



# GARDENA CITY COUNCIL

## Regular Meeting Notice and Agenda

Council Chamber at City Hall  
1700 W. 162<sup>nd</sup> Street, Gardena, California  
Website: [www.cityofgardena.org](http://www.cityofgardena.org)

**TASHA CERDA**, Mayor  
**ART KASKANIAN**, Mayor Pro Tem  
**MARK E. HENDERSON**, Council Member  
**DAN MEDINA**, Council Member  
**RODNEY G. TANAKA**, Council Member

**MINA SEMENZA**, City Clerk  
**J. INGRID TSUKIYAMA**, City Treasurer  
**CLINT OSORIO**, City Manager  
**CARMEN VASQUEZ**, City Attorney  
**LISA KRANITZ**, Assistant City Attorney  
**PETER L. WALLIN**, Deputy City Attorney

**Tuesday, January 14, 2020**  
**Closed Session – 7:00p.m.**  
**Open Session – 7:30 p.m.**

The City of Gardena, in complying with the Americans with Disabilities Act (ADA), requests individuals who require special accommodations to access, attend and/or participate in the City meeting due to disability, to please contact the City Clerk's Office by phone (310) 217-9565 or email [msemenza@cityofgardena.org](mailto:msemenza@cityofgardena.org) at least two business days prior to the scheduled meeting to ensure assistance is provided. Assistive listening devices are available.

**PUBLIC COMMENT:** The City Council will hear from the public on any item on the agenda or any item of interest that is not on the agenda at the following times:

- Agenda Items – at the time the City Council considers the item or during Oral Communications
- Non-agenda Items – during Oral Communications
- Public Hearings – at the time for Public Hearings listed on the Agenda

If you wish to address the Council, please complete a "Speaker Request" form and present it to the City Clerk. You will be called to the podium by name when it is your turn to address the Council. The City Council cannot legally take action on any item not scheduled on the agenda. Such items may be referred for administrative action or scheduled on a future agenda.

---

### STANDARDS OF BEHAVIOR THAT PROMOTE CIVILITY AT ALL PUBLIC MEETINGS

- Treat everyone **courteously**;
- Listen to others **respectfully**;
- Exercise **self-control**;
- Give **open-minded** consideration to all viewpoints;
- Focus on the issues and **avoid personalizing debate**; and
- **Embrace respectful disagreement** and dissent as democratic rights, inherent components of an inclusive public process, and tools for forging sound decisions.

***Thank you for your attendance and cooperation.***

1. ROLL CALL

2. CLOSED SESSION

A. CONFERENCE WITH LABOR NEGOTIATORS

Government Code Section 54957.6

(1) Agency Designated Representative:

Clint Osorio, City Manager

Employee Organizations:

Gardena Police Officers Association (GPOA)

Mike Sargent, Association President

Gardena Management Employees Organization (GMEO)

Vicky L. Barker, Attorney

Gardena Municipal Employees Association (GMEA)

Fred G. Quiel, Attorney

Confidential / Unrepresented Employees

3. PLEDGE OF ALLEGIANCE & INVOCATION

A. PLEDGE OF ALLEGIANCE

Isabella Garcia and Kaesilyn Chaichan

156<sup>th</sup> Street Elementary School

B. INVOCATION

The Reverend Scott R. Fairchild, Marketplace Pastor

CrossRoad – South Bay

4. PRESENTATIONS, PROCLAMATIONS, & APPOINTMENTS

A. PRESENTATIONS

(1) Gardena Military Veteran Recognition – Veteran to be Honored will be Announced at the City Council Meeting

(2) Recognition of Sol Smart Solar Award to City of Gardena ***(To be accepted by City Manager Clint Osorio, on behalf of the City)***

(3) Certificates of Commendation in Special Recognition of Retirements after Long-Time Service with the City of Gardena to:

(a) Family Child Care Manager Lydia Robledo – 32 years

(b) Recreation Services Manager James Kimmons – 26 years

(c) City Attorney Peter L. Wallin – 17 years, 8 months

***(To be accepted by Ms. Robledo, Mr. Kimmons, and Mr. Wallin)***

#### **4. PRESENTATIONS, PROCLAMATIONS, & APPOINTMENTS** (Continued)

##### **B. PROCLAMATIONS**

- (1) "Dr. Martin Luther King Jr. Celebration Week," January 12 through 20, 2020  
***(To be accepted by Ms. Paulette Francis, Chair of Dr. Martin Luther King Jr. Cultural Committee of Gardena, joined by Members of the Committee)***
- (2) "City of Gardena GTrans 80<sup>th</sup> Anniversary Day," January 15, 2020  
***(To be accepted by Mr. Ernie Crespo, Director of Transportation)***
- (3) "School Choice Week in Gardena," January 26 to February 1, 2020  
***(To be proclaimed only)***

##### **C. APPOINTMENTS**

- (1) Council Appointments to Commissions, Committees, Councils, and Boards  
(Appointees to be Ratified and Sworn In)
  - (a) Human Services Commission  
**Mr. Roy Kim** (Mayor Cerda)
  - (b) Planning and Environmental Quality Commission
  - (c) Recreation and Parks Commission
  - (d) Senior Citizens Commission
  - (e) Gardena Youth Commission
  - (f) Gardena Beautification Committee
  - (g) Gardena Economic Business Advisory Council
  - (h) Gardena Rent Mediation Board, Owner Representative
  - (i) Gardena Rent Mediation Board, Tenant Representative
  - (j) Gardena Rent Mediation Board, At-Large Representative

#### **5. CONSENT CALENDAR**

##### **NOTICE TO THE PUBLIC**

**Roll Call Vote Required on Consent Calendar** All matters listed under the Consent Calendar will be enacted by one motion unless a Council member requests Council discussion, in which case that item will be removed from the Consent Calendar and considered separately following this portion of the agenda.

- A. Waiver of Reading in Full of All Ordinances Listed on This Agenda and That They Be Read by Title Only

##### **B. CITY CLERK**

- (1) Approval of Minutes
  - (a) Gardena City Council Regular Meeting, December 10, 2019
  - (b) Planning & Environmental Quality Commission, September 17, 2019
- (2) Affidavit of Posting Agenda on January 10, 2020

5. CONSENT CALENDAR (Continued)

C. CITY TREASURER

(1) Approval of Warrants / Payroll Register

- (a) December 24, 2019
- (b) January 14, 2020

(2) Monthly Portfolio

- (a) October 2019
- (b) November 2019

D. CITY MANAGER

(1) Personnel Report No. P-2020-1

(2) RESOLUTION NO. 6428, Amending the List of Authorized Games and Authorizing the Play of Certain Games in Licensed Card Clubs

(3) RESOLUTION NO. 6427, Establishing Annual Regulatory Fees for Wholesalers or Distributors of Fireworks in Accordance with Section 8.16.115 of the Gardena Municipal Code Relating to Fireworks

6. EXCLUDED CONSENT CALENDAR

7. PLANNING & ENVIRONMENTAL QUALITY COMMISSION ACTION SHEET

A. December 17, 2019, MEETING

(1) **Site Plan Review #3-18, Tentative Parcel Map #2-18**

A proposal to construct three residential condominium units in the Medium Density Multiple-Family Residential (R-3) zone including a request for site plan review and tentative parcel map approval per section 18.44.010.A and Chapter 17.08 of the Gardena Municipal Code.

**Project Location: 1333 West 168<sup>th</sup> Street (APN: 6111-010-041)**

**Applicant: Sato Teruichi**

**Commission Action:** Commission approved Resolution No. PC 19-19, approving Site Plan Review #3-18 and Tentative Parcel Map #2-18.

Call for Council Review, Appeal Decision, or Receive and File

B. January 7, 2020, MEETING – **Meeting Cancelled**

**ORAL COMMUNICATIONS**

*Oral Communications by the public will be heard for one-half hour at or before 8:30 p.m. or at the conclusion of the last agenda item commenced prior to 8:30 p.m. Oral Communications not concluded at that time shall be resumed at the end of the meeting after Council Reports. Speakers are to limit their remarks to three minutes, unless extended by the Mayor. An amber light will appear to alert the speaker when two minutes are complete, and a red light will appear when three minutes are over. Your cooperation is appreciated.*

## 8. DEPARTMENTAL ITEMS

### A. ADMINISTRATIVE SERVICES

- (1) Approval of Contract with Phoenix Group Information Systems for Citation Processing

**Staff Recommendation: Approve Contract**

- (2) Approval of the Three-Year Microsoft Software Assurance and Licensing Agreement for all City Departments

**Staff Recommendation: Approve Licensing Agreement**

### B. COMMUNITY DEVELOPMENT

- (1) ORDINANCE NO. 1815, Introduction of Ordinance No. 1815, an Ordinance of the City Council of the City of Gardena, California, Repealing Chapter 15.04 of the Gardena Municipal Code and Adopting a New Chapter 15.04 Which Adopts by Reference the 2019 California Building Standards Code with Amendments, Except Part 9, and Readopts Section 15.04.020 Relating to Fees

**Staff Recommendation: Introduce Ordinance No. 1815; set Public Hearing Date**

### C. ELECTED & ADMINISTRATIVE OFFICES

- (1) RESOLUTION NO. 6429, Approving and Accepting the County of Los Angeles' Sub-Award Agreement for Census 2020 Education and Outreach Activities

**Staff Recommendation: Adopt Resolution No. 6429**

### D. GENERAL SERVICES – *No Items*

### E. POLICE – *No Items*

### F. RECREATION & HUMAN SERVICES

- (1) RESOLUTION NO. 6425, Authorizing the City Manager to execute an Agreement for the Supportive Services Program on behalf of the City

**Staff Recommendation: Adopt Resolution No. 6425**

- (2) RESOLUTION NO. 6426, Authorizing the City Manager to execute an Agreement for the Elderly Nutrition Program on behalf of the City

**Staff Recommendation: Adopt Resolution No. 6426**

### G. TRANSPORTATION – *No Items*

## 9. COUNCIL ITEMS, DIRECTIVES, & REMARKS

A. COUNCIL ITEMS – *No Items*

B. COUNCIL DIRECTIVES

C. CITY MANAGER REMARKS RE: DIRECTIVES / COUNCIL ITEMS

D. COUNCIL REMARKS

- (1) COUNCIL MEMBER HENDERSON
- (2) COUNCIL MEMBER MEDINA
- (3) MAYOR PRO TEM KASKANIAN
- (4) MAYOR CERDA
- (5) COUNCIL MEMBER TANAKA

## 10. ANNOUNCEMENT

## 11. REMEMBRANCES

Mr. Gary Cloy, 66 years old, beloved father of Custodian II Marcell Cloy with the City of Gardena General Services Department; Mr. Bret Smith, 56 years of age, beloved father of Recreation Leader I Darren Smith, with the City of Gardena Recreation and Human Services Department; Mr. Jose Arechiga, 64 years old, beloved father of Transit Mechanic Osvaldo Arechiga, with City of Gardena GTrans; and Mr. John Thomas Nicholson, 96 years of age, long-time resident of Gardena, strong supporter of numerous community activities, beloved friend and mentor to many, and a long-time member of Kiwanis Club of Gardena Valley, who was the recipient of many Local, District, and International Kiwanis Awards – well-known for his dedicated leadership, especially of the youth through the CSUDH Circle K, and the Gardena High School and California Academy of Math & Science High School Key Clubs.

## 12. ADJOURNMENT

The Gardena City Council will adjourn to a Regular City Council Meeting, at 7:00 p.m., on Tuesday, January 28, 2020.

I hereby certify under penalty of perjury under the laws of the State of California that the foregoing agenda was posted in the City Hall lobby not less than 72 hours prior to the meeting. A copy of said Agenda is on file in the Office of the City Clerk.

Dated this 10<sup>th</sup> day of January, 2020

/s/ MINA SEMENZA  
MINA SEMENZA, City Clerk

# Certificate of Commendation

presented to

## LYDIA ROBLEDO

In official acknowledgment and with sincere appreciation for an  
exemplary and devoted 32 years of service to

the **City of Gardena** as

**Family Child Care  
Manager**

with the

**Recreation and Human Services  
Department.**

*We, the Mayor and Members of the City Council of the City of Gardena,  
California, are pleased to present this special recognition to you for your  
long-time City service, and express our sincere, best wishes for a healthy,  
enjoyable, and rewarding retirement, effective December 31, 2019.*



*Presented ♦ 14<sup>th</sup> day of January, 2020*

  
Mayor Tasha Cerda

  
Councilmember Dan Medina

  
Councilmember Mark E. Henderson

  
Councilmember Rodney G. Tanaka

  
Councilmember Art Kaskanian

# Certificate of Commendation

presented to

## JAMES KIMMONS

In official acknowledgment and with deep appreciation for an  
exemplary, outstanding 26 years of service to

the ***City of Gardena*** as

### Recreation Services

### Manager

with the

### Recreation and Human Services Department.

*We, the Mayor and Members of the City Council of the City of Gardena,  
California, are pleased to present this special recognition to you for your  
long-time City service, and express our sincere, best wishes for a healthy,  
enjoyable, and rewarding retirement, effective December 31, 2019.*

~~~~~

Presented ♦ 14<sup>th</sup> day of January, 2020

  
Mayor Tasha Cerda

  
Councilmember Dan Medina

  
Councilmember Mark E. Henderson

  
Councilmember Rodney G. Tanaka

  
Councilmember Art Kaskanian

# Certificate of Commendation

presented to

## PETER L. WALLIN

In official acknowledgment and with deep appreciation for  
17 years, 8 months of dedicated and commendable service to

the ***City of Gardena*** as

### CITY ATTORNEY,

providing wise and gifted counsel through the law firm of

### Wallin, Kress, Reisman, & Kranitz LLP.

*We, the Mayor and Members of the City Council of the City of Gardena,  
California, joined by the grateful staff and citizens of this community, hereby  
deem it an honor and privilege to present this well-earned recognition to you for  
your long-time and valued City service, and we express our sincere, best wishes  
for good health and much happiness in all your future pursuits.*



Presented  14<sup>th</sup> day of January, 2020

Mayor Tasha Cerda

Councilmember Dan Medina

Councilmember Mark E. Henderson

Councilmember Rodney G. Tanaka

Councilmember Art Kaskanian



# **PROCLAMATION**

**Whereas**, in November 1972, the City Council of the City of Gardena granted a request to two well-known Gardena citizens to establish a Dr. Martin Luther King Jr. Commemorative Committee; and

**Whereas**, with the enthusiastic support and commitment of its numerous members, that Committee (now known as the Dr. Martin Luther King Jr. Cultural Committee of Gardena) has, for the past 46 years, presented annual commemorative activities dedicated to the memory of Dr. King, a leader in the causes of social justice and civil rights for all who struggled for a better relationship between peoples, and for a better understanding of all cultures; and the Committee will present their 47<sup>th</sup> Annual Celebration / Commemoration events in 2020 through an Evening Youth Program at Nakaoka Community Center on Friday, January 17, 2020, and the 36th Annual Commemoration Parade, as well as the "Battle of the Bands," on Saturday, January 18, 2020; and

**Whereas**, the community of Gardena, California, is known for its multi-ethnic, multi-religion population, representing a great cultural diversity; and

**Whereas**, this multi-ethnicity and community service awareness of Gardena's citizens encourages involvement in the promotion of programs and activities to observe Dr. King's birthday, thus pioneering such programs many years prior to Dr. King's birthday, January 15, being recognized and celebrated as a federal holiday; and

**Whereas**, local community individuals, schools, and businesses are now even more involved, and their contributions help to provide for these commemorative activities which allow Gardena's citizens an opportunity to rededicate themselves to the principles that Dr. King inspired in our society in his lifetime - "Peace Among Humanity;"

**Now, Therefore**, I, TASHA CERDA, MAYOR OF THE CITY OF GARDENA, CALIFORNIA, do hereby proclaim **JANUARY 12 through 20, 2020**, to be

## **DR. MARTIN LUTHER KING JR. CELEBRATION WEEK**

in the City of Gardena, urging all citizens to be aware of these annual activities, and to reflect upon the over 47 years of hard work and unselfish dedication of the members of the Committee; and further, to join in and support all of the events planned during this special week.

*Tasha Cerda*  
**MAYOR**

**Dated: 14<sup>th</sup> day of January, 2020**



# PROCLAMATION

**WHEREAS**, January 15, 2020, marks the 80th Anniversary of the establishment of the City of Gardena Transportation Department, now known as GTRANS, having served millions of residents and passengers in the South Bay area for the past 80 years; and

**WHEREAS**, during these historic eight decades, GTrans has transformed into a transit system with an expansive network of five fixed-route bus lines and a paratransit service which traveled over 1,750,000 vehicle service miles across a service area of 40 square miles, using 54 fixed-route buses and eight paratransit vehicles in Fiscal Year 2019; and

**WHEREAS**, GTrans has continually worked to improve air quality during this time by incorporating pioneering technology into its fleet of buses, such as hybrid gasoline electric, compressed natural gas, and zero emission buses, as well as in the construction of its LEED Certified Building in 2009; and

**WHEREAS**, over the past 80 years, customers have benefitted from the dedication and loyalty of the City of Gardena's GTrans employees, working to provide service 365 days every year;

**NOW, THEREFORE**, I, TASHA CERDA, MAYOR OF THE CITY OF GARDENA, CALIFORNIA, am pleased to proclaim **WEDNESDAY, JANUARY 15, 2020**, to be

## *City of Gardena* ***GTrans 80<sup>th</sup> Anniversary Day***

and share the news that, in recognition and appreciation of 80 years of community and customer support, GTrans will offer free fares for all customers on this special day.

  
**MAYOR**

**Dated:** 14<sup>th</sup> day of January, 2020

***TO BE PROCLAIMED ONLY***

**“ SCHOOL CHOICE WEEK IN GARDENA ”**

**— JANUARY 26 to FEBRUARY 1, 2020 —**

All the children in Gardena should have access to the highest-quality education possible; and our community recognizes the important role that an effective education plays in preparing students to be successful adults.


A quality education is important to the economic vitality of all communities; and Gardena is home to a number of excellent education options from which parents can choose for their children. This educational variety not only helps to diversify our economy, but also enhances the vibrancy of our community.

National School Choice Week is celebrated across the country by millions of students, parents, educators, schools, and organizations to raise awareness of the need for effective educational options.

In support of this annual observance, the City of Gardena is hereby pleased to proclaim **January 26 to February 1, 2020**, as

**“ SCHOOL CHOICE WEEK  
IN GARDENA ”**

and urge all of our citizens to take this opportunity to learn about the educational choices that are available within our community.



**MINUTES  
Regular Meeting of the  
City of Gardena City Council  
Tuesday, December 10, 2019**

The regular meeting of the City Council of the City of Gardena, California, was called to order at 7:00 p.m. on Tuesday, December 10, 2019, in the Council Chamber of City Hall, 1700 West 162<sup>nd</sup> Street, Gardena, California; Mayor Tasha Cerda presiding.

**1. ROLL CALL**

Present: Mayor Tasha Cerda; Mayor Pro Tem Art Kaskanian; Council Member Mark E. Henderson; Council Member Dan Medina; and Council Member Rodney G. Tanaka. Other City officials and employees present: Interim City Manager Clint Osorio; City Attorney Peter L. Wallin; Deputy City Attorney Carmen Vasquez; City Clerk Mina Semenza; and Deputy City Clerk Becky Romero. City Treasurer Ingrid Tsukiyama was not in attendance.

At 7:00 p.m., the City Council recessed into Closed Session in the Management Information Center of the Council Chamber at City Hall, with the following in attendance: Mayor Tasha Cerda; Mayor Pro Tem Art Kaskanian; Council Member Mark E. Henderson; Council Member Dan Medina; Council Member Rodney G. Tanaka; Interim City Manager Clint Osorio; City Attorney Peter L. Wallin; and Deputy City Attorney Carmen Vasquez.

**2. CLOSED SESSION**

**A. PUBLIC EMPLOYEE APPOINTMENT**

Government Code Section 54957(b)(1)

Position: City Manager

**Mayor Cerda reconvened the meeting to the Regular Open Session at 7:56 p.m., and the City Clerk noted the return of all Council Members who were present at the meeting.**

*When City Attorney Wallin was asked if there were any reportable actions from the Closed Session, he stated that Council unanimously agreed to appoint Clint Osorio to serve as City Manager under a 3-year contract.*

**3. PLEDGE OF ALLEGIANCE & INVOCATION**

**A. PLEDGE OF ALLEGIANCE**

Damian Labra-Ocampo and Celeste Buenrostro led the Pledge of Allegiance. Damian and Celeste are students at 135<sup>th</sup> Street Elementary School. Both were chosen because they are "model students." They introduced their family members and thanked the Council for inviting them to lead the Pledge of Allegiance.

**3. PLEDGE OF ALLEGIANCE & INVOCATION (Continued)**

**B. INVOCATION**

The Reverend Taso Stavropoulos, Pastor of Unity Baptist Church in Gardena, led the Invocation.

**4. PRESENTATIONS, PROCLAMATIONS, & APPOINTMENTS**

**A. PRESENTATIONS**

- (1) Gardena Military Veteran Recognition to Honor Veteran Mr. Eugene "Gene" Hale, who served in the U.S. Army. Prior to presenting Mr. Hale with the honors, *Council Member Henderson spoke saying some kind words about members of the Military who served in Vietnam and thanked them for their service. Then Mayor Tasha Cerda read a brief Biography; Council Member Henderson presented Mr. Hale with a City of Gardena Veterans Commemorative Coin. Mr. Hale was given an opportunity to speak, and appropriate photos were taken.*

**B. PROCLAMATIONS –**

- (1) "Bill of Rights Day," December 15, 2019 and  
"Bill of Responsibilities Day," December 16, 2019  
– *was proclaimed by Mayor Cerda*

**C. APPOINTMENTS**

- (1) Council Appoints to Commissions, Committee, Board, and Council  
(Planning and Environmental Quality Commission Appointees to be Ratified and Sworn in;  
Other Commission, Committee, Council, and Board Appointees to be Ratified Only)
- (a) Human Services Commission
  - (b) Planning and Environmental Quality Commission
  - (c) Recreation and Parks Commission
  - (d) Senior Citizens Commission
  - (e) Gardena Youth Commission
  - (f) Gardena Beautification Committee
  - (g) Gardena Economic Business Advisory Council
  - (h) Gardena Rent Mediation Board, Owner Representative
  - (i) Gardena Rent Mediation Board, Tenant Representative
  - (j) Gardena Rent Mediation Board, At-Large Representative

**REQUEST TO ADD ITEM 4.C. (2) TO THE AGENDA.**

*The matter came to the City's attention after the posting of the Agenda*

- (2) Greater Los Angeles County Vector Control District Appointment

**It was moved by Mayor Cerda, seconded by Mayor Pro Tem Kaskanian, and carried by the following roll call vote to Add 4.C.(2) to the Agenda:**

**Ayes: Mayor Cerda, Mayor Pro Tem Kaskanian, and Council Members Henderson, Tanaka, and Medina**

**Noes: None**

**Absent: None**

4. PRESENTATIONS, PROCLAMATIONS, & APPOINTMENTS (Continued)

C. APPOINTMENTS (Continued)

- (2) Re-appointment of Council Member Medina as representative of the Greater Los Angeles County Vector Control District Board of Trustees

City Manager Osorio presented the Staff Report.

**It was moved by Council Member Henderson, seconded by Mayor Pro Tem Kaskanian, and carried by the following roll call vote to Re-appoint Council Member Medina to serve as representative of the Greater Los Angeles County Vector Control District Board of Trustees for a full 2-year Term commencing on January 6, 2020:**

**Ayes: Council Member Henderson, Mayor Pro Tem Kaskanian, and Council Members Medina and Tanaka**

**Noes: Mayor Cerda**

**Absent: None**

5. CONSENT CALENDAR

A. WAIVER OF READING IN FULL OF ALL ORDINANCES LISTED ON THIS AGENDA AND THAT THEY BE READ BY TITLE ONLY

B. CITY CLERK

- (1) **Approved:** Minutes of

(a) City Council Regular Meeting, November 26, 2019

- (2) **Approved:** Affidavit of Posting Agenda on December 6, 2019

C. CITY TREASURER

- (1) **Approved:** Warrants / Payroll Register

(a) December 10, 2019: Wire Transfer: 11837-11838; Check Nos. 156856-156980; for a total Warrants issued in the amount of \$430,711.13; Total Payroll Issued for December 6, 2019: \$1,628,549.17

D. CITY MANAGER

- (1) **Approved:** Personnel Report No. P-2019-21

(a) **Approved:** Request City Council's Approval of Employment Agreement promoting Interim City Manager Clint Osorio to City Manager, currently serving as Interim City Manager, effective December 10, 2019, through December 9, 2022

- (2) **Approved:** Acceptance of Projects and Notice of Completion

(a) Pedestrian Safety Improvement 2018-2019, JN 947

(b) Sidewalk Replacement 2018 -2019, JN 948  
CEM Construction Corp.

**5. CONSENT CALENDAR (Continued)**

- (3) **Approved:** Agreement Amendment with MACRO, a Division of Ross & Baruzzini for a Contract Amendment Total \$155,583 and a Project Total of \$171,141

**It was moved by Council Member Henderson, seconded by Council Member Medina, and carried by the following roll call vote to Approve all Items on the Consent Calendar:**

**Ayes:** Council Members Henderson and Medina, Mayor Pro Tem Kaskanian, Council Member Tanaka, and Mayor Cerda

**Noes:** None

**Absent:** None

**6. EXCLUDED CONSENT CALENDAR**

**7. PLANNING & ENVIRONMENTAL QUALITY COMMISSION ACTION SHEET**

**A. DECEMBER 3, 2019, MEETING – Meeting Cancelled**

**ORAL COMMUNICATIONS**

- (1) Mr. Tyrone Banks, resident: reported that employee parking for the construction company that is working on a project that is going up on Crenshaw Blvd., along with employee parking for Amazon are causing problems with residents, making it difficult and unsafe.
- (2) Ms. Cheral Sherman, Vice President, Friends of Gardena Willows Wetland Preserve: said that she is very pleased with the recent changes assisted by the City. She announced that the Preserve now has a part-time Naturalist on staff to assist staff and guests at the Preserve. She announced upcoming activities taking place at the Preserve and invited everyone to participate.
- (3) Jesse Rowden, Wilrey Davis, Nechelle, Rod Shears, residents: spoke about parking and safety concerns in their neighborhood on El Segundo Boulevard due to the Amazon facility on the north side of El Segundo Boulevard, and the City's growing infrastructure.

**8. DEPARTMENTAL ITEMS**

**A. ADMINISTRATIVE SERVICES**

- (1) City of Gardena Audit Reports for Fiscal Year Ended June 30, 2019 Comprehensive Annual Financial Report (CAFR), Family Child Care and Municipal Bus Lines.

There was a discussion which included Mayor Cerda, Council Member Henderson, and City Manager Osorio, who was happy to report that there were no findings in the audit of the financial statements. Council Member Henderson asked if there were any items moving forward that we need to be more cognizant of. City Manager Osorio explained that there is a need for internal service funds; we now have the mechanism with regard to methodology and allocation, which we will start using.

Frances Quan of the PUN Group presented PUN Group's audit process.

*This Item was Received and Filed.*

**8. DEPARTMENTAL ITEMS**

**B. COMMUNITY DEVELOPMENT**

- (1) RESOLUTION NO. 6418, Objecting to the Recommended Methodology of the SCAG Regional Council Related to RHNA Allocation.

**RESOLUTION NO. 6418**

A RESOLUTION OF THE CITY COUNCIL OF THE CITY OF GARDENA, CALIFORNIA, OBJECTING TO THE RECOMMENDED METHODOLOGY OF THE SCAG REGIONAL COUNCIL RELATED TO THE RHNA ALLOCATION

City Manager Osorio presented the Staff Report.

There was a discussion which included Council Member Medina, City Manager Osorio, and Assistant City Attorney Lisa Kranitz regarding sending letters of opposition objecting to the recommended methodology of the SCAG Regional Council related to the RHNA Allocation. Assistant City Attorney Kranitz spoke on the matter, and explained the chosen methodology went against the recommendation of staff, the RHNA subcommittee, and the Community Economic and Human Development Committee. She continued to further discuss the potential penalties and stated that the amount of housing units which has been assigned to Gardena is unrealistic and could ultimately lead to Gardena being found to have a non-compliant Housing Element. Council Member Medina asked that a letter from City of Gardena, stating our City's opposition, be prepared, addressed to him as a representative of SCAG, and given to him to personally present when he attends the next RHNA meeting. It was agreed that a letter would be prepared.

**It was moved by Council Member Medina, seconded by Council Member Tanaka, and carried by the following roll call vote to Adopt Resolution No. 6418:**

**Ayes: Council Members Medina and Tanaka, Mayor Pro Tem Kaskanian, Council Member Henderson, and Mayor Cerda**

**Noes: None**

**Absent: None**

- (2) Approve Consultant Agreement with Veronica Tam in the amount of \$86,175 (with Contingency) regarding Housing Element Update.

City Manager Osorio presented the Staff Report.

There was some discussion which included Council Member Henderson, City Manager Osorio, and Assistant City Attorney Kranitz regarding the scope of work and if the milestones were not met; It was stated by City Manager Osorio that the milestones are there to make sure the work is being done; the contract is for the full amount of all work within the scope. Assistant City Attorney Kranitz then said that "the City was really fortunate to obtain Ms. Tam's services, because we were told she was unavailable: she is truly a leader."

**It was moved by Council Member Tanaka, seconded by Council Member Medina, and carried by the following roll call vote to Approve the Consultant Agreement with Veronica Tam:**

**Ayes: Council Members Tanaka and Medina, Mayor Pro Tem Kaskanian, Council Member Henderson, and Mayor Cerda**

**Noes: None**

**Absent: None**

**8. DEPARTMENTAL ITEMS (Continued)**

**C. ELECTED & ADMINISTRATIVE OFFICES – *No Items***

**D. GENERAL SERVICES**

- (1) Authorize Contract Renewal with CWE Corporation in the Amount of \$188,215 for MS4 Permit Monitoring and Compliance Services

City Manager Osorio presented the Staff Report.

There was a discussion which included Council Member Medina, City Manager Osorio, Lead Engineer Kevin Kwak, and Joe Green, Director of CWE Corporation, regarding the length of the contract renewal and how many reports are turned in per year. It was stated that the length of contract was one (1) year and the reports are done for a 12-month period of time.

**It was moved by Council Member Tanaka, seconded by Mayor Cerda, and carried by the following roll call vote to Award Professional Services Contract Renewal with CWE Corporation:**

**Ayes: Council Member Tanaka, Mayor Cerda, Mayor Pro Tem Kaskanian, and Council Members Medina, and Henderson**

**Noes: None**

**Absent: None**

**E. POLICE – *No Items***

**F. RECREATION & HUMAN SERVICES – *No Items***

**G. TRANSPORTATION**

- (1) Approve Agreement with Clever Devices LTD. for the Purchase of GTrans Real-Time Information Deployment (GRID) System and Five Years of Software Support, Plus Contingency, for a Total Program Cost of \$2,932,975

City Manager Osorio presented the Staff Report. GTrans Director Crespo presented a PowerPoint.

There was a lengthy discussion between Mayor Cerda, GTrans Director Crespo, and all of the Council Members regarding the implementation of this system which will maximize automation, efficiency, data collection, and analysis. Council Members had questions regarding being able to see incidents on bus, tracking late drivers, needing more manpower, making sure staff takes their breaks so they could start fresh, emergency button, if the new computer will be a distraction to the bus drivers, how many buses in our entire fleet, will all data be kept onsite? GTrans Director Crespo replied that we will now have the ability to listen and see physically where the bus is at; included in the contract is to purchase four (4) wireless signs; we do not anticipate hiring any more supervisors; once the emergency button is pushed it goes back to dispatch; there are currently 43 peak service buses, and GTrans is planning to add 25 future buses. Hopefully, this will eliminate bus bunching. If this is happening every day, the bus schedules will be re-adjusted. All of the data will be kept on the city premises, our Operations/Bus Team will work directly with Clever Devices, LTD; we just recently hired a Systems Analyst and he is working closely with City IT Staff at both GTrans and City Hall.

**8. DEPARTMENTAL ITEMS (Continued)**

**G. TRANSPORTATION (Continued)**

- (1) Approve Agreement with Clever Devices LTD. For the Purchase of GTrans Real-Time Information Deployment (GRID) System and Five Years of Software Support, Plus Contingency, for a Total Program Cost of \$2,932,975 (Continued)

**It was moved by Council Member Medina, seconded by Council Member Tanaka, and carried by the following roll call vote to Approve Agreement with Clever Devices LTD:**

**Ayes: Council Members Medina and Tanaka, Mayor Pro Tem Kaskanian, Council Member Henderson, and Mayor Cerda**

**Noes: None**

**Absent: None**

**9. COUNCIL ITEMS, DIRECTIVES, & REMARKS**

**A. COUNCIL ITEMS – No Items**

**B. COUNCIL DIRECTIVES**

- (1) Council Member Medina asked City Manager Osorio for follow-up information regarding a paving project he had previously mentioned at Gramercy Place, between 166<sup>th</sup> Street and Artesia Blvd. This was seconded by Mayor Cerda.
- (2) Council Member Henderson asked if we could have the City investigate some citizen complaints regarding the trash receptacle collection; Mayor Cerda seconded it.
- (3) Council Member Tanaka asked if we could have some type of coordination plan with the traffic light synchronization to help with traffic gridlock throughout the city, but specifically at the intersection of Western Avenue and Artesia Blvd.; Mayor Cerda seconded the request.
- (4) Mayor Pro Tem Kaskanian asked for a status report from a previous directive seeking information about the clean-up of the vacant property on the southeast corner of Marine and Western Avenues.

**C. CITY MANAGER REMARKS RE: DIRECTIVES / COUNCIL ITEMS**

City Manager Osorio gave a verbal report of information to follow-up matters that had been directed or requested by the Mayor and Members of Council. Written reports and flyers had already been provided to the Council via copies in their regular mail packets. Those items were, as follows:

- (1) The Creation of the Sustainability Division and the objectives, including the preparation of a City Ordinance;
- (2) Breakfast with Santa on Saturday, 12/14/2019, from 8:00 a.m. to 11:45 a.m. at the Nakaoka Community Center;
- (3) Dr. Martin Luther King Jr. Birthday Commemoration Parade will be taking place on Saturday, 01/18/2020;
- (4) A short video presentation of our Annual Winter Wonderland and Tree Lighting on Tuesday, 12/03/2019, from 4:00 p.m. to 9:00 p.m. on the City Hall grounds; and
- (5) Thanked the Mayor and Council for their support in his appointment to City Manager and wished everyone Happy Holidays.

**9. COUNCIL ITEMS, DIRECTIVES, & REMARKS (Continued)****D. COUNCIL REMARKS (Continued)**

- (1) COUNCIL MEMBER MEDINA -- since the last Council Meeting, he attended the Winter Wonderland. He said he delivered half-sheet cakes to the Convalescent Homes this past Friday, which were provided by Waste Resources. He played Santa Claus for the Boys & Girls Club on Gardena Boulevard. He reminded everyone that he will be at the Vector Control this coming Thursday and will have a report next month. He reported on trends in the SCAG region which consists of 6 counties. He said that, from year 2000 to 2018, the population grew from 16 million to 19.1 million. Yet, he's sad to report that more and more people are leaving California because they cannot afford to live here.
- (2) MAYOR PRO TEM KASKANIAN -- since the last Council Meeting, he also attended the Winter Wonderland and said it was a great event. He said a lot of kids were enjoying the snow, even a couple of days after the event he spotted kids playing in the snow. He attended the Christmas Party held at the Elks Lodge. He wished everyone a Merry Christmas and a Happy New Year.
- (3) COUNCIL MEMBER TANAKA -- he attended Joe Cruz's farewell luncheon and thanked him for all his work. He said he attended the Christmas Tree Lighting/Winter Wonderland. He attended the Gardena Towers Co-Op where Officer Sterling gave a safety demonstration and lecture to our Seniors. He apologized for not attending the City Hall Tree Trimming because he had the date mixed up on the calendar. He apologized to Chief for not being able to attend the Shop with a Copy event at Target. He congratulated City Manager Osorio and said he knows that he will do a good job for the City. He wished everyone a Merry Christmas, Happy Hanukah, Happy Holidays, and a Happy New Year.
- (4) MAYOR CERDA -- she attended the Elk's Build-A-Bear event held at Del Amo for the disabled children at the LA Regional Hospital. She attended the Winter Wonderland and she thanked the staff for an amazing job; that it gets better and better every year. On Friday, December 5, she attended the 44<sup>th</sup> Annual South Bay Realtors Installation Dinner. The following day she participated in a toy giveaway held by SIERF. She attended the 4<sup>th</sup> District Homecoming Celebration for Commander Sherrod Conyers and District President Romney Hagan at the VFW Hall. She apologized for not making it to the Shop with a Cop event but thanked them for all that they did. She suggested that some other departments get out and do goodwill outreach as well. On Sunday, she attended the Merry Berry Party held at the Elk's Lodge and that was where they actually gave out the bears that they had built the previous week.
- (5) COUNCIL MEMBER HENDERSON -- he reported he did some community visits. He thanked Joe Cruz and attended his farewell event, commenting that Joe has done some great work for the City and, since he's going over to work for Los Angeles County, he would like Cruz to find us our \$200,000 over there. He attended the Hollypark Community Association holiday party. He wasn't able to make it to the Tree Lighting at the Winter Wonderland celebration due to being a guest lecturer at UCLA. He attended the Brotherhood Crusade Dinner at the Beverly Hilton and told Madam Mayor that they appreciated that both he and Mayor had sent congratulatory letters for that event. He participated in an ADA Seminar with regards to cities being compliant. He attended a seminar on 5G and how cities can utilize 5G. He wished everyone a Merry Christmas, Happy Hanukah, Happy Holidays, Happy Kwanza, and Feliz Navidad. He asked everyone to make sure they spend time with their family. He congratulated Clint Osorio for being selected as our City Manager. He thanked City Staff for making it through this year.

**10. ANNOUNCEMENTS**

Mayor Cerda announced:

- (1) Official Pining Ceremony for Michael Saffell to the position of Chief of Police, Wednesday, January 15, 2020, 10:00 a.m., at the Nakaoka Community Center.
- (2) Fair Housing Free Workshop, Thursday, December 19, 2019, at the Nakaoka Community Center.

**11. REMEMBRANCES**

In memory of **Mr. Harold Prewitt**, 72 years old, a part-time Recreation Leader II with the Recreation & Human Services Department from May 1999 to October 2006. He served as a Sports Official, and Leader of one of the After-School Programs, and also assisted with the Program for the Developmentally Disabled; and **Mrs. Rowena W. Labeaud**, 91 years of age, resident of Gardena for over 50 years, well-known advocate/ambassador for our community, and the beloved mother of Home Improvement Lead Person David Labeaud with the City of Gardena General Services Department.

**12. ADJOURNMENT**

Mayor Cerda announced that the Tuesday, December 24, 2019, Regular City Council Meeting is cancelled and then, at 10:05 p.m., adjourned the Gardena City Council Meeting to a regular City Council Meeting, at 7:00 p.m., on Tuesday, January 14, 2020.

MINA SEMENZA

City Clerk of the City of Gardena and

Ex-officio Clerk of the Council

APPROVED:

\_\_\_\_\_  
Tasha Cerda, Mayor

By: \_\_\_\_\_  
Becky Romero, Deputy City Clerk

CITY OF GARDENA  
PLANNING & ENVIRONMENTAL QUALITY COMMISSION  
TUESDAY, SEPTEMBER 17, 2019, MEETING

\* \* \*

Called to order by Chair Jackson at 7:00 P.M.

**ROLL CALL**

Present: Dale Pierce, Deryl Henderson, Stephen Langley, Brenda Jackson  
Absent: Steve Sherman  
Also in Attendance: Lisa Kranitz, City Attorney  
Raymond Barragan, Acting Community Development Director  
Amanda Acuna, Planning Assistant

**PLEDGE OF ALLEGIANCE**

Led by Commissioner Henderson.

**APPROVAL OF MINUTES**

A motion was made by Commissioner Henderson and Commissioner Langley to approve the minutes of September 3, 2019. The minutes were approved 4-0-1.

Ayes: Henderson, Langley, Pierce, Jackson  
Noes: None  
Absent: Sherman

**PUBLIC HEARING**

**Agenda Item #5**

**General Plan Amendment #2-18, Zone Change #3-18, Tentative Tract Map #6-18, Site Plan Review #11-18, and Environmental Assessment #20-18**

A 114-unit townhome project on a 5.6 gross acre property, which included the request for the following entitlements: General Plan Amendment, Zone Change, Tentative Tract Map and a Site Plan Review. A Mitigated Negative Declaration (MND) and Mitigation Monitoring Program (MMP) were prepared to address the environmental impacts.

**Project Location: 1515 West 178<sup>th</sup> Street**

**Applicant: Jeff Weber representing Melia Homes**

Community Development Manager, Raymond Barragan, presented the Staff Report and recommended that the Planning and Environmental Quality Commission approve Resolution No. PC 16-19 and PC No. 17-19, adopting the Mitigated Negative Declaration and Mitigation Monitoring Program for purposes of the Tentative Tract Map and Site Plan Review and recommend that the City Council adopt the same for the General Plan Amendment and Zone Change; recommend that the City Council adopt the General Plan Amendment and Zone Change; and approve the Tentative Tract Map and Site Plan subject to the Legislative approvals.

City Attorney, Lisa Kranitz, asked that the environmental consultant for the project, Rita Garcia, to respond to the late communications staff received from the public.

Ms. Garcia stated staff received a late comment letter from Gardena resident Terri Hasse, 17902 La Salle Avenue, primarily regarding transportation related impacts, and stated that traffic impact is one of the resource areas that was analyzed in the Initial

Study/Mitigated Negative Declaration for the project. Ms. Garcia then stated that the project would displace the existing trucking facility located on the site and that their analysis found the project would result in net reduction in peak hour trips. Ms. Garcia also stated that the existing conditions which included staging of trucks, employees and visitors of the truck facility parking on the street, affect traffic circulation and that the proposed project would remove these affects from the neighborhood.

Chair Jackson stated she thought 114 residential unit would increase traffic impact.

Ms. Garcia stated the traffic analysis showed the exiting trucking facility generated more traffic then the residential development was expected to.

Commissioner Henderson asked if the traffic analysis was conducted over one day.

Ms. Kranitz stated the survey of the traffic counts for the existing facility was conducted on one day, March 5, 2019, and added that the applicant worked with the business to choose a good representative day on when trucks were moving in and out.

Commissioner Henderson asked if the traffic count converted one truck trip would into two passenger trips.

Ms. Garcia stated they did not convert truck trips to passenger car equivalent to ensure their analysis was conservative.

Commissioner Langley asked where the nearest parks to the project site were.

Ms. Garcia stated the initial study did not identify the nearest parks in the recreation demand, however, that it did identify the proposed onsite recreation uses that would serve the onsite community.

Commissioner Langley stated that he did not think the project provided adequate amount of recreation area. Commissioner Langley then asked where the nearest schools were located.

Ms. Garcia stated that there were three schools that would be in the jurisdiction and serve the community: 186<sup>th</sup> Elementary School, Perry Middle School, Gardena High School, and a private school south of the project site.

Mr. Barragan stated the applicant would be required to pay an in-lieu park fee of \$97,984 which could be used to make improvements to existing parks or purchasing of property for new parks.

Chair Jackson stated that the staff report indicated the applicant would be required to pay school impact fee to Los Angeles Unified School District (LAUSD).

Mr. Barragan stated there would be a school fee paid to LAUSD in addition to an in-lieu park fee paid directly to the City of Gardena.

Ms. Kranitz stated that there was not a lot of available space in the City to develop a new park, and therefore the City has concentrated on improving existing parks.

Commissioner Langley inquired about the previous use on the site prior to the existing trucking facility.

Chair Jackson opened the public hearing.

The applicant Jeff Weber, 8951 Research Drive Irvine, CA, stated the previous uses were typical warehousing businesses.

Commissioner Langley asked if there were any soil testing done for the property.

Ms. Garcia stated there was soil testing done through an Environmental Site Assessment report which required that further remediation of the site in order to address the contamination. Ms. Garcia then stated that the applicants drafted a Remedial Action Plan that was approved by the Los Angeles County Fire Department which included a measure that would prohibit issuance of certain building permits for the project until the site was determined to be fully remediated.

Commissioner Henderson asked the applicants what their intended market would be.

Mr. Weber stated first time buyers.

Commissioner Henderson asked questions regarding the type of proposed recreational facilities within the project.

Mr. Weber stated there were numerous open space areas throughout the project and noted the largest area was located on the northside of the site and the pool area located in the middle of the proposed development.

Gail Laidoner, 17815 Denker Avenue, Gardena, CA, stated that the housing project was incompatible with the City's General Plan and had concerns regarding traffic impact to the neighboring area.

Oscar Graham, 333 City Boulevard West, Suite 1700, Orange, CA, stated his support for the project.

Margie Hoyt, 17700 S. Western Avenue, Unit 188, Gardena, CA, stated she resides in the mobile home park adjacent to project site, and stated her support for the project and stressed the issues she has seen with the existing trucking facility including noise and smells.

Ms. Kranitz stated that in response to the comment that the project was incompatible with the City's General Plan, Ms. Kranitz pointed out that the City Council placed a mixed-use overlay land use designation on the subject property which specifically allows for residential development and therefore the project was consistent with the General Plan. Ms. Kranitz went on to say that the only problem with developing under the current zoning designation of mixed-use is that the project would be required to have some type of commercial use, however, the street where the project was located was not conducive to having any type of commercial use that would be viable.

Chair Jackson asked what the sale price of the homes would be.

Mr. Weber stated that they would be in somewhere between \$450,000 and \$550,000.

Commissioner Langley asked if the pool area of the project would be fenced in.

Mr. Weber answered yes.

Commissioner Henderson asked questions regarding the vehicular entrances to the project site.

Chad Brown, 8951 Research Drive Irvine, CA, the Vice President of Planning and Development with Melia Homes, stated the project met all of the requirements for the Los Angeles County Department regarding the emergency access and egress and added that too many driveway approaches would increase traffic to the street.

Commissioner Henderson asked what the distance was from the project site to Normandie Avenue and to Western Avenue.

Mr. Brown stated the distance was well over 1,500 feet in each direction.

Commissioner Henderson asked if this distance would allow the property to have additional emergency vehicle access.

Ms. Garcia stated that the project would be subject to compliance with the Los Angeles County Fire Department standards in order for the project to be approved.

Commissioner Pierce stated that there were alternative routes to and from the project that would mitigate the activity that would occur on West 178<sup>th</sup> Street.

Commissioner Langley stated that the project did not have adequate recreational space due to the fact that there was limited access to the pool area and that the open space area on the north side was mostly designed as a walkway.

Mr. Brown stated there was an open area on the northwest end of the project site where a tot-lot could be proposed.

Mr. Weber added that they were open to suggestions regarding the trail located on the north side.

Commissioner stated that he thought the trees along the trail should be kept as part of the project.

Mr. Barragan stated that the City was actively reprogramming the existing parks and expressed staff's support of residential development on this property due to the numerous concerns and impacts the existing industrial uses has had on the neighboring residential community.

Commissioner Langley expressed his support in the use change of the property to residential. Commissioner Langley then stated he would favor less density to provide for more open recreational space.

Ms. Kranitz stated that the State's Department of Housing and Community Development has mandated that the property yield a minimum 20 units per acre.

Commissioner Pierce stated that the pricing of the homes would be more attainable and bring back middle income households which were different from previous projects.

Ms. Kranitz stated that this was the intent of the State's Department.

Mr. Weber stated that the goal of the project was to develop attainable housing.

Chair Jackson closed the public hearing.

MOTION: It was moved by Commissioner Henderson and seconded by Commissioner Pierce to adopt approve Resolution No. PC 16-19 and PC No. 17-19, adopting the Mitigated Negative Declaration and Mitigation Monitoring Program for purposes of the Tentative Tract Map and Site Plan Review and recommending that the City Council adopt the same for the General Plan Amendment and Zone Change; recommending that the City Council adopt the General Plan Amendment and Zone Change; and approving the Tentative Tract Map and Site Plan subject to the Legislative approvals. The Commission added a condition that the Applicant would work with staff to reprogram existing open space areas.

The motion passed by the following roll call vote:

|         |                                     |
|---------|-------------------------------------|
| Ayes:   | Henderson, Pierce, Langley, Jackson |
| Noes:   | None                                |
| Absent: | Sherman                             |

The Commission called for a short recess in order to prepare for the next agenda item.

**Agenda Item #6**

**Site Plan review #5-18**

A request a Site Plan Review for construction of a new 22,402 square foot, 12-unit mixed-use housing development with 3,891 square feet of commercial use in the Commercial-Residential (C-R) zone per Gardena Municipal Code Section 18.20.025 and direction to staff to file a Notice of Exemption as an In-fill project.

**Project Location: 15420 South Western Avenue, Suite B (APN: 6103-015-051)**

**Applicant: Grace Yang**

Planning Assistant Amanda Acuna presented the Staff Report and recommended that the Planning and Environmental Quality Commission adopt Resolution No. PC 18-19, approving Site Plan Review #5-18, subject to the conditions of approval and directing staff to file a Notice of Exemption as an existing facilities project.

Commissioner Langley asked for clarification whether the alley abutting the property is private or public.

Mr. Barragan stated that the alley was private and there were concerns that people would cut through the adjacent properties to get to the subject site via the alley.

Commissioner Langley had concerns regarding potential impact the surrounding uses would have to the residents.

Mr. Barragan stated the existing surrounding uses were allowed by-right and they had no bearing on the project.

Commissioner Langley addressed his concerns on late working hours from those adjacent businesses in terms with noise.

Mr. Barragan stated that the businesses were subject to the City's noise ordinance.

Chair Jackson opened the public hearing.

Paul Giuliano, 1139 West Gardena Boulevard, Gardena, CA, owner of a nearby business to the project, stated he had concerns regarding traffic.

Commissioner Henderson asked where the entrance to the project would be.

Ms. Acuna stated the entrance would be from the public alley off of Berendo Avenue.

Commissioner Pierce stated the abutting alley was very narrow.

Ms. Acuna stated that the Gardena Public Works Department reviewed the proposed project and was asking for a two-foot dedication to widen the alley.

Commissioner Henderson asked questions regarding street parking directly in front of the project area.

Ms. Acuna stated that the applicants would be removing and replacing an abandoned driveway approach and replacing it with curb and gutter which would allow for more on-street parking.

Commissioner Langley asked about the parking lot located across the project site.

Ms. Acuna stated that the parking lot was public parking.

Commissioner Langley expresses his concerns on nearby residents parking in the public parking lot located on Gardena Boulevard.

Commissioner Henderson asked how many additional parking spaces there would be along Gardena Boulevard directly in front of the subject property.

The applicant's architect Patrick Chu stated approximately six parking spaces could be added.

Commissioner Langley asked if the uses of the commercial tenant spaces were decided.

The applicant, Sam Zhou, 320 N. Hollow Avenue, West Covina, CA, stated that there were no specific intended uses, however, two units would be equipped to allow for small restaurant use.

Langley stated the use before provided on street parking and while the proposed project would be attracting more people it would bring traffic.

Mr. Chu stated that the project met all the minimum development standards of the Gardena Municipal Code.

Commissioner Langley asked why the parking requirements for the subject property were different than that of the live-work units located along Artesia Boulevard.

Mr. Barragan stated that the area the Commissioner was referring to was part of a Specific Plan and had its very own development standards.

Commissioner Henderson asked if the on-street parking spaces would have reduced dimensions.

Mr. Barragan stated that the regulations for private parking spaces were different than that for street parking.

Commissioner Langley asked if there were any future plans for off-street parking lots along Gardena Boulevard.

Mr. Barragan stated no.

Chair Jackson closed the public hearing.

MOTION: It was moved by Commissioner Henderson and seconded by Commissioner Pierce to adopt Resolution No. PC 18-19, approving Site Plan Review #5-18, subject to the conditions of approval and directing staff to file a Notice of Exemption.

The motion passed by the following roll call vote:

Ayes: Henderson, Pierce, Langley, Jackson

Noes: None

Absent: Sherman

### **ORAL COMMUNICATIONS FROM THE PUBLIC**

There were no oral communications from the public.

### **COMMUNITY DEVELOPMENT DIRECTOR'S REPORT**

Mr. Barragan stated that if any Commissioners would like to attend the City's annual Food, Wine, and Cigar Festival to please contact staff. Mr. Barragan then informed the Commission that the Regional Board of the Southern California Association of Governments was recently looking to change the methodology for the distribution of housing units of the Regional Housing Needs Assessment.

## PLANNING AND ENVIRONMENTAL QUALITY COMMISSION REPORTS


Commissioner Langley asked about the road work happening on Normandie Avenue during late hours.

Mr. Barragan stated that staff would speak with the Public Works Department and report back to the Commission.

## ADJOURNMENT

Chair Jackson adjourned the meeting at 9:22 P.M.

Respectfully submitted,

  
For RAYMOND BARRAGAN, SECRETARY  
Planning and Environmental Quality Commission

  
BRENDA JACKSON, CHAIR  
Planning and Environmental Quality Commission

MEMORANDUM

TO: Honorable Mayor and City Council  
FROM: Treasurer's Department  
DATE: January 10, 2020  
SUBJECT: WARRANT REGISTER  
PAYROLL REGISTER

(a) December 24, 2019 TOTAL WARRANTS ISSUED: \$5,004,118.15

Wire Transfer: 11839-11843  
Prepay: 156981-156985  
Check Numbers: 156986-157203  
Checks Voided:

Total Pages of Register: 24

(b) January 14, 2020 TOTAL WARRANTS ISSUED: \$2,109,038.44

Wire Transfer: 11844-11849  
Prepay: 157204  
Check Numbers: 157206-157371  
Checks Voided:

Total Pages of Register: 21

December 20, 2019 TOTAL PAYROLL ISSUED: \$2,384,500.24  
January 3, 2020 TOTAL PAYROLL ISSUED: \$1,891,712.24

*for:* Mul  
J. Ingrid Tsukiyama, City Treasurer

cc: City Clerk

vchlist  
12/23/2019 1:43:29PM

Voucher List  
CITY OF GARDENA

Page: 1

Bank code : usb

| Voucher | Date       | Vendor                                 | Invoice           | PO #      | Description/Account              | Amount     |
|---------|------------|----------------------------------------|-------------------|-----------|----------------------------------|------------|
| 11839   | 12/9/2019  | 419630 U.S. BANK                       | 120919            |           | 2006 COPS REFINANCING PROJECT SI | 245,630.00 |
|         |            |                                        |                   |           | Total :                          | 245,630.00 |
| 11840   | 12/9/2019  | 402609 BANK OF NEW YORK, THE           | 120519            |           | SBRPCA REVENUE BONDS 2007 SERIE  | 146,494.30 |
|         |            |                                        |                   |           | Total :                          | 146,494.30 |
| 11841   | 12/9/2019  | 109929 ZIONS BANK                      | 120919            |           | 2017 DIRECT PURCHASE LEASE BOND  | 11,529.90  |
|         |            |                                        |                   |           | Total :                          | 11,529.90  |
| 11842   | 12/10/2019 | 106110 ADVANCED BENEFIT SOLUTIONS, LLC | 121019            |           | HEALTH INSURANCE CLAIMS          | 104,693.30 |
|         |            |                                        |                   |           | Total :                          | 104,693.30 |
| 11843   | 12/12/2019 | 104058 ADMINISURE INC.                 | 121219            |           | WORKERS' COMP CLAIMS ADMINISTR   | 43,482.20  |
|         |            |                                        |                   |           | Total :                          | 43,482.20  |
| 156981  | 12/11/2019 | 110014 JENKINS, JOAN STEIN             | 10/01-11/18/19    |           | MONTHLY CITY PROSECUTOR CHARG    | 3,100.00   |
|         |            |                                        |                   |           | Total :                          | 3,100.00   |
| 156982  | 12/11/2019 | 106110 ADVANCED BENEFIT SOLUTIONS, LLC | DECEMBER 2019     |           | HEALTH, DENTAL & LIFE INSURANCE  | 116,868.01 |
|         |            |                                        |                   |           | Total :                          | 116,868.01 |
| 156983  | 12/11/2019 | 111016 KAISER FOUNDATION HEALTH PLAN   | DECEMBER 2019     |           | HEALTH INSURANCE                 | 243,132.99 |
|         |            |                                        |                   |           | Total :                          | 243,132.99 |
| 156984  | 12/11/2019 | 111016 KAISER FOUNDATION HEALTH PLAN   | SEPTEMBER 2019    |           | HEALTH INSURANCE                 | 239,637.89 |
|         |            |                                        |                   |           | Total :                          | 239,637.89 |
| 156985  | 12/12/2019 | 118030 RALPH'S GROCERY                 | HELPING HAND 2019 | 034-00438 | RALPH'S/FOOD 4 LESS GIFTCARDS FC | 9,500.00   |
|         |            |                                        |                   |           | Total :                          | 9,500.00   |
| 156986  | 12/24/2019 | 106086 ABC COMPANIES                   | 2999370           |           | GTRANS PARTS SUPPLIES            | 56.12      |
|         |            |                                        | 3004380           |           | GTRANS PARTS SUPPLIES            | 40.47      |
|         |            |                                        | 3004752           |           | GTRANS PARTS SUPPLIES            | 167.87     |
|         |            |                                        | 3005169           |           | GTRANS PARTS SUPPLIES            | 284.88     |
|         |            |                                        |                   |           | Total :                          | 549.34     |
| 156987  | 12/24/2019 | 104058 ADMINISURE INC.                 | 12286             | 023-01225 | ADMINISURE CLAIMS ADMINISTRATION | 11,010.00  |

Page: 1

vchlist  
12/23/2019 1:43:29PM

Voucher List  
CITY OF GARDENA

Page: 2

Bank code : usb

| Voucher | Date       | Vendor                                       | Invoice             | PO #      | Description/Account                | Amount    |
|---------|------------|----------------------------------------------|---------------------|-----------|------------------------------------|-----------|
| 156987  | 12/24/2019 | 104058 ADMINSURE INC.                        | (Continued)         |           |                                    |           |
|         |            |                                              | 12361               | 023-01225 | ADMINSURE CLAIMS ADMINISTRATION    | 11,340.00 |
|         |            |                                              | 12433               | 023-01225 | ADMINSURE CLAIMS ADMINISTRATION    | 11,340.00 |
|         |            |                                              |                     |           | Total :                            | 33,690.00 |
| 156988  | 12/24/2019 | 110898 ALVAZIAN, AIDA                        | CIT #155129694      |           | REFUND - INTERCEPTED WRONG TAX     | 189.00    |
|         |            |                                              |                     |           | Total :                            | 189.00    |
| 156989  | 12/24/2019 | 107246 ANEBERE, THERESA                      | PERMIT #16072       |           | PERMIT DEPOSIT REFUND - 13328 S. V | 500.00    |
|         |            |                                              |                     |           | Total :                            | 500.00    |
| 156990  | 12/24/2019 | 110692 ANIMAL CARE EQUIPMENT &, SERVICES LLC | 74472               |           | ANIMAL CONTROL EQUIPMENT           | 200.95    |
|         |            |                                              | 74899               |           | ANIMAL CONTROL EQUIPMENT           | 328.06    |
|         |            |                                              |                     |           | Total :                            | 529.01    |
| 156991  | 12/24/2019 | 107783 APOLLO VIDEO TECHNOLOGY               | 539137              |           | BUS CAMERA PARTS                   | 491.54    |
|         |            |                                              | 539263              |           | BUS CAMERA PARTS                   | 483.44    |
|         |            |                                              |                     |           | Total :                            | 974.98    |
| 156992  | 12/24/2019 | 106965 ASSAABLOY ENTRANCE, SYSTEMS US INC.   | SEI/01308310        | 024-00618 | PD LOBBY ENTRANCE DOOR EMERGE      | 2,970.95  |
|         |            |                                              |                     |           | Total :                            | 2,970.95  |
| 156993  | 12/24/2019 | 104687 AT&T                                  | 13976581            |           | TELEPHONE~                         | 219.98    |
|         |            |                                              |                     |           | Total :                            | 219.98    |
| 156994  | 12/24/2019 | 616090 AT&T                                  | 3232408 12/01/19    |           | TELEPHONE                          | 845.27    |
|         |            |                                              |                     |           | Total :                            | 845.27    |
| 156995  | 12/24/2019 | 100474 AT&T LONG DISTANCE                    | 13953251            |           | TELEPHONE                          | 389.64    |
|         |            |                                              |                     |           | Total :                            | 389.64    |
| 156996  | 12/24/2019 | 100964 AT&T MOBILITY                         | 287275680401X120119 |           | PD CELL PHONE ACCT #287275680401   | 180.96    |
|         |            |                                              | 287275680780X120119 |           | PD CELL PHONE ACCT #287275680780   | 85.80     |
|         |            |                                              | 287275681023X120119 |           | PD CELL PHONE ACCT #287275681023   | 1,983.13  |
|         |            |                                              |                     |           | Total :                            | 2,249.89  |
| 156997  | 12/24/2019 | 102880 AUTOPLEX, INC.                        | 11181               |           | 2015 CHEVY TAHOE #FR580509 OIL & F | 78.92     |
|         |            |                                              | 11196               |           | 2016 FORD INTRCPTR #1484145 BRAK   | 95.00     |

Page: 2

vchlist  
12/23/2019 1:43:29PM

Voucher List  
CITY OF GARDENA

Page: 3

Bank code : usb

| Voucher | Date       | Vendor                             | Invoice       | PO #      | Description/Account                 | Amount    |
|---------|------------|------------------------------------|---------------|-----------|-------------------------------------|-----------|
| 156997  | 12/24/2019 | 102880 AUTOPLEX, INC.              | (Continued)   |           |                                     |           |
|         |            |                                    | 11199         |           | 2011 FORD CROWN VIC #1310625 OIL,   | 235.59    |
|         |            |                                    | 11263         |           | 2018 FORD INTRCPTR #1555072 BRAKI   | 228.00    |
|         |            |                                    | 11274         |           | 2018 FORD INTRCPTR #1554678 BRAKI   | 228.00    |
|         |            |                                    | 11282         |           | 2014 FORD INTRCPTR #1442351 BRAKI   | 142.50    |
|         |            |                                    | 11289         |           | 2019 FORD INTRCPTR #1554880 BRAKI   | 142.50    |
|         |            |                                    | 11391         |           | 2018 FORD INTRCPTR #1554677 OIL &   | 47.59     |
|         |            |                                    | 11414         |           | PD AUTO PARTS                       | 181.72    |
|         |            |                                    | 11416         |           | 2012 CHEVY TAHOE #1415462 OIL & FIL | 77.23     |
|         |            |                                    | 11443         |           | 2016 FORD INTRCPTR #1488058 OIL &   | 45.40     |
|         |            |                                    |               |           | Total :                             | 1,502.45  |
| 156998  | 12/24/2019 | 110686 AZTECH ELEVATOR COMPANY     | AZ16466       |           | ELEVATOR MAINTENACE - NCC           | 285.00    |
|         |            |                                    | AZ16467       |           | ELEVATOR MAINTENACE - PW            | 285.00    |
|         |            |                                    | AZ16468       |           | ELEVATOR MAINTENACE - NCC           | 100.00    |
|         |            |                                    | AZ16469       |           | ELEVATOR MAINTENACE - CITY HALL     | 100.00    |
|         |            |                                    | AZ16486       |           | ELEVATOR MAINTENACE - NCC           | 285.00    |
|         |            |                                    | AZ16487       |           | ELEVATOR MAINTENACE - PW            | 285.00    |
|         |            |                                    | AZ16488       |           | ELEVATOR MAINTENACE - NCC           | 100.00    |
|         |            |                                    | AZ16489       |           | ELEVATOR MAINTENACE - CH            | 100.00    |
|         |            |                                    | AZ16490       |           | ELEVATOR MAINTENACE - GTRANS        | 285.00    |
|         |            |                                    | AZ16491       |           | ELEVATOR MAINTENACE - GTRANS        | 83.33     |
|         |            |                                    |               |           | Total :                             | 1,908.33  |
| 156999  | 12/24/2019 | 105377 BARTEL ASSOCIATES, LLC      | 19-998        | 023-01239 | ACTUARIAL CONSULTING SERVICES -     | 14,396.00 |
|         |            |                                    |               |           | Total :                             | 14,396.00 |
| 157000  | 12/24/2019 | 110190 BASNET FAMILY CHILD CARE    | NOVEMBER 2019 |           | CHILD CARE PROVIDER                 | 4,313.00  |
|         |            |                                    |               |           | Total :                             | 4,313.00  |
| 157001  | 12/24/2019 | 102035 BD WHITE TOP SOIL CO., INC. | 82704         |           | PARK MAINT SUPPLIES                 | 106.76    |
|         |            |                                    |               |           | Total :                             | 106.76    |
| 157002  | 12/24/2019 | 103641 BECNEL UNIFORMS             | 26039         |           | BUS UNIFORM SUPPLIES                | 1,147.90  |
|         |            |                                    |               |           | Total :                             | 1,147.90  |
| 157003  | 12/24/2019 | 105265 BERGERON, MICHAEL           | 121219        |           | PURCHASE REIMBURSEMENT ~            | 116.05    |

Page: 3

vchlist  
12/23/2019 1:43:29PM

Voucher List  
CITY OF GARDENA

Page: 4

Bank code : usb

| Voucher | Date       | Vendor                                                       | Invoice             | PO #                   | Description/Account                                        | Amount           |
|---------|------------|--------------------------------------------------------------|---------------------|------------------------|------------------------------------------------------------|------------------|
| 157003  | 12/24/2019 | 105265 105265 BERGERON, MICHAEL                              | (Continued)         |                        | Total :                                                    | 116.05           |
| 157004  | 12/24/2019 | 108715 BOBBS, CINDY                                          | NOVEMBER 2019       |                        | CHILD CARE PROVIDER                                        | 1,987.00         |
|         |            |                                                              |                     |                        | Total :                                                    | 1,987.00         |
| 157005  | 12/24/2019 | 110399 C.A. SHORT COMPANY                                    | 7022604             |                        | AWARDS & RECOGNITION SUPPLIES                              | 2,150.08         |
|         |            |                                                              |                     |                        | Total :                                                    | 2,150.08         |
| 157006  | 12/24/2019 | 106102 CALIFORNIA ASSOCIATION FOR                            | 2020-0113           |                        | LOCAL/REGIONAL GOVERNMENT AGE                              | 620.00           |
|         |            |                                                              |                     |                        | Total :                                                    | 620.00           |
| 157007  | 12/24/2019 | 110537 CALIFORNIA CONSULTING, INC.                           | 4011                | 039-00060              | GRANT WRITING SERVICES - DECEMB                            | 4,000.00         |
|         |            |                                                              |                     |                        | Total :                                                    | 4,000.00         |
| 157008  | 12/24/2019 | 104694 CALIFORNIA TRAFFIC CONTROL                            | PERMIT #15949       |                        | PERMIT DEPOSIT REFUND - 1138 W/ 14                         | 1,000.00         |
|         |            |                                                              |                     |                        | Total :                                                    | 1,000.00         |
| 157009  | 12/24/2019 | 823003 CARL WARREN & COMPANY                                 | NOVEMBER 2019       |                        | CLAIMS MANAGEMENT                                          | 1,612.00         |
|         |            |                                                              |                     |                        | Total :                                                    | 1,612.00         |
| 157010  | 12/24/2019 | 103489 CF UNITED LLC                                         | 144-H 110119-113019 |                        | CAR WASH - NOVEMBER 2019                                   | 120.00           |
|         |            |                                                              |                     |                        | Total :                                                    | 120.00           |
| 157011  | 12/24/2019 | 110605 CHANDLER ASSET MANAGEMENT                             | 1911GARDENA         | 013-00027              | INVESTMENT SERVICES - NOVEMBER                             | 1,328.29         |
|         |            |                                                              |                     |                        | Total :                                                    | 1,328.29         |
| 157012  | 12/24/2019 | 108378 CHARLES E. THOMAS COMPANY INC.                        | 52129<br>52617      | 037-09850<br>037-09850 | DESIGNATED OPERATOR SERVICE<br>DESIGNATED OPERATOR SERVICE | 200.00<br>200.00 |
|         |            |                                                              |                     |                        | Total :                                                    | 400.00           |
| 157013  | 12/24/2019 | 103127 CHILD 2 CHILD CONNECTION, FAMILY DAY C/ NOVEMBER 2019 |                     |                        | CHILD CARE PROVIDER                                        | 3,327.00         |
|         |            |                                                              |                     |                        | Total :                                                    | 3,327.00         |
| 157014  | 12/24/2019 | 110146 CHUCK THOMAS INVESTIGATIONS                           | 11/13-11/19/19      | 035-00964              | PROFESSIONAL SERVICES                                      | 3,834.02         |
|         |            |                                                              |                     |                        | Total :                                                    | 3,834.02         |
| 157015  | 12/24/2019 | 320008 CITY OF TORRANCE-AREA "G" ACCT                        | 2019-2020           | 035-00965              | ANNUAL AREA "G" COST ALLOCATION                            | 5,791.00         |
|         |            |                                                              |                     |                        | Total :                                                    | 5,791.00         |

Page: 4

vchlist  
12/23/2019 1:43:29PM

Voucher List  
CITY OF GARDENA

Page: 5

Bank code : usb

| Voucher | Date       | Vendor                                   | Invoice    | PO #      | Description/Account             | Amount     |
|---------|------------|------------------------------------------|------------|-----------|---------------------------------|------------|
| 157016  | 12/24/2019 | 103274 CONTRERAS, LUIS                   | 121219     |           | GEPCO 2019                      | 2,000.00   |
|         |            |                                          |            |           | Total :                         | 2,000.00   |
| 157017  | 12/24/2019 | 109856 COPPA, JACLYN                     | 121219     |           | REIMBURSEMENT - GC FOR HELPING  | 750.00     |
|         |            |                                          |            |           | Total :                         | 750.00     |
| 157018  | 12/24/2019 | 102388 COPYLAND, INC.                    | 70457      | 037-09882 | GTRANS SCHOOL TRIPPER CARDS, 3Y | 224.03     |
|         |            |                                          |            |           | Total :                         | 224.03     |
| 157019  | 12/24/2019 | 104543 COUNTY OF LOS ANGELES             | IN0788071  |           | BACKFLOW ASSEMBLY - CIVIC CENTE | 148.00     |
|         |            |                                          | IN0791904  |           | BACKFLOW ASSEMBLY - GTRANS BLD  | 148.00     |
|         |            |                                          | IN0791905  |           | BACKFLOW ASSEMBLY - VEMONT MEI  | 74.00      |
|         |            |                                          | IN0791906  |           | BACKFLOW ASSEMBLY - PLANTER IRR | 37.00      |
|         |            |                                          | IN0791907  |           | BACKFLOW ASSEMBLY - CH ~        | 37.00      |
|         |            |                                          | IN0791908  |           | BACKFLOW ASSEMBLY - MAS FUKAI P | 74.00      |
|         |            |                                          | IN0791909  |           | BACKFLOW ASSEMBLY - FREEMAN PA  | 74.00      |
|         |            |                                          | IN0791910  |           | BACKFLOW ASSEMBLY - HARVARD PAI | 37.00      |
|         |            |                                          | IN0791911  |           | BACKFLOW ASSEMBLY - ROWLEY PAR  | 185.00     |
|         |            |                                          | IN0791913  |           | BACKFLOW ASSEMBLY - BELL PARK ~ | 148.00     |
|         |            |                                          | IN0791914  |           | BACKFLOW ASSEMBLY - IRRG BLDG ~ | 148.00     |
|         |            |                                          | IN0791915  |           | BACKFLOW ASSEMBLY - VEMONT MAN  | 74.00      |
|         |            |                                          | IN0791916  |           | BACKFLOW ASSEMBLY - BELL PARK M | 148.00     |
|         |            |                                          | IN0791917  |           | BACKFLOW ASSEMBLY - PD BLDG ~   | 37.00      |
|         |            |                                          | IN791912   |           | BACKFLOW ASSEMBLY - MEDIAN IRRK | 74.00      |
|         |            |                                          |            |           | Total :                         | 1,443.00   |
| 157020  | 12/24/2019 | 102791 CPAC, INC.                        | SI-1289167 | 023-01245 | ADOBE ACROBAT PRO LICENSE RENE  | 14,947.00  |
|         |            |                                          |            |           | Total :                         | 14,947.00  |
| 157021  | 12/24/2019 | 104152 CREATIVE BUS SALES, INC.          | 1538580    | 037-09880 | 2018 BRAUN ENTERVAN PARATRANSIT | 51,798.31  |
|         |            |                                          | 1538581    | 037-09880 | 2018 BRAUN ENTERVAN PARATRANSIT | 51,798.31  |
|         |            |                                          |            |           | Total :                         | 103,596.62 |
| 157022  | 12/24/2019 | 102482 CUBIC TRANSPORTATION SYSTEM, INC. | 90034335   | 037-09897 | GTRANS TAP FAREBOX UPGRADE PRG  | 390,670.20 |
|         |            |                                          |            |           | Total :                         | 390,670.20 |
| 157023  | 12/24/2019 | 110319 CWE DIRECTOR                      | 19788      | 024-00604 | MS4 INDUSTRIAL/COMMERCIAL INSPE | 28,819.40  |

Page: 5

vchlist  
12/23/2019 1:43:29PM

Voucher List  
CITY OF GARDENA

Page: 6

Bank code : usb

| Voucher | Date       | Vendor                                                    | Invoice                                      | PO #                                | Description/Account                                                  | Amount                    |
|---------|------------|-----------------------------------------------------------|----------------------------------------------|-------------------------------------|----------------------------------------------------------------------|---------------------------|
| 157023  | 12/24/2019 | 110319 CWE DIRECTOR                                       | (Continued)<br>19794                         | 024-00603                           | MS4 MONITORING & COMPLIANCE SEI                                      | 33,783.57                 |
|         |            |                                                           |                                              |                                     | Total :                                                              | 62,602.97                 |
| 157024  | 12/24/2019 | 303459 DEPARTMENT OF JUSTICE                              | 419158                                       |                                     | FINGERPRINT APPS - NOVEMBER 2019                                     | 1,356.00                  |
|         |            |                                                           |                                              |                                     | Total :                                                              | 1,356.00                  |
| 157025  | 12/24/2019 | 312117 DEPARTMENT OF WATER & POWER                        | 120219                                       |                                     | LIGHT & POWER                                                        | 70.21                     |
|         |            |                                                           |                                              |                                     | Total :                                                              | 70.21                     |
| 157026  | 12/24/2019 | 110892 DEWEY, MAUREEN K.                                  | PERMIT #16313                                |                                     | PERMIT DEPOSIT REFUND - 14508 DUE                                    | 500.00                    |
|         |            |                                                           |                                              |                                     | Total :                                                              | 500.00                    |
| 157027  | 12/24/2019 | 105182 DIRECTV                                            | 36915200037                                  |                                     | DIRECTV SERVICE - BUSINESS XTRA -                                    | 34.19                     |
|         |            |                                                           |                                              |                                     | Total :                                                              | 34.19                     |
| 157028  | 12/24/2019 | 104343 DISCOUNT SCHOOL SUPPLY                             | P38931770102<br>P38932300101<br>P38945260001 | 034-00435<br>034-00435<br>034-00435 | FCC PROGRAM SUPPLIES<br>FCC PROGRAM SUPPLIES<br>FCC PROGRAM SUPPLIES | 990.86<br>91.04<br>136.55 |
|         |            |                                                           |                                              |                                     | Total :                                                              | 1,218.45                  |
| 157029  | 12/24/2019 | 104500 DOOLEY ENTERPRISES, INC                            | 57255                                        | 035-00937                           | PD AMMUNITION SUPPLIES                                               | 4,529.81                  |
|         |            |                                                           |                                              |                                     | Total :                                                              | 4,529.81                  |
| 157030  | 12/24/2019 | 104276 DREHS, LARRY W.                                    | NOV-DEC 2019                                 |                                     | MARTIAL ARTS INSTRUCTOR                                              | 873.00                    |
|         |            |                                                           |                                              |                                     | Total :                                                              | 873.00                    |
| 157031  | 12/24/2019 | 110884 EMERGENCY MANAGEMENT SAFETY, PARTN 050             |                                              | 023-01252                           | EMERGENCY MANAGEMENT PROGRA                                          | 6,166.00                  |
|         |            |                                                           |                                              |                                     | Total :                                                              | 6,166.00                  |
| 157032  | 12/24/2019 | 105418 EMPIRE CLEANING SUPPLY                             | 1143678                                      | 024-00599                           | CUSTODIAL SUPPLIES                                                   | 1,922.95                  |
|         |            |                                                           |                                              |                                     | Total :                                                              | 1,922.95                  |
| 157033  | 12/24/2019 | 107690 ENLIGHTENMENT CHILD, DEVELOPMENT CEI NOVEMBER 2019 |                                              |                                     | CHILD CARE PROVIDER                                                  | 4,363.00                  |
|         |            |                                                           |                                              |                                     | Total :                                                              | 4,363.00                  |
| 157034  | 12/24/2019 | 105392 ENTENMANN-ROVIN COMPANY                            | 0147897<br>0148216                           |                                     | EMPLOYEE SERVICE PINS<br>EMPLOYEE SERVICE PINS                       | 1,680.49<br>989.98        |

Page: 6

vchlist  
12/23/2019 1:43:29PM

Voucher List  
CITY OF GARDENA

Page: 7

Bank code : usb

| Voucher | Date       | Vendor | Invoice                        | PO #               | Description/Account              | Amount                            |          |
|---------|------------|--------|--------------------------------|--------------------|----------------------------------|-----------------------------------|----------|
| 157034  | 12/24/2019 | 105392 | 105392 ENTENMANN-ROVIN COMPANY | (Continued)        | Total :                          | 2,670.47                          |          |
| 157035  | 12/24/2019 | 106459 | ENTERPRISE FM TRUST            | FBN3817311         | 023-01246                        | ENTERPRISE LEASE - NOEVE          | 6,153.43 |
|         |            |        |                                | FBN3821373         | 023-01246                        | ENTERPRISE LEASE - NOVEMBER 201   | 8,766.88 |
|         |            |        |                                | FBN3838418         | 023-01248                        | ENTERPRISE LEASE - DECEMBER 201   | 9,566.53 |
|         |            |        |                                | FBN3845315         | 023-01248                        | ENTERPRISE LEASE - NOVEMBER 201   | 5,023.81 |
|         |            |        |                                |                    | Total :                          | 29,510.65                         |          |
| 157036  | 12/24/2019 | 103795 | ESCALANTE FAMILY CHILD CARE    | NOVEMBER 2019      | CHILD CARE PROVIDER              | 7,100.00                          |          |
|         |            |        |                                |                    | Total :                          | 7,100.00                          |          |
| 157037  | 12/24/2019 | 107510 | ESCALANTE, WENDY E.            | NOVEMBER 2019      | CHILD CARE PROVIDER              | 6,846.00                          |          |
|         |            |        |                                |                    | Total :                          | 6,846.00                          |          |
| 157038  | 12/24/2019 | 109426 | ESPINOSA, VANESSA              | 12/02-12/13/19     | PROFESSIONAL SERVICES - CASE WC  | 1,617.00                          |          |
|         |            |        |                                |                    | Total :                          | 1,617.00                          |          |
| 157039  | 12/24/2019 | 110896 | ESPINOZA, YOLANDA              | PERMIT #16315      | PERMIT DEPOSIT REFUND - 14608 HA | 500.00                            |          |
|         |            |        |                                |                    | Total :                          | 500.00                            |          |
| 157040  | 12/24/2019 | 108574 | EVANBROOKSASSOCIATES, INC.     | 19011-3            | 037-09845                        | NTD PASSENGER MILES DATA COLLEC   | 4,632.73 |
|         |            |        |                                |                    | Total :                          | 4,632.73                          |          |
| 157041  | 12/24/2019 | 104843 | FACILITY BUILDERS & ERECTORS   | PERMIT #50019-1313 | PERMIT DEPOSIT REFUND - 1449 W.  | 4,781.00                          |          |
|         |            |        |                                |                    | Total :                          | 4,781.00                          |          |
| 157042  | 12/24/2019 | 100055 | FAIR HOUSING FOUNDATION        | NOVEMBER 2019      | CDBG CONSULTANT                  | 1,621.89                          |          |
|         |            |        |                                |                    | Total :                          | 1,621.89                          |          |
| 157043  | 12/24/2019 | 106129 | FEDEX                          | 6-8563-78425       | SHIPPING SERVICES                | 105.98                            |          |
|         |            |        |                                |                    | Total :                          | 105.98                            |          |
| 157044  | 12/24/2019 | 110888 | FEHR & PEERS                   | 133607             | 032-00049                        | CONSULTING SERVICES - SB743 IMPLI | 5,437.75 |
|         |            |        |                                |                    | Total :                          | 5,437.75                          |          |
| 157045  | 12/24/2019 | 109327 | FINCH, ISAAC                   | 11/01-11/15/19     | SPORTS OFFICIAL                  | 100.00                            |          |
|         |            |        |                                | 11/16-11/30/19     | SPORTS OFFICIAL                  | 50.00                             |          |

Page: 7

Bank code : usb

| Voucher | Date       | Vendor                                    | Invoice          | PO # | Description/Account               | Amount   |
|---------|------------|-------------------------------------------|------------------|------|-----------------------------------|----------|
| 157045  | 12/24/2019 | 109327 109327 FINCH, ISAAC                | (Continued)      |      | Total :                           | 150.00   |
| 157046  | 12/24/2019 | 110891 FISHEL COMPANY                     | PERMIT #15572    |      | PERMIT DEPOSIT REFUND - 147TH ST. | 1,000.00 |
|         |            |                                           |                  |      | Total :                           | 1,000.00 |
| 157047  | 12/24/2019 | 106545 FLEETPRIDE                         | 40483066         |      | PW AUTO PARTS                     | 355.34   |
|         |            |                                           | 41083662         |      | PW AUTO PARTS                     | 66.96    |
|         |            |                                           |                  |      | Total :                           | 422.30   |
| 157048  | 12/24/2019 | 110683 FOBBS-HOLMAN, FAITH                | NOVEMBER 2019    |      | CHILD CARE PROVIDER               | 2,668.00 |
|         |            |                                           |                  |      | Total :                           | 2,668.00 |
| 157049  | 12/24/2019 | 106465 FOX FIRST AID & SAFETY             | 60632            |      | STREET MAINT SUPPLIES             | 130.31   |
|         |            |                                           | 60637            |      | STREET MAINT SUPPLIES             | 110.60   |
|         |            |                                           | 60674            |      | STREET MAINT SUPPLIES             | 93.08    |
|         |            |                                           |                  |      | Total :                           | 333.99   |
| 157050  | 12/24/2019 | 103134 FRANCO'S UPHOLSTERY &, ACCESSORIES | 13197            |      | REUPHOLSTER ONE SEAT              | 75.00    |
|         |            |                                           |                  |      | Total :                           | 75.00    |
| 157051  | 12/24/2019 | 107724 GARCIA, CLAUDIA CRISTINA           | NOVEMBER 2019    |      | CHILD CARE PROVIDER               | 8,405.00 |
|         |            |                                           |                  |      | Total :                           | 8,405.00 |
| 157052  | 12/24/2019 | 110899 GARCIA, LILIA                      | CIT #144134541   |      | REFUND - CITATION OVERPAYMENT     | 42.00    |
|         |            |                                           |                  |      | Total :                           | 42.00    |
| 157053  | 12/24/2019 | 207133 GARCIA, NANCY C.                   | NOVEMBER 2019    |      | CHILD CARE PROVIDER               | 5,705.00 |
|         |            |                                           |                  |      | Total :                           | 5,705.00 |
| 157054  | 12/24/2019 | 107030 GARDENA AUTO PARTS                 | 106179           |      | PW AUTO PARTS                     | 40.74    |
|         |            |                                           | 106307           |      | PW AUTO PARTS                     | 63.33    |
|         |            |                                           |                  |      | Total :                           | 104.07   |
| 157055  | 12/24/2019 | 107495 GARDENA CAR WASH                   | OCT-NOV 2019     |      | CAR WASH - M.THOMAS, W.MENDOZA,   | 143.86   |
|         |            |                                           | OCTOBER-NOV 2019 |      | CAR WASH - PD                     | 113.94   |
|         |            |                                           |                  |      | Total :                           | 257.80   |
| 157056  | 12/24/2019 | 107735 GARDENA NISSAN                     | 473604           |      | PD AUTO PARTS                     | 26.32    |

Bank code : usb

| Voucher | Date       | Vendor                                     | Invoice                   | PO #      | Description/Account                | Amount           |
|---------|------------|--------------------------------------------|---------------------------|-----------|------------------------------------|------------------|
| 157056  | 12/24/2019 | 107735 GARDENA NISSAN                      | (Continued)<br>NICS511875 |           | 2018 NISSN FRONTIER REPLACE CABI   | 512.00           |
|         |            |                                            |                           |           | <b>Total :</b>                     | <b>538.32</b>    |
| 157057  | 12/24/2019 | 107011 GARDENA VALLEY NEWS, INC.           | 00089631                  |           | NOTICE INVITING BIDS - CALIFORNIA  | 553.84           |
|         |            |                                            | 00089822                  |           | URGENCY ORDINANCE NO. 1812 - ADC   | 1,183.73         |
|         |            |                                            | 00089824                  |           | SUMMARY OF ORDINANCE NO. 1813 -    | 141.17           |
|         |            |                                            | 00089825                  |           | SUMMARY OF ORDINANCE NO. 1808 -    | 162.89           |
|         |            |                                            | 00089826                  |           | SUMMARY OF ORDINANCE NO. 1806 -    | 173.72           |
|         |            |                                            | 00089827                  |           | SUMMARY OF ORDINANCE NO. 1810 A    | 130.31           |
|         |            |                                            | 00090140                  |           | RESOLUTION NO. 6414 - CALLING FOR  | 407.24           |
|         |            |                                            |                           |           | <b>Total :</b>                     | <b>2,752.90</b>  |
| 157058  | 12/24/2019 | 619005 GAS COMPANY, THE                    | 12022019                  |           | GAS                                | 1,677.25         |
|         |            |                                            | 120919                    |           | CNG FUEL - NOVEMBER 2019           | 217.54           |
|         |            |                                            |                           |           | <b>Total :</b>                     | <b>1,894.79</b>  |
| 157059  | 12/24/2019 | 106410 GOLDEN HAND GROUP, INC.             | 101579                    |           | REC PROGRAM SUPPLIES               | 119.27           |
|         |            |                                            |                           |           | <b>Total :</b>                     | <b>119.27</b>    |
| 157060  | 12/24/2019 | 619004 GOLDEN STATE WATER CO.              | 120919                    |           | WATER                              | 19,610.19        |
|         |            |                                            |                           |           | <b>Total :</b>                     | <b>19,610.19</b> |
| 157061  | 12/24/2019 | 110435 GUERRERO, ANGELICA                  | NOVEMBER 2019             |           | CHILD CARE PROVIDER                | 4,979.00         |
|         |            |                                            |                           |           | <b>Total :</b>                     | <b>4,979.00</b>  |
| 157062  | 12/24/2019 | 108607 HENDERSON-BATISTE, TANEKA           | NOVEMBER 2019             |           | CHILD CARE PROVIDER                | 3,695.00         |
|         |            |                                            |                           |           | <b>Total :</b>                     | <b>3,695.00</b>  |
| 157063  | 12/24/2019 | 110371 HINDERLITER DE LLAMAS, & ASSOCIATES | 0032555                   | 023-01249 | SALES TAX - REPORTING & AUDITING : | 5,008.08         |
|         |            |                                            |                           |           | <b>Total :</b>                     | <b>5,008.08</b>  |
| 157064  | 12/24/2019 | 108434 HOME DEPOT CREDIT SERVICES          | 0034026                   |           | BLDG MAINT SUPPLIES                | 48.95            |
|         |            |                                            | 1043989                   |           | BLDG MAINT SUPPLIES                | 509.49           |
|         |            |                                            | 1043990                   |           | BLDG MAINT SUPPLIES                | 31.46            |
|         |            |                                            | 3024155                   |           | BLDG MAINT SUPPLIES                | 101.13           |
|         |            |                                            | 3323948                   |           | GTRANS MAINT SUPPLIES              | 288.94           |
|         |            |                                            | 4283180                   |           | HOME IMPROVEMENT PROGRAM           | -31.21           |

Bank code : usb

| Voucher | Date       | Vendor                                                   | Invoice                    | PO #         | Description/Account                                               | Amount               |
|---------|------------|----------------------------------------------------------|----------------------------|--------------|-------------------------------------------------------------------|----------------------|
| 157064  | 12/24/2019 | 108434 HOME DEPOT CREDIT SERVICES                        | (Continued)                | S<br>G<br>GG |                                                                   |                      |
|         |            |                                                          | 4343059                    |              | PARK MAINT SUPPLIES                                               | 103.96               |
|         |            |                                                          | 4440298                    |              | STREET PROGRAM SUPPLIES                                           | 31.45                |
|         |            |                                                          | 4510344                    |              | STREET MAINT SUPPLIES                                             | 15.72                |
|         |            |                                                          | 4715123                    |              | STREET MAINT SUPPLIES                                             | 47.17                |
|         |            |                                                          | 4750004                    |              | STREET MAINT SUPPLIES                                             | 131.20               |
|         |            |                                                          | 5051018                    |              | BLDG MAINT SUPPLIES                                               | 516.70               |
|         |            |                                                          | 6133283                    |              | PD PROGRAM SUPPLIES                                               | 241.05               |
|         |            |                                                          | 7040576                    |              | WINTER WONDERLAND EVENT SUPPL                                     | 662.19               |
|         |            |                                                          | 7040651                    |              | WINTER WONDERLAND EVENT SUPPL                                     | 185.95               |
|         |            |                                                          | 7053849                    |              | BLDG MAINT SUPPLIES                                               | 47.17                |
|         |            |                                                          | 7532661                    |              | PD PROGRAM SUPPLIES                                               | 69.89                |
|         |            |                                                          | 8053755                    |              | STREET MAINT SUPPLIES                                             | 198.11               |
|         |            |                                                          |                            |              | Total :                                                           | 3,199.32             |
| 157065  | 12/24/2019 | 100275 HONEYWELL                                         | 5250150707                 | 024-00574    | HVAC SYSTEM MAINTENANCE - JAN-M                                   | 25,777.53            |
|         |            |                                                          |                            |              | Total :                                                           | 25,777.53            |
| 157066  | 12/24/2019 | 101031 HOUSING PROGRAMS                                  | 19-1-HOME Admin<br>CP-19-5 |              | STATE HOME OOR LOAN PROG- ADMIN<br>CDBG - PREPARATION OF HANDYWOR | 3,825.00<br>1,275.00 |
|         |            |                                                          |                            |              | Total :                                                           | 5,100.00             |
| 157067  | 12/24/2019 | 106714 INTERSTATE BATTERIES OF, CALIFORNIA CO. 130090430 |                            |              | GTRANS AUTO PARTS                                                 | 1,821.75             |
|         |            |                                                          |                            |              | Total :                                                           | 1,821.75             |
| 157068  | 12/24/2019 | 110733 J & S PROPERTY MANAGEMENT AND, MAINT              | 4468                       | 037-09857    | LANDSCAPE MAINTENANCE SERVICE                                     | 1,295.00             |
|         |            |                                                          |                            |              | Total :                                                           | 1,295.00             |
| 157069  | 12/24/2019 | 109686 JACKSON, ALEXANDRA                                | NOV-DEC 2019               |              | MATH/READING INSTRUCTOR                                           | 224.00               |
|         |            |                                                          |                            |              | Total :                                                           | 224.00               |
| 157070  | 12/24/2019 | 109957 JACKSON, ERIN                                     | 120219                     |              | MGMT ANNUAL HEALTH BENEFIT                                        | 985.50               |
|         |            |                                                          |                            |              | Total :                                                           | 985.50               |
| 157071  | 12/24/2019 | 110350 JACOBS ENGINEERING                                | PERMIT #16223              |              | PERMIT DEPOSIT REFUND - 1701 W. AI                                | 1,000.00             |

Bank code : usb

| Voucher | Date       | Vendor                           | Invoice       | PO #      | Description/Account               | Amount    |
|---------|------------|----------------------------------|---------------|-----------|-----------------------------------|-----------|
| 157071  | 12/24/2019 | 110350 110350 JACOBS ENGINEERING | (Continued)   |           | Total :                           | 1,000.00  |
| 157072  | 12/24/2019 | 210001 JAMISON, JACQUELYN        | NOVEMBER 2019 |           | CHILD CARE PROVIDER               | 2,654.00  |
|         |            |                                  |               |           | Total :                           | 2,654.00  |
| 157073  | 12/24/2019 | 107746 JAS PACIFIC               | BI 13421      | 032-00050 | BUILDING INSPECTION SERVICES - AU | 5,497.68  |
|         |            |                                  | BI 13425      | 032-00050 | BUILDING INSPECTOR SERVICES - SEI | 9,015.26  |
|         |            |                                  | BI 13459      | 032-00050 | BUILDING INSPECTOR SERVICES - OC  | 9,145.42  |
|         |            |                                  |               |           | Total :                           | 23,658.36 |
| 157074  | 12/24/2019 | 105226 JEKAL FAMILY CHILD CARE   | NOVEMBER 2019 |           | CHILD CARE PROVIDER               | 5,786.00  |
|         |            |                                  |               |           | Total :                           | 5,786.00  |
| 157075  | 12/24/2019 | 110853 JONES & MAYER             | 95169         |           | ATTORNEY SERVICES - BALLOT MEAS   | 4,961.00  |
|         |            |                                  | 95170         |           | ATTORNEY SERVICES - G3 GARDENA I  | 50.00     |
|         |            |                                  | 95171         |           | ATTORNEY SERVICES - HOUSING ELEI  | 5,432.50  |
|         |            |                                  | 95172         |           | ATTORNEY SERVICES - MELIA - MONE  | 50.00     |
|         |            |                                  | 95173         |           | ATTORNEY SERVICES                 | 1,496.50  |
|         |            |                                  | 95174         |           | ATTORNEY SERVICES - VMT           | 205.00    |
|         |            |                                  | 95175         |           | ATTORNEY SERVICES - WATERBOARD    | 25.00     |
|         |            |                                  |               |           | Total :                           | 12,220.00 |
| 157076  | 12/24/2019 | 110895 JV CONTRACTORS            | PERMIT #16170 |           | PERMIT DEPOSIT REFUND - 14105 S.  | 15,000.00 |
|         |            |                                  |               |           | Total :                           | 15,000.00 |
| 157077  | 12/24/2019 | 211429 KEMP, TAMARA              | NOV-DEC 2019  |           | DANCE INSTRUCTOR                  | 1,178.00  |
|         |            |                                  |               |           | Total :                           | 1,178.00  |
| 157078  | 12/24/2019 | 109346 KEYSTONE UNIFORM OC       | 700039327     |           | PD UNIFORM SUPPLIES               | 29.73     |
|         |            |                                  |               |           | Total :                           | 29.73     |
| 157079  | 12/24/2019 | 110456 KHAIRZADA, MAHMOODA       | NOVEMBER 2019 |           | CHILD CARE PROVIDER               | 4,121.00  |
|         |            |                                  |               |           | Total :                           | 4,121.00  |
| 157080  | 12/24/2019 | 111517 KIRK'S AUTOMOTIVE INC.    | 1034155       |           | GTRANS SHOP SUPPLIES              | 7.57      |
|         |            |                                  | 1034292       |           | GTRANS SHOP SUPPLIES              | 984.80    |
|         |            |                                  | 1034293       |           | GTRANS SHOP SUPPLIES              | 549.80    |
|         |            |                                  | 1034294       |           | GTRANS SHOP SUPPLIES              | 61.92     |

Bank code : usb

| Voucher | Date       | Vendor                                        | Invoice                    | PO #                   | Description/Account                                                 | Amount                |
|---------|------------|-----------------------------------------------|----------------------------|------------------------|---------------------------------------------------------------------|-----------------------|
| 157080  | 12/24/2019 | 111517 111517 KIRK'S AUTOMOTIVE INC.          | (Continued)                |                        | Total :                                                             | 1,604.09              |
| 157081  | 12/24/2019 | 111045 KJ SERVICES                            | 1716                       | 023-01244              | USED OIL PROGRAM EXPENSE - OCTC                                     | 3,160.13              |
|         |            |                                               |                            |                        | Total :                                                             | 3,160.13              |
| 157082  | 12/24/2019 | 105900 KONECRANES, INC.                       | 154209271                  |                        | SERVICE - REPLACE SAFETY LATCH O                                    | 104.21                |
|         |            |                                               |                            |                        | Total :                                                             | 104.21                |
| 157083  | 12/24/2019 | 312238 L.A. COUNTY CLERK                      | 111919<br>JN 952           |                        | RECORD EASEMENT DEED FEE - CALI<br>NOTICE OF EXEMPTION - VAN NESS A | 20.00<br>75.00        |
|         |            |                                               |                            |                        | Total :                                                             | 95.00                 |
| 157084  | 12/24/2019 | 312240 L.A. COUNTY DEPARTMENT OF, PUBLIC WOR  | 19111202017<br>19111202299 | 024-00587<br>024-00587 | INDUSTRIAL WASTE SERVICES<br>TRAFFIC SIGNAL MAINT - HIGHWAY SA      | 12,033.39<br>2,773.57 |
|         |            |                                               |                            |                        | Total :                                                             | 14,806.96             |
| 157085  | 12/24/2019 | 312039 L.A. COUNTY FIRE DEPARTMENT            | C0009288                   | 039-00057              | FIRE PROTECTION SERVICES - JANUA                                    | 786,351.00            |
|         |            |                                               |                            |                        | Total :                                                             | 786,351.00            |
| 157086  | 12/24/2019 | 312247 L.A. COUNTY POLICE CHIEFS, ASSOCIATION | 120119                     |                        | ANNUAL DUES - M.SAFFELL                                             | 500.00                |
|         |            |                                               |                            |                        | Total :                                                             | 500.00                |
| 157087  | 12/24/2019 | 112015 LACERDA, DALVANICE                     | NOVEMBER 2019              |                        | CHILD CARE PROVIDER                                                 | 7,696.00              |
|         |            |                                               |                            |                        | Total :                                                             | 7,696.00              |
| 157088  | 12/24/2019 | 110880 LAN WAN ENTERPRISES                    | 64817                      | 023-01253              | IT SUPPORT AND ASSESSMENT                                           | 10,524.80             |
|         |            |                                               |                            |                        | Total :                                                             | 10,524.80             |
| 157089  | 12/24/2019 | 105874 LAWSON PRODUCTS, INC.                  | 9307213543                 |                        | BUS SHOP SUPPLIES                                                   | 666.89                |
|         |            |                                               |                            |                        | Total :                                                             | 666.89                |
| 157090  | 12/24/2019 | 110777 LEARN N PLAY FAMILY DAYCARE            | NOVEMBER 2019              |                        | CHILD CARE PROVIDER                                                 | 2,815.00              |
|         |            |                                               |                            |                        | Total :                                                             | 2,815.00              |
| 157091  | 12/24/2019 | 103704 LEGAUX, CLIFFORD                       | NOV-DEC 2019               |                        | TENNIS INSTRUCTOR                                                   | 444.00                |
|         |            |                                               |                            |                        | Total :                                                             | 444.00                |
| 157092  | 12/24/2019 | 212132 LEW, DIANA                             | NOV-DEC 2019               |                        | PIANO INSTRUCTOR                                                    | 1,168.00              |

vchlist  
12/23/2019 1:43:29PM

Voucher List  
CITY OF GARDENA

Page: 13

Bank code : usb

| Voucher | Date       | Vendor                           | Invoice       | PO #      | Description/Account               | Amount    |
|---------|------------|----------------------------------|---------------|-----------|-----------------------------------|-----------|
| 157092  | 12/24/2019 | 212132 212132 LEW, DIANA         | (Continued)   |           | Total :                           | 1,168.00  |
| 157093  | 12/24/2019 | 102233 LITTLE PEOPLE DAY CARE    | NOVEMBER 2019 |           | CHILD CARE PROVIDER               | 5,486.00  |
|         |            |                                  |               |           | Total :                           | 5,486.00  |
| 157094  | 12/24/2019 | 110903 LMS WINGS, LLC            | PERMIT #16268 |           | PERMIT DEPOSIT REFUND - 15903 HAL | 1,000.00  |
|         |            |                                  |               |           | Total :                           | 1,000.00  |
| 157095  | 12/24/2019 | 108807 LOCKE LORD LLP            | 15414180      |           | PROFESSIONAL SERVICES - GARDEN/   | 33,328.35 |
|         |            |                                  |               |           | Total :                           | 33,328.35 |
| 157096  | 12/24/2019 | 112615 LU'S LIGHTHOUSE, INC.     | 01156191      |           | GTRANS SHOP SUPPLIES              | 638.53    |
|         |            |                                  |               |           | Total :                           | 638.53    |
| 157097  | 12/24/2019 | 113301 M & K METAL CO.           | 198963        |           | STREET MAINT SUPPLIES             | 25.14     |
|         |            |                                  |               |           | Total :                           | 25.14     |
| 157098  | 12/24/2019 | 110204 MA-5                      | 1013          | 035-00939 | INVESTIGATION SERVICES - OCTOBER  | 6,082.50  |
|         |            |                                  | 1014          | 035-00939 | INVESTIGATION SERVICES - NOVEMBER | 5,347.50  |
|         |            |                                  |               |           | Total :                           | 11,430.00 |
| 157099  | 12/24/2019 | 105082 MAJESTIC LIGHTING, INC.   | ML75481       |           | BLDG MAINT SUPPLIES               | 145.46    |
|         |            |                                  | ML75483       |           | SIGNS/SIGNALS SUPPLIES            | 8.21      |
|         |            |                                  | ML75532       |           | BLDG MAINT SUPPLIES               | 153.22    |
|         |            |                                  |               |           | Total :                           | 306.89    |
| 157100  | 12/24/2019 | 113036 MANERI SIGN CO., INC.     | 40006932      |           | SIGNS - 30"X24" SO CAL EDISON     | 113.81    |
|         |            |                                  | 40006962      |           | DECAL - 16"X3.625" "DOWNTOWN LA & | 32.45     |
|         |            |                                  |               |           | Total :                           | 146.26    |
| 157101  | 12/24/2019 | 110306 MARIPOSA LANDSCAPES, INC  | 86679         | 024-00580 | MEDIAN LANDSCAPE MAINTENANCE      | 6,000.41  |
|         |            |                                  |               |           | Total :                           | 6,000.41  |
| 157102  | 12/24/2019 | 107951 MARK HANDLER & ASSOCIATES | NOVEMBER 2019 | 032-00045 | BUILDING INSPECTION SERVICES      | 11,960.00 |
|         |            |                                  |               |           | Total :                           | 11,960.00 |
| 157103  | 12/24/2019 | 105295 MARQUEZ, DIANA            | FALL 2019     |           | EDUCATIONAL REIMBURSEMENT         | 120.12    |

Page: 13

Bank code : usb

| Voucher | Date       | Vendor                                         | Invoice       | PO #      | Description/Account                | Amount    |
|---------|------------|------------------------------------------------|---------------|-----------|------------------------------------|-----------|
| 157103  | 12/24/2019 | 105295 105295 MARQUEZ, DIANA                   | (Continued)   |           | Total :                            | 120.12    |
| 157104  | 12/24/2019 | 107644 MARTINEZ, CHERYL NAOMI                  | NOVEMBER 2019 |           | CHILD CARE PROVIDER                | 4,146.00  |
|         |            |                                                |               |           | Total :                            | 4,146.00  |
| 157105  | 12/24/2019 | 104773 MARTINEZ, KAMBY                         | NOVEMBER 2019 |           | CHILD CARE PROVIDER                | 5,680.00  |
|         |            |                                                |               |           | Total :                            | 5,680.00  |
| 157106  | 12/24/2019 | 113064 MCMASTER-CARR SUPPLY COMPANY            | 22614847      |           | GTRANS SHOP SUPPLIES               | 65.55     |
|         |            |                                                | 22636614      |           | GTRANS SHOP SUPPLIES               | 452.42    |
|         |            |                                                | 22786272      |           | GTRANS SHOP SUPPLIES               | 60.91     |
|         |            |                                                | 23153642      |           | GTRANS SHOP SUPPLIES               | 162.97    |
|         |            |                                                |               |           | Total :                            | 741.85    |
| 157107  | 12/24/2019 | 110784 MD AUTOBODY                             | 1017          |           | GTRANS BUS REPAIRS                 | 150.00    |
|         |            |                                                | 1018          |           | GTRANS BUS REPAIRS                 | 150.00    |
|         |            |                                                | 1019          |           | GTRANS BUS REPAIRS                 | 150.00    |
|         |            |                                                | 1020          |           | GTRANS BUS REPAIRS                 | 350.00    |
|         |            |                                                |               |           | Total :                            | 800.00    |
| 157108  | 12/24/2019 | 109331 MGT OF AMERICA CONSULTING, LLC          | 36723         | 023-01254 | SB 90 CLAIMS SERVICE               | 3,450.00  |
|         |            |                                                |               |           | Total :                            | 3,450.00  |
| 157109  | 12/24/2019 | 110834 MID-CITY MAILING SERVICES, CORP.        | 24291         | 023-01250 | COMMUNITY OUTREACH - GET INVOLV    | 2,691.86  |
|         |            |                                                |               |           | Total :                            | 2,691.86  |
| 157110  | 12/24/2019 | 103093 MOBILE RELAY ASSOCIATES, INC.           | 80012839      | 037-09858 | GTRANS BUS RADIO SYSTEM RENTAL     | 10,851.17 |
|         |            |                                                |               |           | Total :                            | 10,851.17 |
| 157111  | 12/24/2019 | 110893 MODCORE SOLUTION INC.                   | PERMIT #16324 |           | PERMIT DEPOSIT REFUND - 1048 W. 14 | 500.00    |
|         |            |                                                |               |           | Total :                            | 500.00    |
| 157112  | 12/24/2019 | 113355 MR. HOSE INC.                           | 163919        |           | PW AUTO PARTS                      | 123.97    |
|         |            |                                                |               |           | Total :                            | 123.97    |
| 157113  | 12/24/2019 | 113605 MUTUAL LIQUID GAS & EQUIPMENT, CO., INC | 432216        |           | PROPANE GAS                        | 379.30    |
|         |            |                                                | 433342        |           | PROPANE GAS                        | 417.51    |
|         |            |                                                | 434273        |           | PROPANE GAS                        | 327.25    |

Bank code : usb

| Voucher | Date       | Vendor | Invoice                                               | PO #          | Description/Account | Amount                            |            |
|---------|------------|--------|-------------------------------------------------------|---------------|---------------------|-----------------------------------|------------|
| 157113  | 12/24/2019 | 113605 | 113605 MUTUAL LIQUID GAS & EQUIPMENT, CO. (Continued) |               | Total :             | 1,124.06                          |            |
| 157114  | 12/24/2019 | 109697 | NATIONAL AUTO FLEET GROUP                             | F06388        | 024-00620           | 2019 F550 SUPERCAB XL VIN #1FD0X5 | 162,921.42 |
|         |            |        |                                                       |               | Total :             | 162,921.42                        |            |
| 157115  | 12/24/2019 | 108329 | NETWORKS 2000, INC.                                   | 26247         | 023-01247           | HP SERVER MAINTENANCE RENEWAL     | 9,166.56   |
|         |            |        |                                                       |               | Total :             | 9,166.56                          |            |
| 157116  | 12/24/2019 | 110575 | OCCUPATIONAL HEALTH CENTERS, OF CALIF 66261675        |               |                     | RANDOM PHYSICAL, DOT, TB TEST -   | 1,332.00   |
|         |            |        |                                                       |               | Total :             | 1,332.00                          |            |
| 157117  | 12/24/2019 | 111358 | O'REILLY AUTO PARTS                                   | 289425        |                     | PW AUTO PARTS                     | 12.03      |
|         |            |        |                                                       | 298570        |                     | GTRANS AUTO PARTS                 | -241.87    |
|         |            |        |                                                       | 305863        |                     | PW AUTO PARTS                     | 89.19      |
|         |            |        |                                                       | 310240        |                     | GTRANS AUTO PARTS                 | -18.00     |
|         |            |        |                                                       | 320699        |                     | GTRANS AUTO PARTS                 | -18.00     |
|         |            |        |                                                       | 321167        |                     | GTRANS AUTO PARTS                 | -117.95    |
|         |            |        |                                                       | 324641        |                     | PW AUTO PARTS                     | -65.21     |
|         |            |        |                                                       | 332905        |                     | GTRANS AUTO PARTS                 | -29.27     |
|         |            |        |                                                       | 341158        |                     | GTRANS AUTO PARTS                 | -32.85     |
|         |            |        |                                                       | 341635        |                     | PD AUTO PARTS                     | 722.20     |
|         |            |        |                                                       | 341987        |                     | PD AUTO PARTS                     | 722.20     |
|         |            |        |                                                       | 343029        |                     | GTRANS AUTO PARTS                 | -8.40      |
|         |            |        |                                                       | 343754        |                     | PD AUTO PARTS                     | 169.37     |
|         |            |        |                                                       | 344192        |                     | GTRANS AUTO PARTS                 | -160.97    |
|         |            |        |                                                       | 345843        |                     | PW AUTO PARTS                     | 7.65       |
|         |            |        |                                                       | 345980        |                     | GTRANS AUTO PARTS                 | -156.52    |
|         |            |        |                                                       | 353689        |                     | GTRANS AUTO PARTS                 | -43.80     |
|         |            |        |                                                       | 359715        |                     | PW AUTO PARTS                     | 140.27     |
|         |            |        |                                                       |               | Total :             | 970.07                            |            |
| 157118  | 12/24/2019 | 115810 | ORKIN PEST CONTROL                                    | 191854167     |                     | PEST CONTROL - ACCT #27336703     | 230.90     |
|         |            |        |                                                       |               | Total :             | 230.90                            |            |
| 157119  | 12/24/2019 | 215540 | OSORIO, VICENTE                                       | FALL 2019     |                     | EDUCATIONAL REIMBURSEMENT         | 1,777.64   |
|         |            |        |                                                       |               | Total :             | 1,777.64                          |            |
| 157120  | 12/24/2019 | 109890 | OWUSU FAMILY CHILD CARE                               | NOVEMBER 2019 |                     | CHILD CARE PROVIDER               | 7,579.00   |

Bank code : usb

| Voucher | Date       | Vendor                                | Invoice                          | PO #                                | Description/Account                                                                                | Amount                              |
|---------|------------|---------------------------------------|----------------------------------|-------------------------------------|----------------------------------------------------------------------------------------------------|-------------------------------------|
| 157120  | 12/24/2019 | 109890 109890 OWUSU FAMILY CHILD CARE | (Continued)                      |                                     | Total :                                                                                            | 7,579.00                            |
| 157121  | 12/24/2019 | 109165 PACIFIC FIRE AND MARINE        | 2642                             |                                     | BUS SHOP SUPPLIES                                                                                  | 1,856.03                            |
|         |            |                                       |                                  |                                     | Total :                                                                                            | 1,856.03                            |
| 157122  | 12/24/2019 | 109660 PAIK, ANDREW                   | FALL 2019                        |                                     | EDUCATIONAL REIMBURSEMENT                                                                          | 690.00                              |
|         |            |                                       |                                  |                                     | Total :                                                                                            | 690.00                              |
| 157123  | 12/24/2019 | 109864 PARTY TIME INC                 | 75945                            | 034-00436                           | WINTER WONDERLAND - SNOW                                                                           | 5,256.00                            |
|         |            |                                       |                                  |                                     | Total :                                                                                            | 5,256.00                            |
| 157124  | 12/24/2019 | 110751 PATIN, JACOB ARTHUR            | 11/01-11/15/19<br>11/16-11/30/19 |                                     | SPORTS OFFICIAL<br>SPORTS OFFICIAL                                                                 | 75.00<br>200.00                     |
|         |            |                                       |                                  |                                     | Total :                                                                                            | 275.00                              |
| 157125  | 12/24/2019 | 100495 PATIN, KEOWN                   | 11/01-11/15/19<br>11/16-11/30/19 |                                     | SPORTS OFFICIAL<br>SPORTS OFFICIAL                                                                 | 300.00<br>250.00                    |
|         |            |                                       |                                  |                                     | Total :                                                                                            | 550.00                              |
| 157126  | 12/24/2019 | 110403 PENN RECORDS MANAGEMENT        | 0114636                          |                                     | OFF-SITE STORAGE SERVICES - NOVE                                                                   | 51.00                               |
|         |            |                                       |                                  |                                     | Total :                                                                                            | 51.00                               |
| 157127  | 12/24/2019 | 307101 PETTY CASH FUND                | 11/06-12/10/19                   |                                     | REPLENISH PETTY CASH                                                                               | 717.01                              |
|         |            |                                       |                                  |                                     | Total :                                                                                            | 717.01                              |
| 157128  | 12/24/2019 | 105574 PINNACLE PETROLEUM, INC.       | 0207542<br>0208238<br>0208240    | 037-09859<br>037-09859<br>037-09859 | 87 OCTANE REGULAR UNLEADED CAF<br>87 OCTANE REGULAR UNLEADED CAF<br>87 OCTANE REGULAR UNLEADED CAF | 25,385.03<br>24,298.82<br>24,331.80 |
|         |            |                                       |                                  |                                     | Total :                                                                                            | 74,015.65                           |
| 157129  | 12/24/2019 | 110894 PLC LAW GROUP, APC             | 11072019                         |                                     | FINAL SETTLEMENT - J.WELLMAN V. G.                                                                 | 22,500.00                           |
|         |            |                                       |                                  |                                     | Total :                                                                                            | 22,500.00                           |
| 157130  | 12/24/2019 | 116225 PLUMBERS DEPOT, INC.           | PD-43393                         |                                     | SEWER PROGRAMS SUPPLIES                                                                            | 21.35                               |
|         |            |                                       |                                  |                                     | Total :                                                                                            | 21.35                               |
| 157131  | 12/24/2019 | 116663 PROGRESSIVE SOLUTIONS, INC.    | 3565                             | 023-01251                           | SOFTWARE - PET TRACKING LICENSIN                                                                   | 7,600.00                            |

vchlist  
12/23/2019 1:43:29PM

Voucher List  
CITY OF GARDENA

Page: 17

Bank code : usb

| Voucher | Date       | Vendor                                    | Invoice     | PO #      | Description/Account              | Amount   |
|---------|------------|-------------------------------------------|-------------|-----------|----------------------------------|----------|
| 157131  | 12/24/2019 | 116663 116663 PROGRESSIVE SOLUTIONS, INC. | (Continued) |           | Total :                          | 7,600.00 |
| 157132  | 12/24/2019 | 106092 PRUDENTIAL OVERALL SUPPLY          | 42468445    | 024-00592 | CUSTODIAL SUPPLIES               | 1,686.11 |
|         |            |                                           | 42468449    |           | UNIFORM & SUPPLY RENTAL          | 508.73   |
|         |            |                                           | 42468450    |           | UNIFORM & SUPPLY RENTAL          | 118.32   |
|         |            |                                           | 42468451    |           | UNIFORM & SUPPLY RENTAL          | 96.23    |
|         |            |                                           | 42468452    |           | SUPPLY RENTAL - MATS - GTRANS    | 8.10     |
|         |            |                                           |             |           | Total :                          | 2,417.49 |
| 157133  | 12/24/2019 | 116820 PSOMAS                             | 157367      | 024-00606 | NORMANDIE AVE. STREET IMPROVEM   | 9,610.00 |
|         |            |                                           |             |           | Total :                          | 9,610.00 |
| 157134  | 12/24/2019 | 109466 PYNN, DANA                         | 10/13-10/17 |           | APTA 2019 TRANSFORM CONFERENCE   | 1,564.60 |
|         |            |                                           |             |           | Total :                          | 1,564.60 |
| 157135  | 12/24/2019 | 104868 PYRO-COMM SYSTEMS, INC.            | 142642      | 037-09893 | FIRE ALARM TESTING - BLDG A      | 750.00   |
|         |            |                                           | 142643      | 037-09893 | FIRE ALARM TESTING - BLDG B      | 400.00   |
|         |            |                                           | 142644      | 037-09893 | FIRE ALARM TESTING - BLDG C      | 350.00   |
|         |            |                                           | 24229       | 037-09806 | FURNISH & INSTALL MASTER INTERCC | 2,170.20 |
|         |            |                                           |             |           | Total :                          | 3,670.20 |
| 157136  | 12/24/2019 | 102283 QUICK COLOR PRINTING               | 15272       |           | RESTAURANT WEEK SUPPLIES         | 109.50   |
|         |            |                                           | 15304       |           | HEALTH FAIR SUPPLIES             | 521.22   |
|         |            |                                           |             |           | Total :                          | 630.72   |
| 157137  | 12/24/2019 | 100147 RCI IMAGE SYSTEMS                  | 76355       | 032-00051 | MICROFICHE SCANNING - BUILDING P | 2,843.10 |
|         |            |                                           | 76360       |           | MICROFICHE SCANNING - 1045-49 RO | 105.67   |
|         |            |                                           |             |           | Total :                          | 2,948.77 |
| 157138  | 12/24/2019 | 103072 REACH                              | 1219210     |           | EAP SERVICES/REACHLINE NEWSLET   | 902.00   |
|         |            |                                           |             |           | Total :                          | 902.00   |
| 157139  | 12/24/2019 | 108886 REDMON GROUP INC.                  | RG2019305   | 037-09896 | GTRANS WEBSITE SUPPORT           | 2,187.50 |
|         |            |                                           |             |           | Total :                          | 2,187.50 |
| 157140  | 12/24/2019 | 105768 REPAIR MACHINE & ENG., INC.        | 218165      |           | REPAIR ALUMINIUM TANK            | 155.00   |
|         |            |                                           |             |           | Total :                          | 155.00   |

Page: 17

Bank code : usb

| Voucher | Date       | Vendor                                   | Invoice            | PO #      | Description/Account                | Amount     |
|---------|------------|------------------------------------------|--------------------|-----------|------------------------------------|------------|
| 157141  | 12/24/2019 | 100836 RESOURCE BUILDING MATERIALS       | 2720869            |           | PARK MAINT SUPPLIES                | 91.16      |
| Total : |            |                                          |                    |           |                                    | 91.16      |
| 157142  | 12/24/2019 | 118476 RICOH USA, INC.                   | 9027767351         |           | RICOH MPC3503 COPIER LEASE - CM    | 245.06     |
|         |            |                                          | 9027767358         |           | RICOH PRO8100S COPIER BASE LEAS    | 735.30     |
|         |            |                                          | 9027767361         |           | RICOH MPC3503 COPIER - CLERK~      | 174.77     |
|         |            |                                          | 9027767362         |           | RICOH MPC3503 COPIER LEASE - CD~   | 234.99     |
|         |            |                                          | 9027767365         |           | RICOH PRO8100SE COPIER LEASE - PI  | 457.21     |
|         |            |                                          | 9027812190         |           | RICOH MPC3503 COPIER LEASE - REC   | 126.62     |
|         |            |                                          | 9027812193         |           | RICOH MPC3503 COPIER LEASE - FCC   | 269.73     |
|         |            |                                          | 9027812282         |           | RICOH MPC3503 COPIER LEASE - PW    | 164.02     |
|         |            |                                          | 9027812284         |           | RICOH MPC3503 COPIER LEASE - PD C  | 139.50     |
|         |            |                                          | 9027812361         |           | RICOH MPC6003 COPIER LEASE - PD E  | 207.68     |
|         |            |                                          | 9027812594         |           | RICOH MPC3503 COPIER LEASE - BUS   | 181.19     |
|         |            |                                          | 9027812711         |           | RICOH MPC3503 COPIER LEASE - SR E  | 148.77     |
|         |            |                                          | 9027812712         |           | RICOH COPIER LEASE & USAGE CHAR    | 2,506.55   |
|         |            |                                          | 9027812713         |           | RICOH MPC3503 COPIER LEASE - REC   | 186.49     |
|         |            |                                          | 9027812927         |           | RICOH MPC3503 COPIER LEASE - ADM   | 151.91     |
| Total : |            |                                          |                    |           |                                    | 5,929.79   |
| 157143  | 12/24/2019 | 100585 RKA CONSULTING GROUP              | 29449              |           | ENGINEERING PLAN CHECK SERVICE     | 560.00     |
| Total : |            |                                          |                    |           |                                    | 560.00     |
| 157144  | 12/24/2019 | 110897 ROYALTY COMPANIES OF INDIANA, INC | PERMIT #50019-1086 |           | PERMIT DEPOSIT REFUND - 1116 W. RI | 7,500.00   |
| Total : |            |                                          |                    |           |                                    | 7,500.00   |
| 157145  | 12/24/2019 | 110198 ROY'S CONCRETE & MASONRY INC      | PERMIT #16319      |           | PERMIT DEPOSIT REFUND - 16103 MAI  | 500.00     |
| Total : |            |                                          |                    |           |                                    | 500.00     |
| 157146  | 12/24/2019 | 119126 S.B.R.P.C.A.                      | 3779               | 039-00058 | FY 19-20 3RD QUARTER ASSESSMENT    | 597,825.25 |
| Total : |            |                                          |                    |           |                                    | 597,825.25 |
| 157147  | 12/24/2019 | 119015 SAFETY-KLEEN CORPORATION          | 81436454           |           | SERVICE AQUEOUS PARTS WASHER       | 1,158.81   |
| Total : |            |                                          |                    |           |                                    | 1,158.81   |
| 157148  | 12/24/2019 | 119016 SAM'S CLUB                        | 4194 12/04/19      |           | EMPLOYEE TREE TRIMMING EVENT SI    | 484.48     |
|         |            |                                          | 4248               |           | WINTER WONDERLAND EVENT SUPPL      | 76.36      |
|         |            |                                          | 6736               |           | VETERANS DAY PROGRAM SUPPLIES      | 58.64      |

Bank code : usb

| Voucher | Date       | Vendor                             | Invoice       | PO #      | Description/Account                 | Amount     |
|---------|------------|------------------------------------|---------------|-----------|-------------------------------------|------------|
| 157148  | 12/24/2019 | 119016 119016 SAM'S CLUB           | (Continued)   |           | Total :                             | 619.48     |
| 157149  | 12/24/2019 | 110900 SAN JOSE, DUSTIN            | 121119        |           | EDUCATIONAL REIMBURSEMENT           | 270.00     |
|         |            |                                    |               |           | Total :                             | 270.00     |
| 157150  | 12/24/2019 | 110609 SEDANO, JAVIER              | 311205        |           | COMMUNITY YARD SALE SUPPLIES        | 200.00     |
|         |            |                                    | 311206        |           | COMMUNITY EVENT SUPPLIES            | 500.00     |
|         |            |                                    | 311207        |           | REC PROGRAM SUPPLIES                | 50.00      |
|         |            |                                    |               |           | Total :                             | 750.00     |
| 157151  | 12/24/2019 | 419620 SELF-INSURANCE PLANS        | OSIP 66811    |           | 19/20 ASSESSMENT FEES - WCARF, UE   | 55,431.61  |
|         |            |                                    |               |           | Total :                             | 55,431.61  |
| 157152  | 12/24/2019 | 107736 SEQUEL CONTRACTORS, INC.    | 921 #1        | 024-00588 | LOCAL STREETS IMPROVEMENT 2018      | 461,287.18 |
|         |            |                                    |               |           | Total :                             | 461,287.18 |
| 157153  | 12/24/2019 | 107006 SHAMROCK COMPANIES          | 2346969       |           | BLDG MAINT SUPPLIES                 | 596.08     |
|         |            |                                    |               |           | Total :                             | 596.08     |
| 157154  | 12/24/2019 | 106050 SHEHATA, AMY                | NOVEMBER 2019 |           | CHILD CARE PROVIDER                 | 8,251.00   |
|         |            |                                    |               |           | Total :                             | 8,251.00   |
| 157155  | 12/24/2019 | 119233 SHERWIN-WILLIAMS CO.        | 8433-4        |           | GRAFFITI ABATEMENT SUPPLIES         | 659.12     |
|         |            |                                    |               |           | Total :                             | 659.12     |
| 157156  | 12/24/2019 | 109918 SHIGE'S FOREIGN CAR SERVICE | 77749         |           | 2015 FORD INTRCPTR #1462841 BRAKE   | 423.77     |
|         |            |                                    | 77752         |           | 2018 FORD INTRCPTR #1554674 SERVICE | 59.73      |
|         |            |                                    | 77808         |           | 2014 FORD INTRCPTR #1421253 SERVICE | 437.96     |
|         |            |                                    | 77814         |           | 2016 FORD INTRCPTR #1484145 SERVICE | 652.05     |
|         |            |                                    | 77841         | 035-00963 | 2015 TOYOTA CAMRY XLE SERVICE & I   | 2,258.06   |
|         |            |                                    | 77846         |           | 2015 FORD INTRCPTR #1462932 SERVICE | 999.89     |
|         |            |                                    | 77862         |           | 2015 FORD INTRCTPR #1462932 BATTERY | 266.11     |
|         |            |                                    |               |           | Total :                             | 5,097.57   |
| 157157  | 12/24/2019 | 107442 SHIN, TED                   | GEPCO 2019    |           | GEPCO LOAN                          | 2,000.00   |
|         |            |                                    |               |           | Total :                             | 2,000.00   |
| 157158  | 12/24/2019 | 119248 SIDEBOTHAM, RICHARD         | 08996         |           | MONTHLY SERVICE - COUNTING MACHINE  | 500.00     |

vchlist  
12/23/2019 1:43:29PM

Voucher List  
CITY OF GARDENA

Page: 20

Bank code : usb

| Voucher | Date       | Vendor                                    | Invoice         | PO # | Description/Account              | Amount     |
|---------|------------|-------------------------------------------|-----------------|------|----------------------------------|------------|
| 157158  | 12/24/2019 | 119248 119248 SIDEBOTHAM, RICHARD         | (Continued)     |      | Total :                          | 500.00     |
| 157159  | 12/24/2019 | 101649 SILVIA ESPINOZA FAMILY CHILD, CARE | NOVEMBER 2019   |      | CHILD CARE PROVIDER              | 5,322.00   |
|         |            |                                           |                 |      | Total :                          | 5,322.00   |
| 157160  | 12/24/2019 | 119361 SMART & FINAL IRIS CO.             | 034084          |      | SR BUREAU PROGRAM SUPPLIES       | 191.51     |
|         |            |                                           | 047064          |      | WINTER WONDERLAND EVENT SUPPL    | 82.00      |
|         |            |                                           | 048404          |      | WINTER WONDERLAND EVENT SUPPL    | 151.19     |
|         |            |                                           | 048518          |      | WINTER WONDERLAND EVENT SUPPL    | 12.04      |
|         |            |                                           |                 |      | Total :                          | 436.74     |
| 157161  | 12/24/2019 | 109531 SMILLIN, MAGE                      | NOVEMBER 2019   |      | CHILD CARE PROVIDER              | 8,495.00   |
|         |            |                                           |                 |      | Total :                          | 8,495.00   |
| 157162  | 12/24/2019 | 119447 SOUTH BAY FORD                     | 157484FXW       |      | PW AUTO PARTS                    | 47.41      |
|         |            |                                           |                 |      | Total :                          | 47.41      |
| 157163  | 12/24/2019 | 619003 SOUTHERN CALIFORNIA EDISON         | 082119          |      | LIGHT & POWER                    | 60,606.78  |
|         |            |                                           | 120719          |      | LIGHT & POWER                    | 43,964.77  |
|         |            |                                           |                 |      | Total :                          | 104,571.55 |
| 157164  | 12/24/2019 | 103202 SOUTHERN COUNTIES LUBRICANTS, LLC  | 110733          |      | OLYMPUS OMEGA RED AF 50/50       | 1,999.03   |
|         |            |                                           |                 |      | Total :                          | 1,999.03   |
| 157165  | 12/24/2019 | 101570 SOUTHWEST OFFSET PRINTING          | 171176          |      | PD MEMORIAL SERVICE PROGRAM      | 335.07     |
|         |            |                                           | 171177          |      | PD MEMORIAL SERVICE PROGRAM      | 335.07     |
|         |            |                                           |                 |      | Total :                          | 670.14     |
| 157166  | 12/24/2019 | 108238 SPARKLETT'S                        | 15638236 120619 |      | DRINKING WATER FILTRATION SYSTEM | 37.00      |
|         |            |                                           |                 |      | Total :                          | 37.00      |
| 157167  | 12/24/2019 | 109067 SPEAKWRITE                         | 9df4d874        |      | TRANSCRIPTION SERVICES - NOVEME  | 123.59     |
|         |            |                                           |                 |      | Total :                          | 123.59     |
| 157168  | 12/24/2019 | 104453 SPICERS PAPER, INC.                | 2338212         |      | PRINT SHOP PAPER                 | 1,199.41   |
|         |            |                                           |                 |      | Total :                          | 1,199.41   |
| 157169  | 12/24/2019 | 119548 ST. JOHN LUTHERAN CHURCH           | JANUARY 2020    |      | SENIOR CITIZENS DAY CARE         | 900.00     |

Page: 20

Bank code : usb

| Voucher | Date       | Vendor                                    | Invoice            | PO #      | Description/Account                | Amount    |
|---------|------------|-------------------------------------------|--------------------|-----------|------------------------------------|-----------|
| 157169  | 12/24/2019 | 119548 119548 ST. JOHN LUTHERAN CHURCH    | (Continued)        |           | Total :                            | 900.00    |
| 157170  | 12/24/2019 | 119594 STANLEY PEST CONTROL               | COG 1119           |           | PEST CONTROL SERVICE - 1670 W 162  | 654.00    |
|         |            |                                           | COG 1119-1         |           | PEST CONTROL SERVICE - 2320 W 148  | 117.00    |
|         |            |                                           |                    |           | Total :                            | 771.00    |
| 157171  | 12/24/2019 | 119550 SWRCB                              | SW-0179518         |           | ANNUAL PERMIT FEE                  | 21,344.00 |
|         |            |                                           |                    |           | Total :                            | 21,344.00 |
| 157172  | 12/24/2019 | 110886 TAKIGUCHI, WESLEY                  | PERMIT #10019-0482 |           | PERMIT DEPOSIT REFUND - 1428 W. 14 | 242.00    |
|         |            |                                           |                    |           | Total :                            | 242.00    |
| 157173  | 12/24/2019 | 220418 TALISON, LUCILLE                   | NOVEMBER 2019      |           | CHILD CARE PROVIDER                | 3,198.00  |
|         |            |                                           |                    |           | Total :                            | 3,198.00  |
| 157174  | 12/24/2019 | 106220 TAPSCOTT, SEIDRIC                  | 11/01-11/15/19     |           | SPORTS OFFICIAL                    | 300.00    |
|         |            |                                           | 11/16-11/30/19     |           | SPORTS OFFICIAL                    | 250.00    |
|         |            |                                           |                    |           | Total :                            | 550.00    |
| 157175  | 12/24/2019 | 110877 TAYLORING MINDS FAMILY CHILD, CARE | NOVEMBER 2019      |           | CHILD CARE PROVIDER                | 2,869.00  |
|         |            |                                           |                    |           | Total :                            | 2,869.00  |
| 157176  | 12/24/2019 | 109351 TDX                                | 2095250            |           | GTRANS AUTO SUPPLIES               | 438.00    |
|         |            |                                           |                    |           | Total :                            | 438.00    |
| 157177  | 12/24/2019 | 106870 TENDER LOVING CARE CATERING, INC.  | 12/01-12/15/19     | 034-00411 | SENIOR FEEDING PROGRAM             | 9,533.41  |
|         |            |                                           |                    |           | Total :                            | 9,533.41  |
| 157178  | 12/24/2019 | 110324 TESORO SOCAL PIPELINE COMPANY, LLC | PERMIT #15659      |           | PERMIT DEPOSIT REFUND - BUDLONG    | 10,000.00 |
|         |            |                                           |                    |           | Total :                            | 10,000.00 |
| 157179  | 12/24/2019 | 120215 THOMPSON TROPHY MFG., INC.         | 60293              |           | YOUTH SPORTS TROPHIES              | 1,012.33  |
|         |            |                                           |                    |           | Total :                            | 1,012.33  |
| 157180  | 12/24/2019 | 104126 TIME WARNER CABLE                  | 0027122120119      |           | CABLE & INTERNET SERVICES - CITYV  | 4,770.39  |
|         |            |                                           |                    |           | Total :                            | 4,770.39  |
| 157181  | 12/24/2019 | 110238 TIREHUB, LLC                       | 11248713           |           | TIRES - 225/60R16 GY ASSURANCE ALI | 159.88    |

Bank code : usb

| Voucher | Date       | Vendor                                      | Invoice                                                                                                                                      | PO # | Description/Account                                                                                                                                                                                                                                                                                        | Amount                                                                              |
|---------|------------|---------------------------------------------|----------------------------------------------------------------------------------------------------------------------------------------------|------|------------------------------------------------------------------------------------------------------------------------------------------------------------------------------------------------------------------------------------------------------------------------------------------------------------|-------------------------------------------------------------------------------------|
| 157181  | 12/24/2019 | 110238 TIREHUB, LLC                         | (Continued)<br>11354451                                                                                                                      |      | TIRES - GY EAGLE RS A POLICE BW 10<br>Total :                                                                                                                                                                                                                                                              | 1,967.85<br>2,127.73                                                                |
| 157182  | 12/24/2019 | 109411 TITAN LEGAL SERVICES, INC.           | SU321895-04-01<br>SU323696-06-01<br>SU324597-01-01<br>SU324597-05-01<br>SU325394-01-01<br>SU326136-01-01<br>SU326136-02-01<br>SU326136-03-01 |      | PROFESSIONAL SERVICES - F.PEREZ V.<br>PROFESSIONAL SERVICES - S.HILL V.<br>PROFESSIONAL SERVICES - S.THOMA<br>PROFESSIONAL SERVICES - S.THOMA<br>PROFESSIONAL SERVICES - S.THOMA<br>PROFESSIONAL SERVICES - S.HILL V.<br>PROFESSIONAL SERVICES - S.HILL V.<br>PROFESSIONAL SERVICES - S.HILL V.<br>Total : | 143.73<br>81.50<br>159.40<br>119.60<br>143.73<br>88.54<br>85.01<br>118.82<br>940.33 |
| 157183  | 12/24/2019 | 109775 TOMS TRUCK CENTER NORTH COUNTY       | 1167847<br>1168795<br>1169408<br>1169576<br>CM1163809<br>CM73953                                                                             |      | GTRANS AUTO PARTS<br>GTRANS AUTO PARTS<br>GTRANS AUTO PARTS<br>GTRANS AUTO PARTS<br>GTRANS AUTO PARTS<br>GTRANS AUTO PARTS<br>Total :                                                                                                                                                                      | 722.25<br>583.89<br>148.18<br>675.00<br>-82.88<br>-81.56<br>1,964.88                |
| 157184  | 12/24/2019 | 120427 TOYO                                 | 121019                                                                                                                                       |      | PORTRAIT - CHIEF SAFFELL<br>Total :                                                                                                                                                                                                                                                                        | 147.00<br>147.00                                                                    |
| 157185  | 12/24/2019 | 110396 TRACKLESS TRAIN                      | 1866                                                                                                                                         |      | WINTER WONDERLAND EQUIPMENT R<br>Total :                                                                                                                                                                                                                                                                   | 625.00<br>625.00                                                                    |
| 157186  | 12/24/2019 | 109900 U.S. BANK CORPORATE PAYMENT, SYSTEMS | BOWLING 11/22/19<br>FCC 11/22/19<br>RENTERIA 10/22/19<br>RENTERIA 11/22/19<br>ROMERO 11/22/19                                                |      | CAL CARD STATEMENT 10/23-11/22/19<br>CAL CARD STATEMENT 10/23-11/22/19<br>CAL CARD STATEMENT 09/24-10/22/19<br>CAL CARD STATEMENT 10/23-11/22/19<br>CAL CARD STATEMENT 10/23-11/22/19<br>Total :                                                                                                           | 955.54<br>710.00<br>3,092.22<br>652.84<br>690.34<br>6,100.94                        |
| 157187  | 12/24/2019 | 104692 ULINE                                | 114108671                                                                                                                                    |      | PD PROGRAM SUPPLIES<br>Total :                                                                                                                                                                                                                                                                             | 640.74<br>640.74                                                                    |

Bank code : usb

| Voucher | Date       | Vendor                               | Invoice        | PO #      | Description/Account               | Amount     |
|---------|------------|--------------------------------------|----------------|-----------|-----------------------------------|------------|
| 157188  | 12/24/2019 | 103227 UNIPLAN ENGINEERING, INC.     | 800148-03      | 024-00617 | DESIGN & CMI SERVICES LOCAL STRE  | 12,800.00  |
|         |            |                                      |                |           | Total :                           | 12,800.00  |
| 157189  | 12/24/2019 | 121407 UPS                           | 914073499      |           | SHIPPING SERVICE CHARGES          | 27.38      |
|         |            |                                      |                |           | Total :                           | 27.38      |
| 157190  | 12/24/2019 | 105549 VALDEZ, MATILDE               | NOVEMBER 2019  |           | CHILD CARE PROVIDER               | 8,651.00   |
|         |            |                                      |                |           | Total :                           | 8,651.00   |
| 157191  | 12/24/2019 | 103841 VILLAGE AUTO SPA              | NOVEMBER 2019  |           | CAR WASH                          | 249.83     |
|         |            |                                      |                |           | Total :                           | 249.83     |
| 157192  | 12/24/2019 | 109897 VITAL MEDICAL SERVICES        | 121919         |           | SPECIAL LUNCH ENTERTAINMENT 12/   | 200.00     |
|         |            |                                      |                |           | Total :                           | 200.00     |
| 157193  | 12/24/2019 | 109685 WALKER, DIETRA                | NOV-DEC 2019   |           | MATH/READING INSTRUCTOR           | 288.00     |
|         |            |                                      |                |           | Total :                           | 288.00     |
| 157194  | 12/24/2019 | 123168 WASTE MANAGEMENT ENVIROSERV   | 0005357-4838-8 |           | GTRANS HAZARD COLLECTION REMO     | 1,503.83   |
|         |            |                                      |                |           | Total :                           | 1,503.83   |
| 157195  | 12/24/2019 | 101195 WASTE RESOURCES GARDENA       | 121819         |           | WASTE COLLECTION                  | 239,741.80 |
|         |            |                                      |                |           | Total :                           | 239,741.80 |
| 157196  | 12/24/2019 | 101903 WATER TECHNIQUES              | 76167          |           | DRINKING WATER SYSTEM RENTAL      | 45.00      |
|         |            |                                      |                |           | Total :                           | 45.00      |
| 157197  | 12/24/2019 | 100107 WAYNE ELECTRIC CO.            | 193447         |           | GTRANS AUTO PARTS                 | 509.18     |
|         |            |                                      |                |           | Total :                           | 509.18     |
| 157198  | 12/24/2019 | 123154 WEST COAST ARBORISTS, INC.    | 153288         | 024-00594 | TREE TRIMMING SERVICES FY 2019    | 40,964.00  |
|         |            |                                      | 154124         | 024-00594 | TREE TRIMMING SERVICES FY 2020    | 11,099.00  |
|         |            |                                      |                |           | Total :                           | 52,063.00  |
| 157199  | 12/24/2019 | 110370 WESTERN COLLISION CENTER, INC | 1013           | 035-00961 | 2018 FORD EXPLR #1555072 BODY REI | 4,413.76   |
|         |            |                                      | 1017           |           | 2011 NISSN FRONTIER #1374481 BODY | 1,662.69   |
|         |            |                                      | 1022           |           | 2015 FORD EXPLR #1462842 BODY REI | 721.84     |
|         |            |                                      | 1023           |           | 2015 FORD EXPLR #1462842 BODY REI | 87.12      |

vchlist  
12/23/2019 1:43:29PM

Voucher List  
CITY OF GARDENA

Page: 24

Bank code : usb

| Voucher | Date                         | Vendor                               | Invoice                      | PO #      | Description/Account                                                                                | Amount                                |
|---------|------------------------------|--------------------------------------|------------------------------|-----------|----------------------------------------------------------------------------------------------------|---------------------------------------|
| 157199  | 12/24/2019                   | 110370 WESTERN COLLISION CENTER, INC | (Continued)<br>1024          | 035-00962 | 2018 FORD EXPLR #1554880 BODY REI                                                                  | 5,080.43                              |
|         |                              |                                      |                              |           | Total :                                                                                            | 11,965.84                             |
| 157200  | 12/24/2019                   | 103956 WORTHINGTON FORD              | 6043055                      |           | 2015 FORD ULTL #1462932 - SUSP/STE                                                                 | 262.70                                |
|         |                              |                                      |                              |           | Total :                                                                                            | 262.70                                |
| 157201  | 12/24/2019                   | 125001 YAMADA COMPANY, INC.          | 78489                        |           | PARK MAINT SUPPLIES                                                                                | 71.22                                 |
|         |                              |                                      |                              |           | Total :                                                                                            | 71.22                                 |
| 157202  | 12/24/2019                   | 103601 YINCOM                        | 6562<br>6568<br>6570<br>6571 |           | COMPUTER REPLACEMENT PARTS<br>IT COMPUTER PARTS<br>IT COMPUTER PARTS<br>COMPUTER REPLACEMENT PARTS | 567.22<br>662.95<br>1,223.12<br>62.31 |
|         |                              |                                      |                              |           | Total :                                                                                            | 2,515.60                              |
| 157203  | 12/24/2019                   | 110554 ZENDESK, INC.                 | INV05190159                  |           | SUPPORT PROFESSIONAL SUBSCRIP1                                                                     | 299.17                                |
|         |                              |                                      |                              |           | Total :                                                                                            | 299.17                                |
| 228     | Vouchers for bank code : usb |                                      |                              |           | Bank total :                                                                                       | 5,004,118.15                          |
| 228     | Vouchers in this report      |                                      |                              |           | Total vouchers :                                                                                   | 5,004,118.15                          |

Bank code : usb

| Voucher | Date | Vendor | Invoice | PO # | Description/Account | Amount |
|---------|------|--------|---------|------|---------------------|--------|
|---------|------|--------|---------|------|---------------------|--------|

CLAIMS VOUCHER APPROVAL

I hereby certify that the demands or claims covered by the checks listed on pages 1 to 24 inclusive of the check register are accurate and funds are available for payment thereof.

By:   
Chief Fiscal Officer

This is to certify that the claims or demands covered by checks listed on pages 1 to 24 inclusive of the check register have been audited by the City Council of the City of Gardena and that all of the said checks are approved for payment except check numbers:

\_\_\_\_\_  
Mayor

12/24/19  
Date

\_\_\_\_\_  
Councilmember

\_\_\_\_\_  
Date

\_\_\_\_\_  
Councilmember

\_\_\_\_\_  
Date

Acknowledged:

\_\_\_\_\_  
Councilmember

\_\_\_\_\_  
Date

\_\_\_\_\_  
Councilmember

\_\_\_\_\_  
Date

vchlist  
01/10/2020 8:38:43AM

Voucher List  
CITY OF GARDENA

Page: 1

Bank code : usb

| Voucher | Date       | Vendor                                    | Invoice      | PO #      | Description/Account              | Amount     |
|---------|------------|-------------------------------------------|--------------|-----------|----------------------------------|------------|
| 11844   | 12/23/2019 | 104058 ADMINISURE INC.                    | 122319       |           | WORKERS' COMP CLAIMS ADMINISTR   | 31,106.10  |
|         |            |                                           |              |           | Total :                          | 31,106.10  |
| 11845   | 12/30/2019 | 106110 ADVANCED BENEFIT SOLUTIONS, LLC    | 12302019     |           | HEALTH INSURANCE CLAIMS          | 110,014.25 |
|         |            |                                           |              |           | Total :                          | 110,014.25 |
| 11846   | 12/30/2019 | 106110 ADVANCED BENEFIT SOLUTIONS, LLC    | 123019       |           | HEALTH INSURANCE CLAIMS          | 99,174.77  |
|         |            |                                           |              |           | Total :                          | 99,174.77  |
| 11847   | 12/19/2019 | 110906 DOWNTOWN COMMUNITY ESCROW, SERVICE | 121919       |           | DOWN PAYMENT ASSISTANCE - FINAL  | 54,085.36  |
|         |            |                                           |              |           | Total :                          | 54,085.36  |
| 11848   | 1/8/2020   | 321408 U.S. POSTAL SERVICE                | 010820       |           | TMX #259234 REPLENISH POSTAGE MI | 6,000.00   |
|         |            |                                           |              |           | Total :                          | 6,000.00   |
| 11849   | 1/7/2020   | 104058 ADMINISURE INC.                    | 010720       |           | WORKERS' COMP CLAIMS ADMINISTR   | 41,463.77  |
|         |            |                                           |              |           | Total :                          | 41,463.77  |
| 157204  | 12/27/2019 | 106109 FASTSIGNS                          | 0094-94073   | 010-00024 | VERTICAL WALL FRAMES             | 3,990.85   |
|         |            |                                           |              |           | Total :                          | 3,990.85   |
| 157206  | 1/14/2020  | 106086 ABC COMPANIES                      | 30015737     |           | GTRANS PARTS SUPPLIES            | 14.45      |
|         |            |                                           | 3008826      |           | GTRANS PARTS SUPPLIES            | 294.23     |
|         |            |                                           | 3014220      |           | GTRANS PARTS SUPPLIES            | 325.98     |
|         |            |                                           | 3015859      |           | GTRANS PARTS SUPPLIES            | 54.20      |
|         |            |                                           | 3017591      |           | GTRANS PARTS SUPPLIES            | 655.85     |
|         |            |                                           |              |           | Total :                          | 1,344.71   |
| 157207  | 1/14/2020  | 106110 ADVANCED BENEFIT SOLUTIONS, LLC    | JANUARY 2020 |           | HEALTH, DENTAL & LIFE INSURANCE  | 115,815.41 |
|         |            |                                           |              |           | Total :                          | 115,815.41 |
| 157208  | 1/14/2020  | 101748 AFTERMARKET PARTS COMPANY LLC, THE | 81910778     |           | GTRANS AUTO PARTS                | -1,167.55  |
|         |            |                                           | 81919831     |           | GTRANS AUTO PARTS                | 22.45      |
|         |            |                                           | 81919832     |           | GTRANS AUTO PARTS                | 630.98     |
|         |            |                                           | 81924063     | 037-09848 | GTRANS AUTO PARTS                | 2,257.40   |
|         |            |                                           | 81924127     | 037-09848 | GTRANS AUTO PARTS                | 270.62     |
|         |            |                                           | 81924134     |           | GTRANS AUTO PARTS                | 725.23     |

Page: 1

Bank code : usb

| Voucher | Date      | Vendor                                    | Invoice       | PO #      | Description/Account | Amount    |
|---------|-----------|-------------------------------------------|---------------|-----------|---------------------|-----------|
| 157208  | 1/14/2020 | 101748 AFTERMARKET PARTS COMPANY LLC, THE | (Continued)   |           |                     |           |
|         |           |                                           | 81924135      | 037-09848 | GTRANS AUTO PARTS   | 332.51    |
|         |           |                                           | 81926718      |           | GTRANS AUTO PARTS   | 1,404.75  |
|         |           |                                           | 81928550      |           | GTRANS AUTO PARTS   | 139.77    |
|         |           |                                           | 81929802      |           | GTRANS AUTO PARTS   | 41.36     |
|         |           |                                           | 81931751      |           | GTRANS AUTO PARTS   | 1,495.96  |
|         |           |                                           | 81931752      | 037-09848 | GTRANS AUTO PARTS   | 980.93    |
|         |           |                                           | 81931774      |           | GTRANS AUTO PARTS   | 129.76    |
|         |           |                                           | 81937376      |           | GTRANS AUTO PARTS   | 623.25    |
|         |           |                                           | 81937377      | 037-09848 | GTRANS AUTO PARTS   | 1,693.08  |
|         |           |                                           | 81942674      |           | GTRANS AUTO PARTS   | 2,049.84  |
|         |           |                                           | 81946407      |           | GTRANS AUTO PARTS   | 1,012.17  |
|         |           |                                           | 81946424      |           | GTRANS AUTO PARTS   | 1,440.70  |
|         |           |                                           | 81946425      |           | GTRANS AUTO PARTS   | 1,183.27  |
|         |           |                                           | 81946427      | 037-09848 | GTRANS AUTO PARTS   | 721.39    |
|         |           |                                           | 81951475      |           | GTRANS AUTO PARTS   | 149.96    |
|         |           |                                           | 81955957      |           | GTRANS AUTO PARTS   | 1,849.75  |
|         |           |                                           | 81955969      |           | GTRANS AUTO PARTS   | 147.76    |
|         |           |                                           | 81960940      |           | GTRANS AUTO PARTS   | 41.93     |
|         |           |                                           | 81962242      |           | GTRANS AUTO PARTS   | 1,479.46  |
|         |           |                                           | 81963554      |           | GTRANS AUTO PARTS   | 296.55    |
|         |           |                                           | 81963557      |           | GTRANS AUTO PARTS   | 32.03     |
|         |           |                                           | 81963608      | 037-09848 | GTRANS AUTO PARTS   | 240.27    |
|         |           |                                           | 81964945      |           | GTRANS AUTO PARTS   | 212.23    |
|         |           |                                           | 81966411      |           | GTRANS AUTO PARTS   | 1,255.22  |
|         |           |                                           | 81970312      |           | GTRANS AUTO PARTS   | 1,582.18  |
|         |           |                                           |               |           | Total :             | 23,275.21 |
| 157209  | 1/14/2020 | 100925 AMERICAN MOVING PARTS              | 01A103700     |           | GTRANS AUTO PARTS   | 1,420.47  |
|         |           |                                           | 01A103705     |           | GTRANS AUTO PARTS   | 546.62    |
|         |           |                                           |               |           | Total :             | 1,967.09  |
| 157210  | 1/14/2020 | 107783 APOLLO VIDEO TECHNOLOGY            | 539561        |           | BUS CAMERA PARTS    | 749.59    |
|         |           |                                           | 539562        |           | BUS CAMERA PARTS    | 743.51    |
|         |           |                                           |               |           | Total :             | 1,493.10  |
| 157211  | 1/14/2020 | 108625 ARAD OIL INC.                      | DECEMBER 2019 |           | CAR WASH            | 180.00    |

vchlist  
01/10/2020 8:38:43AM

Voucher List  
CITY OF GARDENA

Page: 3

Bank code : usb

| Voucher | Date      | Vendor                      | Invoice              | PO # | Description/Account               | Amount    |
|---------|-----------|-----------------------------|----------------------|------|-----------------------------------|-----------|
| 157211  | 1/14/2020 | 108625 108625 ARAD OIL INC. | (Continued)          |      | Total :                           | 180.00    |
| 157212  | 1/14/2020 | 109160 AREVALO, JASMINE E.  | 12/02-12/31          |      | CHILD DEVELOPMENT CONSULTANT S    | 2,366.00  |
|         |           |                             |                      |      | Total :                           | 2,366.00  |
| 157213  | 1/14/2020 | 110911 ARRAZOLA, PAULO      | 50015-0127 & 1184    |      | CONS & DEMO PERMIT DEPOSIT REFL   | 10,000.00 |
|         |           |                             |                      |      | Total :                           | 10,000.00 |
| 157214  | 1/14/2020 | 104687 AT&T                 | 13953251             |      | TELEPHONE                         | 389.64    |
|         |           |                             | 14026573             |      | TELEPHONE~                        | 266.47    |
|         |           |                             | 14026574             |      | TELEPHONE~                        | 361.14    |
|         |           |                             | 14026884             |      | TELEPHONE - ALL DEPTS~            | 6,874.69  |
|         |           |                             | 14029693             |      | TELEPHONE~                        | 614.57    |
|         |           |                             | 14074943             |      | TELEPHONE~                        | 33.47     |
|         |           |                             | 14074944             |      | TELEPHONE~                        | 85.65     |
|         |           |                             | 14074958             |      | TELEPHONE~                        | 33.47     |
|         |           |                             | 14074966             |      | TELEPHONE~                        | 33.47     |
|         |           |                             | 14074967             |      | TELEPHONE~                        | 86.72     |
|         |           |                             | 14093555             |      | TELEPHONE~                        | 389.52    |
|         |           |                             | 14119337             |      | TELEPHONE~                        | 219.90    |
|         |           |                             |                      |      | Total :                           | 9,388.71  |
| 157215  | 1/14/2020 | 100474 AT&T LONG DISTANCE   | 121219               |      | TELEPHONE                         | 23.09     |
|         |           |                             |                      |      | Total :                           | 23.09     |
| 157216  | 1/14/2020 | 100964 AT&T MOBILITY        | 287275680401X1012020 |      | PD CELL PHONE ACCT #287275680401  | 180.96    |
|         |           |                             | 287275680780X1012020 |      | PD CELL PHONE ACCT #287275680780  | 85.80     |
|         |           |                             | 287275681023X1012020 |      | PD CELL PHONE ACCT #287275681023  | 1,359.04  |
|         |           |                             | 287290395417X121019  |      | PD CELL PHONE ACCT #287290395417  | 444.71    |
|         |           |                             | 287293416290X121019  |      | PD CELL PHONE ACCT #287293416290  | 739.47    |
|         |           |                             | 287295242065X121019  |      | PD CELL PHONE ACCT #287295242065  | 2,767.49  |
|         |           |                             | 828667974X12162019   |      | CM CELL PHONE ACCT #828667974~    | 86.46     |
|         |           |                             |                      |      | Total :                           | 5,663.93  |
| 157217  | 1/14/2020 | 102880 AUTOPLEX, INC.       | 11467                |      | 2018 FORD INTRCPTR #1554678 OIL & | 45.40     |
|         |           |                             | 11475                |      | PD AUTO PARTS                     | 363.43    |
|         |           |                             | 11495                |      | 2012 CHEVY TAHOE #1415462 AIR     | 80.00     |

Page: 3

vchlist  
01/10/2020 8:38:43AM

Voucher List  
CITY OF GARDENA

Page: 4

Bank code : usb

| Voucher | Date      | Vendor                                                          | Invoice        | PO # | Description/Account                | Amount    |
|---------|-----------|-----------------------------------------------------------------|----------------|------|------------------------------------|-----------|
| 157217  | 1/14/2020 | 102880 102880 AUTOPLEX, INC.                                    | (Continued)    |      | Total :                            | 488.83    |
| 157218  | 1/14/2020 | 110686 AZTECH ELEVATOR COMPANY                                  | AZ16470        |      | ELEVATOR MAINTENACE - GTRANS       | 285.00    |
|         |           |                                                                 | AZ16471        |      | ELEVATOR MAINTENACE - GTRANS       | 83.33     |
|         |           |                                                                 |                |      | Total :                            | 368.33    |
| 157219  | 1/14/2020 | 802155 BAYSIDE REPORTING COMPANY                                | 11843          |      | RECORDS/ REPORTER'S CERTIFICATE    | 429.00    |
|         |           |                                                                 |                |      | Total :                            | 429.00    |
| 157220  | 1/14/2020 | 103641 BECNEL UNIFORMS                                          | 26191          |      | BUS UNIFORM SUPPLIES               | 304.90    |
|         |           |                                                                 |                |      | Total :                            | 304.90    |
| 157221  | 1/14/2020 | 110913 BORING COMPANY, THE                                      | PERMIT #16227  |      | PERMIT DEPOSIT REFUND - 1433 W 13  | 1,000.00  |
|         |           |                                                                 |                |      | Total :                            | 1,000.00  |
| 157222  | 1/14/2020 | 110908 BRENT J. BORCHERT'S CLIENT, TRUST ACCO CASE #19STCP05043 |                |      | FINAL SETTELEMENT - R.AUSTIN V. GA | 1,000.00  |
|         |           |                                                                 |                |      | Total :                            | 1,000.00  |
| 157223  | 1/14/2020 | 110902 BROWN, TYSHELL                                           | CIT #122135922 |      | REFUND - CITATION DISMISSED        | 87.00     |
|         |           |                                                                 |                |      | Total :                            | 87.00     |
| 157224  | 1/14/2020 | 108892 CAL WEST MOBILE RV SERVICES                              | 2262           |      | SERVICE CALL - SERVICE ALL GENER/  | 1,066.93  |
|         |           |                                                                 | 2263           |      | SERVICE CALL - INSTALL WEIGHT      | 538.65    |
|         |           |                                                                 |                |      | Total :                            | 1,605.58  |
| 157225  | 1/14/2020 | 110313 CALTIP                                                   | 94-2019-DEC    |      | INSURANCE CLAIMS DEDUCTIBLE - DE   | 6,533.66  |
|         |           |                                                                 | 94-2019-NOV    |      | INSURANCE CLAIMS DEDUCTIBLE - NC   | 3,579.45  |
|         |           |                                                                 |                |      | Total :                            | 10,113.11 |
| 157226  | 1/14/2020 | 110538 CANNON COMPANY                                           | 70633          |      | ARTESIA BLVD. ARTERIAL IMPROVEME   | 2,090.00  |
|         |           |                                                                 |                |      | Total :                            | 2,090.00  |
| 157227  | 1/14/2020 | 803420 CARPENTER, ROTHANS & DUMONT, LAW OFI                     | 33923          |      | PROFESSIONAL SERVICES - M.SUGGS    | 121.65    |
|         |           |                                                                 | 34122          |      | PROFESSIONAL SERVICES - S.THOMA    | 569.87    |
|         |           |                                                                 | 34128          |      | PROFESSIONAL SERVICES - F.PEREZ '  | 1,373.07  |
|         |           |                                                                 | 34131          |      | PROFESSIONAL SERVICES - B.RUIZ V.  | 313.83    |
|         |           |                                                                 | 34132          |      | PROFESSIONAL SERVICES - J.LAMAS '  | 442.80    |
|         |           |                                                                 | 34133          |      | PROFESSIONAL SERVICES - A.GRIFFE   | 290.97    |

Page: 4

vchlist  
01/10/2020 8:38:43AM

Voucher List  
CITY OF GARDENA

Page: 5

Bank code : usb

| Voucher | Date      | Vendor                                      | Invoice                 | PO #                   | Description/Account                                                                                  | Amount                                   |
|---------|-----------|---------------------------------------------|-------------------------|------------------------|------------------------------------------------------------------------------------------------------|------------------------------------------|
| 157227  | 1/14/2020 | 803420 CARPENTER, ROTHANS & DUMONT, LAW OFI | (Continued)<br>34134    |                        | PROFESSIONAL SERVICES - C.DAVIS &<br>Total :                                                         | 50.40<br>3,162.59                        |
| 157228  | 1/14/2020 | 110559 CELESTINE, ALLEGRA                   | FALL 2019               |                        | EDUCATIONAL REIMBURSEMENT<br>Total :                                                                 | 2,500.00<br>2,500.00                     |
| 157229  | 1/14/2020 | 110643 CEM CONSTRUCTION CORP.               | 19-048                  |                        | RETAINER - PEDESTRIAN SAFETY & SI<br>Total :                                                         | 15,426.31<br>15,426.31                   |
| 157230  | 1/14/2020 | 110605 CHANDLER ASSET MANAGEMENT            | 1912GARDENA             | 013-00027              | INVESTMENT SERVICES - DECEMBER<br>Total :                                                            | 1,330.00<br>1,330.00                     |
| 157231  | 1/14/2020 | 108378 CHARLES E. THOMAS COMPANY INC.       | 53133                   | 037-09850              | HEALY QUARTERLY INSPECTION<br>Total :                                                                | 142.50<br>142.50                         |
| 157232  | 1/14/2020 | 103125 COMPLETE COACH WORKS                 | 68859<br>68860<br>78644 | 037-09900<br>037-09900 | BUS #775 SERVICE CALL - DIAGNOSE<br>BUS #707 SERVICE CALL - DIAGNOSE<br>GTRANS AUTO PARTS<br>Total : | 691.28<br>2,070.43<br>858.94<br>3,620.65 |
| 157233  | 1/14/2020 | 104152 CREATIVE BUS SALES, INC.             | 5191109                 |                        | GTRANS AUTO PARTS<br>Total :                                                                         | 55.52<br>55.52                           |
| 157234  | 1/14/2020 | 110844 DATA GEAR                            | 41997<br>41998          | 035-00955<br>035-00955 | VIDEO POLICING SYSTEM CAMERA M/<br>VIDEO POLICING SYSTEM CAMERA M/<br>Total :                        | 200.00<br>800.00<br>1,000.00             |
| 157235  | 1/14/2020 | 105951 DECALS BY DESIGN, INC.               | 14261<br>14278          |                        | GTRANS BUS DECALS<br>GTRANS BUS DECALS<br>Total :                                                    | 252.26<br>13.35<br>265.61                |
| 157236  | 1/14/2020 | 110639 DELGADO MELO, ADELAIDO J.            | 19549                   |                        | PAYMENT REIMBURSEMENT - APPRAI<br>Total :                                                            | 400.00<br>400.00                         |
| 157237  | 1/14/2020 | 312117 DEPARTMENT OF WATER & POWER          | 010220<br>122319        |                        | LIGHT & POWER<br>LIGHT & POWER                                                                       | 64.00<br>91.98                           |

Page: 5

Bank code : usb

| Voucher | Date      | Vendor                          | Invoice                            | PO #      | Description/Account               | Amount         |
|---------|-----------|---------------------------------|------------------------------------|-----------|-----------------------------------|----------------|
| 157237  | 1/14/2020 | 312117                          | 312117 DEPARTMENT OF WATER & POWER |           | (Continued)                       | Total : 155.98 |
| 157238  | 1/14/2020 | 103241 DP STAR AUTOMOTIVE, INC. | 48520                              |           | SMOG INSPECTIONS - 2012 FORD ESC  | 40.00          |
|         |           |                                 | 48522                              |           | SMOG INSPECTIONS - 2012 FORD FUS  | 40.00          |
|         |           |                                 | 48527                              |           | SMOG INSPECTIONS - 2011 DODGE CA  | 40.00          |
|         |           |                                 | 48528                              |           | SMOG INSPECTIONS - 2012 FORD ESC  | 40.00          |
|         |           |                                 | 48531                              |           | SMOG INSPECTIONS - 2014 FORD F35I | 40.00          |
|         |           |                                 | 48535                              |           | SMOG INSPECTIONS - 2000 FORD CRC  | 40.00          |
|         |           |                                 | 48540                              |           | SMOG INSPECTIONS - 2011 FORD E45I | 40.00          |
|         |           |                                 | 48549                              |           | SMOG INSPECTIONS - 2005 CHEVY TAI | 40.00          |
|         |           |                                 | 48605                              |           | SMOG INSPECTIONS - 2011 FORD CRC  | 40.00          |
|         |           |                                 | 48606                              |           | SMOG INSPECTIONS - 2011 NISSN FRC | 40.00          |
|         |           |                                 | 48608                              |           | SMOG INSPECTIONS - 2011 CHEVY TAI | 40.00          |
|         |           |                                 | 48609                              |           | SMOG INSPECTIONS - 2011 CHEVY TAI | 40.00          |
|         |           |                                 | 48613                              |           | SMOG INSPECTIONS - FORD CROWN V   | 40.00          |
|         |           |                                 | 48619                              |           | SMOG INSPECTIONS - 2001 FORD CRC  | 40.00          |
|         |           |                                 | 48621                              |           | SMOG INSPECTIONS - 2002 FORD E35I | 40.00          |
|         |           |                                 | 48790                              |           | SMOG INSPECTIONS - 2003 FORD E45I | 40.00          |
|         |           |                                 |                                    |           | Total :                           | 640.00         |
| 157239  | 1/14/2020 | 106608 EIGER TECHSYSTEMS        | 1-1038                             | 037-09889 | CONSULTING SUPPORT BUS SIGNAL F   | 1,469.63       |
|         |           |                                 | 1-940                              |           | PROFESSIONAL SERVICES - PROCUR    | 2,001.87       |
|         |           |                                 |                                    |           | Total :                           | 3,471.50       |
| 157240  | 1/14/2020 | 105392 ENTENMANN-ROVIN COMPANY  | 0148391                            |           | EMPLOYOEE SERVICE PINS            | 284.90         |
|         |           |                                 | 0148589                            |           | PD UNIFORM SUPPLIES               | 117.48         |
|         |           |                                 | 0148778                            |           | EMPLOYEE SERVICE PINS             | 391.20         |
|         |           |                                 |                                    |           | Total :                           | 793.58         |
| 157241  | 1/14/2020 | 109426 ESPINOSA, VANESSA        | 12/16-12/31/19                     |           | PROFESSIONAL SERVICES - CASE WC   | 1,050.00       |
|         |           |                                 |                                    |           | Total :                           | 1,050.00       |
| 157242  | 1/14/2020 | 110320 EYEDEAL INTERIORS INC    | CG906231                           |           | NCC IMPROVEMENT PROJECT           | 1,990.80       |
|         |           |                                 |                                    |           | Total :                           | 1,990.80       |
| 157243  | 1/14/2020 | 106129 FEDEX                    | 6-846-90593                        |           | SHIPPING SERVICES                 | 8.40           |
|         |           |                                 | 6-866-57332                        |           | SHIPPING SERVICES                 | 46.76          |
|         |           |                                 | 6-867-67342                        |           | SHIPPING SERVICES                 | 12.23          |

Bank code : usb

| Voucher | Date      | Vendor                                                  | Invoice     | PO #      | Description/Account                | Amount    |
|---------|-----------|---------------------------------------------------------|-------------|-----------|------------------------------------|-----------|
| 157243  | 1/14/2020 | 106129 106129 FEDEX                                     | (Continued) |           | Total :                            | 67.39     |
| 157244  | 1/14/2020 | 110888 FEHR & PEERS                                     | 134559      | 032-00049 | CONSULTING SERVICES - SB743 IMPLI  | 10,026.79 |
|         |           |                                                         |             |           | Total :                            | 10,026.79 |
| 157245  | 1/14/2020 | 103083 FIRST ADVANTAGE LNS OCC HEALTH, SOLUT 2514101911 |             |           | DRUG TEST/ADMIN FEE                | 10.69     |
|         |           |                                                         |             |           | Total :                            | 10.69     |
| 157246  | 1/14/2020 | 106545 FLEETPRIDE                                       | 41172433    |           | PW AUTO PARTS                      | 167.57    |
|         |           |                                                         | 41436093    |           | PW AUTO PARTS                      | 126.64    |
|         |           |                                                         |             |           | Total :                            | 294.21    |
| 157247  | 1/14/2020 | 107030 GARDENA AUTO PARTS                               | 106751      |           | PW AUTO PARTS                      | 24.96     |
|         |           |                                                         | 106825      |           | PW AUTO PARTS                      | 37.26     |
|         |           |                                                         | 107123      |           | PW AUTO PARTS                      | 47.44     |
|         |           |                                                         | 107309      |           | PW AUTO PARTS                      | 3.57      |
|         |           |                                                         | 107312      |           | PW AUTO PARTS                      | 36.67     |
|         |           |                                                         | 108367      |           | PD AUTO PARTS                      | 82.07     |
|         |           |                                                         |             |           | Total :                            | 231.97    |
| 157248  | 1/14/2020 | 107080 GARDENA BEAR WHEEL                               | 54421       |           | 2011 NISS FRTR #1374480 FRONT WHE  | 75.00     |
|         |           |                                                         |             |           | Total :                            | 75.00     |
| 157249  | 1/14/2020 | 107735 GARDENA NISSAN                                   | 473974      |           | PW AUTO PARTS                      | 129.74    |
|         |           |                                                         |             |           | Total :                            | 129.74    |
| 157250  | 1/14/2020 | 107011 GARDENA VALLEY NEWS, INC.                        | 00090577    |           | NOTICE OF MEASURE TO BE VOTED C    | 483.26    |
|         |           |                                                         | 00090580    |           | SUMMARY OF ORDINANCE NO. 1813 -    | 157.46    |
|         |           |                                                         | 00090673    |           | NOTICE OF PUBLIC HEARING - SITE PL | 233.48    |
|         |           |                                                         | 00091062    |           | MEASURE TO BE VOTED ON AT THE G    | 152.03    |
|         |           |                                                         |             |           | Total :                            | 1,026.23  |
| 157251  | 1/14/2020 | 619005 GAS COMPANY, THE                                 | 010320      |           | GAS                                | 4,095.35  |
|         |           |                                                         |             |           | Total :                            | 4,095.35  |
| 157252  | 1/14/2020 | 106470 GILLIG LLC                                       | 40648845    |           | GTRANS AUTO PARTS                  | 67.76     |
|         |           |                                                         | 40649348    |           | GTRANS AUTO PARTS                  | 695.22    |
|         |           |                                                         | 40650293    |           | GTRANS AUTO PARTS                  | 477.41    |

Bank code : usb

| Voucher | Date      | Vendor                                   | Invoice     | PO #      | Description/Account               | Amount           |
|---------|-----------|------------------------------------------|-------------|-----------|-----------------------------------|------------------|
| 157252  | 1/14/2020 | 106470 GILLIG LLC                        | (Continued) |           |                                   |                  |
|         |           |                                          | 40651392    | 037-09895 | GTRANS AUTO PARTS                 | 8,094.13         |
|         |           |                                          | 40651815    |           | GTRANS AUTO PARTS                 | 854.74           |
|         |           |                                          | 40652906    |           | GTRANS AUTO PARTS                 | 695.08           |
|         |           |                                          | 40655175    |           | GTRANS AUTO PARTS                 | 234.53           |
|         |           |                                          |             |           | <b>Total :</b>                    | <b>11,118.87</b> |
| 157253  | 1/14/2020 | 109480 GLADIATOR ENTERTAINMENT, TRAILERS | 1057        |           | WINTER WONDERLAND - GAMING TRA    | 600.00           |
|         |           |                                          |             |           | <b>Total :</b>                    | <b>600.00</b>    |
| 157254  | 1/14/2020 | 619004 GOLDEN STATE WATER CO.            | 122319      |           | WATER                             | 12,862.05        |
|         |           |                                          |             |           | <b>Total :</b>                    | <b>12,862.05</b> |
| 157255  | 1/14/2020 | 110395 GOLDMAN, RODERICK                 | 122719      |           | MGMT ANNUAL HEALTH BENEFIT        | 83.98            |
|         |           |                                          |             |           | <b>Total :</b>                    | <b>83.98</b>     |
| 157256  | 1/14/2020 | 107513 GRAINGER                          | 9382967819  |           | BUS FACILITY SUPPLIES             | 46.11            |
|         |           |                                          | 9384648235  |           | BUS FACILITY SUPPLIES             | 48.97            |
|         |           |                                          | 9389803694  |           | BUS FACILITY SUPPLIES             | 111.35           |
|         |           |                                          |             |           | <b>Total :</b>                    | <b>206.43</b>    |
| 157257  | 1/14/2020 | 208243 HILLARD, JOCELYN                  | 117         |           | IAPRO & DATA INPUT & QUALITY CONT | 1,302.00         |
|         |           |                                          |             |           | <b>Total :</b>                    | <b>1,302.00</b>  |
| 157258  | 1/14/2020 | 108434 HOME DEPOT CREDIT SERVICES        | 0352377     |           | PARK MAINT SUPPLIES               | 90.46            |
|         |           |                                          | 1334151     |           | PD PROGRAM SUPPLIES               | 10.95            |
|         |           |                                          | 2332300     |           | BLDG MAINT SUPPLIES               | 12.75            |
|         |           |                                          | 2333182     |           | PARK MAINT SUPPLIES               | 84.63            |
|         |           |                                          | 2902163     |           | PD PROGRAM SUPPLIES               | 125.84           |
|         |           |                                          | 3903612     |           | ANIMAL CONTROL SUPPLIES           | 123.74           |
|         |           |                                          | 4050093     |           | BLDG MAINT SUPPLIES               | 1,063.79         |
|         |           |                                          | 4054308     |           | BLDG MAINT SUPPLIES               | 1,352.28         |
|         |           |                                          | 5040960     |           | STREET MAINT SUPPLIES             | 343.74           |
|         |           |                                          | 6312065     |           | HOME IMPROVEMENT PROGRAM          | 110.98           |
|         |           |                                          | 7033463     |           | BLDG MAINT SUPPLIES               | 24.20            |
|         |           |                                          | 8051120     |           | BLDG MAINT SUPPLIES               | 59.25            |
|         |           |                                          | 9220053     |           | BLDG MAINT SUPPLIES               | -43.75           |

Bank code : usb

| Voucher | Date      | Vendor                                   | Invoice       | PO #      | Description/Account              | Amount     |
|---------|-----------|------------------------------------------|---------------|-----------|----------------------------------|------------|
| 157258  | 1/14/2020 | 108434 108434 HOME DEPOT CREDIT SERVICES | (Continued)   |           | Total :                          | 3,358.86   |
| 157259  | 1/14/2020 | 108430 HOME PIPE & SUPPLY                | F18217        |           | BLDG MAINT SUPPLIES              | 974.66     |
|         |           |                                          |               |           | Total :                          | 974.66     |
| 157260  | 1/14/2020 | 109891 INOUE, SHARLEEN                   | 121919        |           | SPECIAL LUNCH ENTERTAINMENT 12/  | 200.00     |
|         |           |                                          |               |           | Total :                          | 200.00     |
| 157261  | 1/14/2020 | 110222 INTERAMERICAN MOTOR, LLC          | 110-209935    |           | GTRANS AUTO PARTS                | 173.67     |
|         |           |                                          |               |           | Total :                          | 173.67     |
| 157262  | 1/14/2020 | 108555 JALISCO TIRE & AUTO REPAIR        | 121319        |           | (2) TIRES MOUNT & BALANCE        | 25.00      |
|         |           |                                          | 12132019      |           | (2) TIRES MOUNT & BALANCE        | 25.00      |
|         |           |                                          | 121719        |           | (4) MOUNT & BALANCE              | 50.00      |
|         |           |                                          |               |           | Total :                          | 100.00     |
| 157263  | 1/14/2020 | 107746 JAS PACIFIC                       | BI 13493      | 032-00050 | BUILDING INSPECTOR SERVICES - NO | 7,505.68   |
|         |           |                                          |               |           | Total :                          | 7,505.68   |
| 157264  | 1/14/2020 | 111016 KAISER FOUNDATION HEALTH PLAN     | JANUARY 2020  |           | HEALTH INSURANCE                 | 242,178.17 |
|         |           |                                          |               |           | Total :                          | 242,178.17 |
| 157265  | 1/14/2020 | 111517 KIRK'S AUTOMOTIVE INC.            | 1034453       |           | GTRANS SHOP SUPPLIES             | 363.45     |
|         |           |                                          | 1034554       |           | GTRANS SHOP SUPPLIES             | 73.40      |
|         |           |                                          | 1034588       |           | GTRANS SHOP SUPPLIES             | 1,800.00   |
|         |           |                                          | 1034589       |           | GTRANS SHOP SUPPLIES             | 900.00     |
|         |           |                                          | 1034900       |           | GTRANS SHOP SUPPLIES             | 157.66     |
|         |           |                                          | 1034977       |           | GTRANS SHOP SUPPLIES             | 447.66     |
|         |           |                                          |               |           | Total :                          | 3,742.17   |
| 157266  | 1/14/2020 | 111045 KJ SERVICES                       | 1741          |           | USED OIL PROGRAM EXPENSE - NOVE  | 326.05     |
|         |           |                                          |               |           | Total :                          | 326.05     |
| 157267  | 1/14/2020 | 111260 KJOS, BARBARA JEAN                | DECEMBER 2019 |           | GARDENA FAMILY CHILD CARE PROGF  | 1,450.00   |
|         |           |                                          |               |           | Total :                          | 1,450.00   |
| 157268  | 1/14/2020 | 111556 KNOLLWOOD COUNTRY CLUB            | 032120        |           | GRAGA GOLF TOURNAMENT DEPOSIT    | 100.00     |

Bank code : usb

| Voucher | Date      | Vendor                                       | Invoice     | PO #      | Description/Account               | Amount     |
|---------|-----------|----------------------------------------------|-------------|-----------|-----------------------------------|------------|
| 157268  | 1/14/2020 | 111556 111556 KNOLLWOOD COUNTRY CLUB         | (Continued) |           | Total :                           | 100.00     |
| 157269  | 1/14/2020 | 312030 L.A. COUNTY ASSESSOR                  | 20ASRE105   |           | MAPS/POSTAGE                      | 6.93       |
|         |           |                                              |             |           | Total :                           | 6.93       |
| 157270  | 1/14/2020 | 312240 L.A. COUNTY DEPARTMENT OF, PUBLIC WOR | 19120902602 | 024-00587 | INDUSTRIAL WASTE SERVICES         | 8,090.18   |
|         |           |                                              | 19120902884 | 024-00587 | TRAFFIC SIGNAL MAINT - HIGHWAY SA | 2,965.04   |
|         |           |                                              |             |           | Total :                           | 11,055.22  |
| 157271  | 1/14/2020 | 312248 L.A. COUNTY DEPARTMENT OF, PUBLIC WOR | IN200000205 |           | LABOR & EQUIPMENT CHARGES - TS    | 1,821.80   |
|         |           |                                              |             |           | Total :                           | 1,821.80   |
| 157272  | 1/14/2020 | 312039 L.A. COUNTY FIRE DEPARTMENT           | C0009317    | 039-00057 | FIRE PROTECTION SERVICES - FEBRU  | 762,546.50 |
|         |           |                                              |             |           | Total :                           | 762,546.50 |
| 157273  | 1/14/2020 | 312113 L.A. COUNTY SHERIFF'S DEPT            | 201748BL    |           | INMATE MEAL DELIVERY PROGRAM -    | 684.39     |
|         |           |                                              |             |           | Total :                           | 684.39     |
| 157274  | 1/14/2020 | 110904 L.N. CURTIS & SONS                    | INV332438   |           | PD PROGRAM SUPPLIES               | 402.76     |
|         |           |                                              |             |           | Total :                           | 402.76     |
| 157275  | 1/14/2020 | 109939 LA UNIFORMS & TAILORING               | 3533        |           | PD UNIFORM SUPPLIES               | 77.12      |
|         |           |                                              | 3535        |           | PD UNIFORM SUPPLIES               | 77.12      |
|         |           |                                              | 3536        |           | PD UNIFORM SUPPLIES               | 77.12      |
|         |           |                                              | 3537        |           | PD UNIFORM SUPPLIES               | 523.69     |
|         |           |                                              |             |           | Total :                           | 755.05     |
| 157276  | 1/14/2020 | 110905 LAW OFFICES OF JOHN C. YE, PLC        | 19-33PD     |           | FINAL SETTLEMENT - M.CHAVEZ DE L  | 15,000.00  |
|         |           |                                              |             |           | Total :                           | 15,000.00  |
| 157277  | 1/14/2020 | 108237 LEO WEB PROTECT                       | 2020        |           | POLICE PRIVACY SERVICE SUBSCRIP   | 37.50      |
|         |           |                                              | 2022        |           | POLICE PRIVACY SERVICE SUBSCRIP   | 37.50      |
|         |           |                                              |             |           | Total :                           | 75.00      |
| 157278  | 1/14/2020 | 104782 LEW EDWARDS GROUP, THE                | 011         | 023-01226 | CONSULTING SERVICES - COMMUNITY   | 5,750.00   |
|         |           |                                              |             |           | Total :                           | 5,750.00   |
| 157279  | 1/14/2020 | 109517 LOAD N' GO BUILDING MATERIALS         | 12882       |           | STREET MAINT SUPPLIES             | 25.46      |

| Bank code : |           | usb    |                                      |             |                                             |                   |  |
|-------------|-----------|--------|--------------------------------------|-------------|---------------------------------------------|-------------------|--|
| Voucher     | Date      | Vendor | Invoice                              | PO #        | Description/Account                         | Amount            |  |
| 157279      | 1/14/2020 | 109517 | 109517 LOAD N' GO BUILDING MATERIALS | (Continued) |                                             | Total : 25.46     |  |
| 157280      | 1/14/2020 | 105279 | LOS ANGELES TRUCK CENTERS LLC        | XA220178148 | PW AUTO PARTS                               | 44.52             |  |
|             |           |        |                                      |             |                                             | Total : 44.52     |  |
| 157281      | 1/14/2020 | 112615 | LU'S LIGHTHOUSE, INC.                | 01157034    | GTRANS SHOP SUPPLIES                        | 150.40            |  |
|             |           |        |                                      | 01157672    | GTRANS SHOP SUPPLIES                        | 149.77            |  |
|             |           |        |                                      |             |                                             | Total : 300.17    |  |
| 157282      | 1/14/2020 | 113301 | M & K METAL CO.                      | 202140      | HOME IMPROVEMENT PROGRAM                    | 84.47             |  |
|             |           |        |                                      |             |                                             | Total : 84.47     |  |
| 157283      | 1/14/2020 | 110204 | MA-5                                 | 1015        | 035-00939 INVESTIGATION SERVICES - SEPT-NOV | 5,225.00          |  |
|             |           |        |                                      |             |                                             | Total : 5,225.00  |  |
| 157284      | 1/14/2020 | 105082 | MAJESTIC LIGHTING, INC.              | ML75689     | BLDG MAINT SUPPLIES                         | 788.40            |  |
|             |           |        |                                      |             |                                             | Total : 788.40    |  |
| 157285      | 1/14/2020 | 109203 | MAKAI SOLUTIONS                      | 3339        | REPAIR FOR BAY #3                           | 1,199.71          |  |
|             |           |        |                                      |             |                                             | Total : 1,199.71  |  |
| 157286      | 1/14/2020 | 113036 | MANERI SIGN CO., INC.                | 40007000    | SIGNS - 42"X9" JOE CRUZ CRT                 | 137.28            |  |
|             |           |        |                                      | 40007003    | SIGNS - 42"X9" FACE JOE CRUZ CRT            | 27.92             |  |
|             |           |        |                                      |             |                                             | Total : 165.20    |  |
| 157287      | 1/14/2020 | 813030 | MANNING & KASS                       | 657980      | LEGAL SERVICES - L.GUTIERREZ V. G/          | 5,781.44          |  |
|             |           |        |                                      | 657981      | LEGAL SERVICES - F.ALMAROU V. GAF           | 6,628.35          |  |
|             |           |        |                                      | 657982      | LEGAL SERVICES - J.WELLMAN & L.BR           | 1,251.93          |  |
|             |           |        |                                      | 657983      | LEGAL SERVICES - J.ENRIQUEZ V. GAF          | 352.50            |  |
|             |           |        |                                      |             |                                             | Total : 14,014.22 |  |
| 157288      | 1/14/2020 | 104841 | MAR-CO EQUIPMENT COMPANY             | 166735      | PW AUTO PARTS                               | 389.41            |  |
|             |           |        |                                      | 167087      | PW AUTO PARTS                               | 1,754.00          |  |
|             |           |        |                                      |             |                                             | Total : 2,143.41  |  |
| 157289      | 1/14/2020 | 110306 | MARIPOSA LANDSCAPES, INC             | 87433       | 024-00580 MEDIAN LANDSCAPE MAINTENANCE      | 6,000.41          |  |
|             |           |        |                                      |             |                                             | Total : 6,000.41  |  |

Bank code : usb

| Voucher | Date      | Vendor                                         | Invoice       | PO #      | Description/Account                | Amount           |
|---------|-----------|------------------------------------------------|---------------|-----------|------------------------------------|------------------|
| 157290  | 1/14/2020 | 107951 MARK HANDLER & ASSOCIATES               | DECEMBER 2019 | 032-00045 | BUILDING INSPECTION SERVICES       | 12,837.50        |
|         |           |                                                |               |           | <b>Total :</b>                     | <b>12,837.50</b> |
| 157291  | 1/14/2020 | 113046 MARX BROS. FIRE EXTINGUISHER, CO., INC. | P30107        |           | FIRE EXTINGUISHER SERVICE - SR. D/ | 60.00            |
|         |           |                                                | P30110        |           | FIRE EXTINGUISHER SERVICE - JOHN:  | 55.00            |
|         |           |                                                | P30111        |           | FIRE EXTINGUISHER SERVICE - FUKAI  | 55.00            |
|         |           |                                                | P30112        |           | FIRE EXTINGUISHER SERVICE - BELL I | 55.00            |
|         |           |                                                | P30113        |           | FIRE EXTINGUISHER SERVICE - ROWL   | 60.00            |
|         |           |                                                | P30114        |           | FIRE EXTINGUISHER SERVICE - THOR   | 55.00            |
|         |           |                                                | P30117        |           | FIRE EXTINGUISHER SERVICE - FREEI  | 55.00            |
|         |           |                                                |               |           | <b>Total :</b>                     | <b>395.00</b>    |
| 157292  | 1/14/2020 | 110635 MATHIEU, JAYVEON                        | FALL 2019     |           | EDUCATIONAL REIMBURSEMENT          | 662.23           |
|         |           |                                                |               |           | <b>Total :</b>                     | <b>662.23</b>    |
| 157293  | 1/14/2020 | 113064 MCMASTER-CARR SUPPLY COMPANY            | 23637715      |           | GTRANS SHOP SUPPLIES               | 75.09            |
|         |           |                                                | 23773469      |           | GTRANS SHOP SUPPLIES               | 59.97            |
|         |           |                                                | 24217960      |           | GTRANS SHOP SUPPLIES               | 43.87            |
|         |           |                                                | 24570748      |           | GTRANS SHOP SUPPLIES               | 849.12           |
|         |           |                                                | 25364350      |           | GTRANS SHOP SUPPLIES               | 120.26           |
|         |           |                                                |               |           | <b>Total :</b>                     | <b>1,148.31</b>  |
| 157294  | 1/14/2020 | 110784 MD AUTOBODY                             | 1043          |           | GTRANS BUS REPAIRS                 | 500.00           |
|         |           |                                                |               |           | <b>Total :</b>                     | <b>500.00</b>    |
| 157295  | 1/14/2020 | 100359 MEADOWLARK MANOR                        | 011820        |           | GRAGA GOLF TOURNAMENT DEPOSIT      | 800.00           |
|         |           |                                                |               |           | <b>Total :</b>                     | <b>800.00</b>    |
| 157296  | 1/14/2020 | 102148 MERCURY INSURANCE COMPANY               | 19-49REC      |           | CLAIM FOR DAMAGES SETTLEMENT -     | 4,209.41         |
|         |           |                                                |               |           | <b>Total :</b>                     | <b>4,209.41</b>  |
| 157297  | 1/14/2020 | 110715 METCO MOTORSPORTS                       | 57093         | 037-09883 | GTRANS AUTO PARTS                  | 2,086.24         |
|         |           |                                                |               |           | <b>Total :</b>                     | <b>2,086.24</b>  |
| 157298  | 1/14/2020 | 108699 MEZIERE ENTERPRISES INC.                | 62827         |           | ELECTRIC WATER PUMP                | 717.20           |
|         |           |                                                | 62836         |           | ELECTRIC WATER PUMP                | 706.43           |
|         |           |                                                |               |           | <b>Total :</b>                     | <b>1,423.63</b>  |

Bank code : usb

| Voucher | Date      | Vendor                                       | Invoice      | PO #      | Description/Account               | Amount           |
|---------|-----------|----------------------------------------------|--------------|-----------|-----------------------------------|------------------|
| 157299  | 1/14/2020 | 110206 MICHELIN NORTH AMERICA, INC.          | CA0048251092 |           | GTRANS' BUS TIRE LEASE SERVICES ( | -5,804.03        |
|         |           |                                              | DA0041687074 | 037-09862 | GTRANS' BUS TIRE LEASE SERVICES ( | 5,804.03         |
|         |           |                                              | DA0041883634 | 037-09862 | GTRANS' BUS TIRE LEASE SERVICES ( | 5,450.82         |
|         |           |                                              | DA0041995168 | 037-09862 | GTRANS' BUS TIRE LEASE SERVICES ( | 5,312.07         |
|         |           |                                              |              |           | <b>Total :</b>                    | <b>10,762.89</b> |
| 157300  | 1/14/2020 | 103093 MOBILE RELAY ASSOCIATES, INC.         | 80013023     | 037-09858 | GTRANS BUS RADIO SYSTEM RENTAL    | 11,059.49        |
|         |           |                                              |              |           | <b>Total :</b>                    | <b>11,059.49</b> |
| 157301  | 1/14/2020 | 107505 MOUSER ELECTRONICS, INC.              | 55116060     |           | GTRANS AUTO SUPPLIES              | 53.44            |
|         |           |                                              | 55124515     |           | GTRANS AUTO SUPPLIES              | 527.05           |
|         |           |                                              |              |           | <b>Total :</b>                    | <b>580.49</b>    |
| 157302  | 1/14/2020 | 113295 MUNISERVICES, LLC                     | INV06-007375 |           | SALES TAX AUDIT SERVICES FOR QTR  | 902.45           |
|         |           |                                              | INV06-007651 |           | UUT CELLULAR COMPLIANCE SERVICEI  | 80.08            |
|         |           |                                              | INV06-007652 |           | UUT WIRED COMPLIANCE SERVICES ~   | 287.51           |
|         |           |                                              | INV06-007653 |           | UUT GAS COMPLIANCE SERVICES ~     | 2,400.76         |
|         |           |                                              |              |           | <b>Total :</b>                    | <b>3,670.80</b>  |
| 157303  | 1/14/2020 | 105622 N/S CORPORATION                       | 0097678      | 037-09871 | GTRANS BUS WASH EQUIPMENT MAIN    | 385.00           |
|         |           |                                              |              |           | <b>Total :</b>                    | <b>385.00</b>    |
| 157304  | 1/14/2020 | 110909 NEXTECH SYSTEMS, INC                  | NEX19-391    |           | SIGNS/SIGNALS TECH SUPPORT        | 700.00           |
|         |           |                                              |              |           | <b>Total :</b>                    | <b>700.00</b>    |
| 157305  | 1/14/2020 | 106357 NOLAN, JOSEPH                         | FALL 2019    |           | EDUCATIONAL REIMBURSEMENT         | 2,500.00         |
|         |           |                                              |              |           | <b>Total :</b>                    | <b>2,500.00</b>  |
| 157306  | 1/14/2020 | 110575 OCCUPATIONAL HEALTH CENTERS, OF CALIF | 66324348     |           | RANDOM DOT RECERTIFICATION - D.L  | 103.00           |
|         |           |                                              | 66403939     |           | RANDOM BAT, DOT PHYSICAL &        | 1,526.50         |
|         |           |                                              | 66556745     |           | RANDOM DOT PHYSICAL, RECERTIFIC   | 309.00           |
|         |           |                                              |              |           | <b>Total :</b>                    | <b>1,938.50</b>  |
| 157307  | 1/14/2020 | 115168 OFFICE DEPOT                          | 406849927    |           | FCC OFFICE SUPPLIES               | 364.86           |
|         |           |                                              | 408740097    |           | PRINT SHOP OFFICE SUPPLIES        | 45.07            |
|         |           |                                              | 410912891    |           | PD OFFICE SUPPLIES                | 426.33           |
|         |           |                                              | 412372601    |           | FCC OFFICE SUPPLIES               | 400.66           |
|         |           |                                              | 412403133    |           | FCC OFFICE SUPPLIES               | 49.24            |

Voucher List  
CITY OF GARDENA

Bank code : usb

| Voucher | Date      | Vendor                                    | Invoice     | PO #      | Description/Account              | Amount          |
|---------|-----------|-------------------------------------------|-------------|-----------|----------------------------------|-----------------|
| 157307  | 1/14/2020 | 115168 OFFICE DEPOT                       | (Continued) |           |                                  |                 |
|         |           |                                           | 412403137   |           | FCC OFFICE SUPPLIES              | 390.38          |
|         |           |                                           | 412555216   |           | PD OFFICE SUPPLIES               | 53.33           |
|         |           |                                           | 414197531   |           | PRINT SHOP OFFICE SUPPLIES       | 58.31           |
|         |           |                                           |             |           | <b>Total :</b>                   | <b>1,788.18</b> |
| 157308  | 1/14/2020 | 108921 OMEGA POLYGRAPH                    | 01712       |           | PRE-EMPLOYMENT POLYGRAPH EXAM    | 400.00          |
|         |           |                                           |             |           | <b>Total :</b>                   | <b>400.00</b>   |
| 157309  | 1/14/2020 | 111358 O'REILLY AUTO PARTS                | 364932      |           | PW AUTO PARTS                    | 127.37          |
|         |           |                                           | 365018      |           | GTRANS AUTO PARTS                | 133.26          |
|         |           |                                           | 365020      |           | GTRANS AUTO PARTS                | 56.81           |
|         |           |                                           | 365188      |           | PW AUTO PARTS                    | 80.55           |
|         |           |                                           | 365189      |           | GTRANS AUTO PARTS                | 53.97           |
|         |           |                                           | 365203      |           | GTRANS AUTO PARTS                | 246.77          |
|         |           |                                           | 365462      |           | GTRANS AUTO PARTS                | 91.78           |
|         |           |                                           | 365789      |           | GTRANS AUTO PARTS                | 424.02          |
|         |           |                                           | 365790      |           | GTRANS AUTO PARTS                | 18.88           |
|         |           |                                           | 370231      |           | GTRANS AUTO PARTS                | 184.00          |
|         |           |                                           |             |           | <b>Total :</b>                   | <b>1,417.41</b> |
| 157310  | 1/14/2020 | 115810 ORKIN PEST CONTROL                 | 189374192   |           | PEST CONTROL - ACCT #27336703    | 230.90          |
|         |           |                                           | 191854168   |           | PEST CONTROL - ACCT #27336703    | 230.90          |
|         |           |                                           | 191854169   |           | PEST CONTROL - ACCT #27336703    | 230.90          |
|         |           |                                           | 191854170   |           | PEST CONTROL - ACCT #27336703    | 230.90          |
|         |           |                                           | 195276037   |           | PEST CONTROL - ACCT #27336703    | 230.90          |
|         |           |                                           |             |           | <b>Total :</b>                   | <b>1,154.50</b> |
| 157311  | 1/14/2020 | 100663 OVERLAND PACIFIC & CUTLER, INC     | 1911123     |           | PROFESSIONAL SERVICES - CITY MAT | 891.25          |
|         |           |                                           |             |           | <b>Total :</b>                   | <b>891.25</b>   |
| 157312  | 1/14/2020 | 109165 PACIFIC FIRE AND MARINE            | 2663        |           | BUS SHOP SUPPLIES                | 903.38          |
|         |           |                                           |             |           | <b>Total :</b>                   | <b>903.38</b>   |
| 157313  | 1/14/2020 | 101996 PHILLIPS 66 CO/GEGRB               | 120819      |           | FUEL PURCHASES                   | 2.99            |
|         |           |                                           |             |           | <b>Total :</b>                   | <b>2.99</b>     |
| 157314  | 1/14/2020 | 108600 PHOENIX GROUP INFORMATION, SYSTEMS | 1120191211  | 035-00947 | PARKING TICKET CONTRACT SERVICE  | 2,289.31        |

vchlist  
01/10/2020 8:38:43AM

Voucher List  
CITY OF GARDENA

Page: 15

Bank code : usb

| Voucher | Date      | Vendor                                    | Invoice                  | PO #      | Description/Account               | Amount     |
|---------|-----------|-------------------------------------------|--------------------------|-----------|-----------------------------------|------------|
| 157314  | 1/14/2020 | 108600 PHOENIX GROUP INFORMATION, SYSTEMS | (Continued)<br>112019211 | 035-00947 | PARKING TICKET CONTRACT SERVICE   | 14,270.44  |
|         |           |                                           |                          |           | Total :                           | 16,559.75  |
| 157315  | 1/14/2020 | 105574 PINNACLE PETROLEUM, INC.           | 0209103                  | 037-09859 | 87 OCTANE REGULAR UNLEADED CAF    | 24,735.44  |
|         |           |                                           | 0209108                  | 037-09859 | 87 OCTANE REGULAR UNLEADED CAF    | 24,735.44  |
|         |           |                                           | 0209630                  | 037-09859 | 87 OCTANE REGULAR UNLEADED CAF    | 25,393.92  |
|         |           |                                           | 0209636                  | 037-09859 | 87 OCTANE REGULAR UNLEADED CAF    | 25,379.59  |
|         |           |                                           |                          |           | Total :                           | 100,244.39 |
| 157316  | 1/14/2020 | 116225 PLUMBERS DEPOT, INC.               | PD-43405                 |           | STREET MAINT SUPPLIES             | 360.16     |
|         |           |                                           | PD-43887                 |           | SEWER PROGRAM SUPPLIES            | 331.90     |
|         |           |                                           |                          |           | Total :                           | 692.06     |
| 157317  | 1/14/2020 | 106092 PRUDENTIAL OVERALL SUPPLY          | 42470485                 |           | UNIFORM & SUPPLY RENTAL           | 243.75     |
|         |           |                                           | 42470486                 |           | UNIFORM & SUPPLY RENTAL           | 118.32     |
|         |           |                                           | 42472708                 |           | UNIFORM & SUPPLY RENTAL           | 240.35     |
|         |           |                                           | 42472709                 |           | UNIFORM & SUPPLY RENTAL           | 118.32     |
|         |           |                                           | 42474811                 |           | UNIFORM & SUPPLY RENTAL           | 240.35     |
|         |           |                                           |                          |           | Total :                           | 961.09     |
| 157318  | 1/14/2020 | 116820 PSOMAS                             | 158341                   | 024-00606 | NORMANDIE AVE. STREET IMPROVEM    | 3,734.00   |
|         |           |                                           |                          |           | Total :                           | 3,734.00   |
| 157319  | 1/14/2020 | 108623 PUN GROUP LLP, THE                 | 112320                   | 023-01206 | AUDIT SERVICES FY 2018-2019       | 14,562.00  |
|         |           |                                           |                          |           | Total :                           | 14,562.00  |
| 157320  | 1/14/2020 | 104868 PYRO-COMM SYSTEMS, INC.            | 141829                   |           | FIRE ALARM SUPPLIES               | 1,087.14   |
|         |           |                                           | 142846                   |           | FIRE ALARM SERVICE LABOR          | 185.00     |
|         |           |                                           | 24547                    | 037-09806 | FURNISH & INSTALL FIRE ALARM DEVI | 434.04     |
|         |           |                                           |                          |           | Total :                           | 1,706.18   |
| 157321  | 1/14/2020 | 109242 QUACH, KHOI                        | 010820                   |           | EMPLOYEE SPOT-ON RECOGNITION      | 500.00     |
|         |           |                                           |                          |           | Total :                           | 500.00     |
| 157322  | 1/14/2020 | 103907 QUINN COMPANY                      | PC810871550              |           | FREIGHT                           | 12.28      |
|         |           |                                           |                          |           | Total :                           | 12.28      |

Page: 15

vchlist  
01/10/2020 8:38:43AM

Voucher List  
CITY OF GARDENA

Page: 16

| Bank code : |           | usb                                     |             |           |                                 |           |
|-------------|-----------|-----------------------------------------|-------------|-----------|---------------------------------|-----------|
| Voucher     | Date      | Vendor                                  | Invoice     | PO #      | Description/Account             | Amount    |
| 157323      | 1/14/2020 | 110901 RAMIREZ, SANDY                   | CIT #149097 |           | REFUND - CITATION OVERPAYMENT   | 279.00    |
|             |           |                                         |             |           | Total :                         | 279.00    |
| 157324      | 1/14/2020 | 100515 REGISTRAR-RECORDER/COUNTY, CLERK | 121719      |           | RECORDING FEE - STREET EASEMEN  | 20.00     |
|             |           |                                         |             |           | Total :                         | 20.00     |
| 157325      | 1/14/2020 | 105768 REPAIR MACHINE & ENG., INC.      | 218204      |           | REPAIR ALUMINUM TANK            | 151.33    |
|             |           |                                         | 218210      |           | REPAIR ALUMINUM TANK            | 264.00    |
|             |           |                                         |             |           | Total :                         | 415.33    |
| 157326      | 1/14/2020 | 118476 RICOH USA, INC.                  | 1083639465  |           | RICOH MPC3503 COPIER USAGE SUPP | 36.09     |
|             |           |                                         |             |           | Total :                         | 36.09     |
| 157327      | 1/14/2020 | 100387 RIVERA, ALEXANDER J.             | 01/21-01/27 |           | SHERMAN BLOCK SUPERVISORY LEA   | 200.00    |
|             |           |                                         |             |           | Total :                         | 200.00    |
| 157328      | 1/14/2020 | 100585 RKA CONSULTING GROUP             | 29475       |           | ENGINEERING PLAN CHECK SERVICE  | 980.00    |
|             |           |                                         |             |           | Total :                         | 980.00    |
| 157329      | 1/14/2020 | 110205 ROSS & BARUZZINI, INC.           | 36086       | 037-09898 | CONSULTING SERVICES FOR ITS PRO | 45,616.72 |
|             |           |                                         |             |           | Total :                         | 45,616.72 |
| 157330      | 1/14/2020 | 118423 ROTEX                            | S133625     |           | PW AUTO PARTS                   | 85.00     |
|             |           |                                         |             |           | Total :                         | 85.00     |
| 157331      | 1/14/2020 | 100872 RYDIN                            | 365435      |           | BUSINESS LICENSE PERMITS        | 774.04    |
|             |           |                                         |             |           | Total :                         | 774.04    |
| 157332      | 1/14/2020 | 119126 S.B.R.P.C.A.                     | 03788       |           | PD AUTO PARTS                   | 216.76    |
|             |           |                                         |             |           | Total :                         | 216.76    |
| 157333      | 1/14/2020 | 119022 SAFEMART OF SOUTHERN, CALIFORNIA | 90793       |           | BLDG MAINT SUPPLIES             | 315.64    |
|             |           |                                         | 92557       |           | STREET MAINT SUPPLIES           | 10.95     |
|             |           |                                         | 92567       |           | PD PROGRAM SUPPLIES             | 8.81      |
|             |           |                                         | 92592       |           | PD PROGRAM SUPPLIES             | 9.09      |
|             |           |                                         |             |           | Total :                         | 344.49    |
| 157334      | 1/14/2020 | 119016 SAM'S CLUB                       | 4784        |           | REC PROGRAM SUPPLIES            | 491.97    |

Page: 16

vchlist  
01/10/2020 8:38:43AM

Voucher List  
CITY OF GARDENA

Page: 17

Bank code : usb

| Voucher | Date      | Vendor                             | Invoice       | PO #      | Description/Account                 | Amount    |
|---------|-----------|------------------------------------|---------------|-----------|-------------------------------------|-----------|
| 157334  | 1/14/2020 | 119016 SAM'S CLUB                  | (Continued)   |           |                                     |           |
|         |           |                                    | 667           |           | CHRISTMAS EVENT SUPPLIES            | 120.33    |
|         |           |                                    | 7661          |           | SR. CHRISTMAS LUNCHEON SUPPLIES     | 372.80    |
|         |           |                                    | 8522 11/27/19 |           | REC PROGRAM SUPPLIES                | 197.06    |
|         |           |                                    | 9520          |           | REC PROGRAM SUPPLIES                | 230.96    |
|         |           |                                    |               |           | Total :                             | 1,413.12  |
| 157335  | 1/14/2020 | 105685 SCHNUR, DIANA               | 010220        |           | MGMT ANNUAL HEALTH BENEFIT          | 314.00    |
|         |           |                                    |               |           | Total :                             | 314.00    |
| 157336  | 1/14/2020 | 108654 SECTRAN SECURITY INC.       | 19111731      |           | CURRENCY VERIFICATION - NOVEMBER    | 1,789.67  |
|         |           |                                    | 19120650      |           | ARMORED TRANSPORTATION SERVICE      | 734.50    |
|         |           |                                    | 19120651      |           | ARMORED TRANSPORTATION SERVICE      | 181.29    |
|         |           |                                    |               |           | Total :                             | 2,705.46  |
| 157337  | 1/14/2020 | 110609 SEDANO, JAVIER              | 311208        |           | CRAFT FAIR EVENT SUPPLIES           | 50.00     |
|         |           |                                    |               |           | Total :                             | 50.00     |
| 157338  | 1/14/2020 | 107736 SEQUEL CONTRACTORS, INC.    | 921 #2        | 024-00588 | LOCAL STREETS OVERLAY 2018, JN 92   | 38,543.16 |
|         |           |                                    |               |           | Total :                             | 38,543.16 |
| 157339  | 1/14/2020 | 107006 SHAMROCK COMPANIES          | 2337466       |           | FLAT HEAD SOCKET                    | 10.17     |
|         |           |                                    |               |           | Total :                             | 10.17     |
| 157340  | 1/14/2020 | 119233 SHERWIN-WILLIAMS CO.        | 8528-4 2019   |           | SIGNS/SIGNALS MAINT SUPPLIES        | 103.39    |
|         |           |                                    |               |           | Total :                             | 103.39    |
| 157341  | 1/14/2020 | 109918 SHIGE'S FOREIGN CAR SERVICE | 75795         |           | 2017 CHRYSLER 300 #C9 OIL & FILTER  | 25.00     |
|         |           |                                    | 77864         |           | 2009 FORD INTRCPTR #1310625 OIL &   | 45.67     |
|         |           |                                    | 77958         |           | 2016 FORD INTRCPTR #P07 SERVICE     | 803.49    |
|         |           |                                    | 77961         |           | 2014 FORD INTRCPTR #1442351 SERVICE | 341.29    |
|         |           |                                    | 77976         |           | 2012 CHEVY TAHOE #1089042 SERVICE   | 807.41    |
|         |           |                                    | 78045         |           | 2016 FORD INTRCPTR #1488058 SERVICE | 119.27    |
|         |           |                                    | 78046         |           | 2014 FORD INTRCPTR #1421253 SERVICE | 559.13    |
|         |           |                                    | 78155         |           | 2018 FORD INTRCPTR #1554880 OIL &   | 27.23     |
|         |           |                                    | 78170         |           | 2015 FORD INTRCPTR #1462841 SERVICE | 234.26    |
|         |           |                                    |               |           | Total :                             | 2,962.75  |

Page: 17

vchlist  
01/10/2020 8:38:43AM

Voucher List  
CITY OF GARDENA

Page: 18

Bank code : usb

| Voucher | Date      | Vendor                                   | Invoice                                      | PO #      | Description/Account                | Amount    |
|---------|-----------|------------------------------------------|----------------------------------------------|-----------|------------------------------------|-----------|
| 157342  | 1/14/2020 | 109896 SKYLINE FABRICATION, INC.         | 19005-37                                     |           | REPAIR BASKETBALL BRACKETS         | 290.00    |
|         |           |                                          |                                              |           | Total :                            | 290.00    |
| 157343  | 1/14/2020 | 119378 SMARDAN SUPPLY CO.                | S3459823                                     |           | 2"X150' FOIL TAPE                  | 35.65     |
|         |           |                                          |                                              |           | Total :                            | 35.65     |
| 157344  | 1/14/2020 | 119447 SOUTH BAY FORD                    | 640113                                       |           | PW AUTO PARTS                      | 74.64     |
|         |           |                                          |                                              |           | Total :                            | 74.64     |
| 157345  | 1/14/2020 | 619003 SOUTHERN CALIFORNIA EDISON        | 122419                                       |           | LIGHT & POWER                      | 55,055.98 |
|         |           |                                          |                                              |           | Total :                            | 55,055.98 |
| 157346  | 1/14/2020 | 103202 SOUTHERN COUNTIES LUBRICANTS, LLC | 111777<br>112394                             |           | P66 SHIELD CHOICE 5W20             | 2,094.68  |
|         |           |                                          |                                              |           | OLYMPUS OMEGA RED AF 50/50         | 985.28    |
|         |           |                                          |                                              |           | Total :                            | 3,079.96  |
| 157347  | 1/14/2020 | 108238 SPARKLETT'S                       | 14211220 120419                              |           | DRINKING WATER FILTRATION SYSTEM   | 36.99     |
|         |           |                                          |                                              |           | Total :                            | 36.99     |
| 157348  | 1/14/2020 | 104453 SPICERS PAPER, INC.               | 2342486                                      |           | PRINT SHOP PAPER                   | 1,266.37  |
|         |           |                                          |                                              |           | Total :                            | 1,266.37  |
| 157349  | 1/14/2020 | 119010 STAPLES ADVANTAGE                 | 3432079545<br>3432079546                     |           | ENGINEERING OFFICE SUPPLIES        | 69.28     |
|         |           |                                          |                                              |           | REC OFFICE SUPPLIES                | 42.69     |
|         |           |                                          |                                              |           | Total :                            | 111.97    |
| 157350  | 1/14/2020 | 106870 TENDER LOVING CARE CATERING, INC. | 12/16-12/31/19                               | 034-00411 | SENIOR FEEDING PROGRAM             | 8,628.65  |
|         |           |                                          |                                              |           | Total :                            | 8,628.65  |
| 157351  | 1/14/2020 | 110458 THE BUS COALITION                 | 10155                                        |           | BUS COALITION MEMBERSHIP DUES      | 750.00    |
|         |           |                                          |                                              |           | Total :                            | 750.00    |
| 157352  | 1/14/2020 | 110238 TIREHUB, LLC                      | 10213227<br>11335995<br>11352841<br>11800197 |           | TIRES - GY WRL SRA OWL 111S 265/70 | 1,677.85  |
|         |           |                                          |                                              |           | TIRES - GY WORL SRA OWL 265/75R16  | 496.21    |
|         |           |                                          |                                              |           | TIRES - WY WRL TRAILRUNNER 116T    | -239.01   |
|         |           |                                          |                                              |           | TIRES - GY EAGLE RS A POLICE BW 10 | 600.19    |
|         |           |                                          |                                              |           | Total :                            | 2,535.24  |

Page: 18

vchlist  
01/10/2020 8:38:43AM

Voucher List  
CITY OF GARDENA

Page: 19

Bank code : usb

| Voucher | Date      | Vendor                                      | Invoice                                                                                                         | PO # | Description/Account                                                                                                                                                                                                                   | Amount                                                                    |
|---------|-----------|---------------------------------------------|-----------------------------------------------------------------------------------------------------------------|------|---------------------------------------------------------------------------------------------------------------------------------------------------------------------------------------------------------------------------------------|---------------------------------------------------------------------------|
| 157353  | 1/14/2020 | 109411 TITAN LEGAL SERVICES, INC.           | SU323696-09-01<br>SU324597-04-01                                                                                |      | PROFESSIONAL SERVICES - S.HILL V.<br>PROFESSIONAL SERVICES - S.THOMA<br>Total :                                                                                                                                                       | 38.00<br>143.73<br>181.73                                                 |
| 157354  | 1/14/2020 | 105070 T-MOBILE USA, INC.                   | 9383078486                                                                                                      |      | GPS LOCATE - 11/13-12/05/19<br>Total :                                                                                                                                                                                                | 1,173.00<br>1,173.00                                                      |
| 157355  | 1/14/2020 | 109775 TOMS TRUCK CENTER NORTH COUNTY       | 1170011<br>1170077<br>1170614<br>1171062<br>1172260                                                             |      | GTRANS AUTO PARTS<br>GTRANS AUTO PARTS<br>GTRANS AUTO PARTS<br>GTRANS AUTO PARTS<br>GTRANS AUTO PARTS<br>Total :                                                                                                                      | 41.47<br>1,531.24<br>20.12<br>465.43<br>267.04<br>2,325.30                |
| 157356  | 1/14/2020 | 110910 TUMBLEWEED TRANSPORTATION            | 0013263                                                                                                         |      | SHUTTLE SERVICE - DAY CAMP FIELD<br>Total :                                                                                                                                                                                           | 1,542.50<br>1,542.50                                                      |
| 157357  | 1/14/2020 | 109900 U.S. BANK CORPORATE PAYMENT, SYSTEMS | BARRAGAN 12/23/19<br>BEEMAN 12/23/19<br>FCC 12/23/19<br>GOLDMAN 11/22/19<br>JONES 11/22/19<br>VERCELES 12/23/19 |      | CAL CARD STATEMENT 11/23-12/23/19<br>CAL CARD STATEMENT 11/23-12/23/19<br>CAL CARD STATEMENT 11/23-12/23/19<br>CAL CARD STATEMENT 10/23-11/22/19<br>CAL CARD STATEMENT 10/23-11/22/19<br>CAL CARD STATEMENT 11/23-12/23/19<br>Total : | 921.01<br>331.02<br>743.76<br>586.01<br>6,676.40<br>3,011.13<br>12,269.33 |
| 157358  | 1/14/2020 | 109220 U.S. BANK EQUIPMENT FINANCE          | 401065115<br>403405996                                                                                          |      | RICOH MPC4503 COPIER LEASE - CD~<br>RICOH MPC4503 COPIER LEASE - CD -<br>Total :                                                                                                                                                      | 150.81<br>150.81<br>301.62                                                |
| 157359  | 1/14/2020 | 104692 ULINE                                | 115061812                                                                                                       |      | BUS SHOP SUPPLIES<br>Total :                                                                                                                                                                                                          | 77.79<br>77.79                                                            |
| 157360  | 1/14/2020 | 121275 UNDERGROUND SERVICE ALERT, OF SC     | 1120190274<br>18dsbfe6299                                                                                       |      | NEW TICKETS<br>NEW TICKETS<br>Total :                                                                                                                                                                                                 | 117.25<br>73.69<br>190.94                                                 |
| 157361  | 1/14/2020 | 121407 UPS                                  | 649922509 12/14/19                                                                                              |      | SHIPPING SERVICE CHARGES                                                                                                                                                                                                              | 145.00                                                                    |

Page: 19

vchlist  
01/10/2020 8:38:43AM

Voucher List  
CITY OF GARDENA

Page: 20

Bank code : usb

| Voucher | Date      | Vendor                               | Invoice     | PO #      | Description/Account                | Amount   |
|---------|-----------|--------------------------------------|-------------|-----------|------------------------------------|----------|
| 157361  | 1/14/2020 | 121407 121407 UPS                    | (Continued) |           | Total :                            | 145.00   |
| 157362  | 1/14/2020 | 122050 VERIZON WIRELESS              | 9842538144  |           | REC CELL PHONE SERVICE             | 387.83   |
|         |           |                                      | 9844469285  |           | BUS CELL PHONE SERVICE~            | 646.08   |
|         |           |                                      | 9844614104  |           | CELL PHONE SERVICE                 | 448.81   |
|         |           |                                      |             |           | Total :                            | 1,482.72 |
| 157363  | 1/14/2020 | 105259 VINI'S PARTY RENTALS          | 27498       |           | RENTAL - CRAFT FAIR 8" BANQUET TAB | 374.00   |
|         |           |                                      | 27515       |           | RENTAL - BASKETBALL BANQUET TABI   | 140.00   |
|         |           |                                      |             |           | Total :                            | 514.00   |
| 157364  | 1/14/2020 | 104107 WAXIE SANITARY SUPPLY         | 78774313    |           | BUS WASH SUPPLIES                  | 160.83   |
|         |           |                                      |             |           | Total :                            | 160.83   |
| 157365  | 1/14/2020 | 110370 WESTERN COLLISION CENTER, INC | 1025        |           | 2014 FORD EXPLR #1421253 BODY REI  | 1,796.46 |
|         |           |                                      |             |           | Total :                            | 1,796.46 |
| 157366  | 1/14/2020 | 119387 WEX BANK                      | 62768570    |           | FUEL PURCHASES                     | 372.06   |
|         |           |                                      |             |           | Total :                            | 372.06   |
| 157367  | 1/14/2020 | 123050 WILLIAMS SCOTSMAN, INC.       | 7400750     | 035-00936 | MODULAR BUILDING RENTAL CPX-804    | 2,637.37 |
|         |           |                                      |             |           | Total :                            | 2,637.37 |
| 157368  | 1/14/2020 | 125001 YAMADA COMPANY, INC.          | 78614       |           | PARK MAINT SUPPLIES                | 126.90   |
|         |           |                                      |             |           | Total :                            | 126.90   |
| 157369  | 1/14/2020 | 110912 YANG, YACHU                   | 50018-0418  |           | PERMIT DEPOSIT REFUND - 14100 DE/  | 3,750.00 |
|         |           |                                      |             |           | Total :                            | 3,750.00 |
| 157370  | 1/14/2020 | 110914 YEE, IRENE                    | 120519      |           | REIMBURSEMENT - GPD PINK PATCH     | 14.31    |
|         |           |                                      |             |           | Total :                            | 14.31    |
| 157371  | 1/14/2020 | 103601 YINCOM                        | 6574        |           | COMPUTER REPLACEMENT PARTS         | 831.11   |
|         |           |                                      | 6576        |           | COMPUTER REPLACEMENT PARTS         | 120.23   |
|         |           |                                      | 6577        |           | COMPUTER REPLACEMENT PARTS         | 713.83   |
|         |           |                                      | 6579        |           | COMPUTER REPLACEMENT PARTS         | 209.86   |
|         |           |                                      | 6580        |           | IT REPLACEMENT PARTS               | 1,662.21 |
|         |           |                                      | 6581        |           | COMPUTER REPLACEMENT PARTS         | 164.14   |

Page: 20

vchlist  
01/10/2020 8:38:43AM

Voucher List  
CITY OF GARDENA

Page: 21

Bank code : usb

| Voucher | Date      | Vendor        | Invoice     | PO # | Description/Account        | Amount    |
|---------|-----------|---------------|-------------|------|----------------------------|-----------|
| 157371  | 1/14/2020 | 103601 YINCOM | (Continued) |      |                            |           |
|         |           |               | 6582        |      | COMPUTER REPLACEMENT PARTS | 439.75    |
|         |           |               | 6583        |      | COMPUTER REPLACEMENT PARTS | 147.33    |
|         |           |               | 6584        |      | IT COMPUTER PARTS          | 1,653.45  |
|         |           |               | 6585        |      | COMPUTER REPLACEMENT PARTS | 1,422.41  |
|         |           |               | 6587        |      | IT COMPUTER PARTS          | 1,662.21  |
|         |           |               | 6588        |      | IT COMPUTER PARTS          | 1,653.45  |
|         |           |               |             |      | Total :                    | 10,679.98 |

173 Vouchers for bank code : usb

Bank total : 2,109,038.44

173 Vouchers in this report

Total vouchers : 2,109,038.44

vchlist  
01/10/2020 8:38:43AM

Voucher List  
CITY OF GARDENA

Page: 22

Bank code : usb

| Voucher | Date | Vendor | Invoice | PO # | Description/Account | Amount |
|---------|------|--------|---------|------|---------------------|--------|
|---------|------|--------|---------|------|---------------------|--------|

CLAIMS VOUCHER APPROVAL

I hereby certify that the demands or claims covered by the checks listed on pages 1 to 21 inclusive of the check register are accurate and funds are available for payment thereof.

By:

  
Chief Fiscal Officer

This is to certify that the claims or demands covered by checks listed on pages 1 to 21 inclusive of the check register have been audited by the City Council of the City of Gardena and that all of the said checks are approved for payment except check numbers:

\_\_\_\_\_  
Mayor

1/14/20  
Date

\_\_\_\_\_  
Councilmember

\_\_\_\_\_  
Date

\_\_\_\_\_  
Councilmember

\_\_\_\_\_  
Date

Acknowledged:

\_\_\_\_\_  
Councilmember

\_\_\_\_\_  
Date

\_\_\_\_\_  
Councilmember

\_\_\_\_\_  
Date

Page: 22

# CITY OF GARDENA



## INVESTMENT REPORT **October 2019**

Reviewed: Deputy City Treasurer

Reviewed: Chief Fiscal Officer



# **City of Gardena Consolidated - Account #10647**

## **MONTHLY ACCOUNT STATEMENT**

OCTOBER 1, 2019 THROUGH OCTOBER 31, 2019

**Chandler Team:**

For questions about your account, please call (800) 317-4747,  
or contact [operations@chandlerasset.com](mailto:operations@chandlerasset.com)

**CHANDLER ASSET MANAGEMENT**  
[chandlerasset.com](http://chandlerasset.com)

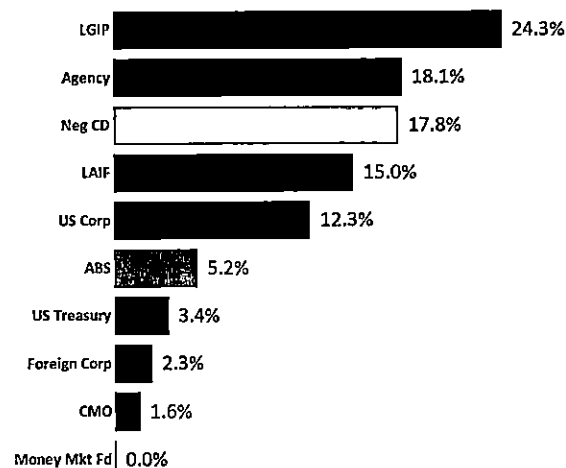
*Information contained herein is confidential. We urge you to compare this statement to the one you receive from your qualified custodian. Please see Important Disclosures.*



## PORTFOLIO CHARACTERISTICS

|                           |          |
|---------------------------|----------|
| Average Modified Duration | 0.93     |
| Average Coupon            | 2.10%    |
| Average Purchase YTM      | 1.97%    |
| Average Market YTM        | 1.80%    |
| Average S&P/Moody Rating  | AA-/Aa2  |
| Average Final Maturity    | 1.16 yrs |
| Average Life              | 1.02 yrs |

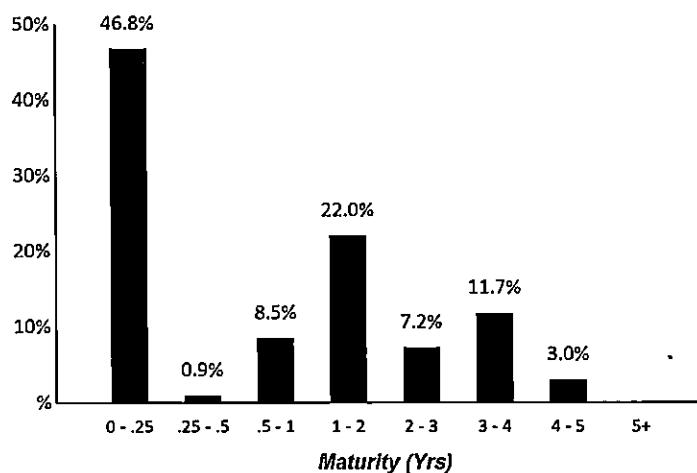
## SECTOR ALLOCATION



## ACCOUNT SUMMARY

|                    | Beg. Values<br>as of 9/30/19 | End Values<br>as of 10/31/19 |
|--------------------|------------------------------|------------------------------|
| Market Value       | 27,826,250                   | 26,575,874                   |
| Accrued Interest   | 114,026                      | 74,149                       |
| Total Market Value | 27,940,276                   | 26,650,022                   |
| Income Earned      | 50,931                       | 106,943                      |
| Cont/WD            |                              |                              |
| Par                | 21,917,202                   | 20,595,665                   |
| Book Value         | 27,732,822                   | 26,447,977                   |
| Cost Value         | 27,730,738                   | 26,446,395                   |

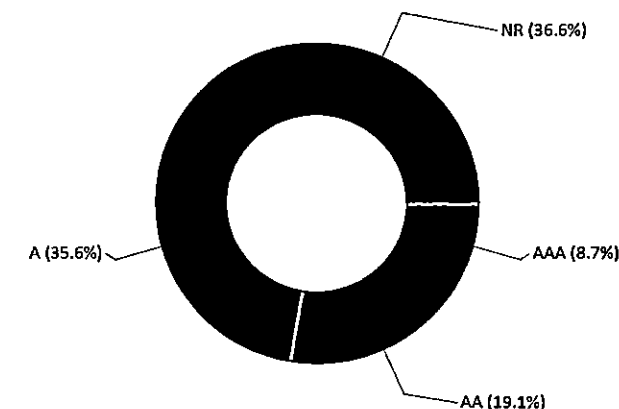
## MATURITY DISTRIBUTION



## TOP ISSUERS

|                                 |       |
|---------------------------------|-------|
| CalTrust                        | 24.3% |
| Local Agency Investment Fund    | 15.0% |
| Federal Home Loan Bank          | 7.8%  |
| Federal Home Loan Mortgage Corp | 6.7%  |
| Federal National Mortgage Assoc | 5.1%  |
| Government of United States     | 3.4%  |
| John Deere ABS                  | 2.2%  |
| American Express Credit         | 1.9%  |
| Total                           | 66.4% |

## CREDIT QUALITY (S&amp;P)





| CUSIP            | Security Description                                              | Par Value/Units     | Purchase Date<br>Book Yield | Cost Value<br>Book Value                   | Mkt Price<br>Mkt YTM | Market Value<br>Accrued Int.           | % of Port.<br>Gain/Loss         | Moody/S&P<br>Fitch             | Maturity<br>Duration       |
|------------------|-------------------------------------------------------------------|---------------------|-----------------------------|--------------------------------------------|----------------------|----------------------------------------|---------------------------------|--------------------------------|----------------------------|
| <b>ABS</b>       |                                                                   |                     |                             |                                            |                      |                                        |                                 |                                |                            |
| 43814WAB1        | Honda Auto Receivables Trust 2019-1<br>A2<br>2.75% Due 9/20/2021  | 130,000.00          | 02/19/2019<br>2.77%         | 129,991.63<br>129,993.84                   | 100.43<br>1.97%      | 130,561.08<br>129.10                   | 0.49%<br>567.24                 | NR / AAA<br>AAA                | 1.89<br>0.54               |
| 47788BAD6        | John Deere Owner Trust 2017-B A3<br>1.82% Due 10/15/2021          | 118,280.76          | 02/06/2019<br>2.91%         | 117,074.85<br>117,402.17                   | 99.91<br>2.06%       | 118,169.56<br>95.68                    | 0.44%<br>767.39                 | Aaa / NR<br>AAA                | 1.96<br>0.40               |
| 89238KAD4        | Toyota Auto Receivables Trust 2017-D<br>A3<br>1.93% Due 1/18/2022 | 194,278.77          | 02/05/2019<br>3.14%         | 191,979.30<br>192,549.89                   | 99.97<br>1.98%       | 194,227.08<br>135.40                   | 0.73%<br>1,677.19               | Aaa / AAA<br>NR                | 2.22<br>0.57               |
| 477870AB5        | John Deere Owner Trust 2019-B A2<br>2.28% Due 5/16/2022           | 200,000.00          | 10/30/2019<br>2.18%         | 200,281.25<br>200,280.95                   | 100.28<br>1.94%      | 200,567.60<br>202.67                   | 0.75%<br>286.65                 | Aaa / NR<br>AAA                | 2.54<br>0.81               |
| 89231PAD0        | Toyota Auto Receivables Trust 2018-D<br>A3<br>3.18% Due 3/15/2023 | 175,000.00          | 08/29/2019<br>1.98%         | 178,739.26<br>178,557.07                   | 101.97<br>1.88%      | 178,442.78<br>247.33                   | 0.67%<br>(114.29)               | Aaa / AAA<br>NR                | 3.37<br>1.48               |
| 47789JAD8        | John Deere Owner Trust 2019-A A3<br>2.91% Due 7/17/2023           | 250,000.00          | 08/27/2019<br>1.87%         | 255,205.08<br>254,970.15                   | 101.80<br>1.86%      | 254,495.50<br>323.33                   | 0.96%<br>(474.65)               | Aaa / NR<br>AAA                | 3.71<br>1.68               |
| 43815NAC8        | Honda Auto Receivables Trust 2019-3<br>A3<br>1.78% Due 8/15/2023  | 115,000.00          | 08/20/2019<br>1.79%         | 114,999.05<br>114,999.11                   | 99.89<br>1.84%       | 114,869.82<br>90.98                    | 0.43%<br>(129.29)               | Aaa / AAA<br>NR                | 3.79<br>2.31               |
| 92348AAA3        | Verizon Owner Trust 2019-C A1A<br>1.94% Due 4/22/2024             | 80,000.00           | 10/01/2019<br>1.95%         | 79,993.83<br>79,993.92                     | 100.03<br>1.93%      | 80,027.20<br>99.16                     | 0.30%<br>33.28                  | NR / AAA<br>AAA                | 4.48<br>2.36               |
| 65479JAD5        | Nissan Auto Receivables Owner 2019-C<br>A3<br>1.93% Due 7/15/2024 | 120,000.00          | 10/16/2019<br>1.94%         | 119,993.66<br>119,993.69                   | 100.25<br>1.83%      | 120,296.40<br>51.47                    | 0.45%<br>302.71                 | Aaa / AAA<br>NR                | 4.71<br>2.36               |
| <b>Total ABS</b> |                                                                   | <b>1,382,559.53</b> | <b>2.28%</b>                | <b>1,388,257.91</b><br><b>1,388,740.79</b> | <b>1.92%</b>         | <b>1,391,657.02</b><br><b>1,375.12</b> | <b>5.23%</b><br><b>2,916.23</b> | <b>Aaa / AAA</b><br><b>AAA</b> | <b>3.11</b><br><b>1.31</b> |
| <b>AGENCY</b>    |                                                                   |                     |                             |                                            |                      |                                        |                                 |                                |                            |
| 313384PE3        | FHLB Discount Note<br>1.65% Due 11/13/2019                        | 845,000.00          | 10/31/2019<br>1.67%         | 844,496.52<br>844,535.25                   | 99.95<br>1.67%       | 844,535.25<br>0.00                     | 3.17%<br>0.00                   | P-1 / A-1+<br>F-1+             | 0.04<br>0.04               |
| 3130A6LQ8        | FHLB Callable Note Qtrly 10/19/2017<br>1.7% Due 10/19/2020        | 500,000.00          | 10/06/2015<br>1.70%         | 500,000.00<br>500,000.00                   | 100.01<br>1.64%      | 500,045.50<br>283.33                   | 1.88%<br>45.50                  | Aaa / AA+<br>AAA               | 0.97<br>0.22               |
| 3134G95L7        | FHLMC Callable Note Qtrly 11/25/2016<br>1.6% Due 8/25/2021        | 1,000,000.00        | 08/04/2016<br>1.60%         | 1,000,000.00<br>1,000,000.00               | 99.52<br>1.87%       | 995,248.00<br>2,933.33                 | 3.75%<br>(4,752.00)             | Aaa / AA+<br>AAA               | 1.82<br>0.86               |

## Holdings Report

As of October 31, 2019



| CUSIP                          | Security Description                                     | Par Value/Units     | Purchase Date<br>Book Yield | Cost Value<br>Book Value                   | Mkt Price<br>Mkt YTM | Market Value<br>Accrued Int.            | % of Port.<br>Gain/Loss          | Moody/S&P<br>Fitch       | Maturity<br>Duration |
|--------------------------------|----------------------------------------------------------|---------------------|-----------------------------|--------------------------------------------|----------------------|-----------------------------------------|----------------------------------|--------------------------|----------------------|
| <b>AGENCY</b>                  |                                                          |                     |                             |                                            |                      |                                         |                                  |                          |                      |
| 3136G3Y25                      | FNMA Callable Note Qtrly 8/25/2017<br>1.5% Due 8/25/2021 | 1,000,000.00        | 08/04/2016<br>1.50%         | 1,000,000.00<br>1,000,000.00               | 99.46<br>1.80%       | 994,583.00<br>2,750.00                  | 3.74%<br>(5,417.00)              | Aaa / AA+<br>AAA         | 1.82<br>0.93         |
| 3137EADB2                      | FHLMC Note<br>2.375% Due 1/13/2022                       | 350,000.00          | 10/30/2019<br>1.69%         | 355,124.00<br>355,117.63                   | 101.73<br>1.57%      | 356,059.90<br>2,493.75                  | 1.35%<br>942.27                  | Aaa / AA+<br>AAA         | 2.21<br>2.13         |
| 3130ADRG9                      | FHLB Note<br>2.75% Due 3/10/2023                         | 350,000.00          | 04/11/2019<br>2.34%         | 355,330.50<br>354,572.73                   | 103.82<br>1.58%      | 363,360.55<br>1,363.54                  | 1.37%<br>8,787.82                | Aaa / AA+<br>NR          | 3.36<br>3.20         |
| 3135G0U43                      | FNMA Note<br>2.875% Due 9/12/2023                        | 350,000.00          | 09/25/2019<br>1.63%         | 366,702.00<br>366,286.47                   | 104.88<br>1.57%      | 367,093.30<br>1,369.62                  | 1.38%<br>806.83                  | Aaa / AA+<br>AAA         | 3.87<br>3.65         |
| 3130A0F70                      | FHLB Note<br>3.375% Due 12/8/2023                        | 350,000.00          | 10/30/2019<br>1.72%         | 372,781.50<br>372,766.30                   | 107.09<br>1.58%      | 374,811.15<br>4,692.19                  | 1.42%<br>2,044.85                | Aaa / AA+<br>AAA         | 4.11<br>3.80         |
| <b>Total Agency</b>            |                                                          | <b>4,745,000.00</b> | <b>1.68%</b>                | <b>4,794,434.52</b><br><b>4,793,278.38</b> | <b>1.71%</b>         | <b>4,795,736.65</b><br><b>15,885.76</b> | <b>18.05%</b><br><b>2,458.27</b> | <b>Aaa / AA+<br/>AAA</b> | <b>1.90<br/>1.38</b> |
| <b>CMO</b>                     |                                                          |                     |                             |                                            |                      |                                         |                                  |                          |                      |
| 3137BM6P6                      | FHLMC K721 A2<br>3.09% Due 8/25/2022                     | 135,000.00          | 06/26/2019<br>2.09%         | 138,701.95<br>138,297.75                   | 102.17<br>2.16%      | 137,928.15<br>347.63                    | 0.52%<br>(369.60)                | Aaa / NR<br>NR           | 2.82<br>2.48         |
| 3137B4GY6                      | FHLMC K032 A2<br>3.31% Due 5/25/2023                     | 275,000.00          | 07/23/2019<br>1.30%         | 285,881.84<br>285,119.57                   | 104.46<br>1.94%      | 287,257.85<br>151.71                    | 1.08%<br>2,138.28                | NR / NR<br>AAA           | 3.57<br>3.30         |
| <b>Total CMO</b>               |                                                          | <b>410,000.00</b>   | <b>1.56%</b>                | <b>424,583.79</b><br><b>423,417.32</b>     | <b>2.01%</b>         | <b>425,186.00</b><br><b>499.34</b>      | <b>1.60%</b><br><b>1,768.68</b>  | <b>Aaa / NR<br/>AAA</b>  | <b>3.32<br/>3.03</b> |
| <b>FOREIGN CORPORATE</b>       |                                                          |                     |                             |                                            |                      |                                         |                                  |                          |                      |
| 78012KKU0                      | Royal Bank of Canada Note<br>2.5% Due 1/19/2021          | 200,000.00          | 03/06/2019<br>2.86%         | 198,710.00<br>199,159.52                   | 100.90<br>1.75%      | 201,798.60<br>1,416.67                  | 0.76%<br>2,639.08                | Aa2 / AA-<br>AA          | 1.22<br>1.19         |
| 404280BA6                      | HSBC Holdings PLC Note<br>3.6% Due 5/25/2023             | 200,000.00          | 05/15/2019<br>2.97%         | 204,780.00<br>204,233.34                   | 104.45<br>2.29%      | 208,900.40<br>3,120.00                  | 0.80%<br>4,667.06                | A2 / A<br>AA-            | 3.57<br>3.30         |
| 89114QCB2                      | Toronto Dominion Bank Note<br>3.25% Due 3/11/2024        | 200,000.00          | 07/16/2019<br>2.49%         | 206,600.00<br>206,187.99                   | 104.89<br>2.07%      | 209,787.60<br>902.78                    | 0.79%<br>3,599.61                | Aa3 / A<br>AA-           | 4.36<br>4.05         |
| <b>Total Foreign Corporate</b> |                                                          | <b>600,000.00</b>   | <b>2.77%</b>                | <b>610,090.00</b><br><b>609,580.85</b>     | <b>2.04%</b>         | <b>620,486.60</b><br><b>5,439.45</b>    | <b>2.35%</b><br><b>10,905.75</b> | <b>A1 / A+<br/>AA-</b>   | <b>3.07<br/>2.87</b> |



| CUSIP                                  | Security Description                                            | Par Value/Units     | Purchase Date<br>Book Yield | Cost Value<br>Book Value                   | Mkt Price<br>Mkt YTM | Market Value<br>Accrued Int.           | % of Port.<br>Gain/Loss           | Moody/S&P<br>Fitch             | Maturity<br>Duration       |
|----------------------------------------|-----------------------------------------------------------------|---------------------|-----------------------------|--------------------------------------------|----------------------|----------------------------------------|-----------------------------------|--------------------------------|----------------------------|
| <b>LAIF</b>                            |                                                                 |                     |                             |                                            |                      |                                        |                                   |                                |                            |
| 90LAIF\$00                             | Local Agency Investment Fund State Pool                         | 3,989,981.06        | Various<br>2.16%            | 3,989,981.06<br>3,989,981.06               | 1.00<br>2.16%        | 3,989,981.06<br>8,831.40               | 15.00%<br>0.00                    | NR / NR<br>NR                  | 0.00<br>0.00               |
| <b>Total LAIF</b>                      |                                                                 | <b>3,989,981.06</b> | <b>2.16%</b>                | <b>3,989,981.06</b><br><b>3,989,981.06</b> | <b>2.16%</b>         | <b>3,989,981.06</b><br><b>8,831.40</b> | <b>15.00%</b><br><b>0.00</b>      | <b>NR / NR</b><br><b>NR</b>    | <b>0.00</b><br><b>0.00</b> |
| <b>LOCAL GOV INVESTMENT POOL</b>       |                                                                 |                     |                             |                                            |                      |                                        |                                   |                                |                            |
| 09CATR\$05                             | CalTrust Medium Term Fund                                       | 639,702.23          | Various<br>1.78%            | 6,433,070.48<br>6,433,070.48               | 10.11<br>1.78%       | 6,467,389.57<br>0.00                   | 24.27%<br>34,319.09               | NR / A+<br>NR                  | 0.00<br>0.00               |
| <b>Total Local Gov Investment Pool</b> |                                                                 | <b>639,702.23</b>   | <b>1.78%</b>                | <b>6,433,070.48</b><br><b>6,433,070.48</b> | <b>1.78%</b>         | <b>6,467,389.57</b><br><b>0.00</b>     | <b>24.27%</b><br><b>34,319.09</b> | <b>NR / A+</b><br><b>NR</b>    | <b>0.00</b><br><b>0.00</b> |
| <b>MONEY MARKET-FUND FI</b>            |                                                                 |                     |                             |                                            |                      |                                        |                                   |                                |                            |
| 31846V203                              | First American Govt Obligation Fund Class Y                     | 4,421.90            | Various<br>1.44%            | 4,421.90<br>4,421.90                       | 1.00<br>1.44%        | 4,421.90<br>0.00                       | 0.02%<br>0.00                     | Aaa / AAA<br>AAA               | 0.00<br>0.00               |
| <b>Total Money Market Fund FI</b>      |                                                                 | <b>4,421.90</b>     | <b>1.44%</b>                | <b>4,421.90</b><br><b>4,421.90</b>         | <b>1.44%</b>         | <b>4,421.90</b><br><b>0.00</b>         | <b>0.02%</b><br><b>0.00</b>       | <b>Aaa / AAA</b><br><b>AAA</b> | <b>0.00</b><br><b>0.00</b> |
| <b>NEGOTIABLE CD</b>                   |                                                                 |                     |                             |                                            |                      |                                        |                                   |                                |                            |
| 063248EY0                              | Bank Leumi USA NY Negotiable CD<br>2% Due 12/17/2019            | 248,000.00          | 12/12/2014<br>2.00%         | 248,000.00<br>248,000.00                   | 100.07<br>1.46%      | 248,167.90<br>1,861.70                 | 0.94%<br>167.90                   | NR / NR<br>NR                  | 0.13<br>0.13               |
| 63969ABR4                              | Nebraska State Bank & Trust Negotiable CD<br>1.2% Due 1/15/2020 | 248,000.00          | 03/31/2016<br>1.20%         | 248,000.00<br>248,000.00                   | 100.02<br>1.11%      | 248,045.63<br>138.61                   | 0.93%<br>45.63                    | NR / NR<br>NR                  | 0.21<br>0.21               |
| 31938QL36                              | First Business Negotiable CD<br>1.55% Due 3/6/2020              | 248,000.00          | 04/28/2015<br>1.54%         | 248,000.00<br>248,000.00                   | 99.99<br>1.57%       | 247,983.63<br>1,864.08                 | 0.94%<br>(16.37)                  | NR / NR<br>NR                  | 0.35<br>0.34               |
| 02587DXU7                              | American Express Centurion Negotiable CD<br>2% Due 5/7/2020     | 250,000.00          | 05/06/2015<br>2.00%         | 250,000.00<br>250,000.00                   | 100.18<br>1.65%      | 250,450.25<br>2,438.36                 | 0.95%<br>450.25                   | NR / NR<br>NR                  | 0.52<br>0.51               |

## Holdings Report

As of October 31, 2019



| CUSIP                | Security Description                                              | Par Value/Units | Purchase Date<br>Book Yield | Cost Value<br>Book Value | Mkt Price<br>Mkt YTM | Market Value<br>Accrued Int. | % of Port.<br>Gain/Loss | Moody/S&P<br>Fitch | Maturity<br>Duration |
|----------------------|-------------------------------------------------------------------|-----------------|-----------------------------|--------------------------|----------------------|------------------------------|-------------------------|--------------------|----------------------|
| <b>NEGOTIABLE CD</b> |                                                                   |                 |                             |                          |                      |                              |                         |                    |                      |
| 254672NN4            | Discover Bank Negotiable CD<br>2% Due 5/13/2020                   | 250,000.00      | 05/06/2015<br>2.00%         | 250,000.00<br>250,000.00 | 100.21<br>1.60%      | 250,531.00<br>2,356.16       | 0.95%<br>531.00         | NR / NR<br>NR      | 0.53<br>0.53         |
| 684000\$09           | Opus Bank Collateralized CD<br>0.25% Due 6/28/2020                | 250,000.00      | 06/28/2019<br>0.25%         | 250,000.00<br>250,000.00 | 100.00<br>0.25%      | 250,000.00<br>10.26          | 0.94%<br>0.00           | NR / NR<br>NR      | 0.66<br>0.66         |
| 02587CFZ8            | American Express Negotiable CD<br>1.95% Due 9/8/2020              | 250,000.00      | 08/29/2017<br>1.94%         | 250,000.00<br>250,000.00 | 100.26<br>1.64%      | 250,646.50<br>747.95         | 0.94%<br>646.50         | NR / NR<br>NR      | 0.86<br>0.85         |
| 88413QBQ0            | Third Fed Sav&Ln Cleveland Negotiable<br>CD<br>1.9% Due 9/15/2020 | 250,000.00      | 08/29/2017<br>1.90%         | 250,000.00<br>250,000.00 | 100.21<br>1.65%      | 250,536.75<br>611.64         | 0.94%<br>536.75         | NR / NR<br>NR      | 0.88<br>0.87         |
| 05580ACZ5            | BMW Corp Negotiable CD<br>2.2% Due 9/30/2020                      | 248,000.00      | 09/24/2015<br>2.20%         | 248,000.00<br>248,000.00 | 100.53<br>1.62%      | 249,311.42<br>478.33         | 0.94%<br>1,311.42       | NR / NR<br>NR      | 0.92<br>0.91         |
| 14042RAK7            | CAPITAL ONE Negotiable CD<br>2.25% Due 9/30/2020                  | 248,000.00      | 09/24/2015<br>2.25%         | 248,000.00<br>248,000.00 | 100.53<br>1.67%      | 249,310.93<br>489.21         | 0.94%<br>1,310.93       | NR / NR<br>NR      | 0.92<br>0.91         |
| 38148J3E9            | Goldman Sachs Bank USA Negotiable<br>CD<br>2.3% Due 11/25/2020    | 245,000.00      | 11/17/2015<br>2.30%         | 245,000.00<br>245,000.00 | 100.52<br>1.81%      | 246,277.92<br>2,470.14       | 0.93%<br>1,277.92       | NR / NR<br>NR      | 1.07<br>1.05         |
| 98878BER5            | Zions Bank Negotiable CD<br>1.7% Due 2/16/2021                    | 248,000.00      | 02/09/2017<br>1.70%         | 248,000.00<br>248,000.00 | 99.97<br>1.72%       | 247,932.05<br>889.40         | 0.93%<br>(67.95)        | NR / NR<br>NR      | 1.30<br>1.28         |
| 46147URQ5            | Investors Community Bank Negotiable<br>CD<br>1.5% Due 2/26/2021   | 248,000.00      | 03/31/2016<br>1.50%         | 248,000.00<br>248,000.00 | 100.21<br>1.35%      | 248,511.38<br>315.95         | 0.93%<br>511.38         | NR / NR<br>NR      | 1.33<br>1.30         |
| 48714LAC3            | Kearny Bank Negotiable CD<br>1.75% Due 3/1/2021                   | 248,000.00      | 02/09/2017<br>1.73%         | 248,000.00<br>248,000.00 | 100.03<br>1.72%      | 248,085.06<br>772.88         | 0.93%<br>85.06          | NR / NR<br>NR      | 1.33<br>1.31         |
| 140420XR6            | Capital One Bank USA NA Negotiable CD<br>1.7% Due 4/6/2021        | 248,000.00      | 03/30/2016<br>1.70%         | 248,000.00<br>248,000.00 | 100.24<br>1.53%      | 248,596.19<br>300.32         | 0.93%<br>596.19         | NR / NR<br>NR      | 1.43<br>1.41         |
| 55266CRD0            | MB Financial Bank NA Negotiable CD<br>1.4% Due 4/15/2021          | 248,000.00      | 03/31/2016<br>1.40%         | 248,000.00<br>248,000.00 | 100.24<br>1.23%      | 248,602.39<br>161.71         | 0.93%<br>602.39         | NR / NR<br>NR      | 1.46<br>1.44         |
| 87164XMJ2            | Synchrony Bank Negotiable CD<br>1.55% Due 6/29/2021               | 248,000.00      | 06/24/2016<br>1.55%         | 248,000.00<br>248,000.00 | 99.76<br>1.70%       | 247,405.54<br>1,316.44       | 0.93%<br>(594.46)       | NR / NR<br>NR      | 1.66<br>1.63         |
| 08173QBS4            | Beneficial Bank Negotiable CD<br>1.55% Due 10/7/2021              | 248,000.00      | 09/20/2016<br>1.55%         | 248,000.00<br>248,000.00 | 99.42<br>1.86%       | 246,560.86<br>263.29         | 0.93%<br>(1,439.14)     | NR / NR<br>NR      | 1.94<br>1.90         |



| CUSIP                      | Security Description                                                       | Par Value/Units     | Purchase Date<br>Book Yield | Cost Value<br>Book Value | Mkt Price<br>Mkt YTM | Market Value<br>Accrued Int.            | % of Port.<br>Gain/Loss          | Moody/S&P<br>Fitch          | Maturity<br>Duration       |
|----------------------------|----------------------------------------------------------------------------|---------------------|-----------------------------|--------------------------|----------------------|-----------------------------------------|----------------------------------|-----------------------------|----------------------------|
| <b>NEGOTIABLE CD</b>       |                                                                            |                     |                             |                          |                      |                                         |                                  |                             |                            |
| 29976D2F6                  | Everbank Negotiable CD<br>2.05% Due 2/14/2022                              | 248,000.00          | 02/09/2017<br>2.04%         | 248,000.00<br>248,000.00 | 100.54<br>1.81%      | 249,347.88<br>1,002.87                  | 0.94%<br>1,347.88                | NR / NR<br>NR               | 2.29<br>2.22               |
| <b>Total Negotiable CD</b> |                                                                            | <b>4,719,000.00</b> | <b>1.72%</b>                | <b>4,719,000.00</b>      | <b>1.52%</b>         | <b>4,726,303.28</b><br><b>18,489.30</b> | <b>17.80%</b><br><b>7,303.28</b> | <b>NR / NR</b><br><b>NR</b> | <b>1.04</b><br><b>1.02</b> |
| <b>US CORPORATE</b>        |                                                                            |                     |                             |                          |                      |                                         |                                  |                             |                            |
| 06051GFW4                  | Bank of America Corp Note<br>2.625% Due 4/19/2021                          | 200,000.00          | 04/25/2019<br>2.69%         | 199,750.00<br>199,814.49 | 101.07<br>1.88%      | 202,139.20<br>175.00                    | 0.76%<br>2,324.71                | A2 / A-<br>A+               | 1.47<br>1.43               |
| 857477AV5                  | State Street Bank Note<br>1.95% Due 5/19/2021                              | 200,000.00          | 04/30/2019<br>2.64%         | 197,280.00<br>197,945.45 | 100.15<br>1.85%      | 200,307.80<br>1,755.00                  | 0.76%<br>2,362.35                | A1 / A<br>AA-               | 1.55<br>1.51               |
| 808513AW5                  | Charles Schwab Corp Callable Note<br>Cont 4/21/2021<br>3.25% Due 5/21/2021 | 200,000.00          | 04/25/2019<br>2.66%         | 202,274.00<br>201,688.99 | 102.14<br>1.77%      | 204,286.80<br>2,888.89                  | 0.78%<br>2,597.81                | A2 / A<br>A                 | 1.56<br>1.42               |
| 02665WBF7                  | American Honda Finance Note<br>1.65% Due 7/12/2021                         | 200,000.00          | 07/30/2019<br>2.26%         | 197,692.00<br>197,993.47 | 99.69<br>1.84%       | 199,374.40<br>999.17                    | 0.75%<br>1,380.93                | A2 / A<br>NR                | 1.70<br>1.66               |
| 69371RP42                  | Paccar Financial Corp Note<br>3.15% Due 8/9/2021                           | 200,000.00          | 04/24/2019<br>2.74%         | 201,814.00<br>201,403.90 | 102.44<br>1.74%      | 204,882.80<br>1,435.00                  | 0.77%<br>3,478.90                | A1 / A+<br>NR               | 1.78<br>1.71               |
| 46623EKG3                  | JP Morgan Chase Callable Note 1X<br>8/15/2020<br>2.295% Due 8/15/2021      | 200,000.00          | 05/16/2019<br>2.73%         | 198,108.00<br>198,489.64 | 100.17<br>2.08%      | 200,332.80<br>969.00                    | 0.76%<br>1,843.16                | A2 / A-<br>AA-              | 1.79<br>0.78               |
| 68389XBK0                  | Oracle Corp Callable Note Cont<br>8/15/2021<br>1.9% Due 9/15/2021          | 200,000.00          | 04/11/2019<br>2.66%         | 196,464.00<br>197,264.00 | 100.21<br>1.78%      | 200,413.60<br>485.56                    | 0.75%<br>3,149.60                | A1 / A+<br>A                | 1.88<br>1.75               |
| 69353RFB9                  | PNC Bank Callable Note Cont 1/18/2022<br>2.625% Due 2/17/2022              | 250,000.00          | 02/21/2019<br>3.07%         | 246,827.50<br>247,553.56 | 101.58<br>1.89%      | 253,938.50<br>1,348.96                  | 0.96%<br>6,384.94                | A2 / A<br>A+                | 2.30<br>2.14               |
| 459200JX0                  | IBM Corp Note<br>2.85% Due 5/13/2022                                       | 200,000.00          | 05/16/2019<br>2.80%         | 200,300.00<br>200,254.55 | 102.31<br>1.91%      | 204,615.00<br>2,628.33                  | 0.78%<br>4,360.45                | A2 / A<br>NR                | 2.53<br>2.41               |
| 24422ETV1                  | John Deere Capital Corp Note<br>2.15% Due 9/8/2022                         | 305,000.00          | 04/17/2019<br>2.78%         | 298,851.20<br>299,812.11 | 100.78<br>1.87%      | 307,385.10<br>965.41                    | 1.16%<br>7,572.99                | A2 / A<br>A                 | 2.86<br>2.75               |



| CUSIP                                  | Security Description                                                         | Par Value/Units      | Purchase Date<br>Book Yield | Cost Value<br>Book Value               | Mkt Price<br>Mkt YTM | Market Value<br>Accrued Int.       | % of Port.<br>Gain/Loss       | Moody/S&P<br>Fitch       | Maturity<br>Duration |
|----------------------------------------|------------------------------------------------------------------------------|----------------------|-----------------------------|----------------------------------------|----------------------|------------------------------------|-------------------------------|--------------------------|----------------------|
| <b>US CORPORATE</b>                    |                                                                              |                      |                             |                                        |                      |                                    |                               |                          |                      |
| 89236TEL5                              | Toyota Motor Credit Corp Note<br>2.7% Due 1/11/2023                          | 200,000.00           | 04/25/2019<br>2.72%         | 199,856.00<br>199,875.80               | 102.79<br>1.80%      | 205,582.40<br>1,650.00             | 0.78%<br>5,706.60             | Aa3 / AA-<br>A+          | 3.20<br>3.03         |
| 949746SK8                              | Wells Fargo Company Callable Note 1X<br>1/24/2023<br>3.069% Due 1/24/2023    | 200,000.00           | 04/29/2019<br>3.00%         | 200,338.00<br>200,275.47               | 101.96<br>2.16%      | 203,924.20<br>1,653.85             | 0.77%<br>3,648.73             | A2 / A-<br>A+            | 3.24<br>2.63         |
| 037833AK6                              | Apple Inc Note<br>2.4% Due 5/3/2023                                          | 200,000.00           | 03/11/2019<br>2.79%         | 196,968.00<br>197,435.23               | 101.79<br>1.87%      | 203,571.20<br>2,373.33             | 0.77%<br>6,135.97             | Aa1 / AA+<br>NR          | 3.51<br>3.31         |
| 90331HNV1                              | US Bank NA Callable Note Cont<br>6/23/2023<br>3.4% Due 7/24/2023             | 250,000.00           | 05/17/2019<br>2.70%         | 256,695.00<br>255,960.07               | 105.09<br>1.94%      | 262,722.00<br>2,290.28             | 0.99%<br>6,761.93             | A1 / AA-<br>AA-          | 3.73<br>3.40         |
| 06406FAD5                              | Bank of NY Mellon Corp Callable Note<br>Cont 6/16/2023<br>2.2% Due 8/16/2023 | 200,000.00           | 04/11/2019<br>2.90%         | 194,298.00<br>195,017.95               | 100.58<br>2.03%      | 201,152.00<br>916.67               | 0.76%<br>6,134.05             | A1 / A<br>AA-            | 3.79<br>3.46         |
| <b>Total US Corporate</b>              |                                                                              | <b>3,205,000.00</b>  | <b>2.75%</b>                | <b>3,187,515.70<br/>3,190,784.68</b>   | <b>1.89%</b>         | <b>3,254,627.80<br/>22,534.45</b>  | <b>12.30%<br/>63,843.12</b>   | <b>A1 / A<br/>A+</b>     | <b>2.50<br/>2.27</b> |
| <b>US TREASURY</b>                     |                                                                              |                      |                             |                                        |                      |                                    |                               |                          |                      |
| 912796WF2                              | US Treasury Bill<br>1.526% Due 11/26/2019                                    | 650,000.00           | 10/31/2019<br>1.55%         | 649,283.86<br>649,311.40               | 99.89<br>1.55%       | 649,311.40<br>0.00                 | 2.44%<br>0.00                 | P-1 / A-1+<br>F-1+       | 0.07<br>0.07         |
| 912828M80                              | US Treasury Note<br>2% Due 11/30/2022                                        | 110,000.00           | 09/12/2019<br>1.63%         | 111,284.76<br>111,231.14               | 101.42<br>1.53%      | 111,559.80<br>925.68               | 0.42%<br>328.66               | Aaa / AA+<br>AAA         | 3.08<br>2.96         |
| 912828T26                              | US Treasury Note<br>1.375% Due 9/30/2023                                     | 140,000.00           | 04/11/2019<br>2.31%         | 134,471.09<br>135,158.82               | 99.44<br>1.52%       | 139,212.50<br>168.31               | 0.52%<br>4,053.68             | Aaa / AA+<br>AAA         | 3.92<br>3.79         |
| <b>Total US Treasury</b>               |                                                                              | <b>900,000.00</b>    | <b>1.67%</b>                | <b>895,039.71<br/>895,701.36</b>       | <b>1.54%</b>         | <b>900,083.70<br/>1,093.99</b>     | <b>3.38%<br/>4,382.34</b>     | <b>Aaa / AAA<br/>AAA</b> | <b>1.04<br/>1.01</b> |
| <b>TOTAL PORTFOLIO</b>                 |                                                                              | <b>20,595,664.72</b> | <b>1.97%</b>                | <b>26,446,395.07<br/>26,447,976.82</b> | <b>1.80%</b>         | <b>26,575,873.58<br/>74,148.81</b> | <b>100.00%<br/>127,896.76</b> | <b>Aa2 / AA-<br/>AA+</b> | <b>1.16<br/>0.93</b> |
| <b>TOTAL MARKET VALUE PLUS ACCRUED</b> |                                                                              |                      |                             |                                        |                      | <b>26,650,022.39</b>               |                               |                          |                      |



| Transaction Type    | Settlement Date | CUSIP     | Quantity   | Security Description                               | Price  | Acq/Disp Yield | Amount     | Interest Pur/Sold | Total Amount | Gain/Loss |
|---------------------|-----------------|-----------|------------|----------------------------------------------------|--------|----------------|------------|-------------------|--------------|-----------|
| <b>ACQUISITIONS</b> |                 |           |            |                                                    |        |                |            |                   |              |           |
| Purchase            | 10/01/2019      | 31846V203 | 305.75     | First American Govt Obligation Fund Class Y        | 1.000  | 1.57%          | 305.75     | 0.00              | 305.75       | 0.00      |
| Purchase            | 10/01/2019      | 31846V203 | 358.75     | First American Govt Obligation Fund Class Y        | 1.000  | 1.57%          | 358.75     | 0.00              | 358.75       | 0.00      |
| Purchase            | 10/06/2019      | 31846V203 | 2,113.78   | First American Govt Obligation Fund Class Y        | 1.000  | 1.57%          | 2,113.78   | 0.00              | 2,113.78     | 0.00      |
| Purchase            | 10/07/2019      | 31846V203 | 1,927.27   | First American Govt Obligation Fund Class Y        | 1.000  | 1.57%          | 1,927.27   | 0.00              | 1,927.27     | 0.00      |
| Purchase            | 10/08/2019      | 31846V203 | 41,026.34  | First American Govt Obligation Fund Class Y        | 1.000  | 1.57%          | 41,026.34  | 0.00              | 41,026.34    | 0.00      |
| Purchase            | 10/08/2019      | 92348AAA3 | 80,000.00  | Verizon Owner Trust 2019-C A1A 1.94% Due 4/22/2024 | 99.992 | 1.95%          | 79,993.83  | 0.00              | 79,993.83    | 0.00      |
| Purchase            | 10/13/2019      | 31846V203 | 339.04     | First American Govt Obligation Fund Class Y        | 1.000  | 1.57%          | 339.04     | 0.00              | 339.04       | 0.00      |
| Purchase            | 10/15/2019      | 31846V203 | 250,000.00 | First American Govt Obligation Fund Class Y        | 1.000  | 1.57%          | 250,000.00 | 0.00              | 250,000.00   | 0.00      |
| Purchase            | 10/15/2019      | 31846V203 | 552.57     | First American Govt Obligation Fund Class Y        | 1.000  | 1.57%          | 552.57     | 0.00              | 552.57       | 0.00      |
| Purchase            | 10/15/2019      | 31846V203 | 463.75     | First American Govt Obligation Fund Class Y        | 1.000  | 1.57%          | 463.75     | 0.00              | 463.75       | 0.00      |
| Purchase            | 10/15/2019      | 31846V203 | 606.25     | First American Govt Obligation Fund Class Y        | 1.000  | 1.57%          | 606.25     | 0.00              | 606.25       | 0.00      |
| Purchase            | 10/15/2019      | 31846V203 | 170.58     | First American Govt Obligation Fund Class Y        | 1.000  | 1.57%          | 170.58     | 0.00              | 170.58       | 0.00      |
| Purchase            | 10/15/2019      | 31846V203 | 12,700.93  | First American Govt Obligation Fund Class Y        | 1.000  | 1.57%          | 12,700.93  | 0.00              | 12,700.93    | 0.00      |
| Purchase            | 10/15/2019      | 31846V203 | 15,057.37  | First American Govt Obligation Fund Class Y        | 1.000  | 1.57%          | 15,057.37  | 0.00              | 15,057.37    | 0.00      |
| Purchase            | 10/18/2019      | 31846V203 | 250,000.00 | First American Govt Obligation Fund Class Y        | 1.000  | 1.57%          | 250,000.00 | 0.00              | 250,000.00   | 0.00      |
| Purchase            | 10/18/2019      | 31846V203 | 316.44     | First American Govt Obligation Fund Class Y        | 1.000  | 1.57%          | 316.44     | 0.00              | 316.44       | 0.00      |

## Transaction Ledger

As of October 31, 2019



| Transaction Type    | Settlement Date | CUSIP      | Quantity            | Security Description                                           | Price   | Acq/Disp Yield | Amount              | Interest Pur/Sold | Total Amount        | Gain/Loss   |
|---------------------|-----------------|------------|---------------------|----------------------------------------------------------------|---------|----------------|---------------------|-------------------|---------------------|-------------|
| <b>ACQUISITIONS</b> |                 |            |                     |                                                                |         |                |                     |                   |                     |             |
| Purchase            | 10/18/2019      | 31846V203  | 297.92              | First American Govt Obligation Fund Class Y                    | 1.000   | 1.57%          | 297.92              | 0.00              | 297.92              | 0.00        |
| Purchase            | 10/18/2019      | 90LAIF\$00 | 59,294.80           | Local Agency Investment Fund State Pool                        | 1.000   | 2.25%          | 59,294.80           | 0.00              | 59,294.80           | 0.00        |
| Purchase            | 10/19/2019      | 31846V203  | 6,875.00            | First American Govt Obligation Fund Class Y                    | 1.000   | 1.57%          | 6,875.00            | 0.00              | 6,875.00            | 0.00        |
| Purchase            | 10/23/2019      | 65479JAD5  | 120,000.00          | Nissan Auto Receivables Owner 2019-C A3<br>1.93% Due 7/15/2024 | 99.995  | 1.94%          | 119,993.66          | 0.00              | 119,993.66          | 0.00        |
| Purchase            | 10/25/2019      | 31846V203  | 347.63              | First American Govt Obligation Fund Class Y                    | 1.000   | 1.57%          | 347.63              | 0.00              | 347.63              | 0.00        |
| Purchase            | 10/25/2019      | 31846V203  | 758.54              | First American Govt Obligation Fund Class Y                    | 1.000   | 1.57%          | 758.54              | 0.00              | 758.54              | 0.00        |
| Purchase            | 10/26/2019      | 31846V203  | 1,005,000.00        | First American Govt Obligation Fund Class Y                    | 1.000   | 1.57%          | 1,005,000.00        | 0.00              | 1,005,000.00        | 0.00        |
| Purchase            | 10/26/2019      | 31846V203  | 1,005,375.00        | First American Govt Obligation Fund Class Y                    | 1.000   | 1.57%          | 1,005,375.00        | 0.00              | 1,005,375.00        | 0.00        |
| Purchase            | 10/29/2019      | 90LAIF\$00 | 1,500,000.00        | Local Agency Investment Fund State Pool                        | 1.000   | 2.25%          | 1,500,000.00        | 0.00              | 1,500,000.00        | 0.00        |
| Purchase            | 10/31/2019      | 09CATR\$05 | 1,142.18            | CalTrust Medium Term Fund                                      | 10.110  | 1.78%          | 11,547.48           | 0.00              | 11,547.48           | 0.00        |
| Purchase            | 10/31/2019      | 3130A0F70  | 350,000.00          | FHLB Note<br>3.375% Due 12/8/2023                              | 106.509 | 1.72%          | 372,781.50          | 4,692.19          | 377,473.69          | 0.00        |
| Purchase            | 10/31/2019      | 313384PE3  | 845,000.00          | FHLB Discount Note<br>1.65% Due 11/13/2019                     | 99.940  | 1.67%          | 844,496.52          | 0.00              | 844,496.52          | 0.00        |
| Purchase            | 10/31/2019      | 3137EADB2  | 350,000.00          | FHLMC Note<br>2.375% Due 1/13/2022                             | 101.464 | 1.69%          | 355,124.00          | 2,493.75          | 357,617.75          | 0.00        |
| Purchase            | 10/31/2019      | 477870AB5  | 200,000.00          | John Deere Owner Trust 2019-B A2<br>2.28% Due 5/16/2022        | 100.141 | 2.18%          | 200,281.25          | 202.67            | 200,483.92          | 0.00        |
| Purchase            | 10/31/2019      | 912796WF2  | 650,000.00          | US Treasury Bill<br>1.526% Due 11/26/2019                      | 99.890  | 1.55%          | 649,283.86          | 0.00              | 649,283.86          | 0.00        |
| <b>Subtotal</b>     |                 |            | <b>6,750,029.89</b> |                                                                |         |                | <b>6,787,389.81</b> | <b>7,388.61</b>   | <b>6,794,778.42</b> | <b>0.00</b> |



| Transaction Type          | Settlement Date | CUSIP     | Quantity            | Security Description                                    | Price   | Acq/Disp Yield | Amount              | Interest Pur/Sold | Total Amount        | Gain/Loss     |
|---------------------------|-----------------|-----------|---------------------|---------------------------------------------------------|---------|----------------|---------------------|-------------------|---------------------|---------------|
| <b>ACQUISITIONS</b>       |                 |           |                     |                                                         |         |                |                     |                   |                     |               |
| Short Sale                | 10/08/2019      | 31846V203 | -79,993.83          | First American Govt Obligation Fund Class Y             | 1.000   |                | -79,993.83          | 0.00              | -79,993.83          | 0.00          |
| <b>Subtotal</b>           |                 |           | <b>-79,993.83</b>   |                                                         |         |                | <b>-79,993.83</b>   | <b>0.00</b>       | <b>-79,993.83</b>   | <b>0.00</b>   |
| <b>TOTAL ACQUISITIONS</b> |                 |           | <b>6,670,036.06</b> |                                                         |         |                | <b>6,707,395.98</b> | <b>7,388.61</b>   | <b>6,714,784.59</b> | <b>0.00</b>   |
| <b>DISPOSITIONS</b>       |                 |           |                     |                                                         |         |                |                     |                   |                     |               |
| Closing Purchase          | 10/08/2019      | 31846V203 | -79,993.83          | First American Govt Obligation Fund Class Y             | 1.000   |                | -79,993.83          | 0.00              | -79,993.83          | 0.00          |
| <b>Subtotal</b>           |                 |           | <b>-79,993.83</b>   |                                                         |         |                | <b>-79,993.83</b>   | <b>0.00</b>       | <b>-79,993.83</b>   | <b>0.00</b>   |
| Sale                      | 10/08/2019      | 31846V203 | 79,993.83           | First American Govt Obligation Fund Class Y             | 1.000   | 1.57%          | 79,993.83           | 0.00              | 79,993.83           | 0.00          |
| Sale                      | 10/08/2019      | 912828M80 | 40,000.00           | US Treasury Note 2% Due 11/30/2022                      | 101.855 | 1.39%          | 40,742.19           | 284.15            | 41,026.34           | 284.95        |
| Sale                      | 10/23/2019      | 31846V203 | 119,993.66          | First American Govt Obligation Fund Class Y             | 1.000   | 1.57%          | 119,993.66          | 0.00              | 119,993.66          | 0.00          |
| Sale                      | 10/31/2019      | 31846V203 | 935,575.36          | First American Govt Obligation Fund Class Y             | 1.000   | 1.44%          | 935,575.36          | 0.00              | 935,575.36          | 0.00          |
| Sale                      | 10/31/2019      | 31846V203 | 1,493,780.38        | First American Govt Obligation Fund Class Y             | 1.000   | 1.44%          | 1,493,780.38        | 0.00              | 1,493,780.38        | 0.00          |
| <b>Subtotal</b>           |                 |           | <b>2,669,343.23</b> |                                                         |         |                | <b>2,670,085.42</b> | <b>284.15</b>     | <b>2,670,369.57</b> | <b>284.95</b> |
| Call                      | 10/26/2019      | 3130AAL55 | 1,000,000.00        | FHLB Callable Note Qtrly 1/26/2018 2% Due 7/26/2021     | 100.000 | 2.00%          | 1,000,000.00        | 5,000.00          | 1,005,000.00        | 0.00          |
| Call                      | 10/26/2019      | 3134GAQ31 | 1,000,000.00        | FHLMC Callable Note Qtrly 1/26/2018 2.15% Due 1/26/2022 | 100.000 | 2.15%          | 1,000,000.00        | 5,375.00          | 1,005,375.00        | 0.00          |
| <b>Subtotal</b>           |                 |           | <b>2,000,000.00</b> |                                                         |         |                | <b>2,000,000.00</b> | <b>10,375.00</b>  | <b>2,010,375.00</b> | <b>0.00</b>   |



| Transaction Type          | Settlement Date | CUSIP      | Quantity            | Security Description                                           | Price   | Acq/Disp Yield | Amount              | Interest Pur/Sold | Total Amount        | Gain/Loss     |
|---------------------------|-----------------|------------|---------------------|----------------------------------------------------------------|---------|----------------|---------------------|-------------------|---------------------|---------------|
| <b>DISPOSITIONS</b>       |                 |            |                     |                                                                |         |                |                     |                   |                     |               |
| Paydown                   | 10/15/2019      | 43815NAC8  | 0.00                | Honda Auto Receivables Trust 2019-3 A3<br>1.78% Due 8/15/2023  | 100.000 |                | 0.00                | 170.58            | 170.58              | 0.00          |
| Paydown                   | 10/15/2019      | 47788BAD6  | 12,502.57           | John Deere Owner Trust 2017-B A3<br>1.82% Due 10/15/2021       | 100.000 |                | 12,502.57           | 198.36            | 12,700.93           | 0.00          |
| Paydown                   | 10/15/2019      | 47789JAD8  | 0.00                | John Deere Owner Trust 2019-A A3<br>2.91% Due 7/17/2023        | 100.000 |                | 0.00                | 606.25            | 606.25              | 0.00          |
| Paydown                   | 10/15/2019      | 89231PAD0  | 0.00                | Toyota Auto Receivables Trust 2018-D A3<br>3.18% Due 3/15/2023 | 100.000 |                | 0.00                | 463.75            | 463.75              | 0.00          |
| Paydown                   | 10/15/2019      | 89238KAD4  | 14,721.23           | Toyota Auto Receivables Trust 2017-D A3<br>1.93% Due 1/18/2022 | 100.000 |                | 14,721.23           | 336.14            | 15,057.37           | 0.00          |
| Paydown                   | 10/18/2019      | 43814WAB1  | 0.00                | Honda Auto Receivables Trust 2019-1 A2<br>2.75% Due 9/20/2021  | 100.000 |                | 0.00                | 297.92            | 297.92              | 0.00          |
| Paydown                   | 10/25/2019      | 3137B4GY6  | 0.00                | FHLMC K032 A2Due 5/25/2023                                     | 100.000 |                | 0.00                | 758.54            | 758.54              | 0.00          |
| Paydown                   | 10/25/2019      | 3137BM6P6  | 0.00                | FHLMC K721 A2Due 8/25/2022                                     | 100.000 |                | 0.00                | 347.63            | 347.63              | 0.00          |
| <b>Subtotal</b>           |                 |            | <b>27,223.80</b>    |                                                                |         |                | <b>27,223.80</b>    | <b>3,179.17</b>   | <b>30,402.97</b>    | <b>0.00</b>   |
| Maturity                  | 10/15/2019      | 56062HAC3  | 250,000.00          | MainSource Bank Negotiable CD<br>1.65% Due 10/15/2019          | 100.000 |                | 250,000.00          | 0.00              | 250,000.00          | 0.00          |
| Maturity                  | 10/18/2019      | 22766ABT1  | 250,000.00          | Crossfirst Bank Negotiable CD<br>1.65% Due 10/18/2019          | 100.000 |                | 250,000.00          | 0.00              | 250,000.00          | 0.00          |
| <b>Subtotal</b>           |                 |            | <b>500,000.00</b>   |                                                                |         |                | <b>500,000.00</b>   | <b>0.00</b>       | <b>500,000.00</b>   | <b>0.00</b>   |
| Security Withdrawal       | 10/24/2019      | 90LAIF\$00 | 2,875,000.00        | Local Agency Investment Fund State Pool                        | 1.000   |                | 2,875,000.00        | 0.00              | 2,875,000.00        | 0.00          |
| <b>Subtotal</b>           |                 |            | <b>2,875,000.00</b> |                                                                |         |                | <b>2,875,000.00</b> | <b>0.00</b>       | <b>2,875,000.00</b> | <b>0.00</b>   |
| <b>TOTAL DISPOSITIONS</b> |                 |            | <b>7,991,573.20</b> |                                                                |         |                | <b>7,992,315.39</b> | <b>13,838.32</b>  | <b>8,006,153.71</b> | <b>284.95</b> |



| Transaction Type          | Settlement Date | CUSIP      | Quantity            | Security Description                                               | Price | Acq/Disp Yield | Amount           | Interest Pur/Sold | Total Amount     | Gain/Loss   |
|---------------------------|-----------------|------------|---------------------|--------------------------------------------------------------------|-------|----------------|------------------|-------------------|------------------|-------------|
| <b>OTHER TRANSACTIONS</b> |                 |            |                     |                                                                    |       |                |                  |                   |                  |             |
| Interest                  | 10/01/2019      | 46147URQ5  | 248,000.00          | Investors Community Bank Negotiable CD<br>1.5% Due 2/26/2021       | 0.000 |                | 305.75           | 0.00              | 305.75           | 0.00        |
| Interest                  | 10/06/2019      | 140420XR6  | 248,000.00          | Capital One Bank USA NA Negotiable CD<br>1.7% Due 4/6/2021         | 0.000 |                | 2,113.78         | 0.00              | 2,113.78         | 0.00        |
| Interest                  | 10/07/2019      | 08173QBS4  | 248,000.00          | Beneficial Bank Negotiable CD<br>1.55% Due 10/7/2021               | 0.000 |                | 1,927.27         | 0.00              | 1,927.27         | 0.00        |
| Interest                  | 10/13/2019      | 56062HAC3  | 250,000.00          | MainSource Bank Negotiable CD<br>1.65% Due 10/15/2019              | 0.000 |                | 339.04           | 0.00              | 339.04           | 0.00        |
| Interest                  | 10/15/2019      | 55266CRD0  | 248,000.00          | MB Financial Bank NA Negotiable CD<br>1.4% Due 4/15/2021           | 0.000 |                | 285.37           | 0.00              | 285.37           | 0.00        |
| Interest                  | 10/15/2019      | 56062HAC3  | 250,000.00          | MainSource Bank Negotiable CD<br>1.65% Due 10/15/2019              | 0.000 |                | 22.60            | 0.00              | 22.60            | 0.00        |
| Interest                  | 10/15/2019      | 63969ABR4  | 248,000.00          | Nebraska State Bank & Trust<br>Negotiable CD<br>1.2% Due 1/15/2020 | 0.000 |                | 244.60           | 0.00              | 244.60           | 0.00        |
| Interest                  | 10/18/2019      | 22766ABT1  | 250,000.00          | Crossfirst Bank Negotiable CD<br>1.65% Due 10/18/2019              | 0.000 |                | 316.44           | 0.00              | 316.44           | 0.00        |
| Interest                  | 10/19/2019      | 06051GFW4  | 200,000.00          | Bank of America Corp Note<br>2.625% Due 4/19/2021                  | 0.000 |                | 2,625.00         | 0.00              | 2,625.00         | 0.00        |
| Interest                  | 10/19/2019      | 3130A6LQ8  | 500,000.00          | FHLB Callable Note Qtrly 10/19/2017<br>1.7% Due 10/19/2020         | 0.000 |                | 4,250.00         | 0.00              | 4,250.00         | 0.00        |
| Interest                  | 10/26/2019      | 684000\$09 | 250,000.00          | Opus Bank Collateralized CD<br>0.25% Due 6/28/2020                 | 0.000 |                | 51.31            | 0.00              | 51.31            | 0.00        |
| <b>Subtotal</b>           |                 |            | <b>2,940,000.00</b> |                                                                    |       |                | <b>12,481.16</b> | <b>0.00</b>       | <b>12,481.16</b> | <b>0.00</b> |
| Dividend                  | 10/01/2019      | 31846V203  | 39,477.97           | First American Govt Obligation Fund<br>Class Y                     | 0.000 |                | 358.75           | 0.00              | 358.75           | 0.00        |
| Dividend                  | 10/15/2019      | 90LAIF\$00 | 888,564,065.12      | Local Agency Investment Fund State<br>Pool                         | 0.000 |                | 116,193.79       | 0.00              | 116,193.79       | 0.00        |

## Transaction Ledger

As of October 31, 2019



| Transaction Type         | Settlement Date | CUSIP      | Quantity       | Security Description      | Price | Acq/Disp Yield | Amount     | Interest Pur/Sold | Total Amount | Gain/Loss |
|--------------------------|-----------------|------------|----------------|---------------------------|-------|----------------|------------|-------------------|--------------|-----------|
| OTHER TRANSACTIONS       |                 |            |                |                           |       |                |            |                   |              |           |
| Dividend                 | 10/31/2019      | 09CATR\$05 | 638,560.05     | CalTrust Medium Term Fund | 0.000 |                | 11,547.48  | 0.00              | 11,547.48    | 0.00      |
| Subtotal                 |                 |            | 889,242,103.14 |                           |       |                | 128,100.02 | 0.00              | 128,100.02   | 0.00      |
| TOTAL OTHER TRANSACTIONS |                 |            | 892,182,103.14 |                           |       |                | 140,581.18 | 0.00              | 140,581.18   | 0.00      |



| CUSIP               | Security Description                                                          | Trade Date<br>Settle Date<br>Units     | Book Value: Begin<br>Book Value: Acq<br>Book Value: Disp<br>Book Value: End | Prior Accrued<br>Inc. Received<br>Ending Accrued<br>Total Interest | Accr. Of Discount<br>Amort. Of Premium<br>Net Accret/Amort<br>Income Earned | Total Income |
|---------------------|-------------------------------------------------------------------------------|----------------------------------------|-----------------------------------------------------------------------------|--------------------------------------------------------------------|-----------------------------------------------------------------------------|--------------|
| <b>FIXED INCOME</b> |                                                                               |                                        |                                                                             |                                                                    |                                                                             |              |
| 02665WBF7           | American Honda Finance<br>Note<br>1.65% Due 07/12/2021                        | 07/30/2019<br>07/31/2019<br>200,000.00 | 197,892.98<br>0.00<br>0.00<br>197,993.47                                    | 724.17<br>0.00<br>999.17<br>275.00                                 | 100.49<br>0.00<br>100.49<br>375.49                                          | 375.49       |
| 037833AK6           | Apple Inc<br>Note<br>2.4% Due 05/03/2023                                      | 03/11/2019<br>03/13/2019<br>200,000.00 | 197,373.07<br>0.00<br>0.00<br>197,435.23                                    | 1,973.33<br>0.00<br>2,373.33<br>400.00                             | 62.16<br>0.00<br>62.16<br>462.16                                            | 462.16       |
| 06051GFW4           | Bank of America Corp<br>Note<br>2.625% Due 04/19/2021                         | 04/25/2019<br>04/29/2019<br>200,000.00 | 199,803.74<br>0.00<br>0.00<br>199,814.49                                    | 2,362.50<br>2,625.00<br>175.00<br>437.50                           | 10.75<br>0.00<br>10.75<br>448.25                                            | 448.25       |
| 06406FAD5           | Bank of NY Mellon Corp<br>Callable Note Cont 6/16/2023<br>2.2% Due 08/16/2023 | 04/11/2019<br>04/15/2019<br>200,000.00 | 194,906.36<br>0.00<br>0.00<br>195,017.95                                    | 550.00<br>0.00<br>916.67<br>366.67                                 | 111.59<br>0.00<br>111.59<br>478.26                                          | 478.26       |
| 24422ETV1           | John Deere Capital Corp<br>Note<br>2.15% Due 09/08/2022                       | 04/17/2019<br>04/22/2019<br>305,000.00 | 299,657.76<br>0.00<br>0.00<br>299,812.11                                    | 418.95<br>0.00<br>965.41<br>546.46                                 | 154.35<br>0.00<br>154.35<br>700.81                                          | 700.81       |
| 3130A0F70           | FHLB<br>Note<br>3.375% Due 12/08/2023                                         | 10/30/2019<br>10/31/2019<br>350,000.00 | 0.00<br>372,781.50<br>0.00<br>372,766.30                                    | 0.00<br>(4,692.19)<br>4,692.19<br>0.00                             | 0.00<br>15.20<br>(15.20)<br>(15.20)                                         | (15.20)      |
| 3130A6LQ8           | FHLB<br>Callable Note Qtrly 10/19/2017<br>1.7% Due 10/19/2020                 | 10/06/2015<br>10/06/2015<br>500,000.00 | 500,000.00<br>0.00<br>0.00<br>500,000.00                                    | 3,825.00<br>4,250.00<br>283.33<br>708.33                           | 0.00<br>0.00<br>0.00<br>708.33                                              | 708.33       |
| 3130AAL55           | FHLB<br>Callable Note Qtrly 1/26/2018<br>Due 07/26/2021                       | 01/17/2017<br>01/17/2017<br>0.00       | 1,000,000.00<br>0.00<br>1,000,000.00<br>0.00                                | 3,611.11<br>5,000.00<br>0.00<br>1,388.89                           | 0.00<br>0.00<br>0.00<br>1,388.89                                            | 1,388.89     |
| 3130ADRG9           | FHLB<br>Note<br>2.75% Due 03/10/2023                                          | 04/11/2019<br>04/12/2019<br>350,000.00 | 354,688.45<br>0.00<br>0.00<br>354,572.73                                    | 561.46<br>0.00<br>1,363.54<br>802.08                               | 0.00<br>115.72<br>(115.72)<br>686.36                                        | 686.36       |



| CUSIP     | Security Description                                              | Trade Date<br>Settle Date<br>Units       | Book Value: Begin<br>Book Value: Acq<br>Book Value: Disp<br>Book Value: End | Prior Accrued<br>Inc. Received<br>Ending Accrued<br>Total Interest | Accr. Of Discount<br>Amort. Of Premium<br>Net Accret/Amort<br>Income Earned | Total Income |
|-----------|-------------------------------------------------------------------|------------------------------------------|-----------------------------------------------------------------------------|--------------------------------------------------------------------|-----------------------------------------------------------------------------|--------------|
| 3134G95L7 | FHLMC<br>Callable Note Qtrly 11/25/2016<br>1.6% Due 08/25/2021    | 08/04/2016<br>08/04/2016<br>1,000,000.00 | 1,000,000.00<br>0.00<br>0.00<br>1,000,000.00                                | 1,600.00<br>0.00<br>2,933.33<br>1,333.33                           | 0.00<br>0.00<br>0.00<br>1,333.33                                            | 1,333.33     |
| 3134GAQ31 | FHLMC<br>Callable Note Qtrly 1/26/2018<br>Due 01/26/2022          | 01/17/2017<br>01/17/2017<br>0.00         | 1,000,000.00<br>0.00<br>1,000,000.00<br>0.00                                | 3,881.94<br>5,375.00<br>0.00<br>1,493.06                           | 0.00<br>0.00<br>0.00<br>1,493.06                                            | 1,493.06     |
| 3135G0U43 | FNMA<br>Note<br>2.875% Due 09/12/2023                             | 09/25/2019<br>09/26/2019<br>350,000.00   | 366,644.29<br>0.00<br>0.00<br>366,286.47                                    | 531.08<br>0.00<br>1,369.62<br>838.54                               | 0.00<br>357.82<br>(357.82)<br>480.72                                        | 480.72       |
| 3136G3Y25 | FNMA<br>Callable Note Qtrly 8/25/2017<br>1.5% Due 08/25/2021      | 08/04/2016<br>08/04/2016<br>1,000,000.00 | 1,000,000.00<br>0.00<br>0.00<br>1,000,000.00                                | 1,500.00<br>0.00<br>2,750.00<br>1,250.00                           | 0.00<br>0.00<br>0.00<br>1,250.00                                            | 1,250.00     |
| 3137B4GY6 | FHLMC<br>K032 A2<br>3.31% Due 05/25/2023                          | 07/23/2019<br>07/26/2019<br>275,000.00   | 285,360.69<br>0.00<br>0.00<br>285,119.57                                    | 151.71<br>758.54<br>151.71<br>758.54                               | 0.00<br>241.12<br>(241.12)<br>517.42                                        | 517.42       |
| 3137BM6P6 | FHLMC<br>K721 A2<br>3.09% Due 08/25/2022                          | 06/26/2019<br>06/28/2019<br>135,000.00   | 138,397.20<br>0.00<br>0.00<br>138,297.75                                    | 347.63<br>347.63<br>347.63<br>347.63                               | 0.00<br>99.45<br>(99.45)<br>248.18                                          | 248.18       |
| 3137EADB2 | FHLMC<br>Note<br>2.375% Due 01/13/2022                            | 10/30/2019<br>10/31/2019<br>350,000.00   | 0.00<br>355,124.00<br>0.00<br>355,117.63                                    | 0.00<br>(2,493.75)<br>2,493.75<br>0.00                             | 0.00<br>6.37<br>(6.37)<br>(6.37)                                            | (6.37)       |
| 404280BA6 | HSBC Holdings PLC<br>Note<br>3.6% Due 05/25/2023                  | 05/15/2019<br>05/17/2019<br>200,000.00   | 204,334.21<br>0.00<br>0.00<br>204,233.34                                    | 2,520.00<br>0.00<br>3,120.00<br>600.00                             | 0.00<br>100.87<br>(100.87)<br>499.13                                        | 499.13       |
| 43814WAB1 | Honda Auto Receivables Trust<br>2019-1 A2<br>2.75% Due 09/20/2021 | 02/19/2019<br>02/27/2019<br>130,000.00   | 129,993.56<br>0.00<br>0.00<br>129,993.84                                    | 129.10<br>297.92<br>129.10<br>297.92                               | 0.28<br>0.00<br>0.28<br>298.20                                              | 298.20       |

## Income Earned

As of October 31, 2019



| CUSIP     | Security Description                                                   | Trade Date<br>Settle Date<br>Units     | Book Value: Begin<br>Book Value: Acq<br>Book Value: Disp<br>Book Value: End | Prior Accrued<br>Inc. Received<br>Ending Accrued<br>Total Interest | Accr. Of Discount<br>Amort. Of Premium<br>Net Accret/Amort<br>Income Earned | Total Income |
|-----------|------------------------------------------------------------------------|----------------------------------------|-----------------------------------------------------------------------------|--------------------------------------------------------------------|-----------------------------------------------------------------------------|--------------|
| 43815NAC8 | Honda Auto Receivables Trust<br>2019-3 A3<br>1.78% Due 08/15/2023      | 08/20/2019<br>08/27/2019<br>115,000.00 | 114,999.08<br>0.00<br>0.00<br>114,999.11                                    | 90.98<br>170.58<br>90.98<br>170.58                                 | 0.03<br>0.00<br>0.03<br>170.61                                              | 170.61       |
| 459200JX0 | IBM Corp<br>Note<br>2.85% Due 05/13/2022                               | 05/16/2019<br>05/20/2019<br>200,000.00 | 200,263.09<br>0.00<br>0.00<br>200,254.55                                    | 2,153.33<br>0.00<br>2,628.33<br>475.00                             | 0.00<br>8.54<br>(8.54)<br>466.46                                            | 466.46       |
| 46623EKG3 | JP Morgan Chase<br>Callable Note 1X 8/15/2020<br>2.295% Due 08/15/2021 | 05/16/2019<br>05/20/2019<br>200,000.00 | 198,417.94<br>0.00<br>0.00<br>198,489.64                                    | 586.50<br>0.00<br>969.00<br>382.50                                 | 71.70<br>0.00<br>71.70<br>454.20                                            | 454.20       |
| 477870AB5 | John Deere Owner Trust<br>2019-B A2<br>2.28% Due 05/16/2022            | 10/30/2019<br>10/31/2019<br>200,000.00 | 0.00<br>200,281.25<br>0.00<br>200,280.95                                    | 0.00<br>(202.67)<br>202.67<br>0.00                                 | 0.00<br>0.30<br>(0.30)<br>(0.30)                                            | (0.30)       |
| 47788BAD6 | John Deere Owner Trust<br>2017-B A3<br>1.82% Due 10/15/2021            | 02/06/2019<br>02/08/2019<br>118,280.76 | 129,769.69<br>0.00<br>12,502.57<br>117,402.17                               | 105.79<br>198.36<br>95.68<br>188.25                                | 135.05<br>0.00<br>135.05<br>323.30                                          | 323.30       |
| 47789JAD8 | John Deere Owner Trust<br>2019-A A3<br>2.91% Due 07/17/2023            | 08/27/2019<br>08/29/2019<br>250,000.00 | 255,083.95<br>0.00<br>0.00<br>254,970.15                                    | 323.33<br>606.25<br>323.33<br>606.25                               | 0.00<br>113.80<br>(113.80)<br>492.45                                        | 492.45       |
| 65479JAD5 | Nissan Auto Receivables Owner<br>2019-C A3<br>1.93% Due 07/15/2024     | 10/16/2019<br>10/23/2019<br>120,000.00 | 0.00<br>119,993.66<br>0.00<br>119,993.69                                    | 0.00<br>0.00<br>51.47<br>51.47                                     | 0.03<br>0.00<br>0.03<br>51.50                                               | 51.50        |
| 68389XBK0 | Oracle Corp<br>Callable Note Cont 8/15/2021<br>1.9% Due 09/15/2021     | 04/11/2019<br>04/15/2019<br>200,000.00 | 197,140.00<br>0.00<br>0.00<br>197,264.00                                    | 168.89<br>0.00<br>485.56<br>316.67                                 | 124.00<br>0.00<br>124.00<br>440.67                                          | 440.67       |
| 69353RFB9 | PNC Bank<br>Callable Note Cont 1/18/2022<br>2.625% Due 02/17/2022      | 02/21/2019<br>02/25/2019<br>250,000.00 | 247,463.17<br>0.00<br>0.00<br>247,553.56                                    | 802.08<br>0.00<br>1,348.96<br>546.88                               | 90.39<br>0.00<br>90.39<br>637.27                                            | 637.27       |



| CUSIP     | Security Description                                                        | Trade Date<br>Settle Date<br>Units     | Book Value; Begin<br>Book Value; Acq<br>Book Value; Disp<br>Book Value; End | Prior Accrued<br>Inc. Received<br>Ending Accrued<br>Total Interest | Accr. Of Discount<br>Amort. Of Premium<br>Net Accret/Amort<br>Income Earned | Total Income |
|-----------|-----------------------------------------------------------------------------|----------------------------------------|-----------------------------------------------------------------------------|--------------------------------------------------------------------|-----------------------------------------------------------------------------|--------------|
| 69371RP42 | Paccar Financial Corp<br>Note<br>3.15% Due 08/09/2021                       | 04/24/2019<br>04/26/2019<br>200,000.00 | 201,471.16<br>0.00<br>0.00<br>201,403.90                                    | 910.00<br>0.00<br>1,435.00<br>525.00                               | 0.00<br>67.26<br>(67.26)<br>457.74                                          | 457.74       |
| 78012KKU0 | Royal Bank of Canada<br>Note<br>2.5% Due 01/19/2021                         | 03/06/2019<br>03/08/2019<br>200,000.00 | 199,100.97<br>0.00<br>0.00<br>199,159.52                                    | 1,000.00<br>0.00<br>1,416.67<br>416.67                             | 58.55<br>0.00<br>58.55<br>475.22                                            | 475.22       |
| 808513AW5 | Charles Schwab Corp<br>Callable Note Cont 4/21/2021<br>3.25% Due 05/21/2021 | 04/25/2019<br>04/29/2019<br>200,000.00 | 201,786.49<br>0.00<br>0.00<br>201,688.99                                    | 2,347.22<br>0.00<br>2,888.89<br>541.67                             | 0.00<br>97.50<br>(97.50)<br>444.17                                          | 444.17       |
| 857477AV5 | State Street Bank<br>Note<br>1.95% Due 05/19/2021                           | 04/30/2019<br>05/02/2019<br>200,000.00 | 197,832.73<br>0.00<br>0.00<br>197,945.45                                    | 1,430.00<br>0.00<br>1,755.00<br>325.00                             | 112.72<br>0.00<br>112.72<br>437.72                                          | 437.72       |
| 89114QCB2 | Toronto Dominion Bank<br>Note<br>3.25% Due 03/11/2024                       | 07/16/2019<br>07/18/2019<br>200,000.00 | 206,308.48<br>0.00<br>0.00<br>206,187.99                                    | 361.11<br>0.00<br>902.78<br>541.67                                 | 0.00<br>120.49<br>(120.49)<br>421.18                                        | 421.18       |
| 89231PAD0 | Toyota Auto Receivables Trust<br>2018-D A3<br>3.18% Due 03/15/2023          | 08/29/2019<br>08/30/2019<br>175,000.00 | 178,646.72<br>0.00<br>0.00<br>178,557.07                                    | 247.33<br>463.75<br>247.33<br>463.75                               | 0.00<br>89.65<br>(89.65)<br>374.10                                          | 374.10       |
| 89236TELS | Toyota Motor Credit Corp<br>Note<br>2.7% Due 01/11/2023                     | 04/25/2019<br>04/29/2019<br>200,000.00 | 199,872.50<br>0.00<br>0.00<br>199,875.80                                    | 1,200.00<br>0.00<br>1,650.00<br>450.00                             | 3.30<br>0.00<br>3.30<br>453.30                                              | 453.30       |
| 89238KAD4 | Toyota Auto Receivables Trust<br>2017-D A3<br>1.93% Due 01/18/2022          | 02/05/2019<br>02/07/2019<br>194,278.77 | 207,068.85<br>0.00<br>14,721.23<br>192,549.89                               | 145.66<br>336.14<br>135.40<br>325.88                               | 202.27<br>0.00<br>202.27<br>528.15                                          | 528.15       |
| 90331HNV1 | US Bank NA<br>Callable Note Cont 6/23/2023<br>3.4% Due 07/24/2023           | 05/17/2019<br>05/21/2019<br>250,000.00 | 256,098.99<br>0.00<br>0.00<br>255,960.07                                    | 1,581.94<br>0.00<br>2,290.28<br>708.34                             | 0.00<br>138.92<br>(138.92)<br>569.42                                        | 569.42       |

## Income Earned

As of October 31, 2019



| CUSIP              | Security Description                                                       | Trade Date<br>Settle Date<br>Units     | Book Value: Begin<br>Book Value: Acq<br>Book Value: Disp<br>Book Value: End | Prior Accrued<br>Inc. Received<br>Ending Accrued<br>Total Interest | Accr. Of Discount<br>Amort. Of Premium<br>Net Accret/Amort<br>Income Earned | Total Income |
|--------------------|----------------------------------------------------------------------------|----------------------------------------|-----------------------------------------------------------------------------|--------------------------------------------------------------------|-----------------------------------------------------------------------------|--------------|
| 912828M80          | US Treasury<br>Note<br>2% Due 11/30/2022                                   | 09/12/2019<br>09/13/2019<br>110,000.00 | 151,725.09<br>0.00<br>40,457.24<br>111,231.14                               | 1,008.20<br>284.15<br>925.68<br>201.63                             | 0.00<br>36.71<br>(36.71)<br>164.92                                          | 164.92       |
| 912828T26          | US Treasury<br>Note<br>1.375% Due 09/30/2023                               | 04/11/2019<br>04/12/2019<br>140,000.00 | 135,053.79<br>0.00<br>0.00<br>135,158.82                                    | 5.26<br>0.00<br>168.31<br>163.05                                   | 105.03<br>0.00<br>105.03<br>268.08                                          | 268.08       |
| 92348AAA3          | Verizon Owner Trust<br>2019-C A1A<br>1.94% Due 04/22/2024                  | 10/01/2019<br>10/08/2019<br>80,000.00  | 0.00<br>79,993.83<br>0.00<br>79,993.92                                      | 0.00<br>0.00<br>99.16<br>99.16                                     | 0.09<br>0.00<br>0.09<br>99.25                                               | 99.25        |
| 949746SK8          | Wells Fargo Company<br>Callable Note 1X 1/24/2023<br>3.069% Due 01/24/2023 | 04/29/2019<br>04/30/2019<br>200,000.00 | 200,285.95<br>0.00<br>0.00<br>200,275.47                                    | 1,142.35<br>0.00<br>1,653.85<br>511.50                             | 0.00<br>10.48<br>(10.48)<br>501.02                                          | 501.02       |
|                    |                                                                            |                                        | 10,747,440.95<br>1,128,174.24<br>2,067,681.04<br>9,807,656.73               | 40,297.95<br>13,324.71<br>46,828.11<br>19,854.87                   | 1,342.78<br>1,620.20<br>(277.42)<br>19,577.45                               |              |
| Total Fixed Income |                                                                            | 9,747,559.53                           |                                                                             |                                                                    |                                                                             | 19,577.45    |

| CASH & EQUIVALENT |                                                                  |                                        |                                          |                                        |                                |        |
|-------------------|------------------------------------------------------------------|----------------------------------------|------------------------------------------|----------------------------------------|--------------------------------|--------|
| 02587CFZ8         | American Express<br>Negotiable CD<br>1.95% Due 09/08/2020        | 08/29/2017<br>08/29/2017<br>250,000.00 | 250,000.00<br>0.00<br>0.00<br>250,000.00 | 333.90<br>0.00<br>747.95<br>414.05     | 0.00<br>0.00<br>0.00<br>414.05 | 414.05 |
| 02587DXU7         | American Express Centurion<br>Negotiable CD<br>2% Due 05/07/2020 | 05/06/2015<br>05/06/2015<br>250,000.00 | 250,000.00<br>0.00<br>0.00<br>250,000.00 | 2,013.70<br>0.00<br>2,438.36<br>424.66 | 0.00<br>0.00<br>0.00<br>424.66 | 424.66 |
| 05580ACZ5         | BMW Corp<br>Negotiable CD<br>2.2% Due 09/30/2020                 | 09/24/2015<br>09/24/2015<br>248,000.00 | 248,000.00<br>0.00<br>0.00<br>248,000.00 | 14.95<br>0.00<br>478.33<br>463.38      | 0.00<br>0.00<br>0.00<br>463.38 | 463.38 |



| CUSIP     | Security Description                                            | Trade Date<br>Settle Date<br>Units     | Book Value: Begin<br>Book Value: Acq<br>Book Value: Disp<br>Book Value: End | Prior Accrued<br>Inc. Received<br>Ending Accrued<br>Total Interest | Accr. Of Discount<br>Amort. Of Premium<br>Net Accret/Amort<br>Income Earned | Total Income |
|-----------|-----------------------------------------------------------------|----------------------------------------|-----------------------------------------------------------------------------|--------------------------------------------------------------------|-----------------------------------------------------------------------------|--------------|
| 063248EY0 | Bank Leumi USA NY<br>Negotiable CD<br>2% Due 12/17/2019         | 12/12/2014<br>12/12/2014<br>248,000.00 | 248,000.00<br>0.00<br>0.00<br>248,000.00                                    | 1,440.44<br>0.00<br>1,861.70<br>421.26                             | 0.00<br>0.00<br>0.00<br>421.26                                              | 421.26       |
| 08173QBS4 | Beneficial Bank<br>Negotiable CD<br>1.55% Due 10/07/2021        | 09/20/2016<br>09/20/2016<br>248,000.00 | 248,000.00<br>0.00<br>0.00<br>248,000.00                                    | 1,864.08<br>1,927.27<br>263.29<br>326.48                           | 0.00<br>0.00<br>0.00<br>326.48                                              | 326.48       |
| 140420XR6 | Capital One Bank USA NA<br>Negotiable CD<br>1.7% Due 04/06/2021 | 03/30/2016<br>03/30/2016<br>248,000.00 | 248,000.00<br>0.00<br>0.00<br>248,000.00                                    | 2,056.02<br>2,113.78<br>300.32<br>358.08                           | 0.00<br>0.00<br>0.00<br>358.08                                              | 358.08       |
| 14042RAK7 | CAPITAL ONE<br>Negotiable CD<br>2.25% Due 09/30/2020            | 09/24/2015<br>09/24/2015<br>248,000.00 | 248,000.00<br>0.00<br>0.00<br>248,000.00                                    | 15.29<br>0.00<br>489.21<br>473.92                                  | 0.00<br>0.00<br>0.00<br>473.92                                              | 473.92       |
| 22766ABT1 | Crossfirst Bank<br>Negotiable CD<br>Due 10/18/2019              | 10/06/2017<br>10/06/2017<br>0.00       | 250,000.00<br>0.00<br>250,000.00<br>0.00                                    | 124.32<br>316.44<br>0.00<br>192.12                                 | 0.00<br>0.00<br>0.00<br>192.12                                              | 192.12       |
| 254672NN4 | Discover Bank<br>Negotiable CD<br>2% Due 05/13/2020             | 05/06/2015<br>05/06/2015<br>250,000.00 | 250,000.00<br>0.00<br>0.00<br>250,000.00                                    | 1,931.51<br>0.00<br>2,356.16<br>424.65                             | 0.00<br>0.00<br>0.00<br>424.65                                              | 424.65       |
| 29976D2F6 | Everbank<br>Negotiable CD<br>2.05% Due 02/14/2022               | 02/09/2017<br>02/09/2017<br>248,000.00 | 248,000.00<br>0.00<br>0.00<br>248,000.00                                    | 571.08<br>0.00<br>1,002.87<br>431.79                               | 0.00<br>0.00<br>0.00<br>431.79                                              | 431.79       |
| 313384PE3 | FHLB<br>Discount Note<br>1.65% Due 11/13/2019                   | 10/31/2019<br>10/31/2019<br>845,000.00 | 0.00<br>844,496.52<br>0.00<br>844,535.25                                    | 0.00<br>0.00<br>0.00<br>0.00                                       | 38.73<br>0.00<br>38.73<br>38.73                                             | 38.73        |
| 31846V203 | First American<br>Govt Obligation Fund Class Y                  | Various<br>Various<br>4,421.90         | 39,172.22<br>2,514,599.08<br>2,549,349.40<br>4,421.90                       | 0.00<br>358.75<br>0.00<br>358.75                                   | 0.00<br>0.00<br>0.00<br>358.75                                              | 358.75       |

## Income Earned

As of October 31, 2019



| CUSIP      | Security Description                                                | Trade Date<br>Settle Date<br>Units     | Book Value: Begin<br>Book Value: Acq<br>Book Value: Disp<br>Book Value: End | Prior Accrued<br>Inc. Received<br>Ending Accrued<br>Total Interest | Accr. Of Discount<br>Amort. Of Premium<br>Net Accret/Amort<br>Income Earned | Total Income |
|------------|---------------------------------------------------------------------|----------------------------------------|-----------------------------------------------------------------------------|--------------------------------------------------------------------|-----------------------------------------------------------------------------|--------------|
| 31938QL36  | First Business<br>Negotiable CD<br>1.55% Due 03/06/2020             | 04/28/2015<br>04/28/2015<br>248,000.00 | 248,000.00<br>0.00<br>0.00<br>248,000.00                                    | 1,537.60<br>0.00<br>1,864.08<br>326.48                             | 0.00<br>0.00<br>0.00<br>326.48                                              | 326.48       |
| 38148J3E9  | Goldman Sachs Bank USA<br>Negotiable CD<br>2.3% Due 11/25/2020      | 11/17/2015<br>11/17/2015<br>245,000.00 | 245,000.00<br>0.00<br>0.00<br>245,000.00                                    | 1,991.55<br>0.00<br>2,470.14<br>478.59                             | 0.00<br>0.00<br>0.00<br>478.59                                              | 478.59       |
| 46147URQ5  | Investors Community Bank<br>Negotiable CD<br>1.5% Due 02/26/2021    | 03/31/2016<br>03/31/2016<br>248,000.00 | 248,000.00<br>0.00<br>0.00<br>248,000.00                                    | 305.75<br>305.75<br>315.95<br>315.95                               | 0.00<br>0.00<br>0.00<br>315.95                                              | 315.95       |
| 48714LAC3  | Kearny Bank<br>Negotiable CD<br>1.75% Due 03/01/2021                | 02/09/2017<br>02/09/2017<br>248,000.00 | 248,000.00<br>0.00<br>0.00<br>248,000.00                                    | 404.27<br>0.00<br>772.88<br>368.61                                 | 0.00<br>0.00<br>0.00<br>368.61                                              | 368.61       |
| 55266CRD0  | MB Financial Bank NA<br>Negotiable CD<br>1.4% Due 04/15/2021        | 03/31/2016<br>03/31/2016<br>248,000.00 | 248,000.00<br>0.00<br>0.00<br>248,000.00                                    | 152.20<br>285.37<br>161.71<br>294.88                               | 0.00<br>0.00<br>0.00<br>294.88                                              | 294.88       |
| 56062HAC3  | MainSource Bank<br>Negotiable CD<br>Due 10/15/2019                  | 10/06/2017<br>10/06/2017<br>0.00       | 250,000.00<br>0.00<br>250,000.00<br>0.00                                    | 203.42<br>361.64<br>0.00<br>158.22                                 | 0.00<br>0.00<br>0.00<br>158.22                                              | 158.22       |
| 63969ABR4  | Nebraska State Bank & Trust<br>Negotiable CD<br>1.2% Due 01/15/2020 | 03/31/2016<br>03/31/2016<br>248,000.00 | 248,000.00<br>0.00<br>0.00<br>248,000.00                                    | 130.45<br>244.60<br>138.61<br>252.76                               | 0.00<br>0.00<br>0.00<br>252.76                                              | 252.76       |
| 684000\$02 | Opus Bank<br>Collateralized CD<br>Due 06/28/2019                    | 01/31/2018<br>01/31/2018<br>0.00       | 0.00<br>0.00<br>0.00<br>0.00                                                | 0.00<br>0.00<br>0.00<br>0.00                                       | 0.00<br>0.00<br>0.00<br>0.00                                                | 0.00         |
| 684000\$09 | Opus Bank<br>Collateralized CD<br>0.25% Due 06/28/2020              | 06/28/2019<br>06/28/2019<br>250,000.00 | 250,000.00<br>0.00<br>0.00<br>250,000.00                                    | 8.55<br>51.31<br>10.26<br>53.02                                    | 0.00<br>0.00<br>0.00<br>53.02                                               | 53.02        |

## Income Earned

As of October 31, 2019



| CUSIP                                     | Security Description                                               | Trade Date<br>Settle Date<br>Units       | Book Value: Begin<br>Book Value: Acq<br>Book Value: Disp<br>Book Value: End | Prior Accrued<br>Inc. Received<br>Ending Accrued<br>Total Interest | Accr. Of Discount<br>Amort. Of Premium<br>Net Accret/Amort<br>Income Earned | Total Income     |
|-------------------------------------------|--------------------------------------------------------------------|------------------------------------------|-----------------------------------------------------------------------------|--------------------------------------------------------------------|-----------------------------------------------------------------------------|------------------|
| 87164XMJ2                                 | Synchrony Bank<br>Negotiable CD<br>1.55% Due 06/29/2021            | 06/24/2016<br>06/24/2016<br>248,000.00   | 248,000.00<br>0.00<br>0.00<br>248,000.00                                    | 989.96<br>0.00<br>1,316.44<br>326.48                               | 0.00<br>0.00<br>0.00<br>326.48                                              | 326.48           |
| 88413QBQ0                                 | Third Fed Sav&Ln Cleveland<br>Negotiable CD<br>1.9% Due 09/15/2020 | 08/29/2017<br>08/29/2017<br>250,000.00   | 250,000.00<br>0.00<br>0.00<br>250,000.00                                    | 208.22<br>0.00<br>611.64<br>403.42                                 | 0.00<br>0.00<br>0.00<br>403.42                                              | 403.42           |
| 912796WF2                                 | US Treasury<br>Bill<br>1.526% Due 11/26/2019                       | 10/31/2019<br>10/31/2019<br>650,000.00   | 0.00<br>649,283.86<br>0.00<br>649,311.40                                    | 0.00<br>0.00<br>0.00<br>0.00                                       | 27.54<br>0.00<br>27.54<br>27.54                                             | 27.54            |
| 98878BER5                                 | Zions Bank<br>Negotiable CD<br>1.7% Due 02/16/2021                 | 02/09/2017<br>02/09/2017<br>248,000.00   | 248,000.00<br>0.00<br>0.00<br>248,000.00                                    | 531.33<br>0.00<br>889.40<br>358.07                                 | 0.00<br>0.00<br>0.00<br>358.07                                              | 358.07           |
|                                           |                                                                    |                                          | 5,258,172.22                                                                | 16,828.59                                                          | 66.27                                                                       |                  |
|                                           |                                                                    |                                          | 4,008,379.46                                                                | 5,964.91                                                           | 0.00                                                                        |                  |
|                                           |                                                                    |                                          | 3,049,349.40                                                                | 18,489.30                                                          | 66.27                                                                       |                  |
| <b>Total Cash &amp; Equivalent</b>        |                                                                    | <b>6,218,421.90</b>                      | <b>6,217,268.55</b>                                                         | <b>7,625.62</b>                                                    | <b>7,691.89</b>                                                             | <b>7,691.89</b>  |
| <b>LOCAL AGENCY INVESTMENT FUND</b>       |                                                                    |                                          |                                                                             |                                                                    |                                                                             |                  |
| 90LAIF\$00                                | Local Agency Investment Fund<br>State Pool                         | 04/24/2018<br>04/24/2018<br>3,989,981.06 | 5,305,686.26<br>1,559,294.80<br>2,875,000.00<br>3,989,981.06                | 56,898.96<br>116,193.79<br>8,831.40<br>68,126.23                   | 0.00<br>0.00<br>0.00<br>68,126.23                                           | 68,126.23        |
|                                           |                                                                    |                                          | 5,305,686.26                                                                | 56,898.96                                                          | 0.00                                                                        |                  |
|                                           |                                                                    |                                          | 1,559,294.80                                                                | 116,193.79                                                         | 0.00                                                                        |                  |
|                                           |                                                                    |                                          | 2,875,000.00                                                                | 8,831.40                                                           | 0.00                                                                        |                  |
| <b>Total Local Agency Investment Fund</b> |                                                                    | <b>3,989,981.06</b>                      | <b>3,989,981.06</b>                                                         | <b>68,126.23</b>                                                   | <b>68,126.23</b>                                                            | <b>68,126.23</b> |

## Income Earned

As of October 31, 2019



| CUSIP                  | Security Description         | Trade Date<br>Settle Date<br>Units | Book Value: Begin<br>Book Value: Acq<br>Book Value: Disp<br>Book Value: End | Prior Accrued<br>Inc. Received<br>Ending Accrued<br>Total Interest | Accr. Of Discount<br>Amort. Of Premium<br>Net Accret/Amort<br>Income Earned | Total Income |
|------------------------|------------------------------|------------------------------------|-----------------------------------------------------------------------------|--------------------------------------------------------------------|-----------------------------------------------------------------------------|--------------|
| <b>INVESTMENT POOL</b> |                              |                                    |                                                                             |                                                                    |                                                                             |              |
| 09CATR\$05             | CalTrust<br>Medium Term Fund | Various                            | 6,421,523.00                                                                | 0.00                                                               | 0.00                                                                        | 11,547.48    |
|                        |                              | Various                            | 11,547.48                                                                   | 11,547.48                                                          | 0.00                                                                        |              |
|                        |                              | 639,702.23                         | 0.00                                                                        | 0.00                                                               | 0.00                                                                        |              |
|                        |                              |                                    | 6,433,070.48                                                                | 11,547.48                                                          | 11,547.48                                                                   |              |
|                        |                              |                                    | 6,421,523.00                                                                | 0.00                                                               | 0.00                                                                        |              |
|                        |                              |                                    | 11,547.48                                                                   | 11,547.48                                                          | 0.00                                                                        |              |
|                        |                              |                                    | 0.00                                                                        | 0.00                                                               | 0.00                                                                        |              |
| Total Investment Pool  |                              |                                    | 639,702.23                                                                  | 6,433,070.48                                                       | 11,547.48                                                                   | 11,547.48    |
|                        |                              |                                    |                                                                             |                                                                    |                                                                             |              |
|                        |                              |                                    | 27,732,822.43                                                               | 114,025.50                                                         | 1,409.05                                                                    |              |
|                        |                              |                                    | 6,707,395.98                                                                | 147,030.89                                                         | 1,620.20                                                                    |              |
|                        |                              |                                    | 7,992,030.44                                                                | 74,148.81                                                          | (211.15)                                                                    |              |
| TOTAL PORTFOLIO        |                              |                                    | 20,595,664.72                                                               | 26,447,976.82                                                      | 106,943.05                                                                  | 106,943.05   |

## Cash Flow Report

As of October 31, 2019



| Payment Date | Transaction Type | CUSIP     | Quantity   | Security Description                                            | Principal Amount | Income   | Total Amount |
|--------------|------------------|-----------|------------|-----------------------------------------------------------------|------------------|----------|--------------|
| 11/01/2019   | Interest         | 46147URQ5 | 248,000.00 | Investors Community Bank Negotiable CD<br>1.5% Due 2/26/2021    | 0.00             | 315.95   | 315.95       |
| 11/03/2019   | Interest         | 037833AK6 | 200,000.00 | Apple Inc Note<br>2.4% Due 5/3/2023                             | 0.00             | 2,400.00 | 2,400.00     |
| 11/07/2019   | Interest         | 02587DXU7 | 250,000.00 | American Express Centurion Negotiable CD<br>2% Due 5/7/2020     | 0.00             | 2,520.55 | 2,520.55     |
| 11/08/2019   | Interest         | 31938QL36 | 248,000.00 | First Business Negotiable CD<br>1.55% Due 3/6/2020              | 0.00             | 1,937.80 | 1,937.80     |
| 11/13/2019   | Interest         | 459200JX0 | 200,000.00 | IBM Corp Note<br>2.85% Due 5/13/2022                            | 0.00             | 2,818.33 | 2,818.33     |
| 11/13/2019   | Interest         | 254672NN4 | 250,000.00 | Discover Bank Negotiable CD<br>2% Due 5/13/2020                 | 0.00             | 2,520.55 | 2,520.55     |
| 11/13/2019   | Maturity         | 313384PE3 | 845,000.00 | FHLB Discount Note                                              | 845,000.00       | 0.00     | 845,000.00   |
| 11/15/2019   | Interest         | 63969ABR4 | 248,000.00 | Nebraska State Bank & Trust Negotiable CD<br>1.2% Due 1/15/2020 | 0.00             | 252.76   | 252.76       |
| 11/15/2019   | Interest         | 55266CRD0 | 248,000.00 | MB Financial Bank NA Negotiable CD<br>1.4% Due 4/15/2021        | 0.00             | 294.88   | 294.88       |
| 11/15/2019   | Paydown          | 89231PAD0 | 175,000.00 | Toyota Auto Receivables Trust 2018-D A3<br>3.18% Due 3/15/2023  | 0.00             | 463.75   | 463.75       |
| 11/15/2019   | Paydown          | 47788BAD6 | 118,280.76 | John Deere Owner Trust 2017-B A3<br>1.82% Due 10/15/2021        | 13,889.19        | 179.39   | 14,068.58    |
| 11/15/2019   | Paydown          | 43815NAC8 | 115,000.00 | Honda Auto Receivables Trust 2019-3 A3<br>1.78% Due 8/15/2023   | 0.00             | 170.58   | 170.58       |
| 11/15/2019   | Paydown          | 477870AB5 | 200,000.00 | John Deere Owner Trust 2019-B A2<br>2.28% Due 5/16/2022         | 0.00             | 380.00   | 380.00       |
| 11/15/2019   | Paydown          | 65479JAD5 | 120,000.00 | Nissan Auto Receivables Owner 2019-C A3<br>1.93% Due 7/15/2024  | 0.00             | 141.53   | 141.53       |
| 11/15/2019   | Paydown          | 47789JAD8 | 250,000.00 | John Deere Owner Trust 2019-A A3<br>2.91% Due 7/17/2023         | 0.00             | 606.25   | 606.25       |
| 11/18/2019   | Paydown          | 89238KAD4 | 194,278.77 | Toyota Auto Receivables Trust 2017-D A3<br>1.93% Due 1/18/2022  | 13,544.28        | 312.47   | 13,856.75    |
| 11/18/2019   | Paydown          | 43814WAB1 | 130,000.00 | Honda Auto Receivables Trust 2019-1 A2<br>2.75% Due 9/20/2021   | 7,571.39         | 297.92   | 7,869.31     |

## Cash Flow Report

As of October 31, 2019



| Payment Date    | Transaction Type | CUSIP      | Quantity     | Security Description                                                    | Principal Amount    | Income           | Total Amount        |
|-----------------|------------------|------------|--------------|-------------------------------------------------------------------------|---------------------|------------------|---------------------|
| 11/19/2019      | Interest         | 857477AV5  | 200,000.00   | State Street Bank Note<br>1.95% Due 5/19/2021                           | 0.00                | 1,950.00         | 1,950.00            |
| 11/19/2019      | Paydown          | 3137BM6P6  | 0.00         | FHLMC K721 A2<br>3.09% Due 8/25/2022                                    | 0.00                | 347.63           | 347.63              |
| 11/20/2019      | Paydown          | 92348AAA3  | 80,000.00    | Verizon Owner Trust 2019-C A1A<br>1.94% Due 4/22/2024                   | 0.00                | 181.07           | 181.07              |
| 11/21/2019      | Interest         | 808513AW5  | 200,000.00   | Charles Schwab Corp Callable Note Cont 4/21/2021<br>3.25% Due 5/21/2021 | 0.00                | 3,250.00         | 3,250.00            |
| 11/25/2019      | Call             | 3134G9SL7  | 1,000,000.00 | FHLMC Callable Note Qrtly 11/25/2016<br>1.6% Due 8/25/2021              | 1,000,000.00        | 4,000.00         | 1,004,000.00        |
| 11/25/2019      | Call             | 3136G3Y25  | 1,000,000.00 | FNMA Callable Note Qtrly 8/25/2017<br>1.5% Due 8/25/2021                | 1,000,000.00        | 3,750.00         | 1,003,750.00        |
| 11/25/2019      | Interest         | 3137BM6P6  | 135,000.00   | FHLMC K721 A2<br>3.09% Due 8/25/2022                                    | 0.00                | 347.63           | 347.63              |
| 11/25/2019      | Interest         | 404280BA6  | 200,000.00   | HSBC Holdings PLC Note<br>3.6% Due 5/25/2023                            | 0.00                | 3,600.00         | 3,600.00            |
| 11/25/2019      | Interest         | 38148J3E9  | 245,000.00   | Goldman Sachs Bank USA Negotiable CD<br>2.3% Due 11/25/2020             | 0.00                | 2,840.66         | 2,840.66            |
| 11/25/2019      | Paydown          | 3137B4GY6  | 275,000.00   | FHLMC K032 A2<br>3.31% Due 5/25/2023                                    | 5,988.46            | 758.54           | 6,747.00            |
| 11/26/2019      | Interest         | 684000\$09 | 250,000.00   | Opus Bank Collateralized CD<br>0.25% Due 6/28/2020                      | 0.00                | 53.02            | 53.02               |
| 11/26/2019      | Maturity         | 912796WF2  | 650,000.00   | US Treasury Bill                                                        | 650,000.00          | 0.00             | 650,000.00          |
| 11/30/2019      | Interest         | 912828M80  | 110,000.00   | US Treasury Note<br>2% Due 11/30/2022                                   | 0.00                | 1,100.00         | 1,100.00            |
| <b>NOV 2019</b> |                  |            |              |                                                                         | <b>3,535,993.32</b> | <b>37,791.26</b> | <b>3,573,784.58</b> |
| 12/01/2019      | Interest         | 46147URQ5  | 248,000.00   | Investors Community Bank Negotiable CD<br>1.5% Due 2/26/2021            | 0.00                | 305.75           | 305.75              |
| 12/08/2019      | Interest         | 3130A0F70  | 350,000.00   | FHLB Note<br>3.375% Due 12/8/2023                                       | 0.00                | 5,906.25         | 5,906.25            |
| 12/15/2019      | Interest         | 55266CRD0  | 248,000.00   | MB Financial Bank NA Negotiable CD<br>1.4% Due 4/15/2021                | 0.00                | 285.37           | 285.37              |

## Cash Flow Report

As of October 31, 2019



| Payment Date    | Transaction Type | CUSIP      | Quantity   | Security Description                                            | Principal Amount  | Income           | Total Amount      |
|-----------------|------------------|------------|------------|-----------------------------------------------------------------|-------------------|------------------|-------------------|
| 12/15/2019      | Interest         | 63969ABR4  | 248,000.00 | Nebraska State Bank & Trust Negotiable CD<br>1.2% Due 1/15/2020 | 0.00              | 244.60           | 244.60            |
| 12/15/2019      | Paydown          | 89231PAD0  | 175,000.00 | Toyota Auto Receivables Trust 2018-D A3<br>3.18% Due 3/15/2023  | 4,225.54          | 463.75           | 4,689.29          |
| 12/15/2019      | Paydown          | 47788BAD6  | 118,280.76 | John Deere Owner Trust 2017-B A3<br>1.82% Due 10/15/2021        | 7,922.98          | 158.33           | 8,081.31          |
| 12/15/2019      | Paydown          | 43815NAC8  | 115,000.00 | Honda Auto Receivables Trust 2019-3 A3<br>1.78% Due 8/15/2023   | 5,076.71          | 170.58           | 5,247.29          |
| 12/15/2019      | Paydown          | 477870AB5  | 200,000.00 | John Deere Owner Trust 2019-B A2<br>2.28% Due 5/16/2022         | 6,252.24          | 380.00           | 6,632.24          |
| 12/15/2019      | Paydown          | 47789JAD8  | 250,000.00 | John Deere Owner Trust 2019-A A3<br>2.91% Due 7/17/2023         | 5,271.54          | 606.25           | 5,877.79          |
| 12/15/2019      | Paydown          | 65479JAD5  | 120,000.00 | Nissan Auto Receivables Owner 2019-C A3<br>1.93% Due 7/15/2024  | 2,013.10          | 193.00           | 2,206.10          |
| 12/17/2019      | Maturity         | 063248EY0  | 248,000.00 | Bank Leumi USA NY Negotiable CD<br>2% Due 12/17/2019            | 248,000.00        | 2,486.79         | 250,486.79        |
| 12/18/2019      | Paydown          | 89238KAD4  | 194,278.77 | Toyota Auto Receivables Trust 2017-D A3<br>1.93% Due 1/18/2022  | 13,065.74         | 290.68           | 13,356.42         |
| 12/18/2019      | Paydown          | 43814WAB1  | 130,000.00 | Honda Auto Receivables Trust 2019-1 A2<br>2.75% Due 9/20/2021   | 5,171.84          | 280.57           | 5,452.41          |
| 12/20/2019      | Paydown          | 92348AAA3  | 80,000.00  | Verizon Owner Trust 2019-C A1A<br>1.94% Due 4/22/2024           | 1,394.97          | 129.33           | 1,524.30          |
| 12/25/2019      | Interest         | 3137BM6P6  | 135,000.00 | FHLMC K721 A2<br>3.09% Due 8/25/2022                            | 0.00              | 347.63           | 347.63            |
| 12/25/2019      | Paydown          | 3137B4GY6  | 275,000.00 | FHLMC K032 A2<br>3.31% Due 5/25/2023                            | 6,007.03          | 742.02           | 6,749.05          |
| 12/26/2019      | Interest         | 684000\$09 | 250,000.00 | Opus Bank Collateralized CD<br>0.25% Due 6/28/2020              | 0.00              | 51.31            | 51.31             |
| 12/29/2019      | Interest         | 87164XMJ2  | 248,000.00 | Synchrony Bank Negotiable CD<br>1.55% Due 6/29/2021             | 0.00              | 1,927.27         | 1,927.27          |
| <b>DEC 2019</b> |                  |            |            |                                                                 | <b>304,401.69</b> | <b>14,969.48</b> | <b>319,371.17</b> |
| 01/01/2020      | Interest         | 46147URQ5  | 248,000.00 | Investors Community Bank Negotiable CD<br>1.5% Due 2/26/2021    | 0.00              | 315.95           | 315.95            |

## Cash Flow Report

As of October 31, 2019



| Payment Date | Transaction Type | CUSIP      | Quantity       | Security Description                                            | Principal Amount | Income    | Total Amount |
|--------------|------------------|------------|----------------|-----------------------------------------------------------------|------------------|-----------|--------------|
| 01/11/2020   | Interest         | 89236TEL5  | 200,000.00     | Toyota Motor Credit Corp Note<br>2.7% Due 1/11/2023             | 0.00             | 2,700.00  | 2,700.00     |
| 01/12/2020   | Interest         | 02665WBF7  | 200,000.00     | American Honda Finance Note<br>1.65% Due 7/12/2021              | 0.00             | 1,650.00  | 1,650.00     |
| 01/13/2020   | Interest         | 3137EADB2  | 350,000.00     | FHLMC Note<br>2.375% Due 1/13/2022                              | 0.00             | 4,156.25  | 4,156.25     |
| 01/15/2020   | Dividend         | 90LAIF\$00 | 267,999,422.66 | Local Agency Investment Fund State Pool                         | 0.00             | 15,810.76 | 15,810.76    |
| 01/15/2020   | Interest         | 55266CRD0  | 248,000.00     | MB Financial Bank NA Negotiable CD<br>1.4% Due 4/15/2021        | 0.00             | 294.88    | 294.88       |
| 01/15/2020   | Maturity         | 63969ABR4  | 248,000.00     | Nebraska State Bank & Trust Negotiable CD<br>1.2% Due 1/15/2020 | 248,000.00       | 252.76    | 248,252.76   |
| 01/15/2020   | Paydown          | 43815NAC8  | 115,000.00     | Honda Auto Receivables Trust 2019-3 A3<br>1.78% Due 8/15/2023   | 4,976.66         | 163.05    | 5,139.71     |
| 01/15/2020   | Paydown          | 477870AB5  | 200,000.00     | John Deere Owner Trust 2019-B A2<br>2.28% Due 5/16/2022         | 6,265.26         | 368.12    | 6,633.38     |
| 01/15/2020   | Paydown          | 47789JAD8  | 250,000.00     | John Deere Owner Trust 2019-A A3<br>2.91% Due 7/17/2023         | 5,284.01         | 593.47    | 5,877.48     |
| 01/15/2020   | Paydown          | 65479JAD5  | 120,000.00     | Nissan Auto Receivables Owner 2019-C A3<br>1.93% Due 7/15/2024  | 2,017.63         | 189.76    | 2,207.39     |
| 01/15/2020   | Paydown          | 89231PAD0  | 175,000.00     | Toyota Auto Receivables Trust 2018-D A3<br>3.18% Due 3/15/2023  | 4,233.04         | 452.55    | 4,685.59     |
| 01/15/2020   | Paydown          | 47788BAD6  | 118,280.76     | John Deere Owner Trust 2017-B A3<br>1.82% Due 10/15/2021        | 7,619.75         | 146.31    | 7,766.06     |
| 01/18/2020   | Paydown          | 43814WAB1  | 130,000.00     | Honda Auto Receivables Trust 2019-1 A2<br>2.75% Due 9/20/2021   | 5,185.34         | 268.71    | 5,454.05     |
| 01/18/2020   | Paydown          | 89238KAD4  | 194,278.77     | Toyota Auto Receivables Trust 2017-D A3<br>1.93% Due 1/18/2022  | 12,586.03        | 269.67    | 12,855.70    |
| 01/19/2020   | Call             | 3130A6LQ8  | 500,000.00     | FHLB Callable Note Qtrly 10/19/2017<br>1.7% Due 10/19/2020      | 500,000.00       | 2,125.00  | 502,125.00   |
| 01/19/2020   | Interest         | 78012KKU0  | 200,000.00     | Royal Bank of Canada Note<br>2.5% Due 1/19/2021                 | 0.00             | 2,500.00  | 2,500.00     |
| 01/20/2020   | Paydown          | 92348AAA3  | 80,000.00      | Verizon Owner Trust 2019-C A1A<br>1.94% Due 4/22/2024           | 1,398.10         | 127.08    | 1,525.18     |

## Cash Flow Report

As of October 31, 2019



| Payment Date    | Transaction Type | CUSIP      | Quantity   | Security Description                                                         | Principal Amount  | Income           | Total Amount      |
|-----------------|------------------|------------|------------|------------------------------------------------------------------------------|-------------------|------------------|-------------------|
| 01/24/2020      | Interest         | 90331HNV1  | 250,000.00 | US Bank NA Callable Note Cont 6/23/2023<br>3.4% Due 7/24/2023                | 0.00              | 4,250.00         | 4,250.00          |
| 01/24/2020      | Interest         | 949746SK8  | 200,000.00 | Wells Fargo Company Callable Note 1X 1/24/2023<br>3.069% Due 1/24/2023       | 0.00              | 3,069.00         | 3,069.00          |
| 01/25/2020      | Interest         | 3137BM6P6  | 135,000.00 | FHLMC K721 A2<br>3.09% Due 8/25/2022                                         | 0.00              | 347.63           | 347.63            |
| 01/25/2020      | Paydown          | 3137B4GY6  | 275,000.00 | FHLMC K032 A2<br>3.31% Due 5/25/2023                                         | 6,025.65          | 725.45           | 6,751.10          |
| 01/26/2020      | Interest         | 684000\$09 | 250,000.00 | Opus Bank Collaterized CD<br>0.25% Due 6/28/2020                             | 0.00              | 53.02            | 53.02             |
| <b>JAN 2020</b> |                  |            |            |                                                                              | <b>803,591.47</b> | <b>40,829.42</b> | <b>844,420.89</b> |
| 02/01/2020      | Interest         | 46147URQ5  | 248,000.00 | Investors Community Bank Negotiable CD<br>1.5% Due 2/26/2021                 | 0.00              | 315.95           | 315.95            |
| 02/09/2020      | Interest         | 69371RP42  | 200,000.00 | Paccar Financial Corp Note<br>3.15% Due 8/9/2021                             | 0.00              | 3,150.00         | 3,150.00          |
| 02/15/2020      | Interest         | 55266CRD0  | 248,000.00 | MB Financial Bank NA Negotiable CD<br>1.4% Due 4/15/2021                     | 0.00              | 294.88           | 294.88            |
| 02/15/2020      | Interest         | 46623EKG3  | 200,000.00 | JP Morgan Chase Callable Note 1X 8/15/2020<br>2.295% Due 8/15/2021           | 0.00              | 2,295.00         | 2,295.00          |
| 02/15/2020      | Paydown          | 477870AB5  | 200,000.00 | John Deere Owner Trust 2019-B A2<br>2.28% Due 5/16/2022                      | 6,278.31          | 356.22           | 6,634.53          |
| 02/15/2020      | Paydown          | 89231PAD0  | 175,000.00 | Toyota Auto Receivables Trust 2018-D A3<br>3.18% Due 3/15/2023               | 4,240.55          | 441.33           | 4,681.88          |
| 02/15/2020      | Paydown          | 65479JAD5  | 120,000.00 | Nissan Auto Receivables Owner 2019-C A3<br>1.93% Due 7/15/2024               | 2,022.16          | 186.52           | 2,208.68          |
| 02/15/2020      | Paydown          | 43815NAC8  | 115,000.00 | Honda Auto Receivables Trust 2019-3 A3<br>1.78% Due 8/15/2023                | 4,876.37          | 155.67           | 5,032.04          |
| 02/15/2020      | Paydown          | 47788BAD6  | 118,280.76 | John Deere Owner Trust 2017-B A3<br>1.82% Due 10/15/2021                     | 7,315.89          | 134.75           | 7,450.64          |
| 02/15/2020      | Paydown          | 47789JAD8  | 250,000.00 | John Deere Owner Trust 2019-A A3<br>2.91% Due 7/17/2023                      | 5,296.52          | 580.65           | 5,877.17          |
| 02/16/2020      | Interest         | 06406FAD5  | 200,000.00 | Bank of NY Mellon Corp Callable Note Cont<br>6/16/2023<br>2.2% Due 8/16/2023 | 0.00              | 2,200.00         | 2,200.00          |

## Cash Flow Report

As of October 31, 2019



| Payment Date    | Transaction Type | CUSIP      | Quantity   | Security Description                                           | Principal Amount | Income           | Total Amount     |
|-----------------|------------------|------------|------------|----------------------------------------------------------------|------------------|------------------|------------------|
| 02/16/2020      | Interest         | 98878BER5  | 248,000.00 | Zions Bank Negotiable CD<br>1.7% Due 2/16/2021                 | 0.00             | 2,125.33         | 2,125.33         |
| 02/17/2020      | Interest         | 69353RFB9  | 250,000.00 | PNC Bank Callable Note Cont 1/18/2022<br>2.625% Due 2/17/2022  | 0.00             | 3,281.25         | 3,281.25         |
| 02/18/2020      | Paydown          | 89238KAD4  | 194,278.77 | Toyota Auto Receivables Trust 2017-D A3<br>1.93% Due 1/18/2022 | 12,105.16        | 249.42           | 12,354.58        |
| 02/18/2020      | Paydown          | 43814WAB1  | 130,000.00 | Honda Auto Receivables Trust 2019-1 A2<br>2.75% Due 9/20/2021  | 5,198.86         | 256.83           | 5,455.69         |
| 02/20/2020      | Paydown          | 92348AAA3  | 80,000.00  | Verizon Owner Trust 2019-C A1A<br>1.94% Due 4/22/2024          | 1,401.25         | 124.82           | 1,526.07         |
| 02/21/2020      | Interest         | 29976D2F6  | 248,000.00 | Everbank Negotiable CD<br>2.05% Due 2/14/2022                  | 0.00             | 2,562.89         | 2,562.89         |
| 02/25/2020      | Interest         | 3137BM6P6  | 135,000.00 | FHLMC K721 A2<br>3.09% Due 8/25/2022                           | 0.00             | 347.63           | 347.63           |
| 02/25/2020      | Paydown          | 3137B4GY6  | 275,000.00 | FHLMC K032 A2<br>3.31% Due 5/25/2023                           | 6,044.33         | 708.83           | 6,753.16         |
| 02/26/2020      | Interest         | 684000\$09 | 250,000.00 | Opus Bank Collaterized CD<br>0.25% Due 6/28/2020               | 0.00             | 53.02            | 53.02            |
| 02/28/2020      | Interest         | 48714LAC3  | 248,000.00 | Kearny Bank Negotiable CD<br>1.75% Due 3/1/2021                | 0.00             | 2,187.84         | 2,187.84         |
| <b>FEB 2020</b> |                  |            |            |                                                                | <b>54,779.40</b> | <b>22,008.83</b> | <b>76,788.23</b> |
| 03/01/2020      | Interest         | 46147URQ5  | 248,000.00 | Investors Community Bank Negotiable CD<br>1.5% Due 2/26/2021   | 0.00             | 295.56           | 295.56           |
| 03/06/2020      | Interest         | 02587CFZ8  | 250,000.00 | American Express Negotiable CD<br>1.95% Due 9/8/2020           | 0.00             | 2,430.82         | 2,430.82         |
| 03/06/2020      | Maturity         | 31938QL36  | 248,000.00 | First Business Negotiable CD<br>1.55% Due 3/6/2020             | 248,000.00       | 1,253.25         | 249,253.25       |
| 03/08/2020      | Interest         | 24422ETV1  | 305,000.00 | John Deere Capital Corp Note<br>2.15% Due 9/8/2022             | 0.00             | 3,278.75         | 3,278.75         |
| 03/10/2020      | Interest         | 3130ADRG9  | 350,000.00 | FHLB Note<br>2.75% Due 3/10/2023                               | 0.00             | 4,812.50         | 4,812.50         |
| 03/11/2020      | Interest         | 89114QCB2  | 200,000.00 | Toronto Dominion Bank Note<br>3.25% Due 3/11/2024              | 0.00             | 3,250.00         | 3,250.00         |

## Cash Flow Report

As of October 31, 2019



| Payment Date | Transaction Type | CUSIP      | Quantity   | Security Description                                           | Principal Amount | Income   | Total Amount |
|--------------|------------------|------------|------------|----------------------------------------------------------------|------------------|----------|--------------|
| 03/12/2020   | Interest         | 3135G0U43  | 350,000.00 | FNMA Note<br>2.875% Due 9/12/2023                              | 0.00             | 5,031.25 | 5,031.25     |
| 03/15/2020   | Interest         | 68389XBK0  | 200,000.00 | Oracle Corp Callable Note Cont 8/15/2021<br>1.9% Due 9/15/2021 | 0.00             | 1,900.00 | 1,900.00     |
| 03/15/2020   | Interest         | 88413QBQ0  | 250,000.00 | Third Fed Sav&Ln Cleveland Negotiable CD<br>1.9% Due 9/15/2020 | 0.00             | 2,368.49 | 2,368.49     |
| 03/15/2020   | Interest         | 55266CRD0  | 248,000.00 | MB Financial Bank NA Negotiable CD<br>1.4% Due 4/15/2021       | 0.00             | 275.86   | 275.86       |
| 03/15/2020   | Paydown          | 89231PAD0  | 175,000.00 | Toyota Auto Receivables Trust 2018-D A3<br>3.18% Due 3/15/2023 | 4,248.06         | 430.10   | 4,678.16     |
| 03/15/2020   | Paydown          | 47788BAD6  | 118,280.76 | John Deere Owner Trust 2017-B A3<br>1.82% Due 10/15/2021       | 7,011.40         | 123.66   | 7,135.06     |
| 03/15/2020   | Paydown          | 477870AB5  | 200,000.00 | John Deere Owner Trust 2019-B A2<br>2.28% Due 5/16/2022        | 6,291.39         | 344.29   | 6,635.68     |
| 03/15/2020   | Paydown          | 43815NAC8  | 115,000.00 | Honda Auto Receivables Trust 2019-3 A3<br>1.78% Due 8/15/2023  | 4,775.83         | 148.44   | 4,924.27     |
| 03/15/2020   | Paydown          | 65479JAD5  | 120,000.00 | Nissan Auto Receivables Owner 2019-C A3<br>1.93% Due 7/15/2024 | 2,026.72         | 183.26   | 2,209.98     |
| 03/15/2020   | Paydown          | 47789JAD8  | 250,000.00 | John Deere Owner Trust 2019-A A3<br>2.91% Due 7/17/2023        | 5,309.05         | 567.81   | 5,876.86     |
| 03/18/2020   | Paydown          | 43814WAB1  | 130,000.00 | Honda Auto Receivables Trust 2019-1 A2<br>2.75% Due 9/20/2021  | 5,212.42         | 244.92   | 5,457.34     |
| 03/18/2020   | Paydown          | 89238KAD4  | 194,278.77 | Toyota Auto Receivables Trust 2017-D A3<br>1.93% Due 1/18/2022 | 11,623.11        | 229.96   | 11,853.07    |
| 03/20/2020   | Paydown          | 92348AAA3  | 80,000.00  | Verizon Owner Trust 2019-C A1A<br>1.94% Due 4/22/2024          | 1,404.41         | 122.55   | 1,526.96     |
| 03/25/2020   | Interest         | 3137BM6P6  | 135,000.00 | FHLMC K721 A2<br>3.09% Due 8/25/2022                           | 0.00             | 347.63   | 347.63       |
| 03/25/2020   | Paydown          | 3137B4GY6  | 275,000.00 | FHLMC K032 A2<br>3.31% Due 5/25/2023                           | 6,063.06         | 692.16   | 6,755.22     |
| 03/26/2020   | Interest         | 684000\$09 | 250,000.00 | Opus Bank Collateralized CD<br>0.25% Due 6/28/2020             | 0.00             | 49.60    | 49.60        |
| 03/30/2020   | Interest         | 05580ACZ5  | 248,000.00 | BMW Corp Negotiable CD<br>2.2% Due 9/30/2020                   | 0.00             | 2,720.53 | 2,720.53     |

## Cash Flow Report

As of October 31, 2019



| Payment Date    | Transaction Type | CUSIP     | Quantity   | Security Description                                           | Principal Amount  | Income           | Total Amount      |
|-----------------|------------------|-----------|------------|----------------------------------------------------------------|-------------------|------------------|-------------------|
| 03/30/2020      | Interest         | 14042RAK7 | 248,000.00 | CAPITAL ONE Negotiable CD<br>2.25% Due 9/30/2020               | 0.00              | 2,782.36         | 2,782.36          |
| 03/31/2020      | Interest         | 912828T26 | 140,000.00 | US Treasury Note<br>1.375% Due 9/30/2023                       | 0.00              | 962.50           | 962.50            |
| <b>MAR 2020</b> |                  |           |            |                                                                | <b>301,965.45</b> | <b>34,846.25</b> | <b>336,811.70</b> |
| 04/01/2020      | Interest         | 46147URQ5 | 248,000.00 | Investors Community Bank Negotiable CD<br>1.5% Due 2/26/2021   | 0.00              | 315.95           | 315.95            |
| 04/06/2020      | Interest         | 140420XR6 | 248,000.00 | Capital One Bank USA NA Negotiable CD<br>1.7% Due 4/6/2021     | 0.00              | 2,113.78         | 2,113.78          |
| 04/07/2020      | Interest         | 08173QBS4 | 248,000.00 | Beneficial Bank Negotiable CD<br>1.55% Due 10/7/2021           | 0.00              | 1,927.27         | 1,927.27          |
| 04/15/2020      | Interest         | 55266CRD0 | 248,000.00 | MB Financial Bank NA Negotiable CD<br>1.4% Due 4/15/2021       | 0.00              | 294.88           | 294.88            |
| 04/15/2020      | Paydown          | 65479JAD5 | 120,000.00 | Nissan Auto Receivables Owner 2019-C A3<br>1.93% Due 7/15/2024 | 2,031.27          | 180.01           | 2,211.28          |
| 04/15/2020      | Paydown          | 43815NAC8 | 115,000.00 | Honda Auto Receivables Trust 2019-3 A3<br>1.78% Due 8/15/2023  | 4,675.06          | 141.35           | 4,816.41          |
| 04/15/2020      | Paydown          | 477870AB5 | 200,000.00 | John Deere Owner Trust 2019-B A2<br>2.28% Due 5/16/2022        | 6,304.51          | 332.33           | 6,636.84          |
| 04/15/2020      | Paydown          | 89231PAD0 | 175,000.00 | Toyota Auto Receivables Trust 2018-D A3<br>3.18% Due 3/15/2023 | 4,255.60          | 418.84           | 4,674.44          |
| 04/15/2020      | Paydown          | 47788BAD6 | 118,280.76 | John Deere Owner Trust 2017-B A3<br>1.82% Due 10/15/2021       | 6,706.29          | 113.02           | 6,819.31          |
| 04/15/2020      | Paydown          | 47789JAD8 | 250,000.00 | John Deere Owner Trust 2019-A A3<br>2.91% Due 7/17/2023        | 5,321.62          | 554.93           | 5,876.55          |
| 04/18/2020      | Paydown          | 43814WAB1 | 130,000.00 | Honda Auto Receivables Trust 2019-1 A2<br>2.75% Due 9/20/2021  | 5,226.02          | 232.97           | 5,458.99          |
| 04/18/2020      | Paydown          | 89238KAD4 | 194,278.77 | Toyota Auto Receivables Trust 2017-D A3<br>1.93% Due 1/18/2022 | 11,139.90         | 211.26           | 11,351.16         |
| 04/19/2020      | Interest         | 06051GFW4 | 200,000.00 | Bank of America Corp Note<br>2.625% Due 4/19/2021              | 0.00              | 2,625.00         | 2,625.00          |
| 04/20/2020      | Paydown          | 92348AAA3 | 80,000.00  | Verizon Owner Trust 2019-C A1A<br>1.94% Due 4/22/2024          | 1,407.57          | 120.28           | 1,527.85          |

## Cash Flow Report

As of October 31, 2019



| Payment Date    | Transaction Type | CUSIP      | Quantity   | Security Description                                           | Principal Amount | Income           | Total Amount     |
|-----------------|------------------|------------|------------|----------------------------------------------------------------|------------------|------------------|------------------|
| 04/25/2020      | Interest         | 31378M6P6  | 135,000.00 | FHLMC K721 A2<br>3.09% Due 8/25/2022                           | 0.00             | 347.63           | 347.63           |
| 04/25/2020      | Paydown          | 313784GY6  | 275,000.00 | FHLMC K032 A2<br>3.31% Due 5/25/2023                           | 6,081.85         | 675.44           | 6,757.29         |
| 04/26/2020      | Interest         | 684000\$09 | 250,000.00 | Opus Bank Collateralized CD<br>0.25% Due 6/28/2020             | 0.00             | 53.02            | 53.02            |
| <b>APR 2020</b> |                  |            |            |                                                                | <b>53,149.69</b> | <b>10,657.96</b> | <b>63,807.65</b> |
| 05/01/2020      | Interest         | 46147URQ5  | 248,000.00 | Investors Community Bank Negotiable CD<br>1.5% Due 2/26/2021   | 0.00             | 305.75           | 305.75           |
| 05/03/2020      | Interest         | 037833AK6  | 200,000.00 | Apple Inc Note<br>2.4% Due 5/3/2023                            | 0.00             | 2,400.00         | 2,400.00         |
| 05/07/2020      | Maturity         | 02587DXU7  | 250,000.00 | American Express Centurion Negotiable CD<br>2% Due 5/7/2020    | 250,000.00       | 2,493.15         | 252,493.15       |
| 05/13/2020      | Interest         | 459200JX0  | 200,000.00 | IBM Corp Note<br>2.85% Due 5/13/2022                           | 0.00             | 2,850.00         | 2,850.00         |
| 05/13/2020      | Maturity         | 254672NN4  | 250,000.00 | Discover Bank Negotiable CD<br>2% Due 5/13/2020                | 250,000.00       | 2,493.15         | 252,493.15       |
| 05/15/2020      | Interest         | 55266CRD0  | 248,000.00 | MB Financial Bank NA Negotiable CD<br>1.4% Due 4/15/2021       | 0.00             | 285.37           | 285.37           |
| 05/15/2020      | Paydown          | 477870AB5  | 200,000.00 | John Deere Owner Trust 2019-B A2<br>2.28% Due 5/16/2022        | 6,317.63         | 320.36           | 6,637.99         |
| 05/15/2020      | Paydown          | 47788BAD6  | 118,280.76 | John Deere Owner Trust 2017-B A3<br>1.82% Due 10/15/2021       | 6,400.54         | 102.85           | 6,503.39         |
| 05/15/2020      | Paydown          | 43815NAC8  | 115,000.00 | Honda Auto Receivables Trust 2019-3 A3<br>1.78% Due 8/15/2023  | 4,574.03         | 134.42           | 4,708.45         |
| 05/15/2020      | Paydown          | 47789JAD8  | 250,000.00 | John Deere Owner Trust 2019-A A3<br>2.91% Due 7/17/2023        | 5,334.21         | 542.03           | 5,876.24         |
| 05/15/2020      | Paydown          | 65479JAD5  | 120,000.00 | Nissan Auto Receivables Owner 2019-C A3<br>1.93% Due 7/15/2024 | 2,035.85         | 176.74           | 2,212.59         |
| 05/15/2020      | Paydown          | 89231PAD0  | 175,000.00 | Toyota Auto Receivables Trust 2018-D A3<br>3.18% Due 3/15/2023 | 4,263.15         | 407.56           | 4,670.71         |
| 05/18/2020      | Paydown          | 43814WAB1  | 130,000.00 | Honda Auto Receivables Trust 2019-1 A2<br>2.75% Due 9/20/2021  | 5,239.66         | 220.99           | 5,460.65         |

## Cash Flow Report

As of October 31, 2019



| Payment Date    | Transaction Type | CUSIP      | Quantity   | Security Description                                                    | Principal Amount  | Income           | Total Amount      |
|-----------------|------------------|------------|------------|-------------------------------------------------------------------------|-------------------|------------------|-------------------|
| 05/18/2020      | Paydown          | 89238KAD4  | 194,278.77 | Toyota Auto Receivables Trust 2017-D A3<br>1.93% Due 1/18/2022          | 10,655.51         | 193.35           | 10,848.86         |
| 05/19/2020      | Interest         | 857477AV5  | 200,000.00 | State Street Bank Note<br>1.95% Due 5/19/2021                           | 0.00              | 1,950.00         | 1,950.00          |
| 05/20/2020      | Paydown          | 92348AAA3  | 80,000.00  | Verizon Owner Trust 2019-C A1A<br>1.94% Due 4/22/2024                   | 1,410.73          | 118.01           | 1,528.74          |
| 05/21/2020      | Interest         | 808513AW5  | 200,000.00 | Charles Schwab Corp Callable Note Cont 4/21/2021<br>3.25% Due 5/21/2021 | 0.00              | 3,250.00         | 3,250.00          |
| 05/25/2020      | Interest         | 404280BA6  | 200,000.00 | HSBC Holdings PLC Note<br>3.6% Due 5/25/2023                            | 0.00              | 3,600.00         | 3,600.00          |
| 05/25/2020      | Interest         | 31378M6P6  | 135,000.00 | FHLMC K721 A2<br>3.09% Due 8/25/2022                                    | 0.00              | 347.63           | 347.63            |
| 05/25/2020      | Interest         | 38148J3E9  | 245,000.00 | Goldman Sachs Bank USA Negotiable CD<br>2.3% Due 11/25/2020             | 0.00              | 2,809.78         | 2,809.78          |
| 05/25/2020      | Paydown          | 3137B4GY6  | 275,000.00 | FHLMC K032 A2<br>3.31% Due 5/25/2023                                    | 6,100.71          | 658.66           | 6,759.37          |
| 05/26/2020      | Interest         | 684000\$09 | 250,000.00 | Opus Bank Collateralized CD<br>0.25% Due 6/28/2020                      | 0.00              | 51.31            | 51.31             |
| 05/31/2020      | Interest         | 912828M80  | 110,000.00 | US Treasury Note<br>2% Due 11/30/2022                                   | 0.00              | 1,100.00         | 1,100.00          |
| <b>MAY 2020</b> |                  |            |            |                                                                         | <b>552,332.02</b> | <b>26,811.11</b> | <b>579,143.13</b> |
| 06/01/2020      | Interest         | 46147URQ5  | 248,000.00 | Investors Community Bank Negotiable CD<br>1.5% Due 2/26/2021            | 0.00              | 315.95           | 315.95            |
| 06/08/2020      | Interest         | 3130A0F70  | 350,000.00 | FHLB Note<br>3.375% Due 12/8/2023                                       | 0.00              | 5,906.25         | 5,906.25          |
| 06/15/2020      | Interest         | 55266CRD0  | 248,000.00 | MB Financial Bank NA Negotiable CD<br>1.4% Due 4/15/2021                | 0.00              | 294.88           | 294.88            |
| 06/15/2020      | Paydown          | 65479JAD5  | 120,000.00 | Nissan Auto Receivables Owner 2019-C A3<br>1.93% Due 7/15/2024          | 2,040.43          | 173.46           | 2,213.89          |
| 06/15/2020      | Paydown          | 89231PAD0  | 175,000.00 | Toyota Auto Receivables Trust 2018-D A3<br>3.18% Due 3/15/2023          | 4,270.70          | 396.27           | 4,666.97          |
| 06/15/2020      | Paydown          | 47788BAD6  | 118,280.76 | John Deere Owner Trust 2017-B A3<br>1.82% Due 10/15/2021                | 6,094.16          | 93.15            | 6,187.31          |

## Cash Flow Report

As of October 31, 2019



| Payment Date    | Transaction Type | CUSIP      | Quantity   | Security Description                                           | Principal Amount  | Income           | Total Amount      |
|-----------------|------------------|------------|------------|----------------------------------------------------------------|-------------------|------------------|-------------------|
| 06/15/2020      | Paydown          | 47789JAD8  | 250,000.00 | John Deere Owner Trust 2019-A A3<br>2.91% Due 7/17/2023        | 5,346.84          | 529.09           | 5,875.93          |
| 06/15/2020      | Paydown          | 43815NAC8  | 115,000.00 | Honda Auto Receivables Trust 2019-3 A3<br>1.78% Due 8/15/2023  | 4,472.77          | 127.63           | 4,600.40          |
| 06/15/2020      | Paydown          | 477870AB5  | 200,000.00 | John Deere Owner Trust 2019-B A2<br>2.28% Due 5/16/2022        | 6,330.80          | 308.35           | 6,639.15          |
| 06/18/2020      | Paydown          | 43814WAB1  | 130,000.00 | Honda Auto Receivables Trust 2019-1 A2<br>2.75% Due 9/20/2021  | 5,253.32          | 208.99           | 5,462.31          |
| 06/18/2020      | Paydown          | 89238KAD4  | 194,278.77 | Toyota Auto Receivables Trust 2017-D A3<br>1.93% Due 1/18/2022 | 10,169.95         | 176.21           | 10,346.16         |
| 06/20/2020      | Paydown          | 92348AAA3  | 80,000.00  | Verizon Owner Trust 2019-C A1A<br>1.94% Due 4/22/2024          | 1,413.90          | 115.73           | 1,529.63          |
| 06/25/2020      | Interest         | 3137BM6P6  | 135,000.00 | FHLMC K721 A2<br>3.09% Due 8/25/2022                           | 0.00              | 347.63           | 347.63            |
| 06/25/2020      | Paydown          | 3137B4GY6  | 275,000.00 | FHLMC K032 A2<br>3.31% Due 5/25/2023                           | 6,119.63          | 641.83           | 6,761.46          |
| 06/26/2020      | Interest         | 684000\$09 | 250,000.00 | Opus Bank Collateralized CD<br>0.25% Due 6/28/2020             | 0.00              | 53.02            | 53.02             |
| 06/28/2020      | Maturity         | 684000\$09 | 250,000.00 | Opus Bank Collateralized CD<br>0.25% Due 6/28/2020             | 250,000.00        | 3.42             | 250,003.42        |
| 06/29/2020      | Interest         | 87164XMJ2  | 248,000.00 | Synchrony Bank Negotiable CD<br>1.55% Due 6/29/2021            | 0.00              | 1,927.27         | 1,927.27          |
| <b>JUN 2020</b> |                  |            |            |                                                                | <b>301,512.50</b> | <b>11,619.13</b> | <b>313,131.63</b> |
| 07/01/2020      | Interest         | 46147URQ5  | 248,000.00 | Investors Community Bank Negotiable CD<br>1.5% Due 2/26/2021   | 0.00              | 305.75           | 305.75            |
| 07/11/2020      | Interest         | 89236TEL5  | 200,000.00 | Toyota Motor Credit Corp Note<br>2.7% Due 1/11/2023            | 0.00              | 2,700.00         | 2,700.00          |
| 07/12/2020      | Interest         | 02665WBF7  | 200,000.00 | American Honda Finance Note<br>1.65% Due 7/12/2021             | 0.00              | 1,650.00         | 1,650.00          |
| 07/13/2020      | Interest         | 3137EADB2  | 350,000.00 | FHLMC Note<br>2.375% Due 1/13/2022                             | 0.00              | 4,156.25         | 4,156.25          |
| 07/15/2020      | Interest         | 55266CRD0  | 248,000.00 | MB Financial Bank NA Negotiable CD<br>1.4% Due 4/15/2021       | 0.00              | 285.37           | 285.37            |

## Cash Flow Report

As of October 31, 2019



| Payment Date    | Transaction Type | CUSIP     | Quantity   | Security Description                                                   | Principal Amount | Income           | Total Amount     |
|-----------------|------------------|-----------|------------|------------------------------------------------------------------------|------------------|------------------|------------------|
| 07/15/2020      | Paydown          | 47788BAD6 | 118,280.76 | John Deere Owner Trust 2017-B A3<br>1.82% Due 10/15/2021               | 5,787.16         | 83.90            | 5,871.06         |
| 07/15/2020      | Paydown          | 47789JAD8 | 250,000.00 | John Deere Owner Trust 2019-A A3<br>2.91% Due 7/17/2023                | 5,359.49         | 516.13           | 5,875.62         |
| 07/15/2020      | Paydown          | 43815NAC8 | 115,000.00 | Honda Auto Receivables Trust 2019-3 A3<br>1.78% Due 8/15/2023          | 4,371.25         | 121.00           | 4,492.25         |
| 07/15/2020      | Paydown          | 65479JAD5 | 120,000.00 | Nissan Auto Receivables Owner 2019-C A3<br>1.93% Due 7/15/2024         | 2,045.02         | 170.18           | 2,215.20         |
| 07/15/2020      | Paydown          | 89231PAD0 | 175,000.00 | Toyota Auto Receivables Trust 2018-D A3<br>3.18% Due 3/15/2023         | 4,278.27         | 384.95           | 4,663.22         |
| 07/15/2020      | Paydown          | 477870AB5 | 200,000.00 | John Deere Owner Trust 2019-B A2<br>2.28% Due 5/16/2022                | 6,343.99         | 296.32           | 6,640.31         |
| 07/18/2020      | Paydown          | 43814WAB1 | 130,000.00 | Honda Auto Receivables Trust 2019-1 A2<br>2.75% Due 9/20/2021          | 5,267.02         | 196.95           | 5,463.97         |
| 07/18/2020      | Paydown          | 89238KAD4 | 194,278.77 | Toyota Auto Receivables Trust 2017-D A3<br>1.93% Due 1/18/2022         | 9,683.21         | 159.85           | 9,843.06         |
| 07/19/2020      | Interest         | 78012KKU0 | 200,000.00 | Royal Bank of Canada Note<br>2.5% Due 1/19/2021                        | 0.00             | 2,500.00         | 2,500.00         |
| 07/20/2020      | Paydown          | 92348AAA3 | 80,000.00  | Verizon Owner Trust 2019-C A1A<br>1.94% Due 4/22/2024                  | 1,417.09         | 113.44           | 1,530.53         |
| 07/24/2020      | Interest         | 90331HNV1 | 250,000.00 | US Bank NA Callable Note Cont 6/23/2023<br>3.4% Due 7/24/2023          | 0.00             | 4,250.00         | 4,250.00         |
| 07/24/2020      | Interest         | 949746SK8 | 200,000.00 | Wells Fargo Company Callable Note 1X 1/24/2023<br>3.069% Due 1/24/2023 | 0.00             | 3,069.00         | 3,069.00         |
| 07/25/2020      | Interest         | 3137BM6P6 | 135,000.00 | FHLMC K721 A2<br>3.09% Due 8/25/2022                                   | 0.00             | 347.63           | 347.63           |
| 07/25/2020      | Paydown          | 3137B4GY6 | 275,000.00 | FHLMC K032 A2<br>3.31% Due 5/25/2023                                   | 6,138.60         | 624.95           | 6,763.55         |
| <b>JUL 2020</b> |                  |           |            |                                                                        | <b>50,691.10</b> | <b>21,931.67</b> | <b>72,622.77</b> |
| 08/01/2020      | Interest         | 46147URQ5 | 248,000.00 | Investors Community Bank Negotiable CD<br>1.5% Due 2/26/2021           | 0.00             | 315.95           | 315.95           |
| 08/09/2020      | Interest         | 69371RP42 | 200,000.00 | Paccar Financial Corp Note<br>3.15% Due 8/9/2021                       | 0.00             | 3,150.00         | 3,150.00         |

## Cash Flow Report

As of October 31, 2019



| Payment Date | Transaction Type | CUSIP     | Quantity   | Security Description                                                         | Principal Amount | Income   | Total Amount |
|--------------|------------------|-----------|------------|------------------------------------------------------------------------------|------------------|----------|--------------|
| 08/15/2020   | Interest         | 46623EKG3 | 200,000.00 | JP Morgan Chase Callable Note 1X 8/15/2020<br>2.295% Due 8/15/2021           | 0.00             | 2,295.00 | 2,295.00     |
| 08/15/2020   | Interest         | 55266CRD0 | 248,000.00 | MB Financial Bank NA Negotiable CD<br>1.4% Due 4/15/2021                     | 0.00             | 294.88   | 294.88       |
| 08/15/2020   | Paydown          | 65479JAD5 | 120,000.00 | Nissan Auto Receivables Owner 2019-C A3<br>1.93% Due 7/15/2024               | 2,049.62         | 166.89   | 2,216.51     |
| 08/15/2020   | Paydown          | 477870AB5 | 200,000.00 | John Deere Owner Trust 2019-B A2<br>2.28% Due 5/16/2022                      | 6,357.20         | 284.27   | 6,641.47     |
| 08/15/2020   | Paydown          | 43815NAC8 | 115,000.00 | Honda Auto Receivables Trust 2019-3 A3<br>1.78% Due 8/15/2023                | 4,269.48         | 114.52   | 4,384.00     |
| 08/15/2020   | Paydown          | 47788BAD6 | 118,280.76 | John Deere Owner Trust 2017-B A3<br>1.82% Due 10/15/2021                     | 5,479.51         | 75.13    | 5,554.64     |
| 08/15/2020   | Paydown          | 47789JAD8 | 250,000.00 | John Deere Owner Trust 2019-A A3<br>2.91% Due 7/17/2023                      | 5,372.18         | 503.13   | 5,875.31     |
| 08/15/2020   | Paydown          | 89231PAD0 | 175,000.00 | Toyota Auto Receivables Trust 2018-D A3<br>3.18% Due 3/15/2023               | 4,285.86         | 373.61   | 4,659.47     |
| 08/16/2020   | Interest         | 06406FAD5 | 200,000.00 | Bank of NY Mellon Corp Callable Note Cont<br>6/16/2023<br>2.2% Due 8/16/2023 | 0.00             | 2,200.00 | 2,200.00     |
| 08/16/2020   | Interest         | 98878BER5 | 248,000.00 | Zions Bank Negotiable CD<br>1.7% Due 2/16/2021                               | 0.00             | 2,102.22 | 2,102.22     |
| 08/17/2020   | Interest         | 69353RFB9 | 250,000.00 | PNC Bank Callable Note Cont 1/18/2022<br>2.625% Due 2/17/2022                | 0.00             | 3,281.25 | 3,281.25     |
| 08/18/2020   | Paydown          | 89238KAD4 | 194,278.77 | Toyota Auto Receivables Trust 2017-D A3<br>1.93% Due 1/18/2022               | 9,195.28         | 144.28   | 9,339.56     |
| 08/18/2020   | Paydown          | 43814WAB1 | 130,000.00 | Honda Auto Receivables Trust 2019-1 A2<br>2.75% Due 9/20/2021                | 5,280.76         | 184.88   | 5,465.64     |
| 08/20/2020   | Paydown          | 92348AAA3 | 80,000.00  | Verizon Owner Trust 2019-C A1A<br>1.94% Due 4/22/2024                        | 1,420.27         | 111.15   | 1,531.42     |
| 08/21/2020   | Interest         | 29976D2F6 | 248,000.00 | Everbank Negotiable CD<br>2.05% Due 2/14/2022                                | 0.00             | 2,535.04 | 2,535.04     |
| 08/25/2020   | Interest         | 3137BM6P6 | 135,000.00 | FHLMC K721 A2<br>3.09% Due 8/25/2022                                         | 0.00             | 347.63   | 347.63       |

## Cash Flow Report

As of October 31, 2019



| Payment Date    | Transaction Type | CUSIP     | Quantity   | Security Description                                           | Principal Amount | Income           | Total Amount     |
|-----------------|------------------|-----------|------------|----------------------------------------------------------------|------------------|------------------|------------------|
| 08/25/2020      | Paydown          | 3137B4GY6 | 275,000.00 | FHLMC K032 A2<br>3.31% Due 5/25/2023                           | 6,157.63         | 608.02           | 6,765.65         |
| 08/28/2020      | Interest         | 48714LAC3 | 248,000.00 | Kearny Bank Negotiable CD<br>1.75% Due 3/1/2021                | 0.00             | 2,164.05         | 2,164.05         |
| <b>AUG 2020</b> |                  |           |            |                                                                | <b>49,867.79</b> | <b>21,251.90</b> | <b>71,119.69</b> |
| 09/01/2020      | Interest         | 46147URQ5 | 248,000.00 | Investors Community Bank Negotiable CD<br>1.5% Due 2/26/2021   | 0.00             | 315.95           | 315.95           |
| 09/06/2020      | Interest         | 02587CFZ8 | 250,000.00 | American Express Negotiable CD<br>1.95% Due 9/8/2020           | 0.00             | 2,457.53         | 2,457.53         |
| 09/08/2020      | Interest         | 24422ETV1 | 305,000.00 | John Deere Capital Corp Note<br>2.15% Due 9/8/2022             | 0.00             | 3,278.75         | 3,278.75         |
| 09/08/2020      | Maturity         | 02587CFZ8 | 250,000.00 | American Express Negotiable CD<br>1.95% Due 9/8/2020           | 250,000.00       | 26.71            | 250,026.71       |
| 09/10/2020      | Interest         | 3130ADRG9 | 350,000.00 | FHLB Note<br>2.75% Due 3/10/2023                               | 0.00             | 4,812.50         | 4,812.50         |
| 09/11/2020      | Interest         | 89114QCB2 | 200,000.00 | Toronto Dominion Bank Note<br>3.25% Due 3/11/2024              | 0.00             | 3,250.00         | 3,250.00         |
| 09/12/2020      | Interest         | 3135G0U43 | 350,000.00 | FNMA Note<br>2.875% Due 9/12/2023                              | 0.00             | 5,031.25         | 5,031.25         |
| 09/15/2020      | Interest         | 55266CRD0 | 248,000.00 | MB Financial Bank NA Negotiable CD<br>1.4% Due 4/15/2021       | 0.00             | 294.88           | 294.88           |
| 09/15/2020      | Interest         | 68389XBK0 | 200,000.00 | Oracle Corp Callable Note Cont 8/15/2021<br>1.9% Due 9/15/2021 | 0.00             | 1,900.00         | 1,900.00         |
| 09/15/2020      | Maturity         | 88413QBQ0 | 250,000.00 | Third Fed Sav&Ln Cleveland Negotiable CD<br>1.9% Due 9/15/2020 | 250,000.00       | 2,394.52         | 252,394.52       |
| 09/15/2020      | Paydown          | 89231PAD0 | 175,000.00 | Toyota Auto Receivables Trust 2018-D A3<br>3.18% Due 3/15/2023 | 4,293.47         | 362.25           | 4,655.72         |
| 09/15/2020      | Paydown          | 43815NAC8 | 115,000.00 | Honda Auto Receivables Trust 2019-3 A3<br>1.78% Due 8/15/2023  | 4,167.48         | 108.18           | 4,275.66         |
| 09/15/2020      | Paydown          | 47789JAD8 | 250,000.00 | John Deere Owner Trust 2019-A A3<br>2.91% Due 7/17/2023        | 5,384.89         | 490.10           | 5,874.99         |
| 09/15/2020      | Paydown          | 65479JAD5 | 120,000.00 | Nissan Auto Receivables Owner 2019-C A3<br>1.93% Due 7/15/2024 | 2,054.23         | 163.60           | 2,217.83         |

## Cash Flow Report

As of October 31, 2019



| Payment Date    | Transaction Type | CUSIP     | Quantity   | Security Description                                           | Principal Amount    | Income           | Total Amount        |
|-----------------|------------------|-----------|------------|----------------------------------------------------------------|---------------------|------------------|---------------------|
| 09/15/2020      | Paydown          | 477870AB5 | 200,000.00 | John Deere Owner Trust 2019-B A2<br>2.28% Due 5/16/2022        | 6,370.45            | 272.19           | 6,642.64            |
| 09/15/2020      | Paydown          | 47788BAD6 | 118,280.76 | John Deere Owner Trust 2017-B A3<br>1.82% Due 10/15/2021       | 5,171.23            | 66.82            | 5,238.05            |
| 09/18/2020      | Paydown          | 43814WAB1 | 130,000.00 | Honda Auto Receivables Trust 2019-1 A2<br>2.75% Due 9/20/2021  | 5,294.53            | 172.78           | 5,467.31            |
| 09/18/2020      | Paydown          | 89238KAD4 | 194,278.77 | Toyota Auto Receivables Trust 2017-D A3<br>1.93% Due 1/18/2022 | 8,706.18            | 129.49           | 8,835.67            |
| 09/20/2020      | Paydown          | 92348AAA3 | 80,000.00  | Verizon Owner Trust 2019-C A1A<br>1.94% Due 4/22/2024          | 1,423.47            | 108.85           | 1,532.32            |
| 09/25/2020      | Interest         | 3137BM6P6 | 135,000.00 | FHLMC K721 A2<br>3.09% Due 8/25/2022                           | 0.00                | 347.63           | 347.63              |
| 09/25/2020      | Paydown          | 3137B4GY6 | 275,000.00 | FHLMC K032 A2<br>3.31% Due 5/25/2023                           | 6,176.71            | 591.04           | 6,767.75            |
| 09/30/2020      | Interest         | 912828T26 | 140,000.00 | US Treasury Note<br>1.375% Due 9/30/2023                       | 0.00                | 962.50           | 962.50              |
| 09/30/2020      | Maturity         | 05580ACZ5 | 248,000.00 | BMW Corp Negotiable CD<br>2.2% Due 9/30/2020                   | 248,000.00          | 2,750.42         | 250,750.42          |
| 09/30/2020      | Maturity         | 14042RAK7 | 248,000.00 | CAPITAL ONE Negotiable CD<br>2.25% Due 9/30/2020               | 248,000.00          | 2,812.93         | 250,812.93          |
| <b>SEP 2020</b> |                  |           |            |                                                                | <b>1,045,042.64</b> | <b>33,100.87</b> | <b>1,078,143.51</b> |
| 10/01/2020      | Interest         | 46147URQ5 | 248,000.00 | Investors Community Bank Negotiable CD<br>1.5% Due 2/26/2021   | 0.00                | 305.75           | 305.75              |
| 10/06/2020      | Interest         | 140420XR6 | 248,000.00 | Capital One Bank USA NA Negotiable CD<br>1.7% Due 4/6/2021     | 0.00                | 2,113.78         | 2,113.78            |
| 10/07/2020      | Interest         | 08173QBS4 | 248,000.00 | Beneficial Bank Negotiable CD<br>1.55% Due 10/7/2021           | 0.00                | 1,927.27         | 1,927.27            |
| 10/15/2020      | Interest         | 55266CRD0 | 248,000.00 | MB Financial Bank NA Negotiable CD<br>1.4% Due 4/15/2021       | 0.00                | 285.37           | 285.37              |
| 10/15/2020      | Paydown          | 65479JAD5 | 120,000.00 | Nissan Auto Receivables Owner 2019-C A3<br>1.93% Due 7/15/2024 | 2,058.86            | 160.29           | 2,219.15            |
| 10/15/2020      | Paydown          | 43815NAC8 | 115,000.00 | Honda Auto Receivables Trust 2019-3 A3<br>1.78% Due 8/15/2023  | 4,065.22            | 102.00           | 4,167.22            |

## Cash Flow Report

As of October 31, 2019



| Payment Date    | Transaction Type | CUSIP     | Quantity   | Security Description                                           | Principal Amount    | Income            | Total Amount        |
|-----------------|------------------|-----------|------------|----------------------------------------------------------------|---------------------|-------------------|---------------------|
| 10/15/2020      | Paydown          | 477870AB5 | 200,000.00 | John Deere Owner Trust 2019-B A2<br>2.28% Due 5/16/2022        | 6,383.72            | 260.09            | 6,643.81            |
| 10/15/2020      | Paydown          | 89231PAD0 | 175,000.00 | Toyota Auto Receivables Trust 2018-D A3<br>3.18% Due 3/15/2023 | 4,301.07            | 350.88            | 4,651.95            |
| 10/15/2020      | Paydown          | 47788BAD6 | 118,280.76 | John Deere Owner Trust 2017-B A3<br>1.82% Due 10/15/2021       | 4,862.33            | 58.97             | 4,921.30            |
| 10/15/2020      | Paydown          | 47789JAD8 | 250,000.00 | John Deere Owner Trust 2019-A A3<br>2.91% Due 7/17/2023        | 5,397.63            | 477.05            | 5,874.68            |
| 10/18/2020      | Paydown          | 43814WAB1 | 130,000.00 | Honda Auto Receivables Trust 2019-1 A2<br>2.75% Due 9/20/2021  | 5,308.35            | 160.64            | 5,468.99            |
| 10/18/2020      | Paydown          | 89238KAD4 | 194,278.77 | Toyota Auto Receivables Trust 2017-D A3<br>1.93% Due 1/18/2022 | 8,215.88            | 115.49            | 8,331.37            |
| 10/19/2020      | Interest         | 06051GFW4 | 200,000.00 | Bank of America Corp Note<br>2.625% Due 4/19/2021              | 0.00                | 2,625.00          | 2,625.00            |
| 10/20/2020      | Paydown          | 92348AAA3 | 80,000.00  | Verizon Owner Trust 2019-C A1A<br>1.94% Due 4/22/2024          | 1,426.68            | 106.55            | 1,533.23            |
| 10/25/2020      | Interest         | 3137BM6P6 | 135,000.00 | FHLMC K721 A2<br>3.09% Due 8/25/2022                           | 0.00                | 347.63            | 347.63              |
| 10/25/2020      | Paydown          | 3137B4GY6 | 275,000.00 | FHLMC K032 A2<br>3.31% Due 5/25/2023                           | 6,195.86            | 574.00            | 6,769.86            |
| <b>OCT 2020</b> |                  |           |            |                                                                | <b>48,215.60</b>    | <b>9,970.76</b>   | <b>58,186.36</b>    |
| <b>TOTAL</b>    |                  |           |            |                                                                | <b>7,101,542.67</b> | <b>285,788.64</b> | <b>7,387,331.31</b> |



Chandler Asset Management, Inc. ("Chandler") is an SEC registered investment adviser. For additional information about our firm, please see our current disclosures (Form ADV). To obtain a copy of our current disclosures, you may contact your client service representative by calling the number on the front of this statement or you may visit our website at [www.chandlerasset.com](http://www.chandlerasset.com).

Information contained in this monthly statement is confidential and is provided for informational purposes only and should not be construed as specific investment or legal advice. The information contained herein was obtained from sources believed to be reliable as of the date of this statement, but may become outdated or superseded at any time without notice.

**Custody:** Your qualified custodian bank maintains control of all assets reflected in this statement and we urge you to compare this statement to the one you receive from your qualified custodian. Chandler does not have any authority to withdraw or deposit funds from/to the custodian account.

**Valuation:** Prices are provided by IDC, an independent pricing source. In the event IDC does not provide a price or if the price provided is not reflective of fair market value, Chandler will obtain pricing from an alternative approved third party pricing source in accordance with our written valuation policy and procedures. Our valuation procedures are also disclosed in Item 5 of our Form ADV Part 2A.

**Performance:** Performance results are presented gross-of-advisory fees and represent the client's Total Return. The deduction of advisory fees lowers performance results. These results include the reinvestment of dividends and other earnings. Past performance may not be indicative of future results. Therefore, clients should not assume that future performance of any specific investment or investment strategy will be profitable or equal to past performance levels. All investment strategies have the potential for profit or loss. Economic factors, market conditions or changes in investment strategies, contributions or withdrawals may materially alter the performance and results of your portfolio.

Source ice Data Indices, LLC ("ICE"), used with permission. ICE PERMITS USE OF THE ICE INDICES AND RELATED DATA ON AN "AS IS" BASIS; ICE, ITS AFFILIATES AND THEIR RESPECTIVE THIRD PARTY SUPPLIERS DISCLAIM ANY AND ALL WARRANTIES AND REPRESENTATIONS, EXPRESS AND/OR IMPLIED, INCLUDING ANY WARRANTIES OF MERCHANTABILITY OR FITNESS FOR A PARTICULAR PURPOSE OR USE, INCLUDING THE INDICES, INDEX DATA AND ANY DATA INCLUDED IN, RELATED TO, OR DERIVED THEREFROM. NEITHER ICE DATA, ITS AFFILIATES OR THEIR RESPECTIVE THIRD PARTY PROVIDERS GUARANTEE THE QUALITY, ADEQUACY, ACCURACY, TIMELINESS OR COMPLETENESS OF THE INDICES OR THE INDEX DATA OR ANY COMPONENT THEREOF, AND THE INDICES AND INDEX DATA AND ALL COMPONENTS THEREOF ARE PROVIDED ON AN "AS IS" BASIS AND LICENSEE'S USE IS AT LICENSEE'S OWN RISK. ICE DATA, ITS AFFILIATES AND THEIR RESPECTIVE THIRD PARTY DO NOT SPONSOR, ENDORSE, OR RECOMMEND CHANDLER, OR ANY OF ITS PRODUCTS OR SERVICES.

Index returns assume reinvestment of all distributions. Historical performance results for investment indexes generally do not reflect the deduction of transaction and/or custodial charges or the deduction of an investment management fee, the incurrence of which would have the effect of decreasing historical performance results. It is not possible to invest directly in an index.

**Ratings:** Ratings information have been provided by Moody's, S&P and Fitch through data feeds we believe to be reliable as of the date of this statement, however we cannot guarantee its accuracy.

Security level ratings for U.S. Agency issued mortgage-backed securities ("MBS") reflect the issuer rating because the securities themselves are not rated. The issuing U.S. Agency guarantees the full and timely payment of both principal and interest and carries a AA+/Aaa/AAA by S&P, Moody's and Fitch respectively.

# CITY OF GARDENA



## INVESTMENT REPORT November 2019

Reviewed: Deputy City Treasurer

Reviewed: Chief Fiscal Officer



# **City of Gardena Consolidated - Account #10647**

## **MONTHLY ACCOUNT STATEMENT**

**NOVEMBER 1, 2019 THROUGH NOVEMBER 30, 2019**

**Chandler Team:**

For questions about your account, please call (800) 317-4747,  
or contact [operations@chandlerasset.com](mailto:operations@chandlerasset.com)

**CHANDLER ASSET MANAGEMENT**  
[chandlerasset.com](http://chandlerasset.com)

*Information contained herein is confidential. We urge you to compare this statement to the one you receive from your qualified custodian. Please see Important Disclosures.*



## PORTFOLIO CHARACTERISTICS

|                           |          |
|---------------------------|----------|
| Average Modified Duration | 0.89     |
| Average Coupon            | 2.10%    |
| Average Purchase YTM      | 1.95%    |
| Average Market YTM        | 1.81%    |
| Average S&P/Moody Rating  | AA-/Aa2  |
| Average Final Maturity    | 1.09 yrs |
| Average Life              | 0.97 yrs |

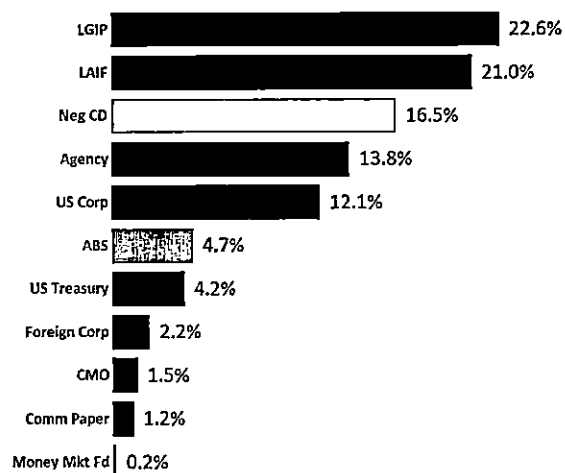
## ACCOUNT SUMMARY

|                    | Beg. Values<br>as of 10/31/19 | End Values<br>as of 11/30/19 |
|--------------------|-------------------------------|------------------------------|
| Market Value       | 26,575,874                    | 28,585,430                   |
| Accrued Interest   | 74,149                        | 83,157                       |
| Total Market Value | 26,650,022                    | 28,668,587                   |
| Income Earned      | 106,943                       | 47,040                       |
| Cont/WD            |                               |                              |
| Par                | 20,595,665                    | 22,618,350                   |
| Book Value         | 26,447,977                    | 28,485,956                   |
| Cost Value         | 26,446,395                    | 28,485,394                   |

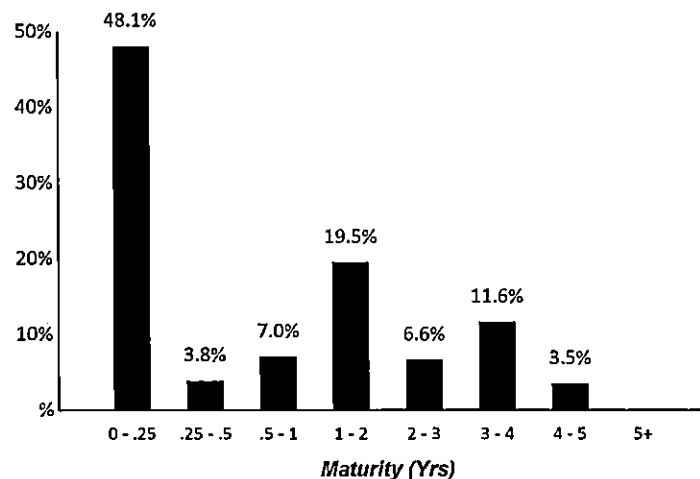
## TOP ISSUERS

|                                 |       |
|---------------------------------|-------|
| CalTrust                        | 22.6% |
| Local Agency Investment Fund    | 21.0% |
| Federal Home Loan Mortgage Corp | 6.2%  |
| Federal National Mortgage Assoc | 4.8%  |
| Federal Home Loan Bank          | 4.3%  |
| Government of United States     | 4.2%  |
| John Deere ABS                  | 2.0%  |
| American Express Credit         | 1.8%  |
| Total                           | 66.7% |

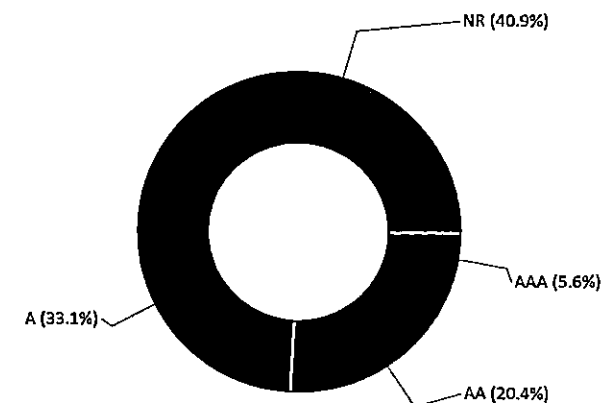
## SECTOR ALLOCATION



## MATURITY DISTRIBUTION



## CREDIT QUALITY (S&amp;P)



## Holdings Report

As of November 30, 2019



| CUSIP            | Security Description                                              | Par Value/Units     | Purchase Date<br>Book Yield | Cost Value<br>Book Value                   | Mkt Price<br>Mkt YTM | Market Value<br>Accrued Int.           | % of Port.<br>Gain/Loss         | Moody/S&P<br>Fitch             | Maturity<br>Duration       |
|------------------|-------------------------------------------------------------------|---------------------|-----------------------------|--------------------------------------------|----------------------|----------------------------------------|---------------------------------|--------------------------------|----------------------------|
| <b>ABS</b>       |                                                                   |                     |                             |                                            |                      |                                        |                                 |                                |                            |
| 43814WAB1        | Honda Auto Receivables Trust 2019-1<br>A2<br>2.75% Due 9/20/2021  | 122,428.60          | 02/19/2019<br>2.77%         | 122,420.72<br>122,423.05                   | 100.43<br>1.89%      | 122,957.70<br>121.58                   | 0.43%<br>534.65                 | NR / AAA<br>AAA                | 1.81<br>0.49               |
| 47788BAD6        | John Deere Owner Trust 2017-B A3<br>1.82% Due 10/15/2021          | 104,391.56          | 02/06/2019<br>2.91%         | 103,327.25<br>103,648.72                   | 99.91<br>2.08%       | 104,297.03<br>84.44                    | 0.36%<br>648.31                 | Aaa / NR<br>AAA                | 1.88<br>0.36               |
| 89238KAD4        | Toyota Auto Receivables Trust 2017-D<br>A3<br>1.93% Due 1/18/2022 | 179,334.99          | 02/05/2019<br>3.14%         | 177,212.39<br>177,798.27                   | 100.02<br>1.90%      | 179,368.34<br>124.99                   | 0.63%<br>1,570.07               | Aaa / AAA<br>NR                | 2.14<br>0.54               |
| 477870AB5        | John Deere Owner Trust 2019-B A2<br>2.28% Due 5/16/2022           | 200,000.00          | 10/30/2019<br>2.18%         | 200,281.25<br>200,271.85                   | 100.23<br>1.96%      | 200,455.00<br>202.67                   | 0.70%<br>183.15                 | Aaa / NR<br>AAA                | 2.46<br>0.68               |
| 89231PAD0        | Toyota Auto Receivables Trust 2018-D<br>A3<br>3.18% Due 3/15/2023 | 175,000.00          | 08/29/2019<br>1.98%         | 178,739.26<br>178,470.31                   | 101.77<br>1.94%      | 178,090.68<br>247.33                   | 0.62%<br>(379.63)               | Aaa / AAA<br>NR                | 3.29<br>1.39               |
| 47789JAD8        | John Deere Owner Trust 2019-A A3<br>2.91% Due 7/17/2023           | 250,000.00          | 08/27/2019<br>1.87%         | 255,205.08<br>254,860.03                   | 101.61<br>1.91%      | 254,021.25<br>323.33                   | 0.89%<br>(838.78)               | Aaa / NR<br>AAA                | 3.63<br>1.57               |
| 43815NAC8        | Honda Auto Receivables Trust 2019-3<br>A3<br>1.78% Due 8/15/2023  | 115,000.00          | 08/20/2019<br>1.79%         | 114,999.05<br>114,999.13                   | 99.86<br>1.85%       | 114,842.22<br>90.98                    | 0.40%<br>(156.91)               | Aaa / AAA<br>NR                | 3.71<br>2.16               |
| 92348AAA3        | Verizon Owner Trust 2019-C A1A<br>1.94% Due 4/22/2024             | 80,000.00           | 10/01/2019<br>1.95%         | 79,993.83<br>79,994.03                     | 99.93<br>1.98%       | 79,947.68<br>47.42                     | 0.28%<br>(46.35)                | NR / AAA<br>AAA                | 4.40<br>2.22               |
| 65479JAD5        | Nissan Auto Receivables Owner 2019-C<br>A3<br>1.93% Due 7/15/2024 | 120,000.00          | 10/16/2019<br>1.94%         | 119,993.66<br>119,993.80                   | 100.10<br>1.90%      | 120,114.36<br>102.93                   | 0.42%<br>120.56                 | Aaa / AAA<br>NR                | 4.63<br>2.29               |
| <b>Total ABS</b> |                                                                   | <b>1,346,155.15</b> | <b>2.26%</b>                | <b>1,352,172.49</b><br><b>1,352,459.19</b> | <b>1.93%</b>         | <b>1,354,094.26</b><br><b>1,345.67</b> | <b>4.73%</b><br><b>1,635.07</b> | <b>Aaa / AAA</b><br><b>AAA</b> | <b>3.05</b><br><b>1.24</b> |
| <b>AGENCY</b>    |                                                                   |                     |                             |                                            |                      |                                        |                                 |                                |                            |
| 3130A6LQ8        | FHLB Callable Note Qtrly 10/19/2017<br>1.7% Due 10/19/2020        | 500,000.00          | 10/06/2015<br>1.70%         | 500,000.00<br>500,000.00                   | 99.99<br>1.71%       | 499,932.00<br>991.67                   | 1.75%<br>(68.00)                | Aaa / AA+<br>AAA               | 0.89<br>0.35               |
| 3134G95L7        | FHLMC Callable Note Qrtly 11/25/2016<br>1.6% Due 8/25/2021        | 1,000,000.00        | 08/04/2016<br>1.60%         | 1,000,000.00<br>1,000,000.00               | 99.39<br>1.96%       | 993,908.00<br>4,266.67                 | 3.48%<br>(6,092.00)             | Aaa / AA+<br>AAA               | 1.74<br>0.82               |
| 3136G3Y25        | FNMA Callable Note Qtrly 8/25/2017<br>1.5% Due 8/25/2021          | 1,000,000.00        | 08/04/2016<br>1.50%         | 1,000,000.00<br>1,000,000.00               | 99.33<br>1.90%       | 993,273.00<br>4,000.00                 | 3.48%<br>(6,727.00)             | Aaa / AA+<br>AAA               | 1.74<br>1.01               |

## Holdings Report

As of November 30, 2019



| CUSIP                         | Security Description                             | Par Value/Units     | Purchase Date<br>Book Yield | Cost Value<br>Book Value             | Mkt Price<br>Mkt YTM | Market Value<br>Accrued Int.      | % of Port.<br>Gain/Loss      | Moody/S&P<br>Fitch       | Maturity<br>Duration |
|-------------------------------|--------------------------------------------------|---------------------|-----------------------------|--------------------------------------|----------------------|-----------------------------------|------------------------------|--------------------------|----------------------|
| <b>AGENCY</b>                 |                                                  |                     |                             |                                      |                      |                                   |                              |                          |                      |
| 3137EADB2                     | FHLMC Note<br>2.375% Due 1/13/2022               | 350,000.00          | 10/30/2019<br>1.69%         | 355,124.00<br>354,926.68             | 101.48<br>1.66%      | 355,194.70<br>3,186.46            | 1.25%<br>268.02              | Aaa / AA+<br>AAA         | 2.12<br>2.05         |
| 3130ADRG9                     | FHLB Note<br>2.75% Due 3/10/2023                 | 350,000.00          | 04/11/2019<br>2.34%         | 355,330.50<br>354,460.75             | 103.39<br>1.68%      | 361,875.15<br>2,165.63            | 1.27%<br>7,414.40            | Aaa / AA+<br>NR          | 3.28<br>3.12         |
| 3135G0U43                     | FNMA Note<br>2.875% Due 9/12/2023                | 350,000.00          | 09/25/2019<br>1.63%         | 366,702.00<br>365,940.19             | 104.43<br>1.66%      | 365,521.80<br>2,208.16            | 1.28%<br>(418.39)            | Aaa / AA+<br>AAA         | 3.79<br>3.57         |
| 3130A0F70                     | FHLB Note<br>3.375% Due 12/8/2023                | 350,000.00          | 10/30/2019<br>1.72%         | 372,781.50<br>372,310.37             | 106.57<br>1.68%      | 372,994.30<br>5,676.56            | 1.32%<br>683.93              | Aaa / AA+<br>AAA         | 4.02<br>3.72         |
| <b>Total Agency</b>           |                                                  | <b>3,900,000.00</b> | <b>1.68%</b>                | <b>3,949,938.00<br/>3,947,637.99</b> | <b>1.80%</b>         | <b>3,942,698.95<br/>22,495.15</b> | <b>13.83%<br/>(4,939.04)</b> | <b>Aaa / AA+<br/>AAA</b> | <b>2.21<br/>1.66</b> |
| <b>CMO</b>                    |                                                  |                     |                             |                                      |                      |                                   |                              |                          |                      |
| 3137BM6P6                     | FHLMC K721 A2<br>3.09% Due 8/25/2022             | 135,000.00          | 06/26/2019<br>2.09%         | 138,701.95<br>138,201.51             | 102.21<br>2.12%      | 137,981.48<br>347.63              | 0.48%<br>(220.03)            | Aaa / NR<br>NR           | 2.74<br>2.41         |
| 3137B4GY6                     | FHLMC K032 A2<br>3.31% Due 5/25/2023             | 275,000.00          | 07/23/2019<br>1.30%         | 285,881.84<br>284,886.22             | 104.39<br>1.97%      | 287,068.65<br>151.71              | 1.00%<br>2,182.43            | NR / NR<br>AAA           | 3.48<br>3.23         |
| <b>Total CMO</b>              |                                                  | <b>410,000.00</b>   | <b>1.56%</b>                | <b>424,583.79<br/>423,087.73</b>     | <b>2.01%</b>         | <b>425,050.13<br/>499.34</b>      | <b>1.48%<br/>1,962.40</b>    | <b>Aaa / NR<br/>AAA</b>  | <b>3.24<br/>2.96</b> |
| <b>COMMERCIAL PAPER</b>       |                                                  |                     |                             |                                      |                      |                                   |                              |                          |                      |
| 62479LDV4                     | MUFG Bank Ltd Discount CP<br>1.89% Due 4/29/2020 | 350,000.00          | 11/22/2019<br>1.93%         | 347,078.38<br>347,243.75             | 99.21<br>1.93%       | 347,243.75<br>0.00                | 1.21%<br>0.00                | P-1 / A-1<br>NR          | 0.41<br>0.41         |
| <b>Total Commercial Paper</b> |                                                  | <b>350,000.00</b>   | <b>1.93%</b>                | <b>347,078.38<br/>347,243.75</b>     | <b>1.93%</b>         | <b>347,243.75<br/>0.00</b>        | <b>1.21%<br/>0.00</b>        | <b>Aaa / AA<br/>NR</b>   | <b>0.41<br/>0.41</b> |
| <b>FOREIGN CORPORATE</b>      |                                                  |                     |                             |                                      |                      |                                   |                              |                          |                      |
| 78012KKU0                     | Royal Bank of Canada Note<br>2.5% Due 1/19/2021  | 200,000.00          | 03/06/2019<br>2.86%         | 198,710.00<br>199,216.18             | 100.57<br>1.99%      | 201,141.40<br>1,833.33            | 0.71%<br>1,925.22            | Aa2 / AA-<br>AA          | 1.14<br>1.11         |
| 404280BA6                     | HSBC Holdings PLC Note<br>3.6% Due 5/25/2023     | 200,000.00          | 05/15/2019<br>2.97%         | 204,780.00<br>204,135.72             | 104.17<br>2.35%      | 208,345.00<br>120.00              | 0.73%<br>4,209.28            | A2 / A<br>AA-            | 3.48<br>3.27         |

## Holdings Report

As of November 30, 2019



| CUSIP                           | Security Description                                 | Par Value/Units | Purchase Date<br>Book Yield | Cost Value<br>Book Value | Mkt Price<br>Mkt YTM | Market Value<br>Accrued Int. | % of Port.<br>Gain/Loss | Moody/S&P<br>Fitch | Maturity<br>Duration |
|---------------------------------|------------------------------------------------------|-----------------|-----------------------------|--------------------------|----------------------|------------------------------|-------------------------|--------------------|----------------------|
| FOREIGN CORPORATE               |                                                      |                 |                             |                          |                      |                              |                         |                    |                      |
| 89114QCB2                       | Toronto Dominion Bank Note<br>3.25% Due 3/11/2024    | 200,000.00      | 07/16/2019                  | 206,600.00               | 104.33               | 208,657.80                   | 0.73%                   | Aa3 / A            | 4.28                 |
|                                 |                                                      |                 | 2.49%                       | 206,071.38               | 2.18%                | 1,444.44                     | 2,586.42                | AA-                | 3.97                 |
|                                 |                                                      |                 |                             | 610,090.00               |                      | 618,144.20                   | 2.17%                   | A1 / A+            | 2.99                 |
| Total Foreign Corporate         |                                                      | 600,000.00      | 2.77%                       | 609,423.28               | 2.17%                | 3,397.77                     | 8,720.92                | AA-                | 2.80                 |
|                                 |                                                      |                 |                             |                          |                      |                              |                         |                    |                      |
| LAIF                            |                                                      |                 |                             |                          |                      |                              |                         |                    |                      |
| 90LAIF\$00                      | Local Agency Investment Fund State<br>Pool           | 5,989,981.06    | Various                     | 5,989,981.06             | 1.00                 | 5,989,981.06                 | 20.96%                  | NR / NR            | 0.00                 |
|                                 |                                                      |                 | 2.08%                       | 5,989,981.06             | 2.08%                | 18,371.82                    | 0.00                    | NR                 | 0.00                 |
|                                 |                                                      |                 |                             | 5,989,981.06             |                      | 5,989,981.06                 | 20.96%                  | NR / NR            | 0.00                 |
| Total LAIF                      |                                                      | 5,989,981.06    | 2.08%                       | 5,989,981.06             | 2.08%                | 18,371.82                    | 0.00                    | NR                 | 0.00                 |
|                                 |                                                      |                 |                             |                          |                      |                              |                         |                    |                      |
| LOCAL GOV INVESTMENT POOL       |                                                      |                 |                             |                          |                      |                              |                         |                    |                      |
| 09CATR\$05                      | CalTrust Medium Term Fund                            | 640,743.56      | Various                     | 6,443,577.41             | 10.09                | 6,465,102.48                 | 22.55%                  | NR / A+            | 0.00                 |
|                                 |                                                      |                 | 1.71%                       | 6,443,577.41             | 1.71%                | 0.00                         | 21,525.07               | NR                 | 0.00                 |
|                                 |                                                      |                 |                             | 6,443,577.41             |                      | 6,465,102.48                 | 22.55%                  | NR / A+            | 0.00                 |
| Total Local Gov Investment Pool |                                                      | 640,743.56      | 1.71%                       | 6,443,577.41             | 1.71%                | 0.00                         | 21,525.07               | NR                 | 0.00                 |
|                                 |                                                      |                 |                             |                          |                      |                              |                         |                    |                      |
| MONEY MARKET FUND FI            |                                                      |                 |                             |                          |                      |                              |                         |                    |                      |
| 31846V203                       | First American Govt Obligation Fund<br>Class Y       | 57,470.73       | Various                     | 57,470.73                | 1.00                 | 57,470.73                    | 0.20%                   | Aaa / AAA          | 0.00                 |
|                                 |                                                      |                 | 1.26%                       | 57,470.73                | 1.26%                | 0.00                         | 0.00                    | AAA                | 0.00                 |
|                                 |                                                      |                 |                             | 57,470.73                |                      | 57,470.73                    | 0.20%                   | Aaa / AAA          | 0.00                 |
| Total Money Market Fund FI      |                                                      | 57,470.73       | 1.26%                       | 57,470.73                | 1.26%                | 0.00                         | 0.00                    | AAA                | 0.00                 |
|                                 |                                                      |                 |                             |                          |                      |                              |                         |                    |                      |
| NEGOTIABLE CD                   |                                                      |                 |                             |                          |                      |                              |                         |                    |                      |
| 063248EY0                       | Bank Leumi USA NY Negotiable CD<br>2% Due 12/17/2019 | 248,000.00      | 12/12/2014                  | 248,000.00               | 100.03               | 248,066.22                   | 0.87%                   | NR / NR            | -0.05                |
|                                 |                                                      |                 | 2.00%                       | 248,000.00               | 1.41%                | 2,269.37                     | 66.22                   | NR                 | 0.05                 |

## Holdings Report

As of November 30, 2019



| CUSIP                | Security Description                                            | Par Value/Units | Purchase Date<br>Book Yield | Cost Value<br>Book Value | Mkt Price<br>Mkt YTM | Market Value<br>Accrued Int. | % of Port.<br>Gain/Loss | Moody/S&P<br>Fitch | Maturity<br>Duration |
|----------------------|-----------------------------------------------------------------|-----------------|-----------------------------|--------------------------|----------------------|------------------------------|-------------------------|--------------------|----------------------|
| <b>NEGOTIABLE CD</b> |                                                                 |                 |                             |                          |                      |                              |                         |                    |                      |
| 63969ABR4            | Nebraska State Bank & Trust Negotiable CD<br>1.2% Due 1/15/2020 | 248,000.00      | 03/31/2016<br>1.20%         | 248,000.00<br>248,000.00 | 100.01<br>1.10%      | 248,029.76<br>130.45         | 0.87%<br>29.76          | NR / NR<br>NR      | 0.13<br>0.13         |
| 31938QL36            | First Business Negotiable CD<br>1.55% Due 3/6/2020              | 248,000.00      | 04/28/2015<br>1.54%         | 248,000.00<br>248,000.00 | 99.99<br>1.60%       | 247,969.25<br>242.22         | 0.87%<br>(30.75)        | NR / NR<br>NR      | 0.27<br>0.26         |
| 02587DXU7            | American Express Centurion Negotiable CD<br>2% Due 5/7/2020     | 250,000.00      | 05/06/2015<br>2.00%         | 250,000.00<br>250,000.00 | 100.15<br>1.65%      | 250,378.00<br>328.77         | 0.87%<br>378.00         | NR / NR<br>NR      | 0.44<br>0.43         |
| 254672NN4            | Discover Bank Negotiable CD<br>2% Due 5/13/2020                 | 250,000.00      | 05/06/2015<br>2.00%         | 250,000.00<br>250,000.00 | 100.18<br>1.60%      | 250,448.75<br>246.58         | 0.87%<br>448.75         | NR / NR<br>NR      | 0.45<br>0.45         |
| 684000\$09           | Opus Bank Collateralized CD<br>0.25% Due 6/28/2020              | 250,000.00      | 06/28/2019<br>0.25%         | 250,000.00<br>250,000.00 | 100.00<br>0.25%      | 250,000.00<br>8.55           | 0.87%<br>0.00           | NR / NR<br>NR      | 0.58<br>0.58         |
| 02587CFZ8            | American Express Negotiable CD<br>1.95% Due 9/8/2020            | 250,000.00      | 08/29/2017<br>1.94%         | 250,000.00<br>250,000.00 | 100.28<br>1.58%      | 250,703.50<br>1,148.63       | 0.88%<br>703.50         | NR / NR<br>NR      | 0.78<br>0.76         |
| 88413QBQ0            | Third Fed Sav&Ln Cleveland Negotiable CD<br>1.9% Due 9/15/2020  | 250,000.00      | 08/29/2017<br>1.90%         | 250,000.00<br>250,000.00 | 100.25<br>1.58%      | 250,623.00<br>1,002.05       | 0.88%<br>623.00         | NR / NR<br>NR      | 0.79<br>0.78         |
| 05580ACZ5            | BMW Corp Negotiable CD<br>2.2% Due 9/30/2020                    | 248,000.00      | 09/24/2015<br>2.20%         | 248,000.00<br>248,000.00 | 100.55<br>1.53%      | 249,372.93<br>926.77         | 0.87%<br>1,372.93       | NR / NR<br>NR      | 0.84<br>0.82         |
| 14042RAK7            | CAPITAL ONE Negotiable CD<br>2.25% Due 9/30/2020                | 248,000.00      | 09/24/2015<br>2.25%         | 248,000.00<br>248,000.00 | 100.55<br>1.58%      | 249,372.18<br>947.84         | 0.87%<br>1,372.18       | NR / NR<br>NR      | 0.84<br>0.82         |
| 38148J3E9            | Goldman Sachs Bank USA Negotiable CD<br>2.3% Due 11/25/2020     | 245,000.00      | 11/17/2015<br>2.30%         | 245,000.00<br>245,000.00 | 100.61<br>1.68%      | 246,493.28<br>92.63          | 0.86%<br>1,493.28       | NR / NR<br>NR      | 0.99<br>0.98         |
| 98878BER5            | Zions Bank Negotiable CD<br>1.7% Due 2/16/2021                  | 248,000.00      | 02/09/2017<br>1.70%         | 248,000.00<br>248,000.00 | 100.12<br>1.60%      | 248,285.20<br>1,235.92       | 0.87%<br>285.20         | NR / NR<br>NR      | 1.22<br>1.20         |
| 46147URQ5            | Investors Community Bank Negotiable CD<br>1.5% Due 2/26/2021    | 248,000.00      | 03/31/2016<br>1.50%         | 248,000.00<br>248,000.00 | 100.34<br>1.23%      | 248,834.77<br>305.75         | 0.87%<br>834.77         | NR / NR<br>NR      | 1.24<br>1.22         |
| 48714LAC3            | Kearny Bank Negotiable CD<br>1.75% Due 3/1/2021                 | 248,000.00      | 02/09/2017<br>1.73%         | 248,000.00<br>248,000.00 | 100.18<br>1.61%      | 248,434.50<br>1,129.59       | 0.87%<br>434.50         | NR / NR<br>NR      | 1.25<br>1.23         |
| 140420XR6            | Capital One Bank USA NA Negotiable CD<br>1.7% Due 4/6/2021      | 248,000.00      | 03/30/2016<br>1.70%         | 248,000.00<br>248,000.00 | 100.38<br>1.42%      | 248,932.73<br>646.84         | 0.87%<br>932.73         | NR / NR<br>NR      | 1.35<br>1.33         |



| CUSIP                      | Security Description                                                       | Par Value/Units     | Purchase Date<br>Book Yield | Cost Value<br>Book Value | Mkt Price<br>Mkt YTM | Market Value<br>Accrued Int.            | % of Port.<br>Gain/Loss           | Moody/S&P<br>Fitch          | Maturity<br>Duration       |
|----------------------------|----------------------------------------------------------------------------|---------------------|-----------------------------|--------------------------|----------------------|-----------------------------------------|-----------------------------------|-----------------------------|----------------------------|
| <b>NEGOTIABLE CD</b>       |                                                                            |                     |                             |                          |                      |                                         |                                   |                             |                            |
| 55266CRD0                  | MB Financial Bank NA Negotiable CD<br>1.4% Due 4/15/2021                   | 248,000.00          | 03/31/2016<br>1.40%         | 248,000.00<br>248,000.00 | 100.38<br>1.12%      | 248,942.90<br>152.20                    | 0.87%<br>942.90                   | NR / NR<br>NR               | 1.38<br>1.36               |
| 87164XMJ2                  | Synchrony Bank Negotiable CD<br>1.55% Due 6/29/2021                        | 248,000.00          | 06/24/2016<br>1.55%         | 248,000.00<br>248,000.00 | 99.93<br>1.60%       | 247,824.17<br>1,632.38                  | 0.87%<br>(175.83)                 | NR / NR<br>NR               | 1.58<br>1.55               |
| 08173QBS4                  | Beneficial Bank Negotiable CD<br>1.55% Due 10/7/2021                       | 248,000.00          | 09/20/2016<br>1.55%         | 248,000.00<br>248,000.00 | 99.60<br>1.77%       | 247,019.66<br>579.23                    | 0.86%<br>(980.34)                 | NR / NR<br>NR               | 1.85<br>1.82               |
| 29976D2F6                  | Everbank Negotiable CD<br>2.05% Due 2/14/2022                              | 248,000.00          | 02/09/2017<br>2.04%         | 248,000.00<br>248,000.00 | 100.72<br>1.72%      | 249,778.66<br>1,420.73                  | 0.88%<br>1,778.66                 | NR / NR<br>NR               | 2.21<br>2.14               |
| <b>Total Negotiable CD</b> |                                                                            | <b>4,719,000.00</b> | <b>1.72%</b>                | <b>4,719,000.00</b>      | <b>1.45%</b>         | <b>4,729,509.46</b><br><b>14,446.50</b> | <b>16.55%</b><br><b>10,509.46</b> | <b>NR / NR</b><br><b>NR</b> | <b>0.96</b><br><b>0.94</b> |
| <b>US CORPORATE</b>        |                                                                            |                     |                             |                          |                      |                                         |                                   |                             |                            |
| 06051GFW4                  | Bank of America Corp Note<br>2.625% Due 4/19/2021                          | 200,000.00          | 04/25/2019<br>2.69%         | 199,750.00<br>199,824.90 | 100.91<br>1.96%      | 201,813.40<br>612.50                    | 0.71%<br>1,988.50                 | A2 / A-<br>A+               | 1.39<br>1.35               |
| 857477AV5                  | State Street Bank Note<br>1.95% Due 5/19/2021                              | 200,000.00          | 04/30/2019<br>2.64%         | 197,280.00<br>198,054.55 | 100.13<br>1.86%      | 200,260.20<br>130.00                    | 0.70%<br>2,205.65                 | A1 / A<br>AA-               | 1.47<br>1.44               |
| 808513AW5                  | Charles Schwab Corp Callable Note<br>Cont 4/21/2021<br>3.25% Due 5/21/2021 | 200,000.00          | 04/25/2019<br>2.66%         | 202,274.00<br>201,594.63 | 101.79<br>1.94%      | 203,586.60<br>180.56                    | 0.71%<br>1,991.97                 | A2 / A<br>A                 | 1.47<br>1.36               |
| 02665WBF7                  | American Honda Finance Note<br>1.65% Due 7/12/2021                         | 200,000.00          | 07/30/2019<br>2.26%         | 197,692.00<br>198,090.71 | 99.64<br>1.88%       | 199,279.00<br>1,274.17                  | 0.70%<br>1,188.29                 | A2 / A<br>NR                | 1.62<br>1.58               |
| 69371RP42                  | Paccar Financial Corp Note<br>3.15% Due 8/9/2021                           | 200,000.00          | 04/24/2019<br>2.74%         | 201,814.00<br>201,338.80 | 102.04<br>1.92%      | 204,086.80<br>1,960.00                  | 0.72%<br>2,748.00                 | A1 / A+<br>NR               | 1.69<br>1.63               |
| 46623EKG3                  | JP Morgan Chase Callable Note 1X<br>8/15/2020<br>2.295% Due 8/15/2021      | 200,000.00          | 05/16/2019<br>2.73%         | 198,108.00<br>198,559.03 | 100.25<br>1.94%      | 200,500.80<br>1,351.50                  | 0.70%<br>1,941.77                 | A2 / A-<br>AA-              | 1.71<br>1.10               |
| 68389XBK0                  | Oracle Corp Callable Note Cont<br>8/15/2021<br>1.9% Due 9/15/2021          | 200,000.00          | 04/11/2019<br>2.66%         | 196,464.00<br>197,384.00 | 100.03<br>1.88%      | 200,058.40<br>802.22                    | 0.70%<br>2,674.40                 | A1 / A+<br>A                | 1.79<br>1.67               |
| 69353RFB9                  | PNC Bank Callable Note Cont 1/18/2022<br>2.625% Due 2/17/2022              | 250,000.00          | 02/21/2019<br>3.07%         | 246,827.50<br>247,641.04 | 101.34<br>1.98%      | 253,352.50<br>1,895.83                  | 0.89%<br>5,711.46                 | A2 / A<br>A+                | 2.22<br>2.05               |
| 459200JX0                  | IBM Corp Note<br>2.85% Due 5/13/2022                                       | 200,000.00          | 05/16/2019<br>2.80%         | 200,300.00<br>200,246.28 | 101.91<br>2.05%      | 203,825.40<br>285.00                    | 0.71%<br>3,579.12                 | A2 / A<br>NR                | 2.45<br>2.36               |

## Holdings Report

As of November 30, 2019



| CUSIP                     | Security Description                                                         | Par Value/Units     | Purchase Date<br>Book Yield | Cost Value<br>Book Value             | Mkt Price<br>Mkt YTM | Market Value<br>Accrued Int.      | % of Port.<br>Gain/Loss     | Moody/S&P<br>Fitch    | Maturity<br>Duration |
|---------------------------|------------------------------------------------------------------------------|---------------------|-----------------------------|--------------------------------------|----------------------|-----------------------------------|-----------------------------|-----------------------|----------------------|
| <b>US CORPORATE</b>       |                                                                              |                     |                             |                                      |                      |                                   |                             |                       |                      |
| 24422ETV1                 | John Deere Capital Corp Note<br>2.15% Due 9/8/2022                           | 305,000.00          | 04/17/2019<br>2.78%         | 298,851.20<br>299,961.47             | 100.74<br>1.87%      | 307,271.03<br>1,511.87            | 1.08%<br>7,309.56           | A2 / A<br>A           | 2.78<br>2.67         |
| 89236TEL5                 | Toyota Motor Credit Corp Note<br>2.7% Due 1/11/2023                          | 200,000.00          | 04/25/2019<br>2.72%         | 199,856.00<br>199,878.99             | 102.28<br>1.94%      | 204,553.40<br>2,100.00            | 0.72%<br>4,674.41           | Aa3 / AA-<br>A+       | 3.12<br>2.95         |
| 037833DE7                 | Apple Inc Callable Note Cont<br>12/13/2022<br>2.4% Due 1/13/2023             | 200,000.00          | 11/21/2019<br>1.83%         | 203,350.00<br>203,331.96             | 101.47<br>1.90%      | 202,945.00<br>1,840.00            | 0.71%<br>(386.96)           | Aa1 / AA+<br>NR       | 3.12<br>2.89         |
| 949746SK8                 | Wells Fargo Company Callable Note 1X<br>1/24/2023<br>3.069% Due 1/24/2023    | 200,000.00          | 04/29/2019<br>3.00%         | 200,338.00<br>200,265.33             | 101.90<br>2.16%      | 203,795.60<br>2,165.35            | 0.72%<br>3,530.27           | A2 / A-<br>A+         | 3.15<br>2.55         |
| 037833AK6                 | Apple Inc Note<br>2.4% Due 5/3/2023                                          | 200,000.00          | 03/11/2019<br>2.79%         | 196,968.00<br>197,495.39             | 101.53<br>1.94%      | 203,050.20<br>373.33              | 0.71%<br>5,554.81           | Aa1 / AA+<br>NR       | 3.42<br>3.27         |
| 90331HNV1                 | US Bank NA Callable Note Cont<br>6/23/2023<br>3.4% Due 7/24/2023             | 250,000.00          | 05/17/2019<br>2.70%         | 256,695.00<br>255,825.64             | 104.80<br>2.00%      | 262,005.50<br>2,998.61            | 0.92%<br>6,179.86           | A1 / AA-<br>AA-       | 3.65<br>3.32         |
| 06406FAD5                 | Bank of NY Mellon Corp Callable Note<br>Cont 6/16/2023<br>2.2% Due 8/16/2023 | 200,000.00          | 04/11/2019<br>2.90%         | 194,298.00<br>195,125.94             | 100.52<br>2.05%      | 201,045.00<br>1,283.33            | 0.71%<br>5,919.06           | A1 / A<br>AA-         | 3.71<br>3.37         |
| <b>Total US Corporate</b> |                                                                              | <b>3,405,000.00</b> | <b>2.69%</b>                | <b>3,390,865.70<br/>3,394,618.66</b> | <b>1.95%</b>         | <b>3,451,428.83<br/>20,764.27</b> | <b>12.11%<br/>56,810.17</b> | <b>A1 / A+<br/>A+</b> | <b>2.46<br/>2.26</b> |
| <b>US TREASURY</b>        |                                                                              |                     |                             |                                      |                      |                                   |                             |                       |                      |
| 912796WH8                 | US Treasury Bill<br>1.565% Due 12/10/2019                                    | 750,000.00          | 11/26/2019<br>1.59%         | 749,576.15<br>749,706.57             | 99.96<br>1.59%       | 749,706.57<br>0.00                | 2.62%<br>0.00               | P-1 / A-1+<br>F-1+    | 0.03<br>0.03         |
| 912828M80                 | US Treasury Note<br>2% Due 11/30/2022                                        | 110,000.00          | 09/12/2019<br>1.63%         | 111,284.76<br>111,198.31             | 101.14<br>1.61%      | 111,254.66<br>6.01                | 0.39%<br>56.35              | Aaa / AA+<br>AAA      | 3.00<br>2.90         |
| 912828T26                 | US Treasury Note<br>1.375% Due 9/30/2023                                     | 140,000.00          | 04/11/2019<br>2.31%         | 134,471.09<br>135,260.45             | 99.11<br>1.62%       | 138,753.16<br>326.09              | 0.49%<br>3,492.71           | Aaa / AA+<br>AAA      | 3.84<br>3.71         |

## Holdings Report

As of November 30, 2019



| CUSIP                                  | Security Description                    | Par Value/Units | Purchase Date<br>Book Yield | Cost Value<br>Book Value               | Mkt Price<br>Mkt YTM | Market Value<br>Accrued Int.       | % of Port.<br>Gain/Loss      | Moody/S&P<br>Fitch       | Maturity<br>Duration |
|----------------------------------------|-----------------------------------------|-----------------|-----------------------------|----------------------------------------|----------------------|------------------------------------|------------------------------|--------------------------|----------------------|
| <b>US TREASURY</b>                     |                                         |                 |                             |                                        |                      |                                    |                              |                          |                      |
| 912828V80                              | US Treasury Note<br>2.25% Due 1/31/2024 | 200,000.00      | 11/26/2019<br>1.59%         | 205,304.69<br>205,290.79               | 102.50<br>1.63%      | 204,992.20<br>1,504.08             | 0.72%<br>(298.59)            | Aaa / AA+<br>AAA         | 4.17<br>3.94         |
| <b>Total US Treasury</b>               |                                         |                 |                             | <b>1,200,636.69<br/>1,201,456.12</b>   | <b>1.60%</b>         | <b>1,204,706.59<br/>1,836.18</b>   | <b>4.21%<br/>3,250.47</b>    | <b>Aaa / AAA<br/>AAA</b> | <b>1.45<br/>1.39</b> |
| <b>TOTAL PORTFOLIO</b>                 |                                         |                 |                             | <b>28,485,394.25<br/>28,485,955.92</b> | <b>1.81%</b>         | <b>28,585,430.44<br/>83,156.70</b> | <b>100.00%<br/>99,474.52</b> | <b>Aa2 / AA-<br/>AA+</b> | <b>1.09<br/>0.89</b> |
| <b>TOTAL MARKET VALUE PLUS ACCRUED</b> |                                         |                 |                             |                                        |                      | <b>28,668,587.14</b>               |                              |                          |                      |

## Transaction Ledger

As of November 30, 2019



| Transaction Type    | Settlement Date | CUSIP      | Quantity     | Security Description                        | Price | Acq/Disp Yield | Amount       | Interest Pur/Sold | Total Amount | Gain/Loss |
|---------------------|-----------------|------------|--------------|---------------------------------------------|-------|----------------|--------------|-------------------|--------------|-----------|
| <b>ACQUISITIONS</b> |                 |            |              |                                             |       |                |              |                   |              |           |
| Purchase            | 11/01/2019      | 31846V203  | 315.95       | First American Govt Obligation Fund Class Y | 1.000 | 1.44%          | 315.95       | 0.00              | 315.95       | 0.00      |
| Purchase            | 11/01/2019      | 31846V203  | 528.23       | First American Govt Obligation Fund Class Y | 1.000 | 1.44%          | 528.23       | 0.00              | 528.23       | 0.00      |
| Purchase            | 11/03/2019      | 31846V203  | 2,400.00     | First American Govt Obligation Fund Class Y | 1.000 | 1.44%          | 2,400.00     | 0.00              | 2,400.00     | 0.00      |
| Purchase            | 11/07/2019      | 31846V203  | 2,520.55     | First American Govt Obligation Fund Class Y | 1.000 | 1.44%          | 2,520.55     | 0.00              | 2,520.55     | 0.00      |
| Purchase            | 11/08/2019      | 31846V203  | 1,937.80     | First American Govt Obligation Fund Class Y | 1.000 | 1.44%          | 1,937.80     | 0.00              | 1,937.80     | 0.00      |
| Purchase            | 11/08/2019      | 90LAIF\$00 | 2,000,000.00 | Local Agency Investment Fund State Pool     | 1.000 | 2.16%          | 2,000,000.00 | 0.00              | 2,000,000.00 | 0.00      |
| Purchase            | 11/13/2019      | 31846V203  | 845,000.00   | First American Govt Obligation Fund Class Y | 1.000 | 1.44%          | 845,000.00   | 0.00              | 845,000.00   | 0.00      |
| Purchase            | 11/13/2019      | 31846V203  | 5,338.88     | First American Govt Obligation Fund Class Y | 1.000 | 1.44%          | 5,338.88     | 0.00              | 5,338.88     | 0.00      |
| Purchase            | 11/15/2019      | 31846V203  | 547.64       | First American Govt Obligation Fund Class Y | 1.000 | 1.44%          | 547.64       | 0.00              | 547.64       | 0.00      |
| Purchase            | 11/15/2019      | 31846V203  | 170.58       | First American Govt Obligation Fund Class Y | 1.000 | 1.44%          | 170.58       | 0.00              | 170.58       | 0.00      |
| Purchase            | 11/15/2019      | 31846V203  | 380.00       | First American Govt Obligation Fund Class Y | 1.000 | 1.44%          | 380.00       | 0.00              | 380.00       | 0.00      |
| Purchase            | 11/15/2019      | 31846V203  | 606.25       | First American Govt Obligation Fund Class Y | 1.000 | 1.44%          | 606.25       | 0.00              | 606.25       | 0.00      |
| Purchase            | 11/15/2019      | 31846V203  | 141.53       | First American Govt Obligation Fund Class Y | 1.000 | 1.44%          | 141.53       | 0.00              | 141.53       | 0.00      |
| Purchase            | 11/15/2019      | 31846V203  | 463.75       | First American Govt Obligation Fund Class Y | 1.000 | 1.44%          | 463.75       | 0.00              | 463.75       | 0.00      |
| Purchase            | 11/15/2019      | 31846V203  | 14,068.59    | First American Govt Obligation Fund Class Y | 1.000 | 1.44%          | 14,068.59    | 0.00              | 14,068.59    | 0.00      |
| Purchase            | 11/15/2019      | 31846V203  | 15,256.24    | First American Govt Obligation Fund Class Y | 1.000 | 1.44%          | 15,256.24    | 0.00              | 15,256.24    | 0.00      |



| Transaction Type          | Settlement Date | CUSIP      | Quantity            | Security Description                                       | Price   | Acq/Disp Yield | Amount              | Interest Pur/Sold | Total Amount        | Gain/Loss   |
|---------------------------|-----------------|------------|---------------------|------------------------------------------------------------|---------|----------------|---------------------|-------------------|---------------------|-------------|
| <b>ACQUISITIONS</b>       |                 |            |                     |                                                            |         |                |                     |                   |                     |             |
| Purchase                  | 11/18/2019      | 31846V203  | 7,869.32            | First American Govt Obligation Fund Class Y                | 1.000   | 1.44%          | 7,869.32            | 0.00              | 7,869.32            | 0.00        |
| Purchase                  | 11/19/2019      | 31846V203  | 1,950.00            | First American Govt Obligation Fund Class Y                | 1.000   | 1.44%          | 1,950.00            | 0.00              | 1,950.00            | 0.00        |
| Purchase                  | 11/20/2019      | 31846V203  | 181.07              | First American Govt Obligation Fund Class Y                | 1.000   | 1.44%          | 181.07              | 0.00              | 181.07              | 0.00        |
| Purchase                  | 11/21/2019      | 31846V203  | 3,250.00            | First American Govt Obligation Fund Class Y                | 1.000   | 1.44%          | 3,250.00            | 0.00              | 3,250.00            | 0.00        |
| Purchase                  | 11/22/2019      | 62479LDV4  | 350,000.00          | MUFG Bank Ltd Discount CP 1.89% Due 4/29/2020              | 99.165  | 1.93%          | 347,078.38          | 0.00              | 347,078.38          | 0.00        |
| Purchase                  | 11/25/2019      | 037833DE7  | 200,000.00          | Apple Inc Callable Note Cont 12/13/2022 2.4% Due 1/13/2023 | 101.675 | 1.83%          | 203,350.00          | 1,760.00          | 205,110.00          | 0.00        |
| Purchase                  | 11/25/2019      | 31846V203  | 6,440.66            | First American Govt Obligation Fund Class Y                | 1.000   | 1.44%          | 6,440.66            | 0.00              | 6,440.66            | 0.00        |
| Purchase                  | 11/25/2019      | 31846V203  | 347.63              | First American Govt Obligation Fund Class Y                | 1.000   | 1.44%          | 347.63              | 0.00              | 347.63              | 0.00        |
| Purchase                  | 11/25/2019      | 31846V203  | 758.54              | First American Govt Obligation Fund Class Y                | 1.000   | 1.44%          | 758.54              | 0.00              | 758.54              | 0.00        |
| Purchase                  | 11/26/2019      | 31846V203  | 650,000.00          | First American Govt Obligation Fund Class Y                | 1.000   | 1.26%          | 650,000.00          | 0.00              | 650,000.00          | 0.00        |
| Purchase                  | 11/27/2019      | 912796WH8  | 750,000.00          | US Treasury Bill 1.565% Due 12/10/2019                     | 99.943  | 1.59%          | 749,576.15          | 0.00              | 749,576.15          | 0.00        |
| Purchase                  | 11/27/2019      | 912828V80  | 200,000.00          | US Treasury Note 2.25% Due 1/31/2024                       | 102.652 | 1.59%          | 205,304.69          | 1,455.16          | 206,759.85          | 0.00        |
| Purchase                  | 11/30/2019      | 09CATR\$05 | 1,041.32            | CalTrust Medium Term Fund                                  | 10.090  | 1.71%          | 10,506.93           | 0.00              | 10,506.93           | 0.00        |
| Purchase                  | 11/30/2019      | 31846V203  | 1,100.00            | First American Govt Obligation Fund Class Y                | 1.000   | 1.26%          | 1,100.00            | 0.00              | 1,100.00            | 0.00        |
| <b>Subtotal</b>           |                 |            | <b>5,062,614.53</b> |                                                            |         |                | <b>5,077,389.36</b> | <b>3,215.16</b>   | <b>5,080,604.52</b> | <b>0.00</b> |
| <b>TOTAL ACQUISITIONS</b> |                 |            | <b>5,062,614.53</b> |                                                            |         |                | <b>5,077,389.36</b> | <b>3,215.16</b>   | <b>5,080,604.52</b> | <b>0.00</b> |

| DISPOSITIONS    |            |           |                     |                                                                |         |       |                     |                 |                     |             |
|-----------------|------------|-----------|---------------------|----------------------------------------------------------------|---------|-------|---------------------|-----------------|---------------------|-------------|
| Sale            | 11/22/2019 | 31846V203 | 347,078.38          | First American Govt Obligation Fund Class Y                    | 1.000   | 1.44% | 347,078.38          | 0.00            | 347,078.38          | 0.00        |
| Sale            | 11/25/2019 | 31846V203 | 205,110.00          | First American Govt Obligation Fund Class Y                    | 1.000   | 1.44% | 205,110.00          | 0.00            | 205,110.00          | 0.00        |
| Sale            | 11/27/2019 | 31846V203 | 956,336.00          | First American Govt Obligation Fund Class Y                    | 1.000   | 1.26% | 956,336.00          | 0.00            | 956,336.00          | 0.00        |
| <b>Subtotal</b> |            |           | <b>1,508,524.38</b> |                                                                |         |       | <b>1,508,524.38</b> | <b>0.00</b>     | <b>1,508,524.38</b> | <b>0.00</b> |
| Paydown         | 11/15/2019 | 43815NAC8 | 0.00                | Honda Auto Receivables Trust 2019-3 A3<br>1.78% Due 8/15/2023  | 100.000 |       | 0.00                | 170.58          | 170.58              | 0.00        |
| Paydown         | 11/15/2019 | 477870AB5 | 0.00                | John Deere Owner Trust 2019-B A2<br>2.28% Due 5/16/2022        | 100.000 |       | 0.00                | 380.00          | 380.00              | 0.00        |
| Paydown         | 11/15/2019 | 47788BAD6 | 13,889.20           | John Deere Owner Trust 2017-B A3<br>1.82% Due 10/15/2021       | 100.000 |       | 13,889.20           | 179.39          | 14,068.59           | 0.00        |
| Paydown         | 11/15/2019 | 47789JAD8 | 0.00                | John Deere Owner Trust 2019-A A3<br>2.91% Due 7/17/2023        | 100.000 |       | 0.00                | 606.25          | 606.25              | 0.00        |
| Paydown         | 11/15/2019 | 65479JAD5 | 0.00                | Nissan Auto Receivables Owner 2019-C A3<br>1.93% Due 7/15/2024 | 100.000 |       | 0.00                | 141.53          | 141.53              | 0.00        |
| Paydown         | 11/15/2019 | 89231PAD0 | 0.00                | Toyota Auto Receivables Trust 2018-D A3<br>3.18% Due 3/15/2023 | 100.000 |       | 0.00                | 463.75          | 463.75              | 0.00        |
| Paydown         | 11/15/2019 | 89238KAD4 | 14,943.78           | Toyota Auto Receivables Trust 2017-D A3<br>1.93% Due 1/18/2022 | 100.000 |       | 14,943.78           | 312.46          | 15,256.24           | 0.00        |
| Paydown         | 11/18/2019 | 43814WAB1 | 7,571.40            | Honda Auto Receivables Trust 2019-1 A2<br>2.75% Due 9/20/2021  | 100.000 |       | 7,571.40            | 297.92          | 7,869.32            | 0.00        |
| Paydown         | 11/20/2019 | 92348AAA3 | 0.00                | Verizon Owner Trust 2019-C A1A<br>1.94% Due 4/22/2024          | 100.000 |       | 0.00                | 181.07          | 181.07              | 0.00        |
| Paydown         | 11/25/2019 | 3137B4GY6 | 0.00                | FHLMC K032 A2Due 5/25/2023                                     | 100.000 |       | 0.00                | 758.54          | 758.54              | 0.00        |
| Paydown         | 11/25/2019 | 3137BM6P6 | 0.00                | FHLMC K721 A2Due 8/25/2022                                     | 100.000 |       | 0.00                | 347.63          | 347.63              | 0.00        |
| <b>Subtotal</b> |            |           | <b>36,404.38</b>    |                                                                |         |       | <b>36,404.38</b>    | <b>3,839.12</b> | <b>40,243.50</b>    | <b>0.00</b> |
| Maturity        | 11/13/2019 | 313384PE3 | 845,000.00          | FHLB Discount Note<br>1.65% Due 11/13/2019                     | 100.000 |       | 845,000.00          | 0.00            | 845,000.00          | 0.00        |
| Maturity        | 11/26/2019 | 912796WF2 | 650,000.00          | US Treasury Bill<br>1.526% Due 11/26/2019                      | 100.000 |       | 650,000.00          | 0.00            | 650,000.00          | 0.00        |
| <b>Subtotal</b> |            |           | <b>1,495,000.00</b> |                                                                |         |       | <b>1,495,000.00</b> | <b>0.00</b>     | <b>1,495,000.00</b> | <b>0.00</b> |



| Transaction Type   | Settlement Date | CUSIP      | Quantity     | Security Description                                                       | Price | Acq/Disp Yield | Amount       | Interest Pur/Sold | Total Amount | Gain/Loss |
|--------------------|-----------------|------------|--------------|----------------------------------------------------------------------------|-------|----------------|--------------|-------------------|--------------|-----------|
| TOTAL DISPOSITIONS |                 |            | 3,039,928.76 |                                                                            |       |                | 3,039,928.76 | 3,839.12          | 3,043,767.88 | 0.00      |
| OTHER TRANSACTIONS |                 |            |              |                                                                            |       |                |              |                   |              |           |
| Interest           | 11/01/2019      | 46147URQ5  | 248,000.00   | Investors Community Bank Negotiable CD<br>1.5% Due 2/26/2021               | 0.000 |                | 315.95       | 0.00              | 315.95       | 0.00      |
| Interest           | 11/03/2019      | 037833AK6  | 200,000.00   | Apple Inc Note<br>2.4% Due 5/3/2023                                        | 0.000 |                | 2,400.00     | 0.00              | 2,400.00     | 0.00      |
| Interest           | 11/07/2019      | 02587DXU7  | 250,000.00   | American Express Centurion Negotiable CD<br>2% Due 5/7/2020                | 0.000 |                | 2,520.55     | 0.00              | 2,520.55     | 0.00      |
| Interest           | 11/08/2019      | 31938QL36  | 248,000.00   | First Business Negotiable CD<br>1.55% Due 3/6/2020                         | 0.000 |                | 1,937.80     | 0.00              | 1,937.80     | 0.00      |
| Interest           | 11/13/2019      | 254672NN4  | 250,000.00   | Discover Bank Negotiable CD<br>2% Due 5/13/2020                            | 0.000 |                | 2,520.55     | 0.00              | 2,520.55     | 0.00      |
| Interest           | 11/13/2019      | 459200JX0  | 200,000.00   | IBM Corp Note<br>2.85% Due 5/13/2022                                       | 0.000 |                | 2,818.33     | 0.00              | 2,818.33     | 0.00      |
| Interest           | 11/15/2019      | 55266CRD0  | 248,000.00   | MB Financial Bank NA Negotiable CD<br>1.4% Due 4/15/2021                   | 0.000 |                | 294.88       | 0.00              | 294.88       | 0.00      |
| Interest           | 11/15/2019      | 63969ABR4  | 248,000.00   | Nebraska State Bank & Trust<br>Negotiable CD<br>1.2% Due 1/15/2020         | 0.000 |                | 252.76       | 0.00              | 252.76       | 0.00      |
| Interest           | 11/19/2019      | 857477AV5  | 200,000.00   | State Street Bank Note<br>1.95% Due 5/19/2021                              | 0.000 |                | 1,950.00     | 0.00              | 1,950.00     | 0.00      |
| Interest           | 11/21/2019      | 808513AW5  | 200,000.00   | Charles Schwab Corp Callable Note<br>Cont 4/21/2021<br>3.25% Due 5/21/2021 | 0.000 |                | 3,250.00     | 0.00              | 3,250.00     | 0.00      |
| Interest           | 11/25/2019      | 38148J3E9  | 245,000.00   | Goldman Sachs Bank USA Negotiable CD<br>2.3% Due 11/25/2020                | 0.000 |                | 2,840.66     | 0.00              | 2,840.66     | 0.00      |
| Interest           | 11/25/2019      | 404280BA6  | 200,000.00   | HSBC Holdings PLC Note<br>3.6% Due 5/25/2023                               | 0.000 |                | 3,600.00     | 0.00              | 3,600.00     | 0.00      |
| Interest           | 11/26/2019      | 684000\$09 | 250,000.00   | Opus Bank Collateralized CD<br>0.25% Due 6/28/2020                         | 0.000 |                | 53.02        | 0.00              | 53.02        | 0.00      |



| Transaction Type                | Settlement Date | CUSIP      | Quantity            | Security Description                           | Price | Acq/Disp Yield | Amount           | Interest Pur/Sold | Total Amount     | Gain/Loss   |
|---------------------------------|-----------------|------------|---------------------|------------------------------------------------|-------|----------------|------------------|-------------------|------------------|-------------|
| <b>OTHER TRANSACTIONS</b>       |                 |            |                     |                                                |       |                |                  |                   |                  |             |
| Interest                        | 11/30/2019      | 912828M80  | 110,000.00          | US Treasury Note<br>2% Due 11/30/2022          | 0.000 |                | 1,100.00         | 0.00              | 1,100.00         | 0.00        |
| <b>Subtotal</b>                 |                 |            | <b>3,097,000.00</b> |                                                |       |                | <b>25,854.50</b> | <b>0.00</b>       | <b>25,854.50</b> | <b>0.00</b> |
| Dividend                        | 11/01/2019      | 31846V203  | 4,737.85            | First American Govt Obligation Fund<br>Class Y | 0.000 |                | 528.23           | 0.00              | 528.23           | 0.00        |
| Dividend                        | 11/30/2019      | 09CATR\$05 | 639,702.23          | CalTrust Medium Term Fund                      | 0.000 |                | 10,506.93        | 0.00              | 10,506.93        | 0.00        |
| <b>Subtotal</b>                 |                 |            | <b>644,440.08</b>   |                                                |       |                | <b>11,035.16</b> | <b>0.00</b>       | <b>11,035.16</b> | <b>0.00</b> |
| <b>TOTAL OTHER TRANSACTIONS</b> |                 |            | <b>3,741,440.08</b> |                                                |       |                | <b>36,889.66</b> | <b>0.00</b>       | <b>36,889.66</b> | <b>0.00</b> |



| CUSIP               | Security Description                                                          | Trade Date<br>Settle Date<br>Units     | Book Value: Begin<br>Book Value: Acq<br>Book Value: Disp<br>Book Value: End | Prior Accrued<br>Inc. Received<br>Ending Accrued<br>Total Interest | Accr. Of Discount<br>Amort. Of Premium<br>Net Accret/Amort<br>Income Earned | Total Income |
|---------------------|-------------------------------------------------------------------------------|----------------------------------------|-----------------------------------------------------------------------------|--------------------------------------------------------------------|-----------------------------------------------------------------------------|--------------|
| <b>FIXED INCOME</b> |                                                                               |                                        |                                                                             |                                                                    |                                                                             |              |
| 02665WBF7           | American Honda Finance<br>Note<br>1.65% Due 07/12/2021                        | 07/30/2019<br>07/31/2019<br>200,000.00 | 197,993.47<br>0.00<br>0.00<br>198,090.71                                    | 999.17<br>0.00<br>1,274.17<br>275.00                               | 97.24<br>0.00<br>97.24<br>372.24                                            | 372.24       |
| 037833AK6           | Apple Inc<br>Note<br>2.4% Due 05/03/2023                                      | 03/11/2019<br>03/13/2019<br>200,000.00 | 197,435.23<br>0.00<br>0.00<br>197,495.39                                    | 2,373.33<br>2,400.00<br>373.33<br>400.00                           | 60.16<br>0.00<br>60.16<br>460.16                                            | 460.16       |
| 037833DE7           | Apple Inc<br>Callable Note Cont 12/13/2022<br>2.4% Due 01/13/2023             | 11/21/2019<br>11/25/2019<br>200,000.00 | 0.00<br>203,350.00<br>0.00<br>203,331.96                                    | 0.00<br>(1,760.00)<br>1,840.00<br>80.00                            | 0.00<br>18.04<br>(18.04)<br>61.96                                           | 61.96        |
| 06051GFW4           | Bank of America Corp<br>Note<br>2.625% Due 04/19/2021                         | 04/25/2019<br>04/29/2019<br>200,000.00 | 199,814.49<br>0.00<br>0.00<br>199,824.90                                    | 175.00<br>0.00<br>612.50<br>437.50                                 | 10.41<br>0.00<br>10.41<br>447.91                                            | 447.91       |
| 06406FAD5           | Bank of NY Mellon Corp<br>Callable Note Cont 6/16/2023<br>2.2% Due 08/16/2023 | 04/11/2019<br>04/15/2019<br>200,000.00 | 195,017.95<br>0.00<br>0.00<br>195,125.94                                    | 916.67<br>0.00<br>1,283.33<br>366.66                               | 107.99<br>0.00<br>107.99<br>474.65                                          | 474.65       |
| 24422ETV1           | John Deere Capital Corp<br>Note<br>2.15% Due 09/08/2022                       | 04/17/2019<br>04/22/2019<br>305,000.00 | 299,812.11<br>0.00<br>0.00<br>299,961.47                                    | 965.41<br>0.00<br>1,511.87<br>546.46                               | 149.36<br>0.00<br>149.36<br>695.82                                          | 695.82       |
| 3130A0F70           | FHLB<br>Note<br>3.375% Due 12/08/2023                                         | 10/30/2019<br>10/31/2019<br>350,000.00 | 372,766.30<br>0.00<br>0.00<br>372,310.37                                    | 4,692.19<br>0.00<br>5,676.56<br>984.37                             | 0.00<br>455.93<br>(455.93)<br>528.44                                        | 528.44       |
| 3130A6LQ8           | FHLB<br>Callable Note Qtrly 10/19/2017<br>1.7% Due 10/19/2020                 | 10/06/2015<br>10/06/2015<br>500,000.00 | 500,000.00<br>0.00<br>0.00<br>500,000.00                                    | 283.33<br>0.00<br>991.67<br>708.34                                 | 0.00<br>0.00<br>0.00<br>708.34                                              | 708.34       |
| 3130ADRG9           | FHLB<br>Note<br>2.75% Due 03/10/2023                                          | 04/11/2019<br>04/12/2019<br>350,000.00 | 354,572.73<br>0.00<br>0.00<br>354,460.75                                    | 1,363.54<br>0.00<br>2,165.63<br>802.09                             | 0.00<br>111.98<br>(111.98)<br>690.11                                        | 690.11       |

## Income Earned

As of November 30, 2019



| CUSIP     | Security Description                                              | Trade Date<br>Settle Date<br>Units       | Book Value: Begin<br>Book Value: Acq<br>Book Value: Disp<br>Book Value: End | Prior Accrued<br>Inc. Received<br>Ending Accrued<br>Total Interest | Accr. Of Discount<br>Amort. Of Premium<br>Net Accret/Amort<br>Income Earned | Total Income |
|-----------|-------------------------------------------------------------------|------------------------------------------|-----------------------------------------------------------------------------|--------------------------------------------------------------------|-----------------------------------------------------------------------------|--------------|
| 3134G95L7 | FHLMC<br>Callable Note Qrtly 11/25/2016<br>1.6% Due 08/25/2021    | 08/04/2016<br>08/04/2016<br>1,000,000.00 | 1,000,000.00<br>0.00<br>0.00<br>1,000,000.00                                | 2,933.33<br>0.00<br>4,266.67<br>1,333.34                           | 0.00<br>0.00<br>0.00<br>1,333.34                                            | 1,333.34     |
| 3135G0U43 | FNMA<br>Note<br>2.875% Due 09/12/2023                             | 09/25/2019<br>09/26/2019<br>350,000.00   | 366,286.47<br>0.00<br>0.00<br>365,940.19                                    | 1,369.62<br>0.00<br>2,208.16<br>838.54                             | 0.00<br>346.28<br>(346.28)<br>492.26                                        | 492.26       |
| 3136G3Y25 | FNMA<br>Callable Note Qtrly 8/25/2017<br>1.5% Due 08/25/2021      | 08/04/2016<br>08/04/2016<br>1,000,000.00 | 1,000,000.00<br>0.00<br>0.00<br>1,000,000.00                                | 2,750.00<br>0.00<br>4,000.00<br>1,250.00                           | 0.00<br>0.00<br>0.00<br>1,250.00                                            | 1,250.00     |
| 3137B4GY6 | FHLMC<br>K032 A2<br>3.31% Due 05/25/2023                          | 07/23/2019<br>07/26/2019<br>275,000.00   | 285,119.57<br>0.00<br>0.00<br>284,886.22                                    | 151.71<br>758.54<br>151.71<br>758.54                               | 0.00<br>233.35<br>(233.35)<br>525.19                                        | 525.19       |
| 3137BM6P6 | FHLMC<br>K721 A2<br>3.09% Due 08/25/2022                          | 06/26/2019<br>06/28/2019<br>135,000.00   | 138,297.75<br>0.00<br>0.00<br>138,201.51                                    | 347.63<br>347.63<br>347.63<br>347.63                               | 0.00<br>96.24<br>(96.24)<br>251.39                                          | 251.39       |
| 3137EADB2 | FHLMC<br>Note<br>2.375% Due 01/13/2022                            | 10/30/2019<br>10/31/2019<br>350,000.00   | 355,117.63<br>0.00<br>0.00<br>354,926.68                                    | 2,493.75<br>0.00<br>3,186.46<br>692.71                             | 0.00<br>190.95<br>(190.95)<br>501.76                                        | 501.76       |
| 404280BA6 | HSBC Holdings PLC<br>Note<br>3.6% Due 05/25/2023                  | 05/15/2019<br>05/17/2019<br>200,000.00   | 204,233.34<br>0.00<br>0.00<br>204,135.72                                    | 3,120.00<br>3,600.00<br>120.00<br>600.00                           | 0.00<br>97.62<br>(97.62)<br>502.38                                          | 502.38       |
| 43814WAB1 | Honda Auto Receivables Trust<br>2019-1 A2<br>2.75% Due 09/20/2021 | 02/19/2019<br>02/27/2019<br>122,428.60   | 129,993.84<br>0.00<br>7,571.40<br>122,423.05                                | 129.10<br>297.92<br>121.58<br>290.40                               | 0.61<br>0.00<br>0.61<br>291.01                                              | 291.01       |
| 43815NAC8 | Honda Auto Receivables Trust<br>2019-3 A3<br>1.78% Due 08/15/2023 | 08/20/2019<br>08/27/2019<br>115,000.00   | 114,999.11<br>0.00<br>0.00<br>114,999.13                                    | 90.98<br>170.58<br>90.98<br>170.58                                 | 0.02<br>0.00<br>0.02<br>170.60                                              | 170.60       |

## Income Earned

As of November 30, 2019



| CUSIP     | Security Description                                                   | Trade Date<br>Settle Date<br>Units     | Book Value: Begin<br>Book Value: Acq<br>Book Value: Disp<br>Book Value: End | Prior Accrued<br>Inc. Received<br>Ending Accrued<br>Total Interest | Accr. Of Discount<br>Amort. Of Premium<br>Net Accret/Amort<br>Income Earned | Total Income |
|-----------|------------------------------------------------------------------------|----------------------------------------|-----------------------------------------------------------------------------|--------------------------------------------------------------------|-----------------------------------------------------------------------------|--------------|
| 459200JX0 | IBM Corp<br>Note<br>2.85% Due 05/13/2022                               | 05/16/2019<br>05/20/2019<br>200,000.00 | 200,254.55<br>0.00<br>0.00<br>200,246.28                                    | 2,628.33<br>2,818.33<br>285.00<br>475.00                           | 0.00<br>8.27<br>(8.27)<br>466.73                                            | 466.73       |
| 46623EKG3 | JP Morgan Chase<br>Callable Note 1X 8/15/2020<br>2.295% Due 08/15/2021 | 05/16/2019<br>05/20/2019<br>200,000.00 | 198,489.64<br>0.00<br>0.00<br>198,559.03                                    | 969.00<br>0.00<br>1,351.50<br>382.50                               | 69.39<br>0.00<br>69.39<br>451.89                                            | 451.89       |
| 477870AB5 | John Deere Owner Trust<br>2019-B A2<br>2.28% Due 05/16/2022            | 10/30/2019<br>10/31/2019<br>200,000.00 | 200,280.95<br>0.00<br>0.00<br>200,271.85                                    | 202.67<br>380.00<br>202.67<br>380.00                               | 0.00<br>9.10<br>(9.10)<br>370.90                                            | 370.90       |
| 47788BAD6 | John Deere Owner Trust<br>2017-B A3<br>1.82% Due 10/15/2021            | 02/06/2019<br>02/08/2019<br>104,391.56 | 117,402.17<br>0.00<br>13,889.20<br>103,648.72                               | 95.68<br>179.39<br>84.44<br>168.15                                 | 135.75<br>0.00<br>135.75<br>303.90                                          | 303.90       |
| 47789JAD8 | John Deere Owner Trust<br>2019-A A3<br>2.91% Due 07/17/2023            | 08/27/2019<br>08/29/2019<br>250,000.00 | 254,970.15<br>0.00<br>0.00<br>254,860.03                                    | 323.33<br>606.25<br>323.33<br>606.25                               | 0.00<br>110.12<br>(110.12)<br>496.13                                        | 496.13       |
| 65479JAD5 | Nissan Auto Receivables Owner<br>2019-C A3<br>1.93% Due 07/15/2024     | 10/16/2019<br>10/23/2019<br>120,000.00 | 119,993.69<br>0.00<br>0.00<br>119,993.80                                    | 51.47<br>141.53<br>102.93<br>192.99                                | 0.11<br>0.00<br>0.11<br>193.10                                              | 193.10       |
| 68389XBK0 | Oracle Corp<br>Callable Note Cont 8/15/2021<br>1.9% Due 09/15/2021     | 04/11/2019<br>04/15/2019<br>200,000.00 | 197,264.00<br>0.00<br>0.00<br>197,384.00                                    | 485.56<br>0.00<br>802.22<br>316.66                                 | 120.00<br>0.00<br>120.00<br>436.66                                          | 436.66       |
| 69353RFB9 | PNC Bank<br>Callable Note Cont 1/18/2022<br>2.625% Due 02/17/2022      | 02/21/2019<br>02/25/2019<br>250,000.00 | 247,553.56<br>0.00<br>0.00<br>247,641.04                                    | 1,348.96<br>0.00<br>1,895.83<br>546.87                             | 87.48<br>0.00<br>87.48<br>634.35                                            | 634.35       |
| 69371RP42 | Paccar Financial Corp<br>Note<br>3.15% Due 08/09/2021                  | 04/24/2019<br>04/26/2019<br>200,000.00 | 201,403.90<br>0.00<br>0.00<br>201,338.80                                    | 1,435.00<br>0.00<br>1,960.00<br>525.00                             | 0.00<br>65.10<br>(65.10)<br>459.90                                          | 459.90       |

## Income Earned

As of November 30, 2019



| CUSIP     | Security Description                                                        | Trade Date<br>Settle Date<br>Units     | Book Value: Begin<br>Book Value: Acq<br>Book Value: Disp<br>Book Value: End | Prior Accrued<br>Inc. Received<br>Ending Accrued<br>Total Interest | Accr. Of Discount<br>Amort. Of Premium<br>Net Accret/Amort<br>Income Earned | Total Income |
|-----------|-----------------------------------------------------------------------------|----------------------------------------|-----------------------------------------------------------------------------|--------------------------------------------------------------------|-----------------------------------------------------------------------------|--------------|
| 78012KKU0 | Royal Bank of Canada<br>Note<br>2.5% Due 01/19/2021                         | 03/06/2019<br>03/08/2019<br>200,000.00 | 199,159.52<br>0.00<br>0.00<br>199,216.18                                    | 1,416.67<br>0.00<br>1,833.33<br>416.66                             | 56.66<br>0.00<br>56.66<br>473.32                                            | 473.32       |
| 808513AW5 | Charles Schwab Corp<br>Callable Note Cont 4/21/2021<br>3.25% Due 05/21/2021 | 04/25/2019<br>04/29/2019<br>200,000.00 | 201,688.99<br>0.00<br>0.00<br>201,594.63                                    | 2,888.89<br>3,250.00<br>180.56<br>541.67                           | 0.00<br>94.36<br>(94.36)<br>447.31                                          | 447.31       |
| 857477AV5 | State Street Bank<br>Note<br>1.95% Due 05/19/2021                           | 04/30/2019<br>05/02/2019<br>200,000.00 | 197,945.45<br>0.00<br>0.00<br>198,054.55                                    | 1,755.00<br>1,950.00<br>130.00<br>325.00                           | 109.10<br>0.00<br>109.10<br>434.10                                          | 434.10       |
| 89114QCB2 | Toronto Dominion Bank<br>Note<br>3.25% Due 03/11/2024                       | 07/16/2019<br>07/18/2019<br>200,000.00 | 206,187.99<br>0.00<br>0.00<br>206,071.38                                    | 902.78<br>0.00<br>1,444.44<br>541.66                               | 0.00<br>116.61<br>(116.61)<br>425.05                                        | 425.05       |
| 89231PAD0 | Toyota Auto Receivables Trust<br>2018-D A3<br>3.18% Due 03/15/2023          | 08/29/2019<br>08/30/2019<br>175,000.00 | 178,557.07<br>0.00<br>0.00<br>178,470.31                                    | 247.33<br>463.75<br>247.33<br>463.75                               | 0.00<br>86.76<br>(86.76)<br>376.99                                          | 376.99       |
| 89236TEL5 | Toyota Motor Credit Corp<br>Note<br>2.7% Due 01/11/2023                     | 04/25/2019<br>04/29/2019<br>200,000.00 | 199,875.80<br>0.00<br>0.00<br>199,878.99                                    | 1,650.00<br>0.00<br>2,100.00<br>450.00                             | 3.19<br>0.00<br>3.19<br>453.19                                              | 453.19       |
| 89238KAD4 | Toyota Auto Receivables Trust<br>2017-D A3<br>1.93% Due 01/18/2022          | 02/05/2019<br>02/07/2019<br>179,334.99 | 192,549.89<br>0.00<br>14,943.78<br>177,798.27                               | 135.40<br>312.46<br>124.99<br>302.05                               | 192.16<br>0.00<br>192.16<br>494.21                                          | 494.21       |
| 90331HNV1 | US Bank NA<br>Callable Note Cont 6/23/2023<br>3.4% Due 07/24/2023           | 05/17/2019<br>05/21/2019<br>250,000.00 | 255,960.07<br>0.00<br>0.00<br>255,825.64                                    | 2,290.28<br>0.00<br>2,998.61<br>708.33                             | 0.00<br>134.43<br>(134.43)<br>573.90                                        | 573.90       |
| 912828M80 | US Treasury<br>Note<br>2% Due 11/30/2022                                    | 09/12/2019<br>09/13/2019<br>110,000.00 | 111,231.14<br>0.00<br>0.00<br>111,198.31                                    | 925.68<br>1,100.00<br>6.01<br>180.33                               | 0.00<br>32.83<br>(32.83)<br>147.50                                          | 147.50       |

## Income Earned

As of November 30, 2019



| CUSIP                        | Security Description                                                       | Trade Date<br>Settle Date<br>Units     | Book Value: Begin<br>Book Value: Acq<br>Book Value: Disp<br>Book Value: End | Prior Accrued<br>Inc. Received<br>Ending Accrued<br>Total Interest | Accr. Of Discount<br>Amort. Of Premium<br>Net Accret/Amort<br>Income Earned | Total Income |
|------------------------------|----------------------------------------------------------------------------|----------------------------------------|-----------------------------------------------------------------------------|--------------------------------------------------------------------|-----------------------------------------------------------------------------|--------------|
| 912828T26                    | US Treasury<br>Note<br>1.375% Due 09/30/2023                               | 04/11/2019<br>04/12/2019<br>140,000.00 | 135,158.82<br>0.00<br>0.00<br>135,260.45                                    | 168.31<br>0.00<br>326.09<br>157.78                                 | 101.63<br>0.00<br>101.63<br>259.41                                          | 259.41       |
| 912828V80                    | US Treasury<br>Note<br>2.25% Due 01/31/2024                                | 11/26/2019<br>11/27/2019<br>200,000.00 | 0.00<br>205,304.69<br>0.00<br>205,290.79                                    | 0.00<br>(1,455.16)<br>1,504.08<br>48.92                            | 0.00<br>13.90<br>(13.90)<br>35.02                                           | 35.02        |
| 92348AAA3                    | Verizon Owner Trust<br>2019-C A1A<br>1.94% Due 04/22/2024                  | 10/01/2019<br>10/08/2019<br>80,000.00  | 79,993.92<br>0.00<br>0.00<br>79,994.03                                      | 99.16<br>181.07<br>47.42<br>129.33                                 | 0.11<br>0.00<br>0.11<br>129.44                                              | 129.44       |
| 949746SK8                    | Wells Fargo Company<br>Callable Note 1X 1/24/2023<br>3.069% Due 01/24/2023 | 04/29/2019<br>04/30/2019<br>200,000.00 | 200,275.47<br>0.00<br>0.00<br>200,265.33                                    | 1,653.85<br>0.00<br>2,165.35<br>511.50                             | 0.00<br>10.14<br>(10.14)<br>501.36                                          | 501.36       |
|                              |                                                                            |                                        | 9,807,656.73<br>408,654.69<br>36,404.38                                     | 46,828.11<br>15,742.29<br>50,338.38                                | 1,301.37<br>2,232.01<br>(930.64)                                            |              |
| Total Fixed Income           |                                                                            | 10,111,155.15                          | 10,178,976.40                                                               | 19,252.56                                                          | 18,321.92                                                                   | 18,321.92    |
| <b>CASH &amp; EQUIVALENT</b> |                                                                            |                                        |                                                                             |                                                                    |                                                                             |              |
| 02587CFZ8                    | American Express<br>Negotiable CD<br>1.95% Due 09/08/2020                  | 08/29/2017<br>08/29/2017<br>250,000.00 | 250,000.00<br>0.00<br>0.00<br>250,000.00                                    | 747.95<br>0.00<br>1,148.63<br>400.68                               | 0.00<br>0.00<br>0.00<br>400.68                                              | 400.68       |
| 02587DXU7                    | American Express Centurion<br>Negotiable CD<br>2% Due 05/07/2020           | 05/06/2015<br>05/06/2015<br>250,000.00 | 250,000.00<br>0.00<br>0.00<br>250,000.00                                    | 2,438.36<br>2,520.55<br>328.77<br>410.96                           | 0.00<br>0.00<br>0.00<br>410.96                                              | 410.96       |
| 05580ACZ5                    | BMW Corp<br>Negotiable CD<br>2.2% Due 09/30/2020                           | 09/24/2015<br>09/24/2015<br>248,000.00 | 248,000.00<br>0.00<br>0.00<br>248,000.00                                    | 478.33<br>0.00<br>926.77<br>448.44                                 | 0.00<br>0.00<br>0.00<br>448.44                                              | 448.44       |

## Income Earned

As of November 30, 2019



| CUSIP     | Security Description                                            | Trade Date<br>Settle Date<br>Units     | Book Value: Begin<br>Book Value: Acq<br>Book Value: Disp<br>Book Value: End | Prior Accrued<br>Inc. Received<br>Ending Accrued<br>Total Interest | Accr. Of Discount<br>Amort. Of Premium<br>Net Accret/Amort<br>Income Earned | Total Income |
|-----------|-----------------------------------------------------------------|----------------------------------------|-----------------------------------------------------------------------------|--------------------------------------------------------------------|-----------------------------------------------------------------------------|--------------|
| 063248EY0 | Bank Leumi USA NY<br>Negotiable CD<br>2% Due 12/17/2019         | 12/12/2014<br>12/12/2014<br>248,000.00 | 248,000.00<br>0.00<br>0.00<br>248,000.00                                    | 1,861.70<br>0.00<br>2,269.37<br>407.67                             | 0.00<br>0.00<br>0.00<br>407.67                                              | 407.67       |
| 08173QBS4 | Beneficial Bank<br>Negotiable CD<br>1.55% Due 10/07/2021        | 09/20/2016<br>09/20/2016<br>248,000.00 | 248,000.00<br>0.00<br>0.00<br>248,000.00                                    | 263.29<br>0.00<br>579.23<br>315.94                                 | 0.00<br>0.00<br>0.00<br>315.94                                              | 315.94       |
| 140420XR6 | Capital One Bank USA NA<br>Negotiable CD<br>1.7% Due 04/06/2021 | 03/30/2016<br>03/30/2016<br>248,000.00 | 248,000.00<br>0.00<br>0.00<br>248,000.00                                    | 300.32<br>0.00<br>646.84<br>346.52                                 | 0.00<br>0.00<br>0.00<br>346.52                                              | 346.52       |
| 14042RAK7 | CAPITAL ONE<br>Negotiable CD<br>2.25% Due 09/30/2020            | 09/24/2015<br>09/24/2015<br>248,000.00 | 248,000.00<br>0.00<br>0.00<br>248,000.00                                    | 489.21<br>0.00<br>947.84<br>458.63                                 | 0.00<br>0.00<br>0.00<br>458.63                                              | 458.63       |
| 254672NN4 | Discover Bank<br>Negotiable CD<br>2% Due 05/13/2020             | 05/06/2015<br>05/06/2015<br>250,000.00 | 250,000.00<br>0.00<br>0.00<br>250,000.00                                    | 2,356.16<br>2,520.55<br>246.58<br>410.97                           | 0.00<br>0.00<br>0.00<br>410.97                                              | 410.97       |
| 29976D2F6 | Everbank<br>Negotiable CD<br>2.05% Due 02/14/2022               | 02/09/2017<br>02/09/2017<br>248,000.00 | 248,000.00<br>0.00<br>0.00<br>248,000.00                                    | 1,002.87<br>0.00<br>1,420.73<br>417.86                             | 0.00<br>0.00<br>0.00<br>417.86                                              | 417.86       |
| 313384PE3 | FHLB<br>Discount Note<br>Due 11/13/2019                         | 10/31/2019<br>10/31/2019<br>0.00       | 844,535.25<br>0.00<br>845,000.00<br>0.00                                    | 0.00<br>0.00<br>0.00<br>0.00                                       | 464.75<br>0.00<br>464.75<br>464.75                                          | 464.75       |
| 31846V203 | First American<br>Govt Obligation Fund Class Y                  | Various<br>Various<br>57,470.73        | 4,421.90<br>1,561,573.21<br>1,508,524.38<br>57,470.73                       | 0.00<br>528.23<br>0.00<br>528.23                                   | 0.00<br>0.00<br>0.00<br>528.23                                              | 528.23       |
| 31938QL36 | First Business<br>Negotiable CD<br>1.55% Due 03/06/2020         | 04/28/2015<br>04/28/2015<br>248,000.00 | 248,000.00<br>0.00<br>0.00<br>248,000.00                                    | 1,864.08<br>1,937.80<br>242.22<br>315.94                           | 0.00<br>0.00<br>0.00<br>315.94                                              | 315.94       |

## Income Earned

As of November 30, 2019



| CUSIP      | Security Description                                                | Trade Date<br>Settle Date<br>Units     | Book Value: Begin<br>Book Value: Acq<br>Book Value: Disp<br>Book Value: End | Prior Accrued<br>Inc. Received<br>Ending Accrued<br>Total Interest | Accr. Of Discount<br>Amort. Of Premium<br>Net Accret/Amort<br>Income Earned | Total Income |
|------------|---------------------------------------------------------------------|----------------------------------------|-----------------------------------------------------------------------------|--------------------------------------------------------------------|-----------------------------------------------------------------------------|--------------|
| 38148J3E9  | Goldman Sachs Bank USA<br>Negotiable CD<br>2.3% Due 11/25/2020      | 11/17/2015<br>11/17/2015<br>245,000.00 | 245,000.00<br>0.00<br>0.00<br>245,000.00                                    | 2,470.14<br>2,840.66<br>92.63<br>463.15                            | 0.00<br>0.00<br>0.00<br>463.15                                              | 463.15       |
| 46147URQ5  | Investors Community Bank<br>Negotiable CD<br>1.5% Due 02/26/2021    | 03/31/2016<br>03/31/2016<br>248,000.00 | 248,000.00<br>0.00<br>0.00<br>248,000.00                                    | 315.95<br>315.95<br>305.75<br>305.75                               | 0.00<br>0.00<br>0.00<br>305.75                                              | 305.75       |
| 48714LAC3  | Kearny Bank<br>Negotiable CD<br>1.75% Due 03/01/2021                | 02/09/2017<br>02/09/2017<br>248,000.00 | 248,000.00<br>0.00<br>0.00<br>248,000.00                                    | 772.88<br>0.00<br>1,129.59<br>356.71                               | 0.00<br>0.00<br>0.00<br>356.71                                              | 356.71       |
| 55266CRD0  | MB Financial Bank NA<br>Negotiable CD<br>1.4% Due 04/15/2021        | 03/31/2016<br>03/31/2016<br>248,000.00 | 248,000.00<br>0.00<br>0.00<br>248,000.00                                    | 161.71<br>294.88<br>152.20<br>285.37                               | 0.00<br>0.00<br>0.00<br>285.37                                              | 285.37       |
| 62479LDV4  | MUFG Bank Ltd<br>Discount CP<br>1.89% Due 04/29/2020                | 11/22/2019<br>11/22/2019<br>350,000.00 | 0.00<br>347,078.38<br>0.00<br>347,243.75                                    | 0.00<br>0.00<br>0.00<br>0.00                                       | 165.37<br>0.00<br>165.37<br>165.37                                          | 165.37       |
| 63969ABR4  | Nebraska State Bank & Trust<br>Negotiable CD<br>1.2% Due 01/15/2020 | 03/31/2016<br>03/31/2016<br>248,000.00 | 248,000.00<br>0.00<br>0.00<br>248,000.00                                    | 138.61<br>252.76<br>130.45<br>244.60                               | 0.00<br>0.00<br>0.00<br>244.60                                              | 244.60       |
| 684000\$02 | Opus Bank<br>Collateralized CD<br>Due 06/28/2019                    | 01/31/2018<br>01/31/2018<br>0.00       | 0.00<br>0.00<br>0.00<br>0.00                                                | 0.00<br>0.00<br>0.00<br>0.00                                       | 0.00<br>0.00<br>0.00<br>0.00                                                | 0.00         |
| 684000\$09 | Opus Bank<br>Collateralized CD<br>0.25% Due 06/28/2020              | 06/28/2019<br>06/28/2019<br>250,000.00 | 250,000.00<br>0.00<br>0.00<br>250,000.00                                    | 10.26<br>53.02<br>8.55<br>51.31                                    | 0.00<br>0.00<br>0.00<br>51.31                                               | 51.31        |
| 87164XMJ2  | Synchrony Bank<br>Negotiable CD<br>1.55% Due 06/29/2021             | 06/24/2016<br>06/24/2016<br>248,000.00 | 248,000.00<br>0.00<br>0.00<br>248,000.00                                    | 1,316.44<br>0.00<br>1,632.38<br>315.94                             | 0.00<br>0.00<br>0.00<br>315.94                                              | 315.94       |

## Income Earned

As of November 30, 2019



| CUSIP                               | Security Description                                               | Trade Date<br>Settle Date<br>Units     | Book Value: Begin<br>Book Value: Acq<br>Book Value: Disp<br>Book Value: End | Prior Accrued<br>Inc. Received<br>Ending Accrued<br>Total Interest | Accr. Of Discount<br>Amort. Of Premium<br>Net Accret/Amort<br>Income Earned | Total Income |
|-------------------------------------|--------------------------------------------------------------------|----------------------------------------|-----------------------------------------------------------------------------|--------------------------------------------------------------------|-----------------------------------------------------------------------------|--------------|
| 88413QBQ0                           | Third Fed Sav&Ln Cleveland<br>Negotiable CD<br>1.9% Due 09/15/2020 | 08/29/2017<br>08/29/2017<br>250,000.00 | 250,000.00<br>0.00<br>0.00<br>250,000.00                                    | 611.64<br>0.00<br>1,002.05<br>390.41                               | 0.00<br>0.00<br>0.00<br>390.41                                              | 390.41       |
| 912796WF2                           | US Treasury<br>Bill<br>Due 11/26/2019                              | 10/31/2019<br>10/31/2019<br>0.00       | 649,311.40<br>0.00<br>650,000.00<br>0.00                                    | 0.00<br>0.00<br>0.00<br>0.00                                       | 688.60<br>0.00<br>688.60<br>688.60                                          | 688.60       |
| 912796WH8                           | US Treasury<br>Bill<br>1.565% Due 12/10/2019                       | 11/26/2019<br>11/27/2019<br>750,000.00 | 0.00<br>749,576.15<br>0.00<br>749,706.57                                    | 0.00<br>0.00<br>0.00<br>0.00                                       | 130.42<br>0.00<br>130.42<br>130.42                                          | 130.42       |
| 98878BER5                           | Zions Bank<br>Negotiable CD<br>1.7% Due 02/16/2021                 | 02/09/2017<br>02/09/2017<br>248,000.00 | 248,000.00<br>0.00<br>0.00<br>248,000.00                                    | 889.40<br>0.00<br>1,235.92<br>346.52                               | 0.00<br>0.00<br>0.00<br>346.52                                              | 346.52       |
|                                     |                                                                    |                                        | 6,217,268.55<br>2,658,227.74<br>3,003,524.38                                | 18,489.30<br>11,264.40<br>14,446.50                                | 1,449.14<br>0.00<br>1,449.14                                                |              |
| Total Cash & Equivalent             |                                                                    | 5,876,470.73                           | 5,873,421.05                                                                | 7,221.60                                                           | 8,670.74                                                                    | 8,670.74     |
| <b>LOCAL AGENCY INVESTMENT FUND</b> |                                                                    |                                        |                                                                             |                                                                    |                                                                             |              |
| 90LAIF\$00                          | Local Agency Investment Fund<br>State Pool                         | Various<br>Various<br>5,989,981.06     | 3,989,981.06<br>2,000,000.00<br>0.00<br>5,989,981.06                        | 8,831.40<br>0.00<br>18,371.82<br>9,540.42                          | 0.00<br>0.00<br>0.00<br>9,540.42                                            | 9,540.42     |
|                                     |                                                                    |                                        | 3,989,981.06<br>2,000,000.00<br>0.00                                        | 8,831.40<br>0.00<br>18,371.82                                      | 0.00<br>0.00<br>0.00                                                        |              |
| Total Local Agency Investment Fund  |                                                                    | 5,989,981.06                           | 5,989,981.06                                                                | 9,540.42                                                           | 9,540.42                                                                    | 9,540.42     |

## Income Earned

As of November 30, 2019



| CUSIP                  | Security Description | Trade Date<br>Settle Date<br>Units | Book Value: Begin<br>Book Value: Acq<br>Book Value: Disp<br>Book Value: End | Prior Accrued<br>Inc. Received<br>Ending Accrued<br>Total Interest | Accr. Of Discount<br>Amort. Of Premium<br>Net Accret/Amort<br>Income Earned | Total Income |
|------------------------|----------------------|------------------------------------|-----------------------------------------------------------------------------|--------------------------------------------------------------------|-----------------------------------------------------------------------------|--------------|
| <b>INVESTMENT POOL</b> |                      |                                    |                                                                             |                                                                    |                                                                             |              |
| 09CATR\$05             | CalTrust             | Various                            | 6,433,070.48                                                                | 0.00                                                               | 0.00                                                                        | 10,506.93    |
|                        | Medium Term Fund     | Various                            | 10,506.93                                                                   | 10,506.93                                                          | 0.00                                                                        |              |
|                        |                      | 640,743.56                         | 0.00                                                                        | 0.00                                                               | 0.00                                                                        |              |
|                        |                      |                                    | 6,443,577.41                                                                | 10,506.93                                                          | 10,506.93                                                                   |              |
|                        |                      |                                    | 6,433,070.48                                                                | 0.00                                                               | 0.00                                                                        |              |
|                        |                      |                                    | 10,506.93                                                                   | 10,506.93                                                          | 0.00                                                                        |              |
|                        |                      |                                    | 0.00                                                                        | 0.00                                                               | 0.00                                                                        |              |
| Total Investment Pool  |                      | 640,743.56                         | 6,443,577.41                                                                | 10,506.93                                                          | 10,506.93                                                                   | 10,506.93    |
|                        |                      |                                    |                                                                             |                                                                    |                                                                             |              |
|                        |                      |                                    | 26,447,976.82                                                               | 74,148.81                                                          | 2,750.51                                                                    |              |
|                        |                      |                                    | 5,077,389.36                                                                | 37,513.62                                                          | 2,232.01                                                                    |              |
|                        |                      |                                    | 3,039,928.76                                                                | 83,156.70                                                          | 518.50                                                                      |              |
| TOTAL PORTFOLIO        |                      | 22,618,350.50                      | 28,485,955.92                                                               | 46,521.51                                                          | 47,040.01                                                                   | 47,040.01    |

## Cash Flow Report

As of November 30, 2019



| Payment Date | Transaction Type | CUSIP     | Quantity   | Security Description                                            | Principal Amount | Income   | Total Amount |
|--------------|------------------|-----------|------------|-----------------------------------------------------------------|------------------|----------|--------------|
| 12/01/2019   | Interest         | 46147URQ5 | 248,000.00 | Investors Community Bank Negotiable CD<br>1.5% Due 2/26/2021    | 0.00             | 305.75   | 305.75       |
| 12/08/2019   | Interest         | 3130A0F70 | 350,000.00 | FHLB Note<br>3.375% Due 12/8/2023                               | 0.00             | 5,906.25 | 5,906.25     |
| 12/10/2019   | Maturity         | 912796WH8 | 750,000.00 | US Treasury Bill<br>1.565% Due 12/10/2019                       | 750,000.00       | 0.00     | 750,000.00   |
| 12/15/2019   | Interest         | 63969ABR4 | 248,000.00 | Nebraska State Bank & Trust Negotiable CD<br>1.2% Due 1/15/2020 | 0.00             | 244.60   | 244.60       |
| 12/15/2019   | Interest         | 55266CRD0 | 248,000.00 | MB Financial Bank NA Negotiable CD<br>1.4% Due 4/15/2021        | 0.00             | 285.37   | 285.37       |
| 12/15/2019   | Paydown          | 43815NAC8 | 115,000.00 | Honda Auto Receivables Trust 2019-3 A3<br>1.78% Due 8/15/2023   | 5,076.71         | 170.58   | 5,247.29     |
| 12/15/2019   | Paydown          | 477870AB5 | 200,000.00 | John Deere Owner Trust 2019-B A2<br>2.28% Due 5/16/2022         | 6,252.24         | 380.00   | 6,632.24     |
| 12/15/2019   | Paydown          | 47789JAD8 | 250,000.00 | John Deere Owner Trust 2019-A A3<br>2.91% Due 7/17/2023         | 5,271.54         | 606.25   | 5,877.79     |
| 12/15/2019   | Paydown          | 89231PAD0 | 175,000.00 | Toyota Auto Receivables Trust 2018-D A3<br>3.18% Due 3/15/2023  | 4,225.54         | 463.75   | 4,689.29     |
| 12/15/2019   | Paydown          | 47788BAD6 | 104,391.56 | John Deere Owner Trust 2017-B A3<br>1.82% Due 10/15/2021        | 7,922.98         | 158.33   | 8,081.31     |
| 12/15/2019   | Paydown          | 65479JAD5 | 120,000.00 | Nissan Auto Receivables Owner 2019-C A3<br>1.93% Due 7/15/2024  | 2,013.10         | 193.00   | 2,206.10     |
| 12/17/2019   | Maturity         | 063248EY0 | 248,000.00 | Bank Leumi USA NY Negotiable CD<br>2% Due 12/17/2019            | 248,000.00       | 2,486.79 | 250,486.79   |
| 12/18/2019   | Paydown          | 89238KAD4 | 179,334.99 | Toyota Auto Receivables Trust 2017-D A3<br>1.93% Due 1/18/2022  | 12,964.57        | 288.43   | 13,253.00    |
| 12/18/2019   | Paydown          | 43814WAB1 | 122,428.60 | Honda Auto Receivables Trust 2019-1 A2<br>2.75% Due 9/20/2021   | 5,171.84         | 280.57   | 5,452.41     |
| 12/19/2019   | Paydown          | 3137BM6P6 | 0.00       | FHLMC K721 A2<br>3.09% Due 8/25/2022                            | 0.00             | 347.63   | 347.63       |
| 12/20/2019   | Paydown          | 92348AAA3 | 80,000.00  | Verizon Owner Trust 2019-C A1A<br>1.94% Due 4/22/2024           | 1,394.97         | 129.33   | 1,524.30     |
| 12/25/2019   | Interest         | 3137BM6P6 | 135,000.00 | FHLMC K721 A2<br>3.09% Due 8/25/2022                            | 0.00             | 347.63   | 347.63       |

## Cash Flow Report

As of November 30, 2019



| Payment Date    | Transaction Type | CUSIP      | Quantity       | Security Description                                            | Principal Amount    | Income           | Total Amount        |
|-----------------|------------------|------------|----------------|-----------------------------------------------------------------|---------------------|------------------|---------------------|
| 12/25/2019      | Paydown          | 3137B4GY6  | 275,000.00     | FHLMC K032 A2<br>3.31% Due 5/25/2023                            | 6,140.75            | 758.54           | 6,899.29            |
| 12/26/2019      | Interest         | 684000\$09 | 250,000.00     | Opus Bank Collateralized CD<br>0.25% Due 6/28/2020              | 0.00                | 51.31            | 51.31               |
| 12/29/2019      | Interest         | 87164XMJ2  | 248,000.00     | Synchrony Bank Negotiable CD<br>1.55% Due 6/29/2021             | 0.00                | 1,927.27         | 1,927.27            |
| <b>DEC 2019</b> |                  |            |                |                                                                 | <b>1,054,434.24</b> | <b>15,331.38</b> | <b>1,069,765.62</b> |
| 01/01/2020      | Interest         | 46147URQ5  | 248,000.00     | Investors Community Bank Negotiable CD<br>1.5% Due 2/26/2021    | 0.00                | 315.95           | 315.95              |
| 01/11/2020      | Interest         | 89236TEL5  | 200,000.00     | Toyota Motor Credit Corp Note<br>2.7% Due 1/11/2023             | 0.00                | 2,700.00         | 2,700.00            |
| 01/12/2020      | Interest         | 02665WBF7  | 200,000.00     | American Honda Finance Note<br>1.65% Due 7/12/2021              | 0.00                | 1,650.00         | 1,650.00            |
| 01/13/2020      | Interest         | 037833DE7  | 200,000.00     | Apple Inc Callable Note Cont 12/13/2022<br>2.4% Due 1/13/2023   | 0.00                | 2,400.00         | 2,400.00            |
| 01/13/2020      | Interest         | 3137EADB2  | 350,000.00     | FHLMC Note<br>2.375% Due 1/13/2022                              | 0.00                | 4,156.25         | 4,156.25            |
| 01/15/2020      | Dividend         | 90LAIF\$00 | 311,999,422.66 | Local Agency Investment Fund State Pool                         | 0.00                | 18,334.01        | 18,334.01           |
| 01/15/2020      | Interest         | 55266CRD0  | 248,000.00     | MB Financial Bank NA Negotiable CD<br>1.4% Due 4/15/2021        | 0.00                | 294.88           | 294.88              |
| 01/15/2020      | Maturity         | 63969ABR4  | 248,000.00     | Nebraska State Bank & Trust Negotiable CD<br>1.2% Due 1/15/2020 | 248,000.00          | 252.76           | 248,252.76          |
| 01/15/2020      | Paydown          | 43815NAC8  | 115,000.00     | Honda Auto Receivables Trust 2019-3 A3<br>1.78% Due 8/15/2023   | 4,976.66            | 163.05           | 5,139.71            |
| 01/15/2020      | Paydown          | 477870AB5  | 200,000.00     | John Deere Owner Trust 2019-B A2<br>2.28% Due 5/16/2022         | 6,265.26            | 368.12           | 6,633.38            |
| 01/15/2020      | Paydown          | 47789JAD8  | 250,000.00     | John Deere Owner Trust 2019-A A3<br>2.91% Due 7/17/2023         | 5,284.01            | 593.47           | 5,877.48            |
| 01/15/2020      | Paydown          | 65479JAD5  | 120,000.00     | Nissan Auto Receivables Owner 2019-C A3<br>1.93% Due 7/15/2024  | 2,017.63            | 189.76           | 2,207.39            |
| 01/15/2020      | Paydown          | 89231PAD0  | 175,000.00     | Toyota Auto Receivables Trust 2018-D A3<br>3.18% Due 3/15/2023  | 4,233.04            | 452.55           | 4,685.59            |

## Cash Flow Report

As of November 30, 2019



| Payment Date    | Transaction Type | CUSIP      | Quantity   | Security Description                                                   | Principal Amount  | Income           | Total Amount      |
|-----------------|------------------|------------|------------|------------------------------------------------------------------------|-------------------|------------------|-------------------|
| 01/15/2020      | Paydown          | 47788BAD6  | 104,391.56 | John Deere Owner Trust 2017-B A3<br>1.82% Due 10/15/2021               | 7,619.75          | 146.31           | 7,766.06          |
| 01/18/2020      | Paydown          | 43814WAB1  | 122,428.60 | Honda Auto Receivables Trust 2019-1 A2<br>2.75% Due 9/20/2021          | 5,185.34          | 268.71           | 5,454.05          |
| 01/18/2020      | Paydown          | 89238KAD4  | 179,334.99 | Toyota Auto Receivables Trust 2017-D A3<br>1.93% Due 1/18/2022         | 12,488.57         | 267.58           | 12,756.15         |
| 01/19/2020      | Call             | 3130A6LQ8  | 500,000.00 | FHLB Callable Note Qtrly 10/19/2017<br>1.7% Due 10/19/2020             | 500,000.00        | 2,125.00         | 502,125.00        |
| 01/19/2020      | Interest         | 78012KKU0  | 200,000.00 | Royal Bank of Canada Note<br>2.5% Due 1/19/2021                        | 0.00              | 2,500.00         | 2,500.00          |
| 01/20/2020      | Paydown          | 92348AAA3  | 80,000.00  | Verizon Owner Trust 2019-C A1A<br>1.94% Due 4/22/2024                  | 1,398.10          | 127.08           | 1,525.18          |
| 01/24/2020      | Interest         | 90331HNV1  | 250,000.00 | US Bank NA Callable Note Cont 6/23/2023<br>3.4% Due 7/24/2023          | 0.00              | 4,250.00         | 4,250.00          |
| 01/24/2020      | Interest         | 949746SK8  | 200,000.00 | Wells Fargo Company Callable Note 1X 1/24/2023<br>3.069% Due 1/24/2023 | 0.00              | 3,069.00         | 3,069.00          |
| 01/25/2020      | Interest         | 31378M6P6  | 135,000.00 | FHLMC K721 A2<br>3.09% Due 8/25/2022                                   | 0.00              | 347.63           | 347.63            |
| 01/25/2020      | Paydown          | 313784GY6  | 275,000.00 | FHLMC K032 A2<br>3.31% Due 5/25/2023                                   | 6,159.79          | 741.60           | 6,901.39          |
| 01/26/2020      | Interest         | 684000\$09 | 250,000.00 | Opus Bank Collateralized CD<br>0.25% Due 6/28/2020                     | 0.00              | 53.02            | 53.02             |
| 01/31/2020      | Interest         | 912828V80  | 200,000.00 | US Treasury Note<br>2.25% Due 1/31/2024                                | 0.00              | 2,250.00         | 2,250.00          |
| <b>JAN 2020</b> |                  |            |            |                                                                        | <b>803,628.15</b> | <b>48,016.73</b> | <b>851,644.88</b> |
| 02/01/2020      | Interest         | 46147URQ5  | 248,000.00 | Investors Community Bank Negotiable CD<br>1.5% Due 2/26/2021           | 0.00              | 315.95           | 315.95            |
| 02/09/2020      | Interest         | 69371RP42  | 200,000.00 | Paccar Financial Corp Note<br>3.15% Due 8/9/2021                       | 0.00              | 3,150.00         | 3,150.00          |
| 02/15/2020      | Interest         | 55266CRD0  | 248,000.00 | MB Financial Bank NA Negotiable CD<br>1.4% Due 4/15/2021               | 0.00              | 294.88           | 294.88            |
| 02/15/2020      | Interest         | 46623EKG3  | 200,000.00 | JP Morgan Chase Callable Note 1X 8/15/2020<br>2.295% Due 8/15/2021     | 0.00              | 2,295.00         | 2,295.00          |

## Cash Flow Report

As of November 30, 2019



| Payment Date | Transaction Type | CUSIP     | Quantity     | Security Description                                                         | Principal Amount | Income   | Total Amount |
|--------------|------------------|-----------|--------------|------------------------------------------------------------------------------|------------------|----------|--------------|
| 02/15/2020   | Paydown          | 477870AB5 | 200,000.00   | John Deere Owner Trust 2019-B A2<br>2.28% Due 5/16/2022                      | 6,278.31         | 356.22   | 6,634.53     |
| 02/15/2020   | Paydown          | 477888AD6 | 104,391.56   | John Deere Owner Trust 2017-B A3<br>1.82% Due 10/15/2021                     | 7,315.89         | 134.75   | 7,450.64     |
| 02/15/2020   | Paydown          | 47789JAD8 | 250,000.00   | John Deere Owner Trust 2019-A A3<br>2.91% Due 7/17/2023                      | 5,296.52         | 580.65   | 5,877.17     |
| 02/15/2020   | Paydown          | 65479JAD5 | 120,000.00   | Nissan Auto Receivables Owner 2019-C A3<br>1.93% Due 7/15/2024               | 2,022.16         | 186.52   | 2,208.68     |
| 02/15/2020   | Paydown          | 43815NAC8 | 115,000.00   | Honda Auto Receivables Trust 2019-3 A3<br>1.78% Due 8/15/2023                | 4,876.37         | 155.67   | 5,032.04     |
| 02/15/2020   | Paydown          | 89231PAD0 | 175,000.00   | Toyota Auto Receivables Trust 2018-D A3<br>3.18% Due 3/15/2023               | 4,240.55         | 441.33   | 4,681.88     |
| 02/16/2020   | Interest         | 98878BER5 | 248,000.00   | Zions Bank Negotiable CD<br>1.7% Due 2/16/2021                               | 0.00             | 2,125.33 | 2,125.33     |
| 02/16/2020   | Interest         | 06406FAD5 | 200,000.00   | Bank of NY Mellon Corp Callable Note Cont<br>6/16/2023<br>2.2% Due 8/16/2023 | 0.00             | 2,200.00 | 2,200.00     |
| 02/17/2020   | Interest         | 69353RFB9 | 250,000.00   | PNC Bank Callable Note Cont 1/18/2022<br>2.625% Due 2/17/2022                | 0.00             | 3,281.25 | 3,281.25     |
| 02/18/2020   | Paydown          | 89238KAD4 | 179,334.99   | Toyota Auto Receivables Trust 2017-D A3<br>1.93% Due 1/18/2022               | 12,011.43        | 247.49   | 12,258.92    |
| 02/18/2020   | Paydown          | 43814WAB1 | 122,428.60   | Honda Auto Receivables Trust 2019-1 A2<br>2.75% Due 9/20/2021                | 5,198.86         | 256.83   | 5,455.69     |
| 02/20/2020   | Paydown          | 92348AAA3 | 80,000.00    | Verizon Owner Trust 2019-C A1A<br>1.94% Due 4/22/2024                        | 1,401.25         | 124.82   | 1,526.07     |
| 02/21/2020   | Interest         | 29976D2F6 | 248,000.00   | Everbank Negotiable CD<br>2.05% Due 2/14/2022                                | 0.00             | 2,562.89 | 2,562.89     |
| 02/25/2020   | Interest         | 3134G95L7 | 1,000,000.00 | FHLMC Callable Note Qtrly 11/25/2016<br>1.6% Due 8/25/2021                   | 0.00             | 8,000.00 | 8,000.00     |
| 02/25/2020   | Interest         | 3136G3Y25 | 1,000,000.00 | FNMA Callable Note Qtrly 8/25/2017<br>1.5% Due 8/25/2021                     | 0.00             | 7,500.00 | 7,500.00     |
| 02/25/2020   | Interest         | 3137BM6P6 | 135,000.00   | FHLMC K721 A2<br>3.09% Due 8/25/2022                                         | 0.00             | 347.63   | 347.63       |

## Cash Flow Report

As of November 30, 2019



| Payment Date    | Transaction Type | CUSIP      | Quantity   | Security Description                                           | Principal Amount | Income           | Total Amount     |
|-----------------|------------------|------------|------------|----------------------------------------------------------------|------------------|------------------|------------------|
| 02/25/2020      | Paydown          | 3137B4GY6  | 275,000.00 | FHLMC K032 A2<br>3.31% Due 5/25/2023                           | 6,178.88         | 724.61           | 6,903.49         |
| 02/26/2020      | Interest         | 684000\$09 | 250,000.00 | Opus Bank Collateralized CD<br>0.25% Due 6/28/2020             | 0.00             | 53.02            | 53.02            |
| 02/28/2020      | Interest         | 48714LAC3  | 248,000.00 | Kearny Bank Negotiable CD<br>1.75% Due 3/1/2021                | 0.00             | 2,187.84         | 2,187.84         |
| <b>FEB 2020</b> |                  |            |            |                                                                | <b>54,820.22</b> | <b>37,522.68</b> | <b>92,342.90</b> |
| 03/01/2020      | Interest         | 46147URQ5  | 248,000.00 | Investors Community Bank Negotiable CD<br>1.5% Due 2/26/2021   | 0.00             | 295.56           | 295.56           |
| 03/06/2020      | Interest         | 02587CFZ8  | 250,000.00 | American Express Negotiable CD<br>1.95% Due 9/8/2020           | 0.00             | 2,430.82         | 2,430.82         |
| 03/06/2020      | Maturity         | 31938QL36  | 248,000.00 | First Business Negotiable CD<br>1.55% Due 3/6/2020             | 248,000.00       | 1,253.25         | 249,253.25       |
| 03/08/2020      | Interest         | 24422ETV1  | 305,000.00 | John Deere Capital Corp Note<br>2.15% Due 9/8/2022             | 0.00             | 3,278.75         | 3,278.75         |
| 03/10/2020      | Interest         | 3130ADRG9  | 350,000.00 | FHLB Note<br>2.75% Due 3/10/2023                               | 0.00             | 4,812.50         | 4,812.50         |
| 03/11/2020      | Interest         | 89114QCB2  | 200,000.00 | Toronto Dominion Bank Note<br>3.25% Due 3/11/2024              | 0.00             | 3,250.00         | 3,250.00         |
| 03/12/2020      | Interest         | 3135GOU43  | 350,000.00 | FNMA Note<br>2.875% Due 9/12/2023                              | 0.00             | 5,031.25         | 5,031.25         |
| 03/15/2020      | Interest         | 55266CRD0  | 248,000.00 | MB Financial Bank NA Negotiable CD<br>1.4% Due 4/15/2021       | 0.00             | 275.86           | 275.86           |
| 03/15/2020      | Interest         | 68389XBK0  | 200,000.00 | Oracle Corp Callable Note Cont 8/15/2021<br>1.9% Due 9/15/2021 | 0.00             | 1,900.00         | 1,900.00         |
| 03/15/2020      | Interest         | 88413QBQ0  | 250,000.00 | Third Fed Sav&Ln Cleveland Negotiable CD<br>1.9% Due 9/15/2020 | 0.00             | 2,368.49         | 2,368.49         |
| 03/15/2020      | Paydown          | 89231PAD0  | 175,000.00 | Toyota Auto Receivables Trust 2018-D A3<br>3.18% Due 3/15/2023 | 4,248.06         | 430.10           | 4,678.16         |
| 03/15/2020      | Paydown          | 43815NAC8  | 115,000.00 | Honda Auto Receivables Trust 2019-3 A3<br>1.78% Due 8/15/2023  | 4,775.83         | 148.44           | 4,924.27         |
| 03/15/2020      | Paydown          | 65479JAD5  | 120,000.00 | Nissan Auto Receivables Owner 2019-C A3<br>1.93% Due 7/15/2024 | 2,026.72         | 183.26           | 2,209.98         |

## Cash Flow Report

As of November 30, 2019



| Payment Date    | Transaction Type | CUSIP      | Quantity   | Security Description                                           | Principal Amount  | Income           | Total Amount      |
|-----------------|------------------|------------|------------|----------------------------------------------------------------|-------------------|------------------|-------------------|
| 03/15/2020      | Paydown          | 47788BAD6  | 104,391.56 | John Deere Owner Trust 2017-B A3<br>1.82% Due 10/15/2021       | 7,011.40          | 123.66           | 7,135.06          |
| 03/15/2020      | Paydown          | 477870AB5  | 200,000.00 | John Deere Owner Trust 2019-B A2<br>2.28% Due 5/16/2022        | 6,291.39          | 344.29           | 6,635.68          |
| 03/15/2020      | Paydown          | 47789JAD8  | 250,000.00 | John Deere Owner Trust 2019-A A3<br>2.91% Due 7/17/2023        | 5,309.05          | 567.81           | 5,876.86          |
| 03/18/2020      | Paydown          | 89238KAD4  | 179,334.99 | Toyota Auto Receivables Trust 2017-D A3<br>1.93% Due 1/18/2022 | 11,533.12         | 228.17           | 11,761.29         |
| 03/18/2020      | Paydown          | 43814WAB1  | 122,428.60 | Honda Auto Receivables Trust 2019-1 A2<br>2.75% Due 9/20/2021  | 5,212.42          | 244.92           | 5,457.34          |
| 03/20/2020      | Paydown          | 92348AAA3  | 80,000.00  | Verizon Owner Trust 2019-C A1A<br>1.94% Due 4/22/2024          | 1,404.41          | 122.55           | 1,526.96          |
| 03/25/2020      | Interest         | 3137BM6P6  | 135,000.00 | FHLMC K721 A2<br>3.09% Due 8/25/2022                           | 0.00              | 347.63           | 347.63            |
| 03/25/2020      | Paydown          | 3137B4GY6  | 275,000.00 | FHLMC K032 A2<br>3.31% Due 5/25/2023                           | 6,198.03          | 707.57           | 6,905.60          |
| 03/26/2020      | Interest         | 684000\$09 | 250,000.00 | Opus Bank Collateralized CD<br>0.25% Due 6/28/2020             | 0.00              | 49.60            | 49.60             |
| 03/30/2020      | Interest         | 14042RAK7  | 248,000.00 | CAPITAL ONE Negotiable CD<br>2.25% Due 9/30/2020               | 0.00              | 2,782.36         | 2,782.36          |
| 03/30/2020      | Interest         | 05580ACZ5  | 248,000.00 | BMW Corp Negotiable CD<br>2.2% Due 9/30/2020                   | 0.00              | 2,720.53         | 2,720.53          |
| 03/31/2020      | Interest         | 912828T26  | 140,000.00 | US Treasury Note<br>1.375% Due 9/30/2023                       | 0.00              | 962.50           | 962.50            |
| <b>MAR 2020</b> |                  |            |            |                                                                | <b>302,010.43</b> | <b>34,859.87</b> | <b>336,870.30</b> |
| 04/01/2020      | Interest         | 46147URQ5  | 248,000.00 | Investors Community Bank Negotiable CD<br>1.5% Due 2/26/2021   | 0.00              | 315.95           | 315.95            |
| 04/06/2020      | Interest         | 140420XR6  | 248,000.00 | Capital One Bank USA NA Negotiable CD<br>1.7% Due 4/6/2021     | 0.00              | 2,113.78         | 2,113.78          |
| 04/07/2020      | Interest         | 08173QBS4  | 248,000.00 | Beneficial Bank Negotiable CD<br>1.55% Due 10/7/2021           | 0.00              | 1,927.27         | 1,927.27          |
| 04/15/2020      | Interest         | 55266CRD0  | 248,000.00 | MB Financial Bank NA Negotiable CD<br>1.4% Due 4/15/2021       | 0.00              | 294.88           | 294.88            |

## Cash Flow Report

As of November 30, 2019



| Payment Date    | Transaction Type | CUSIP      | Quantity   | Security Description                                           | Principal Amount  | Income           | Total Amount      |
|-----------------|------------------|------------|------------|----------------------------------------------------------------|-------------------|------------------|-------------------|
| 04/15/2020      | Paydown          | 65479JAD5  | 120,000.00 | Nissan Auto Receivables Owner 2019-C A3<br>1.93% Due 7/15/2024 | 2,031.27          | 180.01           | 2,211.28          |
| 04/15/2020      | Paydown          | 89231PAD0  | 175,000.00 | Toyota Auto Receivables Trust 2018-D A3<br>3.18% Due 3/15/2023 | 4,255.60          | 418.84           | 4,674.44          |
| 04/15/2020      | Paydown          | 43815NAC8  | 115,000.00 | Honda Auto Receivables Trust 2019-3 A3<br>1.78% Due 8/15/2023  | 4,675.06          | 141.35           | 4,816.41          |
| 04/15/2020      | Paydown          | 477870AB5  | 200,000.00 | John Deere Owner Trust 2019-B A2<br>2.28% Due 5/16/2022        | 6,304.51          | 332.33           | 6,636.84          |
| 04/15/2020      | Paydown          | 47788BAD6  | 104,391.56 | John Deere Owner Trust 2017-B A3<br>1.82% Due 10/15/2021       | 6,706.29          | 113.02           | 6,819.31          |
| 04/15/2020      | Paydown          | 47789JAD8  | 250,000.00 | John Deere Owner Trust 2019-A A3<br>2.91% Due 7/17/2023        | 5,321.62          | 554.93           | 5,876.55          |
| 04/18/2020      | Paydown          | 43814WAB1  | 122,428.60 | Honda Auto Receivables Trust 2019-1 A2<br>2.75% Due 9/20/2021  | 5,226.02          | 232.97           | 5,458.99          |
| 04/18/2020      | Paydown          | 89238KAD4  | 179,334.99 | Toyota Auto Receivables Trust 2017-D A3<br>1.93% Due 1/18/2022 | 11,053.64         | 209.63           | 11,263.27         |
| 04/19/2020      | Interest         | 06051GFW4  | 200,000.00 | Bank of America Corp Note<br>2.625% Due 4/19/2021              | 0.00              | 2,625.00         | 2,625.00          |
| 04/20/2020      | Paydown          | 92348AAA3  | 80,000.00  | Verizon Owner Trust 2019-C A1A<br>1.94% Due 4/22/2024          | 1,407.57          | 120.28           | 1,527.85          |
| 04/25/2020      | Interest         | 3137BM6P6  | 135,000.00 | FHLMC K721 A2<br>3.09% Due 8/25/2022                           | 0.00              | 347.63           | 347.63            |
| 04/25/2020      | Paydown          | 3137B4GY6  | 275,000.00 | FHLMC K032 A2<br>3.31% Due 5/25/2023                           | 6,217.25          | 690.47           | 6,907.72          |
| 04/26/2020      | Interest         | 684000\$09 | 250,000.00 | Opus Bank Collateralized CD<br>0.25% Due 6/28/2020             | 0.00              | 53.02            | 53.02             |
| 04/29/2020      | Maturity         | 62479LDV4  | 350,000.00 | MUFG Bank Ltd Discount CP<br>1.89% Due 4/29/2020               | 350,000.00        | 0.00             | 350,000.00        |
| <b>APR 2020</b> |                  |            |            |                                                                | <b>403,198.83</b> | <b>10,671.36</b> | <b>413,870.19</b> |
| 05/01/2020      | Interest         | 46147URQ5  | 248,000.00 | Investors Community Bank Negotiable CD<br>1.5% Due 2/26/2021   | 0.00              | 305.75           | 305.75            |
| 05/03/2020      | Interest         | 037833AK6  | 200,000.00 | Apple Inc Note<br>2.4% Due 5/3/2023                            | 0.00              | 2,400.00         | 2,400.00          |

## Cash Flow Report

As of November 30, 2019



| Payment Date | Transaction Type | CUSIP     | Quantity     | Security Description                                                    | Principal Amount | Income   | Total Amount |
|--------------|------------------|-----------|--------------|-------------------------------------------------------------------------|------------------|----------|--------------|
| 05/07/2020   | Maturity         | 02587DXU7 | 250,000.00   | American Express Centurion Negotiable CD<br>2% Due 5/7/2020             | 250,000.00       | 2,493.15 | 252,493.15   |
| 05/13/2020   | Interest         | 459200JX0 | 200,000.00   | IBM Corp Note<br>2.85% Due 5/13/2022                                    | 0.00             | 2,850.00 | 2,850.00     |
| 05/13/2020   | Maturity         | 254672NN4 | 250,000.00   | Discover Bank Negotiable CD<br>2% Due 5/13/2020                         | 250,000.00       | 2,493.15 | 252,493.15   |
| 05/15/2020   | Interest         | 55266CRD0 | 248,000.00   | MB Financial Bank NA Negotiable CD<br>1.4% Due 4/15/2021                | 0.00             | 285.37   | 285.37       |
| 05/15/2020   | Paydown          | 477870AB5 | 200,000.00   | John Deere Owner Trust 2019-B A2<br>2.28% Due 5/16/2022                 | 6,317.63         | 320.36   | 6,637.99     |
| 05/15/2020   | Paydown          | 47788BAD6 | 104,391.56   | John Deere Owner Trust 2017-B A3<br>1.82% Due 10/15/2021                | 6,400.54         | 102.85   | 6,503.39     |
| 05/15/2020   | Paydown          | 89231PAD0 | 175,000.00   | Toyota Auto Receivables Trust 2018-D A3<br>3.18% Due 3/15/2023          | 4,263.15         | 407.56   | 4,670.71     |
| 05/15/2020   | Paydown          | 43815NAC8 | 115,000.00   | Honda Auto Receivables Trust 2019-3 A3<br>1.78% Due 8/15/2023           | 4,574.03         | 134.42   | 4,708.45     |
| 05/15/2020   | Paydown          | 47789JAD8 | 250,000.00   | John Deere Owner Trust 2019-A A3<br>2.91% Due 7/17/2023                 | 5,334.21         | 542.03   | 5,876.24     |
| 05/15/2020   | Paydown          | 65479JAD5 | 120,000.00   | Nissan Auto Receivables Owner 2019-C A3<br>1.93% Due 7/15/2024          | 2,035.85         | 176.74   | 2,212.59     |
| 05/18/2020   | Paydown          | 43814WAB1 | 122,428.60   | Honda Auto Receivables Trust 2019-1 A2<br>2.75% Due 9/20/2021           | 5,239.66         | 220.99   | 5,460.65     |
| 05/18/2020   | Paydown          | 89238KAD4 | 179,334.99   | Toyota Auto Receivables Trust 2017-D A3<br>1.93% Due 1/18/2022          | 10,573.00        | 191.85   | 10,764.85    |
| 05/19/2020   | Interest         | 857477AV5 | 200,000.00   | State Street Bank Note<br>1.95% Due 5/19/2021                           | 0.00             | 1,950.00 | 1,950.00     |
| 05/20/2020   | Paydown          | 92348AAA3 | 80,000.00    | Verizon Owner Trust 2019-C A1A<br>1.94% Due 4/22/2024                   | 1,410.73         | 118.01   | 1,528.74     |
| 05/21/2020   | Interest         | 808513AW5 | 200,000.00   | Charles Schwab Corp Callable Note Cont 4/21/2021<br>3.25% Due 5/21/2021 | 0.00             | 3,250.00 | 3,250.00     |
| 05/25/2020   | Call             | 3136G3Y25 | 1,000,000.00 | FNMA Callable Note Qtrly 8/25/2017<br>1.5% Due 8/25/2021                | 1,000,000.00     | 3,750.00 | 1,003,750.00 |
| 05/25/2020   | Call             | 3134G95L7 | 1,000,000.00 | FHLMC Callable Note Qrtly 11/25/2016<br>1.6% Due 8/25/2021              | 1,000,000.00     | 4,000.00 | 1,004,000.00 |

## Cash Flow Report

As of November 30, 2019



| Payment Date    | Transaction Type | CUSIP      | Quantity   | Security Description                                           | Principal Amount    | Income           | Total Amount        |
|-----------------|------------------|------------|------------|----------------------------------------------------------------|---------------------|------------------|---------------------|
| 05/25/2020      | Interest         | 404280BA6  | 200,000.00 | HSBC Holdings PLC Note<br>3.6% Due 5/25/2023                   | 0.00                | 3,600.00         | 3,600.00            |
| 05/25/2020      | Interest         | 31378M6P6  | 135,000.00 | FHLMC K721 A2<br>3.09% Due 8/25/2022                           | 0.00                | 347.63           | 347.63              |
| 05/25/2020      | Interest         | 38148J3E9  | 245,000.00 | Goldman Sachs Bank USA Negotiable CD<br>2.3% Due 11/25/2020    | 0.00                | 2,809.78         | 2,809.78            |
| 05/25/2020      | Paydown          | 313784GY6  | 275,000.00 | FHLMC K032 A2<br>3.31% Due 5/25/2023                           | 6,236.52            | 673.32           | 6,909.84            |
| 05/26/2020      | Interest         | 684000\$09 | 250,000.00 | Opus Bank Collateralized CD<br>0.25% Due 6/28/2020             | 0.00                | 51.31            | 51.31               |
| 05/31/2020      | Interest         | 912828M80  | 110,000.00 | US Treasury Note<br>2% Due 11/30/2022                          | 0.00                | 1,100.00         | 1,100.00            |
| <b>MAY 2020</b> |                  |            |            |                                                                | <b>2,552,385.32</b> | <b>34,574.27</b> | <b>2,586,959.59</b> |
| 06/01/2020      | Interest         | 46147URQ5  | 248,000.00 | Investors Community Bank Negotiable CD<br>1.5% Due 2/26/2021   | 0.00                | 315.95           | 315.95              |
| 06/08/2020      | Interest         | 3130A0F70  | 350,000.00 | FHLB Note<br>3.375% Due 12/8/2023                              | 0.00                | 5,906.25         | 5,906.25            |
| 06/15/2020      | Interest         | 55266CRD0  | 248,000.00 | MB Financial Bank NA Negotiable CD<br>1.4% Due 4/15/2021       | 0.00                | 294.88           | 294.88              |
| 06/15/2020      | Paydown          | 65479JAD5  | 120,000.00 | Nissan Auto Receivables Owner 2019-C A3<br>1.93% Due 7/15/2024 | 2,040.43            | 173.46           | 2,213.89            |
| 06/15/2020      | Paydown          | 43815NAC8  | 115,000.00 | Honda Auto Receivables Trust 2019-3 A3<br>1.78% Due 8/15/2023  | 4,472.77            | 127.63           | 4,600.40            |
| 06/15/2020      | Paydown          | 477870AB5  | 200,000.00 | John Deere Owner Trust 2019-B A2<br>2.28% Due 5/16/2022        | 6,330.80            | 308.35           | 6,639.15            |
| 06/15/2020      | Paydown          | 47788BAD6  | 104,391.56 | John Deere Owner Trust 2017-B A3<br>1.82% Due 10/15/2021       | 6,094.16            | 93.15            | 6,187.31            |
| 06/15/2020      | Paydown          | 47789JAD8  | 250,000.00 | John Deere Owner Trust 2019-A A3<br>2.91% Due 7/17/2023        | 5,346.84            | 529.09           | 5,875.93            |
| 06/15/2020      | Paydown          | 89231PAD0  | 175,000.00 | Toyota Auto Receivables Trust 2018-D A3<br>3.18% Due 3/15/2023 | 4,270.70            | 396.27           | 4,666.97            |
| 06/18/2020      | Paydown          | 43814WAB1  | 122,428.60 | Honda Auto Receivables Trust 2019-1 A2<br>2.75% Due 9/20/2021  | 5,253.31            | 208.99           | 5,462.30            |

## Cash Flow Report

As of November 30, 2019



| Payment Date    | Transaction Type | CUSIP      | Quantity   | Security Description                                           | Principal Amount  | Income           | Total Amount      |
|-----------------|------------------|------------|------------|----------------------------------------------------------------|-------------------|------------------|-------------------|
| 06/18/2020      | Paydown          | 89238KAD4  | 179,334.99 | Toyota Auto Receivables Trust 2017-D A3<br>1.93% Due 1/18/2022 | 10,091.20         | 174.84           | 10,266.04         |
| 06/20/2020      | Paydown          | 92348AAA3  | 80,000.00  | Verizon Owner Trust 2019-C A1A<br>1.94% Due 4/22/2024          | 1,413.90          | 115.73           | 1,529.63          |
| 06/25/2020      | Interest         | 3137BM6P6  | 135,000.00 | FHLMC K721 A2<br>3.09% Due 8/25/2022                           | 0.00              | 347.63           | 347.63            |
| 06/25/2020      | Paydown          | 3137B4GY6  | 275,000.00 | FHLMC K032 A2<br>3.31% Due 5/25/2023                           | 6,255.85          | 656.12           | 6,911.97          |
| 06/26/2020      | Interest         | 684000\$09 | 250,000.00 | Opus Bank Collateralized CD<br>0.25% Due 6/28/2020             | 0.00              | 53.02            | 53.02             |
| 06/28/2020      | Maturity         | 684000\$09 | 250,000.00 | Opus Bank Collateralized CD<br>0.25% Due 6/28/2020             | 250,000.00        | 3.42             | 250,003.42        |
| 06/29/2020      | Interest         | 87164XMJ2  | 248,000.00 | Synchrony Bank Negotiable CD<br>1.55% Due 6/29/2021            | 0.00              | 1,927.27         | 1,927.27          |
| <b>JUN 2020</b> |                  |            |            |                                                                | <b>301,569.96</b> | <b>11,632.05</b> | <b>313,202.01</b> |
| 07/01/2020      | Interest         | 46147URQ5  | 248,000.00 | Investors Community Bank Negotiable CD<br>1.5% Due 2/26/2021   | 0.00              | 305.75           | 305.75            |
| 07/11/2020      | Interest         | 89236TEL5  | 200,000.00 | Toyota Motor Credit Corp Note<br>2.7% Due 1/11/2023            | 0.00              | 2,700.00         | 2,700.00          |
| 07/12/2020      | Interest         | 02665WBF7  | 200,000.00 | American Honda Finance Note<br>1.65% Due 7/12/2021             | 0.00              | 1,650.00         | 1,650.00          |
| 07/13/2020      | Interest         | 037833DE7  | 200,000.00 | Apple Inc Callable Note Cont 12/13/2022<br>2.4% Due 1/13/2023  | 0.00              | 2,400.00         | 2,400.00          |
| 07/13/2020      | Interest         | 3137EADB2  | 350,000.00 | FHLMC Note<br>2.375% Due 1/13/2022                             | 0.00              | 4,156.25         | 4,156.25          |
| 07/15/2020      | Interest         | 55266CRD0  | 248,000.00 | MB Financial Bank NA Negotiable CD<br>1.4% Due 4/15/2021       | 0.00              | 285.37           | 285.37            |
| 07/15/2020      | Paydown          | 477870AB5  | 200,000.00 | John Deere Owner Trust 2019-B A2<br>2.28% Due 5/16/2022        | 6,343.99          | 296.32           | 6,640.31          |
| 07/15/2020      | Paydown          | 47789JAD8  | 250,000.00 | John Deere Owner Trust 2019-A A3<br>2.91% Due 7/17/2023        | 5,359.49          | 516.13           | 5,875.62          |
| 07/15/2020      | Paydown          | 47788BAD6  | 104,391.56 | John Deere Owner Trust 2017-B A3<br>1.82% Due 10/15/2021       | 5,787.16          | 83.90            | 5,871.06          |

## Cash Flow Report

As of November 30, 2019



| Payment Date    | Transaction Type | CUSIP     | Quantity   | Security Description                                                   | Principal Amount | Income           | Total Amount     |
|-----------------|------------------|-----------|------------|------------------------------------------------------------------------|------------------|------------------|------------------|
| 07/15/2020      | Paydown          | 43815NAC8 | 115,000.00 | Honda Auto Receivables Trust 2019-3 A3<br>1.78% Due 8/15/2023          | 4,371.25         | 121.00           | 4,492.25         |
| 07/15/2020      | Paydown          | 65479JAD5 | 120,000.00 | Nissan Auto Receivables Owner 2019-C A3<br>1.93% Due 7/15/2024         | 2,045.02         | 170.18           | 2,215.20         |
| 07/15/2020      | Paydown          | 89231PAD0 | 175,000.00 | Toyota Auto Receivables Trust 2018-D A3<br>3.18% Due 3/15/2023         | 4,278.27         | 384.95           | 4,663.22         |
| 07/18/2020      | Paydown          | 43814WAB1 | 122,428.60 | Honda Auto Receivables Trust 2019-1 A2<br>2.75% Due 9/20/2021          | 5,267.02         | 196.95           | 5,463.97         |
| 07/18/2020      | Paydown          | 89238KAD4 | 179,334.99 | Toyota Auto Receivables Trust 2017-D A3<br>1.93% Due 1/18/2022         | 9,608.23         | 158.61           | 9,766.84         |
| 07/19/2020      | Interest         | 78012KKU0 | 200,000.00 | Royal Bank of Canada Note<br>2.5% Due 1/19/2021                        | 0.00             | 2,500.00         | 2,500.00         |
| 07/20/2020      | Paydown          | 92348AAA3 | 80,000.00  | Verizon Owner Trust 2019-C A1A<br>1.94% Due 4/22/2024                  | 1,417.09         | 113.44           | 1,530.53         |
| 07/24/2020      | Interest         | 90331HNV1 | 250,000.00 | US Bank NA Callable Note Cont 6/23/2023<br>3.4% Due 7/24/2023          | 0.00             | 4,250.00         | 4,250.00         |
| 07/24/2020      | Interest         | 949746SK8 | 200,000.00 | Wells Fargo Company Callable Note 1X 1/24/2023<br>3.069% Due 1/24/2023 | 0.00             | 3,069.00         | 3,069.00         |
| 07/25/2020      | Interest         | 3137BM6P6 | 135,000.00 | FHLMC K721 A2<br>3.09% Due 8/25/2022                                   | 0.00             | 347.63           | 347.63           |
| 07/25/2020      | Paydown          | 3137B4GY6 | 275,000.00 | FHLMC K032 A2<br>3.31% Due 5/25/2023                                   | 6,275.24         | 638.87           | 6,914.11         |
| 07/31/2020      | Interest         | 912828V80 | 200,000.00 | US Treasury Note<br>2.25% Due 1/31/2024                                | 0.00             | 2,250.00         | 2,250.00         |
| <b>JUL 2020</b> |                  |           |            |                                                                        | <b>50,752.76</b> | <b>26,594.35</b> | <b>77,347.11</b> |
| 08/01/2020      | Interest         | 46147URQ5 | 248,000.00 | Investors Community Bank Negotiable CD<br>1.5% Due 2/26/2021           | 0.00             | 315.95           | 315.95           |
| 08/09/2020      | Interest         | 69371RP42 | 200,000.00 | Paccar Financial Corp Note<br>3.15% Due 8/9/2021                       | 0.00             | 3,150.00         | 3,150.00         |
| 08/15/2020      | Interest         | 55266CRD0 | 248,000.00 | MB Financial Bank NA Negotiable CD<br>1.4% Due 4/15/2021               | 0.00             | 294.88           | 294.88           |
| 08/15/2020      | Interest         | 46623EKG3 | 200,000.00 | JP Morgan Chase Callable Note 1X 8/15/2020<br>2.295% Due 8/15/2021     | 0.00             | 2,295.00         | 2,295.00         |

## Cash Flow Report

As of November 30, 2019



| Payment Date    | Transaction Type | CUSIP     | Quantity   | Security Description                                                         | Principal Amount | Income           | Total Amount     |
|-----------------|------------------|-----------|------------|------------------------------------------------------------------------------|------------------|------------------|------------------|
| 08/15/2020      | Paydown          | 477870AB5 | 200,000.00 | John Deere Owner Trust 2019-B A2<br>2.28% Due 5/16/2022                      | 6,357.20         | 284.27           | 6,641.47         |
| 08/15/2020      | Paydown          | 65479JAD5 | 120,000.00 | Nissan Auto Receivables Owner 2019-C A3<br>1.93% Due 7/15/2024               | 2,049.62         | 166.89           | 2,216.51         |
| 08/15/2020      | Paydown          | 43815NAC8 | 115,000.00 | Honda Auto Receivables Trust 2019-3 A3<br>1.78% Due 8/15/2023                | 4,269.48         | 114.52           | 4,384.00         |
| 08/15/2020      | Paydown          | 47788BAD6 | 104,391.56 | John Deere Owner Trust 2017-B A3<br>1.82% Due 10/15/2021                     | 5,479.51         | 75.13            | 5,554.64         |
| 08/15/2020      | Paydown          | 47789JAD8 | 250,000.00 | John Deere Owner Trust 2019-A A3<br>2.91% Due 7/17/2023                      | 5,372.18         | 503.13           | 5,875.31         |
| 08/15/2020      | Paydown          | 89231PAD0 | 175,000.00 | Toyota Auto Receivables Trust 2018-D A3<br>3.18% Due 3/15/2023               | 4,285.86         | 373.61           | 4,659.47         |
| 08/16/2020      | Interest         | 06406FAD5 | 200,000.00 | Bank of NY Mellon Corp Callable Note Cont<br>6/16/2023<br>2.2% Due 8/16/2023 | 0.00             | 2,200.00         | 2,200.00         |
| 08/16/2020      | Interest         | 98878BER5 | 248,000.00 | Zions Bank Negotiable CD<br>1.7% Due 2/16/2021                               | 0.00             | 2,102.22         | 2,102.22         |
| 08/17/2020      | Interest         | 69353RFB9 | 250,000.00 | PNC Bank Callable Note Cont 1/18/2022<br>2.625% Due 2/17/2022                | 0.00             | 3,281.25         | 3,281.25         |
| 08/18/2020      | Paydown          | 89238KAD4 | 179,334.99 | Toyota Auto Receivables Trust 2017-D A3<br>1.93% Due 1/18/2022               | 9,124.08         | 143.16           | 9,267.24         |
| 08/18/2020      | Paydown          | 43814WAB1 | 122,428.60 | Honda Auto Receivables Trust 2019-1 A2<br>2.75% Due 9/20/2021                | 5,280.76         | 184.88           | 5,465.64         |
| 08/20/2020      | Paydown          | 92348AAA3 | 80,000.00  | Verizon Owner Trust 2019-C A1A<br>1.94% Due 4/22/2024                        | 1,420.27         | 111.15           | 1,531.42         |
| 08/21/2020      | Interest         | 29976D2F6 | 248,000.00 | Everbank Negotiable CD<br>2.05% Due 2/14/2022                                | 0.00             | 2,535.04         | 2,535.04         |
| 08/25/2020      | Interest         | 3137BM6P6 | 135,000.00 | FHLMC K721 A2<br>3.09% Due 8/25/2022                                         | 0.00             | 347.63           | 347.63           |
| 08/25/2020      | Paydown          | 3137B4GY6 | 275,000.00 | FHLMC K032 A2<br>3.31% Due 5/25/2023                                         | 6,294.69         | 621.56           | 6,916.25         |
| 08/28/2020      | Interest         | 48714LAC3 | 248,000.00 | Kearny Bank Negotiable CD<br>1.75% Due 3/1/2021                              | 0.00             | 2,164.05         | 2,164.05         |
| <b>AUG 2020</b> |                  |           |            |                                                                              | <b>49,933.65</b> | <b>21,264.32</b> | <b>71,197.97</b> |

## Cash Flow Report

As of November 30, 2019



| Payment Date | Transaction Type | CUSIP     | Quantity   | Security Description                                           | Principal Amount | Income   | Total Amount |
|--------------|------------------|-----------|------------|----------------------------------------------------------------|------------------|----------|--------------|
| 09/01/2020   | Interest         | 46147URQ5 | 248,000.00 | Investors Community Bank Negotiable CD<br>1.5% Due 2/26/2021   | 0.00             | 315.95   | 315.95       |
| 09/06/2020   | Interest         | 02587CFZ8 | 250,000.00 | American Express Negotiable CD<br>1.95% Due 9/8/2020           | 0.00             | 2,457.53 | 2,457.53     |
| 09/08/2020   | Interest         | 24422ETV1 | 305,000.00 | John Deere Capital Corp Note<br>2.15% Due 9/8/2022             | 0.00             | 3,278.75 | 3,278.75     |
| 09/08/2020   | Maturity         | 02587CFZ8 | 250,000.00 | American Express Negotiable CD<br>1.95% Due 9/8/2020           | 250,000.00       | 26.71    | 250,026.71   |
| 09/10/2020   | Interest         | 3130ADRG9 | 350,000.00 | FHLB Note<br>2.75% Due 3/10/2023                               | 0.00             | 4,812.50 | 4,812.50     |
| 09/11/2020   | Interest         | 89114QCB2 | 200,000.00 | Toronto Dominion Bank Note<br>3.25% Due 3/11/2024              | 0.00             | 3,250.00 | 3,250.00     |
| 09/12/2020   | Interest         | 3135G0U43 | 350,000.00 | FNMA Note<br>2.875% Due 9/12/2023                              | 0.00             | 5,031.25 | 5,031.25     |
| 09/15/2020   | Interest         | 55266CRD0 | 248,000.00 | MB Financial Bank NA Negotiable CD<br>1.4% Due 4/15/2021       | 0.00             | 294.88   | 294.88       |
| 09/15/2020   | Interest         | 68389XBK0 | 200,000.00 | Oracle Corp Callable Note Cont 8/15/2021<br>1.9% Due 9/15/2021 | 0.00             | 1,900.00 | 1,900.00     |
| 09/15/2020   | Maturity         | 88413QBQ0 | 250,000.00 | Third Fed Sav&Ln Cleveland Negotiable CD<br>1.9% Due 9/15/2020 | 250,000.00       | 2,394.52 | 252,394.52   |
| 09/15/2020   | Paydown          | 89231PAD0 | 175,000.00 | Toyota Auto Receivables Trust 2018-D A3<br>3.18% Due 3/15/2023 | 4,293.47         | 362.25   | 4,655.72     |
| 09/15/2020   | Paydown          | 43815NAC8 | 115,000.00 | Honda Auto Receivables Trust 2019-3 A3<br>1.78% Due 8/15/2023  | 4,167.48         | 108.18   | 4,275.66     |
| 09/15/2020   | Paydown          | 47789JAD8 | 250,000.00 | John Deere Owner Trust 2019-A A3<br>2.91% Due 7/17/2023        | 5,384.89         | 490.10   | 5,874.99     |
| 09/15/2020   | Paydown          | 65479JAD5 | 120,000.00 | Nissan Auto Receivables Owner 2019-C A3<br>1.93% Due 7/15/2024 | 2,054.23         | 163.60   | 2,217.83     |
| 09/15/2020   | Paydown          | 477870AB5 | 200,000.00 | John Deere Owner Trust 2019-B A2<br>2.28% Due 5/16/2022        | 6,370.45         | 272.19   | 6,642.64     |
| 09/15/2020   | Paydown          | 47788BAD6 | 104,391.56 | John Deere Owner Trust 2017-B A3<br>1.82% Due 10/15/2021       | 5,171.23         | 66.82    | 5,238.05     |
| 09/18/2020   | Paydown          | 43814WAB1 | 122,428.60 | Honda Auto Receivables Trust 2019-1 A2<br>2.75% Due 9/20/2021  | 5,294.53         | 172.78   | 5,467.31     |

## Cash Flow Report

As of November 30, 2019



| Payment Date    | Transaction Type | CUSIP     | Quantity   | Security Description                                           | Principal Amount    | Income           | Total Amount        |
|-----------------|------------------|-----------|------------|----------------------------------------------------------------|---------------------|------------------|---------------------|
| 09/18/2020      | Paydown          | 89238KAD4 | 179,334.99 | Toyota Auto Receivables Trust 2017-D A3<br>1.93% Due 1/18/2022 | 8,638.76            | 128.49           | 8,767.25            |
| 09/20/2020      | Paydown          | 92348AAA3 | 80,000.00  | Verizon Owner Trust 2019-C A1A<br>1.94% Due 4/22/2024          | 1,423.47            | 108.85           | 1,532.32            |
| 09/25/2020      | Interest         | 3137BM6P6 | 135,000.00 | FHLMC K721 A2<br>3.09% Due 8/25/2022                           | 0.00                | 347.63           | 347.63              |
| 09/25/2020      | Paydown          | 3137B4GY6 | 275,000.00 | FHLMC K032 A2<br>3.31% Due 5/25/2023                           | 6,314.22            | 604.19           | 6,918.41            |
| 09/30/2020      | Interest         | 912828T26 | 140,000.00 | US Treasury Note<br>1.375% Due 9/30/2023                       | 0.00                | 962.50           | 962.50              |
| 09/30/2020      | Maturity         | 14042RAK7 | 248,000.00 | CAPITAL ONE Negotiable CD<br>2.25% Due 9/30/2020               | 248,000.00          | 2,812.93         | 250,812.93          |
| 09/30/2020      | Maturity         | 05580ACZ5 | 248,000.00 | BMW Corp Negotiable CD<br>2.2% Due 9/30/2020                   | 248,000.00          | 2,750.42         | 250,750.42          |
| <b>SEP 2020</b> |                  |           |            |                                                                | <b>1,045,112.73</b> | <b>33,113.02</b> | <b>1,078,225.75</b> |
| 10/01/2020      | Interest         | 46147URQ5 | 248,000.00 | Investors Community Bank Negotiable CD<br>1.5% Due 2/26/2021   | 0.00                | 305.75           | 305.75              |
| 10/06/2020      | Interest         | 140420XR6 | 248,000.00 | Capital One Bank USA NA Negotiable CD<br>1.7% Due 4/6/2021     | 0.00                | 2,113.78         | 2,113.78            |
| 10/07/2020      | Interest         | 08173QBS4 | 248,000.00 | Beneficial Bank Negotiable CD<br>1.55% Due 10/7/2021           | 0.00                | 1,927.27         | 1,927.27            |
| 10/15/2020      | Interest         | 55266CRD0 | 248,000.00 | MB Financial Bank NA Negotiable CD<br>1.4% Due 4/15/2021       | 0.00                | 285.37           | 285.37              |
| 10/15/2020      | Paydown          | 65479JAD5 | 120,000.00 | Nissan Auto Receivables Owner 2019-C A3<br>1.93% Due 7/15/2024 | 2,058.86            | 160.29           | 2,219.15            |
| 10/15/2020      | Paydown          | 43815NAC8 | 115,000.00 | Honda Auto Receivables Trust 2019-3 A3<br>1.78% Due 8/15/2023  | 4,065.22            | 102.00           | 4,167.22            |
| 10/15/2020      | Paydown          | 477870AB5 | 200,000.00 | John Deere Owner Trust 2019-B A2<br>2.28% Due 5/16/2022        | 6,383.72            | 260.09           | 6,643.81            |
| 10/15/2020      | Paydown          | 47788BAD6 | 104,391.56 | John Deere Owner Trust 2017-B A3<br>1.82% Due 10/15/2021       | 4,862.33            | 58.97            | 4,921.30            |
| 10/15/2020      | Paydown          | 47789JAD8 | 250,000.00 | John Deere Owner Trust 2019-A A3<br>2.91% Due 7/17/2023        | 5,397.63            | 477.05           | 5,874.68            |

## Cash Flow Report

As of November 30, 2019



| Payment Date    | Transaction Type | CUSIP     | Quantity   | Security Description                                           | Principal Amount | Income          | Total Amount     |
|-----------------|------------------|-----------|------------|----------------------------------------------------------------|------------------|-----------------|------------------|
| 10/15/2020      | Paydown          | 89231PAD0 | 175,000.00 | Toyota Auto Receivables Trust 2018-D A3<br>3.18% Due 3/15/2023 | 4,301.07         | 350.88          | 4,651.95         |
| 10/18/2020      | Paydown          | 43814WAB1 | 122,428.60 | Honda Auto Receivables Trust 2019-1 A2<br>2.75% Due 9/20/2021  | 5,308.35         | 160.64          | 5,468.99         |
| 10/18/2020      | Paydown          | 89238KAD4 | 179,334.99 | Toyota Auto Receivables Trust 2017-D A3<br>1.93% Due 1/18/2022 | 8,152.27         | 114.59          | 8,266.86         |
| 10/19/2020      | Interest         | 06051GFW4 | 200,000.00 | Bank of America Corp Note<br>2.625% Due 4/19/2021              | 0.00             | 2,625.00        | 2,625.00         |
| 10/20/2020      | Paydown          | 92348AAA3 | 80,000.00  | Verizon Owner Trust 2019-C A1A<br>1.94% Due 4/22/2024          | 1,426.68         | 106.55          | 1,533.23         |
| 10/25/2020      | Interest         | 3137BM6P6 | 135,000.00 | FHLMC K721 A2<br>3.09% Due 8/25/2022                           | 0.00             | 347.63          | 347.63           |
| 10/25/2020      | Paydown          | 3137B4GY6 | 275,000.00 | FHLMC K032 A2<br>3.31% Due 5/25/2023                           | 6,333.78         | 586.78          | 6,920.56         |
| <b>OCT 2020</b> |                  |           |            |                                                                | <b>48,289.91</b> | <b>9,982.64</b> | <b>58,272.55</b> |
| 11/01/2020      | Interest         | 46147URQ5 | 248,000.00 | Investors Community Bank Negotiable CD<br>1.5% Due 2/26/2021   | 0.00             | 315.95          | 315.95           |
| 11/03/2020      | Interest         | 037833AK6 | 200,000.00 | Apple Inc Note<br>2.4% Due 5/3/2023                            | 0.00             | 2,400.00        | 2,400.00         |
| 11/13/2020      | Interest         | 459200JX0 | 200,000.00 | IBM Corp Note<br>2.85% Due 5/13/2022                           | 0.00             | 2,850.00        | 2,850.00         |
| 11/15/2020      | Interest         | 55266CRD0 | 248,000.00 | MB Financial Bank NA Negotiable CD<br>1.4% Due 4/15/2021       | 0.00             | 294.88          | 294.88           |
| 11/15/2020      | Paydown          | 477870AB5 | 200,000.00 | John Deere Owner Trust 2019-B A2<br>2.28% Due 5/16/2022        | 6,397.02         | 247.96          | 6,644.98         |
| 11/15/2020      | Paydown          | 47789JAD8 | 250,000.00 | John Deere Owner Trust 2019-A A3<br>2.91% Due 7/17/2023        | 5,410.40         | 463.96          | 5,874.36         |
| 11/15/2020      | Paydown          | 47788BAD6 | 104,391.56 | John Deere Owner Trust 2017-B A3<br>1.82% Due 10/15/2021       | 4,552.78         | 51.60           | 4,604.38         |
| 11/15/2020      | Paydown          | 43815NAC8 | 115,000.00 | Honda Auto Receivables Trust 2019-3 A3<br>1.78% Due 8/15/2023  | 3,962.71         | 95.97           | 4,058.68         |
| 11/15/2020      | Paydown          | 65479JAD5 | 120,000.00 | Nissan Auto Receivables Owner 2019-C A3<br>1.93% Due 7/15/2024 | 2,063.49         | 156.98          | 2,220.47         |

## Cash Flow Report

As of November 30, 2019



| Payment Date    | Transaction Type | CUSIP     | Quantity   | Security Description                                                    | Principal Amount    | Income            | Total Amount        |
|-----------------|------------------|-----------|------------|-------------------------------------------------------------------------|---------------------|-------------------|---------------------|
| 11/15/2020      | Paydown          | 89231PAD0 | 175,000.00 | Toyota Auto Receivables Trust 2018-D A3<br>3.18% Due 3/15/2023          | 4,308.70            | 339.48            | 4,648.18            |
| 11/18/2020      | Paydown          | 43814WAB1 | 122,428.60 | Honda Auto Receivables Trust 2019-1 A2<br>2.75% Due 9/20/2021           | 5,322.19            | 148.48            | 5,470.67            |
| 11/18/2020      | Paydown          | 89238KAD4 | 179,334.99 | Toyota Auto Receivables Trust 2017-D A3<br>1.93% Due 1/18/2022          | 7,664.59            | 101.48            | 7,766.07            |
| 11/19/2020      | Interest         | 857477AV5 | 200,000.00 | State Street Bank Note<br>1.95% Due 5/19/2021                           | 0.00                | 1,950.00          | 1,950.00            |
| 11/20/2020      | Paydown          | 92348AAA3 | 80,000.00  | Verizon Owner Trust 2019-C A1A<br>1.94% Due 4/22/2024                   | 1,429.88            | 104.25            | 1,534.13            |
| 11/21/2020      | Interest         | 808513AW5 | 200,000.00 | Charles Schwab Corp Callable Note Cont 4/21/2021<br>3.25% Due 5/21/2021 | 0.00                | 3,250.00          | 3,250.00            |
| 11/25/2020      | Interest         | 404280BA6 | 200,000.00 | HSBC Holdings PLC Note<br>3.6% Due 5/25/2023                            | 0.00                | 3,600.00          | 3,600.00            |
| 11/25/2020      | Interest         | 3137BM6P6 | 135,000.00 | FHLMC K721 A2<br>3.09% Due 8/25/2022                                    | 0.00                | 347.63            | 347.63              |
| 11/25/2020      | Maturity         | 38148J3E9 | 245,000.00 | Goldman Sachs Bank USA Negotiable CD<br>2.3% Due 11/25/2020             | 245,000.00          | 2,840.66          | 247,840.66          |
| 11/25/2020      | Paydown          | 3137B4GY6 | 275,000.00 | FHLMC K032 A2<br>3.31% Due 5/25/2023                                    | 6,353.42            | 569.31            | 6,922.73            |
| <b>NOV 2020</b> |                  |           |            |                                                                         | <b>292,465.18</b>   | <b>20,128.59</b>  | <b>312,593.77</b>   |
| <b>TOTAL</b>    |                  |           |            |                                                                         | <b>6,958,601.38</b> | <b>303,691.26</b> | <b>7,262,292.64</b> |



Chandler Asset Management, Inc. ("Chandler") is an SEC registered investment adviser. For additional information about our firm, please see our current disclosures (Form ADV). To obtain a copy of our current disclosures, you may contact your client service representative by calling the number on the front of this statement or you may visit our website at [www.chandlerasset.com](http://www.chandlerasset.com).

Information contained in this monthly statement is confidential and is provided for informational purposes only and should not be construed as specific investment or legal advice. The information contained herein was obtained from sources believed to be reliable as of the date of this statement, but may become outdated or superseded at any time without notice.

**Custody:** Your qualified custodian bank maintains control of all assets reflected in this statement and we urge you to compare this statement to the one you receive from your qualified custodian. Chandler does not have any authority to withdraw or deposit funds from/to the custodian account.

**Valuation:** Prices are provided by IDC, an independent pricing source. In the event IDC does not provide a price or if the price provided is not reflective of fair market value, Chandler will obtain pricing from an alternative approved third party pricing source in accordance with our written valuation policy and procedures. Our valuation procedures are also disclosed in Item 5 of our Form ADV Part 2A.

**Performance:** Performance results are presented gross-of-advisory fees and represent the client's Total Return. The deduction of advisory fees lowers performance results. These results include the reinvestment of dividends and other earnings. Past performance may not be indicative of future results. Therefore, clients should not assume that future performance of any specific investment or investment strategy will be profitable or equal to past performance levels. All investment strategies have the potential for profit or loss. Economic factors, market conditions or changes in investment strategies, contributions or withdrawals may materially alter the performance and results of your portfolio.

Source ice Data Indices, LLC ("ICE"), used with permission. ICE PERMITS USE OF THE ICE INDICES AND RELATED DATA ON AN "AS IS" BASIS; ICE, ITS AFFILIATES AND THEIR RESPECTIVE THIRD PARTY SUPPLIERS DISCLAIM ANY AND ALL WARRANTIES AND REPRESENTATIONS, EXPRESS AND/OR IMPLIED, INCLUDING ANY WARRANTIES OF MERCHANTABILITY OR FITNESS FOR A PARTICULAR PURPOSE OR USE, INCLUDING THE INDICES, INDEX DATA AND ANY DATA INCLUDED IN, RELATED TO, OR DERIVED THEREFROM. NEITHER ICE DATA, ITS AFFILIATES OR THEIR RESPECTIVE THIRD PARTY PROVIDERS GUARANTEE THE QUALITY, ADEQUACY, ACCURACY, TIMELINESS OR COMPLETENESS OF THE INDICES OR THE INDEX DATA OR ANY COMPONENT THEREOF, AND THE INDICES AND INDEX DATA AND ALL COMPONENTS THEREOF ARE PROVIDED ON AN "AS IS" BASIS AND LICENSEE'S USE IS AT LICENSEE'S OWN RISK. ICE DATA, ITS AFFILIATES AND THEIR RESPECTIVE THIRD PARTY DO NOT SPONSOR, ENDORSE, OR RECOMMEND CHANDLER, OR ANY OF ITS PRODUCTS OR SERVICES.

Index returns assume reinvestment of all distributions. Historical performance results for investment indexes generally do not reflect the deduction of transaction and/or custodial charges or the deduction of an investment management fee, the incurrence of which would have the effect of decreasing historical performance results. It is not possible to invest directly in an index.

**Ratings:** Ratings information have been provided by Moody's, S&P and Fitch through data feeds we believe to be reliable as of the date of this statement, however we cannot guarantee its accuracy.

Security level ratings for U.S. Agency issued mortgage-backed securities ("MBS") reflect the issuer rating because the securities themselves are not rated. The issuing U.S. Agency guarantees the full and timely payment of both principal and interest and carries a AA+/Aaa/AAA by S&P, Moody's and Fitch respectively.



## CITY of GARDENA

5. D. (1)  
CITY MANAGER  
Report No. P-2020-1  
Date: January 14, 2020

**TO: THE HONORABLE MAYOR AND CITY COUNCIL**  
**SUBJECT: PERSONNEL REPORT**

1. Request City Council approval to revise the City's Classification and Compensation Plan to add the new part-time position of Joint Powers Authority Accountant to Schedule 150 (\$75.00/hourly). This position will be located within the Elected Offices and City Managers Office. The classification will be an unrepresented position. Job Description is attached.
2. Report the Probationary Appointment of the following individuals:
  - a. **CHRISTOPHER JONES** to the position of Transit Planning & Scheduling Analyst, Schedule 61 ((\$6,762 - \$8,630/month) with the Transportation Department effective December 16, 2019.
3. Report that the Appointment of **NICOLA HOWARD** to the position of Family Child Care Manager, Schedule 126 (\$7,838 - \$10,004), with the Recreation and Human Services Department effective **January 6, 2020**.
4. Report the Retirement of the following individuals:
  - a. Police Officer, **ERIC WILLIAMS**, of the Police Department effective December 27, 2019. Mr. Williams provided 25 years and eight months of service to the City.
  - b. Family Child Care Manager, **LYDIA ROBLED**O, of the Recreation and Human Services Department. Ms. Robledo provided 32 years and two months of service to the City.
  - c. Recreation Services Manager, **JAMES KIMMONS**, of the Recreation and Human Services Department. Mr. Kimmons provided 26 years and two months of service to the City.
  - d. Home Improvement Lead Person, **DAVID LABEAUD**, of the General Services Department. Mr. Labeaud provided 26 years and 7 months of service to the City.
5. Report the Resignation of the following individuals:
  - a. Recreation Coordinator, **DOMONICK WASHINGTON**, of the Recreation Department effective December 26, 2019. Mr. Washington provided 3 years and five months of service to the City.
  - b. Police Officer, **EDWARD ARAO**, of the Police Department effective January 2, 2020. Mr. Arao provided 18 years and nine months of service to the City.
  - c. Police Officer, **CARLOS FERNANDEZ**, of the Police Department effective January 2, 2020. Mr. Fernandez provided 18 years and nine months of service to the City.

6. Report that the following individuals are on leave under the Family Medical Leave Act/California Family Rights Act (FMLA/CFRA):
  - a. Human Resources Technician, **ERIN JACKSON**, of the Elected and City Manager's Office effective December 16, 2019 through a date to be determined, on a continuous basis.
  - b. Senior Building Maintenance Worker, **NEAL VORNDRAN**, of the Transportation Department effective December 17, 2019 through April 6, 2020, on a continuous basis.
7. Report that the following individuals returned to duty from leave:
  - a. Administrative Analyst I, **ALEJANDRA OROZCO**, of the Elected and City Manager's Office effective January 6, 2020.
  - b. Administrative Aide, **MAYRA MACIEL**, of the Police Department effective January 6, 2020.
8. Report the active recruitment for the Closed/Promotional position of Police Lieutenant (Police Department). This recruitment is scheduled to close on January 29, 2020.
9. Report the active recruitment for the Closed/Promotional position of Police Captain (Police Department). This recruitment is scheduled to close on January 29, 2020.
10. Report the active recruitment for the Open/Competitive position of Director of Public Works (Public Works Department). This recruitment is scheduled to close on January 21, 2020.

Respectfully submitted,



CLINT OSORIO  
City Manager/Human Resources Officer

cc: City Attorney  
City Clerk  
Human Resources  
Payroll

## **JOINT POWERS AUTHORITY ACCOUNTANT**

### **Job Summary**

This is a part-time classification that under general direction performs specialized and confidential accounting duties for the Joint Powers Authority.

#### **Representative Duties**

Assists in the planning, direction and coordination of activities and services within the Administrative Services Department; participates in the development of policy and procedures; recommends and participates in the development of departmental goals, objectives and policies; assists in the administration of contracts for department services and ensures services are provided according to contract provisions.

Plans, manages and coordinates the day to day activities, services and staff involved in the Department's accounting, purchasing, payroll and risk management functions; performs advanced-level professional financial and risk management program/service delivery for the City. This includes but is not limited to overseeing the work of various general accounting functions; accounts payable functions; purchasing functions; reviews and approves various financial transfers; reviews and approves journal vouchers and budget adjustments; conducts budget account analyses; produces and distributes selected financial statements, financial summaries and management reports; prepares and monitors annual budgets for assigned divisions.

Assists in the implementation and administration of fiscal management programs including budget monitoring, forecasting, collection/disbursement of revenues, internal and external audits and preparation of the City's annual budget; prepares financial reports according to federal and state rules, regulations and laws, City policies and procedures, and generally accepted accounting principles.

Prepares financial, statistical, budgetary and analytical studies and reports; prepares detailed financial statements; verifies fund balances; prepares revenue projections, audits revenues, expenditures and grants.

In collaboration with the Administrative Services Department, provides leadership, program development, administration and coordination of fiscal operations and services; serves as liaison with the community, professional groups and other external contacts and resources on behalf of the City.

Coordinates fiscal operations activities with activities of other programs, departments or staff to ensure program delivery according to appropriate budgets, policies, procedures and specifications.

Resolves discrepancies or procedural problems and responds to program administration and/or program delivery questions ensuring necessary follow-up occurs; controls program records for operational and budget accountability; confers with and advises staff and program participants by providing advice, problem solving assistance, answers to questions and interpretation of program goals and policy.

Directly and through subordinate supervisors, recruits, directs work efforts and evaluates staff; provides for and/or conducts staff development; establishes work methods and standards; initiates corrective and/or disciplinary action and responds to grievances and complaints according to established personnel policies and procedures and in consultation with Human Resources.

Performs bookkeeping and Joint Powers Authority duties as assigned.

#### **Organizational Responsibilities**

This position is designated as confidential and reports to the City Manager.

## **QUALIFICATIONS GUIDE**

### **Education and Experience**

Bachelor's degree in Accounting, Business Administration, Economics, Finance or a directly related field; and five (5) years of progressively responsible government accounting experience including two (2) years of management and supervisory experience; or an equivalent combination of education and experience.

### **Skills**

Knowledge of fiscal operations and generally accepted accounting principles and practices

Knowledge of automated business computing systems.

Knowledge of the principles and practices of effective leadership, management and supervision.

Knowledge of project management principles and practices.

Knowledge of Department accounting, purchasing, payroll, budget development, federal and state program audits, annual financial statement audit and risk management functions.

Skill in program development, implementation and evaluation.

Skill in preparing complex financial and statistical reports.

Skill in managing, developing, motivating and evaluating professional and support staff.

Skill in managing special projects, activities and programs.

Skill in performing advanced-level professional financial and risk management program/service delivery for the City.

Skill in assessing objectives and operational requirements to develop and implement appropriate operational policies and procedures.

Skill in the use of personal computers and office and financial related software.

Skill in conducting research and preparing clear, concise and comprehensive reports.

Skill in understanding and applying complex regulations, procedures and guidelines.

Skill in communicating effectively orally and in writing.

Skill in working under pressure, handling significant problems and tasks that arise simultaneously and/or unexpectedly.

Skill in establishing and maintaining effective working relationships with staff, other City employees, and the public.

### **Physical Demands and Working Conditions**

This position requires the use of a computer keyboard, calculators, typewriter and requires sitting for prolonged periods of time; standing, kneeling, bending, twisting, reaching and grasping, and in the course of work, may require lifting or moving of standard-size office files and boxes

### **License**

Have and maintain a valid California Driver's License, Class C.

Must possess a valid Certified Public Accountant (CPA) license.

**CITY OF GARDENA  
CLASSIFICATION AND COMPENSATION PLAN  
AS OF JANUARY 14, 2020**

*New Classification of Joint Powers Authority Accountant*

| <b>3 Work Experience Minimum Wage</b> |           |     |     |     |     |     |
|---------------------------------------|-----------|-----|-----|-----|-----|-----|
| STEP                                  | *1*       | *2* | *3* | *4* | *5* | *6* |
| ANNUAL                                | 27,348.00 | -   | -   | -   | -   | -   |
| MONTHLY                               | 2,279.00  | -   | -   | -   | -   | -   |
| BI-WEEKLY                             | 1,051.85  | -   | -   | -   | -   | -   |
| HOURLY                                | 13.1481   | -   | -   | -   | -   | -   |

| <b>4</b>  |  |           |           |           |
|-----------|--|-----------|-----------|-----------|
| STEP      |  | *4*       | *5*       | *6*       |
| ANNUAL    |  | 27,936.00 | 29,328.00 | 30,792.00 |
| MONTHLY   |  | 2,328.00  | 2,444.00  | 2,566.00  |
| BI-WEEKLY |  | 1,074.46  | 1,128.00  | 1,184.31  |
| HOURLY    |  | 13.4308   | 14.1000   | 14.8038   |

| <b>5 Assistant Site Manager I<br/>5 Geriatric Aide</b> |  |           |           |           |
|--------------------------------------------------------|--|-----------|-----------|-----------|
| STEP                                                   |  | *4*       | *5*       | *6*       |
| ANNUAL                                                 |  | 27,276.00 | 28,644.00 | 30,072.00 |
| MONTHLY                                                |  | 2,273.00  | 2,387.00  | 2,506.00  |
| BI-WEEKLY                                              |  | 1,049.08  | 1,101.69  | 1,156.62  |
| HOURLY                                                 |  | 13.1135   | 13.7712   | 14.4577   |

| <b>6 Clerical Aide I<br/>6 Police Aide</b> |  |           |           |           |
|--------------------------------------------|--|-----------|-----------|-----------|
| STEP                                       |  | *4*       | *5*       | *6*       |
| ANNUAL                                     |  | 27,972.00 | 29,376.00 | 30,840.00 |
| MONTHLY                                    |  | 2,331.00  | 2,448.00  | 2,570.00  |
| BI-WEEKLY                                  |  | 1,075.85  | 1,129.85  | 1,186.15  |
| HOURLY                                     |  | 13.4481   | 14.1231   | 14.8269   |

| <b>7 Peer Advocate Counselor II<br/>7 Storeroom Aide</b> |  |           |           |           |
|----------------------------------------------------------|--|-----------|-----------|-----------|
| STEP                                                     |  | *4*       | *5*       | *6*       |
| ANNUAL                                                   |  | 27,300.00 | 28,668.00 | 30,096.00 |
| MONTHLY                                                  |  | 2,275.00  | 2,389.00  | 2,508.00  |
| BI-WEEKLY                                                |  | 1,050.00  | 1,102.62  | 1,157.54  |
| HOURLY                                                   |  | 13.1250   | 13.7827   | 14.4692   |

| <b>8 Assistant Site Manager II<br/>8 Community Aide I</b> |  |           |           |           |
|-----------------------------------------------------------|--|-----------|-----------|-----------|
| STEP                                                      |  | *4*       | *5*       | *6*       |
| ANNUAL                                                    |  | 28,008.00 | 29,412.00 | 30,888.00 |
| MONTHLY                                                   |  | 2,334.00  | 2,451.00  | 2,574.00  |
| BI-WEEKLY                                                 |  | 1,077.23  | 1,131.23  | 1,188.00  |
| HOURLY                                                    |  | 13.4654   | 14.1404   | 14.8500   |

**9**

STEP  
ANNUAL  
MONTHLY  
BI-WEEKLY  
HOURLY

|  |
|--|
|  |
|  |
|  |
|  |
|  |

| *4*       | *5*       | *6*       |
|-----------|-----------|-----------|
| 27,324.00 | 28,692.00 | 30,132.00 |
| 2,277.00  | 2,391.00  | 2,511.00  |
| 1,050.92  | 1,103.54  | 1,158.92  |
| 13.1365   | 13.7942   | 14.4865   |

**10**

STEP  
ANNUAL  
MONTHLY  
BI-WEEKLY  
HOURLY

|  |
|--|
|  |
|  |
|  |
|  |
|  |

| *4*       | *5*       | *6*       |
|-----------|-----------|-----------|
| 28,020.00 | 29,424.00 | 30,900.00 |
| 2,335.00  | 2,452.00  | 2,575.00  |
| 1,077.69  | 1,131.69  | 1,188.46  |
| 13.4712   | 14.1462   | 14.8558   |

**11**

STEP  
ANNUAL  
MONTHLY  
BI-WEEKLY  
HOURLY

|  |
|--|
|  |
|  |
|  |
|  |
|  |

| *4*       | *5*       | *6*       |
|-----------|-----------|-----------|
| 27,348.00 | 28,716.00 | 30,156.00 |
| 2,279.00  | 2,393.00  | 2,513.00  |
| 1,051.85  | 1,104.46  | 1,159.85  |
| 13.1481   | 13.8058   | 14.4981   |

**12**

STEP  
ANNUAL  
MONTHLY  
BI-WEEKLY  
HOURLY

|  |
|--|
|  |
|  |
|  |
|  |
|  |

| *4*       | *5*       | *6*       |
|-----------|-----------|-----------|
| 28,032.00 | 29,436.00 | 30,912.00 |
| 2,336.00  | 2,453.00  | 2,576.00  |
| 1,078.15  | 1,132.15  | 1,188.92  |
| 13.4769   | 14.1519   | 14.8615   |

**13 Assistant Site Manager III**  
**13 Certified Nursing Assistant**

STEP  
ANNUAL  
MONTHLY  
BI-WEEKLY  
HOURLY

|  |
|--|
|  |
|  |
|  |
|  |
|  |

| *3*       | *4*       | *5*       | *6*       |
|-----------|-----------|-----------|-----------|
| 27,360.00 | 28,728.00 | 30,168.00 | 31,680.00 |
| 2,280.00  | 2,394.00  | 2,514.00  | 2,640.00  |
| 1,052.31  | 1,104.92  | 1,160.31  | 1,218.46  |
| 13.1538   | 13.8115   | 14.5038   | 15.2308   |

**14 Pool Cashier**  
**14 Recreation Leader I**

STEP  
ANNUAL  
MONTHLY  
BI-WEEKLY  
HOURLY

|  |
|--|
|  |
|  |
|  |
|  |
|  |

| *3*       | *4*       | *5*       | *6*       |
|-----------|-----------|-----------|-----------|
| 28,044.00 | 29,448.00 | 30,924.00 | 32,472.00 |
| 2,337.00  | 2,454.00  | 2,577.00  | 2,706.00  |
| 1,078.62  | 1,132.62  | 1,189.38  | 1,248.92  |
| 13.4827   | 14.1577   | 14.8673   | 15.6115   |

**15**

STEP  
ANNUAL  
MONTHLY  
BI-WEEKLY  
HOURLY

|  |
|--|
|  |
|  |
|  |
|  |
|  |

| *2*       | *3*       | *4*       | *5*       | *6*       |
|-----------|-----------|-----------|-----------|-----------|
| 27,384.00 | 28,752.00 | 30,192.00 | 31,704.00 | 33,288.00 |
| 2,282.00  | 2,396.00  | 2,516.00  | 2,642.00  | 2,774.00  |
| 1,053.23  | 1,105.85  | 1,161.23  | 1,219.38  | 1,280.31  |
| 13.1654   | 13.8231   | 14.5154   | 15.2423   | 16.0038   |

**16 Relief Bus Operator Trainee**

|           |           |
|-----------|-----------|
| STEP      | *1*       |
| ANNUAL    | 30,936.00 |
| MONTHLY   | 2,578.00  |
| BI-WEEKLY | 1,189.85  |
| HOURLY    | 14.8731   |

**17 Clerk Typist**

|           |           |           |           |           |           |           |
|-----------|-----------|-----------|-----------|-----------|-----------|-----------|
| STEP      | *1*       | *2*       | *3*       | *4*       | *5*       | *6*       |
| ANNUAL    | 27,396.00 | 28,764.00 | 30,204.00 | 31,716.00 | 33,300.00 | 34,968.00 |
| MONTHLY   | 2,283.00  | 2,397.00  | 2,517.00  | 2,643.00  | 2,775.00  | 2,914.00  |
| BI-WEEKLY | 1,053.69  | 1,106.31  | 1,161.69  | 1,219.85  | 1,280.77  | 1,344.92  |
| HOURLY    | 13.1712   | 13.8288   | 14.5212   | 15.2481   | 16.0096   | 16.8115   |

**18**

|           |           |           |           |           |           |           |
|-----------|-----------|-----------|-----------|-----------|-----------|-----------|
| STEP      | *1*       | *2*       | *3*       | *4*       | *5*       | *6*       |
| ANNUAL    | 28,080.00 | 29,484.00 | 30,960.00 | 32,508.00 | 34,128.00 | 35,832.00 |
| MONTHLY   | 2,340.00  | 2,457.00  | 2,580.00  | 2,709.00  | 2,844.00  | 2,986.00  |
| BI-WEEKLY | 1,080.00  | 1,134.00  | 1,190.77  | 1,250.31  | 1,312.62  | 1,378.15  |
| HOURLY    | 13.5000   | 14.1750   | 14.8846   | 15.6288   | 16.4077   | 17.2269   |

**19 FCC Program Assistant I**

|           |           |           |           |           |           |           |
|-----------|-----------|-----------|-----------|-----------|-----------|-----------|
| STEP      | *1*       | *2*       | *3*       | *4*       | *5*       | *6*       |
| ANNUAL    | 28,776.00 | 30,216.00 | 31,728.00 | 33,312.00 | 34,980.00 | 36,732.00 |
| MONTHLY   | 2,398.00  | 2,518.00  | 2,644.00  | 2,776.00  | 2,915.00  | 3,061.00  |
| BI-WEEKLY | 1,106.77  | 1,162.15  | 1,220.31  | 1,281.23  | 1,345.38  | 1,412.77  |
| HOURLY    | 13.8346   | 14.5269   | 15.2538   | 16.0154   | 16.8173   | 17.6596   |

**20**

|           |           |           |           |           |           |           |
|-----------|-----------|-----------|-----------|-----------|-----------|-----------|
| STEP      | *1*       | *2*       | *3*       | *4*       | *5*       | *6*       |
| ANNUAL    | 29,496.00 | 30,972.00 | 32,520.00 | 34,152.00 | 35,856.00 | 37,644.00 |
| MONTHLY   | 2,458.00  | 2,581.00  | 2,710.00  | 2,846.00  | 2,988.00  | 3,137.00  |
| BI-WEEKLY | 1,134.46  | 1,191.23  | 1,250.77  | 1,313.54  | 1,379.08  | 1,447.85  |
| HOURLY    | 14.1808   | 14.8904   | 15.6346   | 16.4192   | 17.2385   | 18.0981   |

**21 Police Assistant****21 Police Cadet**

|           |           |           |           |           |           |           |
|-----------|-----------|-----------|-----------|-----------|-----------|-----------|
| STEP      | *1*       | *2*       | *3*       | *4*       | *5*       | *6*       |
| ANNUAL    | 30,228.00 | 31,740.00 | 33,324.00 | 34,992.00 | 36,744.00 | 38,580.00 |
| MONTHLY   | 2,519.00  | 2,645.00  | 2,777.00  | 2,916.00  | 3,062.00  | 3,215.00  |
| BI-WEEKLY | 1,162.62  | 1,220.77  | 1,281.69  | 1,345.85  | 1,413.23  | 1,483.85  |
| HOURLY    | 14.5327   | 15.2596   | 16.0212   | 16.8231   | 17.6654   | 18.5481   |

**22 Lifeguard/Instructor****22 Recreation Leader II**

|           |           |           |           |           |           |           |
|-----------|-----------|-----------|-----------|-----------|-----------|-----------|
| STEP      | *1*       | *2*       | *3*       | *4*       | *5*       | *6*       |
| ANNUAL    | 30,996.00 | 32,544.00 | 34,176.00 | 35,880.00 | 37,680.00 | 39,564.00 |
| MONTHLY   | 2,583.00  | 2,712.00  | 2,848.00  | 2,990.00  | 3,140.00  | 3,297.00  |
| BI-WEEKLY | 1,192.15  | 1,251.69  | 1,314.46  | 1,380.00  | 1,449.23  | 1,521.69  |
| HOURLY    | 14.9019   | 15.6462   | 16.4308   | 17.2500   | 18.1154   | 19.0212   |

**23 Community Aide II**

| STEP      | *1*       | *2*       | *3*       | *4*       | *5*       | *6*       |
|-----------|-----------|-----------|-----------|-----------|-----------|-----------|
| ANNUAL    | 31,764.00 | 33,348.00 | 35,016.00 | 36,768.00 | 38,604.00 | 40,536.00 |
| MONTHLY   | 2,647.00  | 2,779.00  | 2,918.00  | 3,064.00  | 3,217.00  | 3,378.00  |
| BI-WEEKLY | 1,221.69  | 1,282.62  | 1,346.77  | 1,414.15  | 1,484.77  | 1,559.08  |
| HOURLY    | 15.2712   | 16.0327   | 16.8346   | 17.6769   | 18.5596   | 19.4885   |

**24**

| STEP      | *1*       | *2*       | *3*       | *4*       | *5*       | *6*       |
|-----------|-----------|-----------|-----------|-----------|-----------|-----------|
| ANNUAL    | 32,556.00 | 34,188.00 | 35,892.00 | 37,692.00 | 39,576.00 | 41,556.00 |
| MONTHLY   | 2,713.00  | 2,849.00  | 2,991.00  | 3,141.00  | 3,298.00  | 3,463.00  |
| BI-WEEKLY | 1,252.15  | 1,314.92  | 1,380.46  | 1,449.69  | 1,522.15  | 1,598.31  |
| HOURLY    | 15.6519   | 16.4365   | 17.2558   | 18.1212   | 19.0269   | 19.9788   |

**25**

| STEP      | *1*       | *2*       | *3*       | *4*       | *5*       | *6*       |
|-----------|-----------|-----------|-----------|-----------|-----------|-----------|
| ANNUAL    | 33,384.00 | 35,052.00 | 36,804.00 | 38,640.00 | 40,572.00 | 42,600.00 |
| MONTHLY   | 2,782.00  | 2,921.00  | 3,067.00  | 3,220.00  | 3,381.00  | 3,550.00  |
| BI-WEEKLY | 1,284.00  | 1,348.15  | 1,415.54  | 1,486.15  | 1,560.46  | 1,638.46  |
| HOURLY    | 16.0500   | 16.8519   | 17.6942   | 18.5769   | 19.5058   | 20.4808   |

**26 Pool Supervisor**

| STEP      | *1*       | *2*       | *3*       | *4*       | *5*       | *6*       |
|-----------|-----------|-----------|-----------|-----------|-----------|-----------|
| ANNUAL    | 34,212.00 | 35,928.00 | 37,728.00 | 39,612.00 | 41,592.00 | 43,668.00 |
| MONTHLY   | 2,851.00  | 2,994.00  | 3,144.00  | 3,301.00  | 3,466.00  | 3,639.00  |
| BI-WEEKLY | 1,315.85  | 1,381.85  | 1,451.08  | 1,523.54  | 1,599.69  | 1,679.54  |
| HOURLY    | 16.4481   | 17.2731   | 18.1385   | 19.0442   | 19.9962   | 20.9942   |

**27**

| STEP      | *1*       | *2*       | *3*       | *4*       | *5*       | *6*       |
|-----------|-----------|-----------|-----------|-----------|-----------|-----------|
| ANNUAL    | 35,064.00 | 36,816.00 | 38,652.00 | 40,584.00 | 42,612.00 | 44,748.00 |
| MONTHLY   | 2,922.00  | 3,068.00  | 3,221.00  | 3,382.00  | 3,551.00  | 3,729.00  |
| BI-WEEKLY | 1,348.62  | 1,416.00  | 1,486.62  | 1,560.92  | 1,638.92  | 1,721.08  |
| HOURLY    | 16.8577   | 17.7000   | 18.5827   | 19.5115   | 20.4865   | 21.5135   |

**28 Recreation Leader III****28 Relief Bus Operator**

| STEP      | *1*       | *2*       | *3*       | *4*       | *5*       | *6*       |
|-----------|-----------|-----------|-----------|-----------|-----------|-----------|
| ANNUAL    | 35,952.00 | 37,752.00 | 39,636.00 | 41,616.00 | 43,692.00 | 45,876.00 |
| MONTHLY   | 2,996.00  | 3,146.00  | 3,303.00  | 3,468.00  | 3,641.00  | 3,823.00  |
| BI-WEEKLY | 1,382.77  | 1,452.00  | 1,524.46  | 1,600.62  | 1,680.46  | 1,764.46  |
| HOURLY    | 17.2846   | 18.1500   | 19.0558   | 20.0077   | 21.0058   | 22.0558   |

**29 Account Clerk****29 Customer Service Clerk I****29 Printing & Technology Intern****29 Recreation Therapist**

| STEP      | *1*       | *2*       | *3*       | *4*       | *5*       | *6*       |
|-----------|-----------|-----------|-----------|-----------|-----------|-----------|
| ANNUAL    | 36,840.00 | 38,688.00 | 40,620.00 | 42,648.00 | 44,784.00 | 47,028.00 |
| MONTHLY   | 3,070.00  | 3,224.00  | 3,385.00  | 3,554.00  | 3,732.00  | 3,919.00  |
| BI-WEEKLY | 1,416.92  | 1,488.00  | 1,562.31  | 1,640.31  | 1,722.46  | 1,808.77  |
| HOURLY    | 17.7115   | 18.6000   | 19.5288   | 20.5038   | 21.5308   | 22.6096   |

**30 Custodian I**  
**30 FCC Education Assistant II**  
**30 FCC Program Assistant II**

|           | <b>*1*</b> | <b>*2*</b> | <b>*3*</b> | <b>*4*</b> | <b>*5*</b> | <b>*6*</b> |
|-----------|------------|------------|------------|------------|------------|------------|
| ANNUAL    | 37,764.00  | 39,648.00  | 41,628.00  | 43,704.00  | 45,888.00  | 48,180.00  |
| MONTHLY   | 3,147.00   | 3,304.00   | 3,469.00   | 3,642.00   | 3,824.00   | 4,015.00   |
| BI-WEEKLY | 1,452.46   | 1,524.92   | 1,601.08   | 1,680.92   | 1,764.92   | 1,853.08   |
| HOURLY    | 18.1558    | 19.0615    | 20.0135    | 21.0115    | 22.0615    | 23.1635    |

**31 Paratransit Driver**

|           | <b>*1*</b> | <b>*2*</b> | <b>*3*</b> | <b>*4*</b> | <b>*5*</b> | <b>*6*</b> |
|-----------|------------|------------|------------|------------|------------|------------|
| STEP      |            |            |            |            |            |            |
| ANNUAL    | 38,700.00  | 40,632.00  | 42,660.00  | 44,796.00  | 47,040.00  | 49,392.00  |
| MONTHLY   | 3,225.00   | 3,386.00   | 3,555.00   | 3,733.00   | 3,920.00   | 4,116.00   |
| BI-WEEKLY | 1,488.46   | 1,562.77   | 1,640.77   | 1,722.92   | 1,809.23   | 1,899.69   |
| HOURLY    | 18.6058    | 19.5346    | 20.5096    | 21.5365    | 22.6154    | 23.7462    |

**32 Home Improvement Maintenance Helper**  
**32 Right-of-Way Maintenance Worker**

|           | <b>*1*</b> | <b>*2*</b> | <b>*3*</b> | <b>*4*</b> | <b>*5*</b> | <b>*6*</b> |
|-----------|------------|------------|------------|------------|------------|------------|
| STEP      |            |            |            |            |            |            |
| ANNUAL    | 39,672.00  | 41,652.00  | 43,740.00  | 45,924.00  | 48,216.00  | 50,628.00  |
| MONTHLY   | 3,306.00   | 3,471.00   | 3,645.00   | 3,827.00   | 4,018.00   | 4,219.00   |
| BI-WEEKLY | 1,525.85   | 1,602.00   | 1,682.31   | 1,766.31   | 1,854.46   | 1,947.23   |
| HOURLY    | 19.0731    | 20.0250    | 21.0288    | 22.0788    | 23.1808    | 24.3404    |

**33 Customer Service Clerk II**  
**33 Equipment Utility Worker I**  
**33 Police Records Technician I**  
**33 Police Service Technician**  
**33 Public Safety Officer**

|           | <b>*1*</b> | <b>*2*</b> | <b>*3*</b> | <b>*4*</b> | <b>*5*</b> | <b>*6*</b> |
|-----------|------------|------------|------------|------------|------------|------------|
| STEP      |            |            |            |            |            |            |
| ANNUAL    | 40,656.00  | 42,684.00  | 44,820.00  | 47,064.00  | 49,416.00  | 51,888.00  |
| MONTHLY   | 3,388.00   | 3,557.00   | 3,735.00   | 3,922.00   | 4,118.00   | 4,324.00   |
| BI-WEEKLY | 1,563.69   | 1,641.69   | 1,723.85   | 1,810.15   | 1,900.62   | 1,995.69   |
| HOURLY    | 19.5462    | 20.5212    | 21.5481    | 22.6269    | 23.7577    | 24.9462    |

**34 Custodian II**  
**34 Graffiti Technician**  
**34 Paratransit Dispatcher**  
**34 Park Maintenance Worker I**

|           | <b>*1*</b> | <b>*2*</b> | <b>*3*</b> | <b>*4*</b> | <b>*5*</b> | <b>*6*</b> |
|-----------|------------|------------|------------|------------|------------|------------|
| STEP      |            |            |            |            |            |            |
| ANNUAL    | 41,676.00  | 43,764.00  | 45,948.00  | 48,240.00  | 50,652.00  | 53,184.00  |
| MONTHLY   | 3,473.00   | 3,647.00   | 3,829.00   | 4,020.00   | 4,221.00   | 4,432.00   |
| BI-WEEKLY | 1,602.92   | 1,683.23   | 1,767.23   | 1,855.38   | 1,948.15   | 2,045.54   |
| HOURLY    | 20.0365    | 21.0404    | 22.0904    | 23.1923    | 24.3519    | 25.5692    |

**35 Community Aide III**  
**35 Help Desk Technician**  
**35 Street Maintenance Worker**

|           | <b>*1*</b> | <b>*2*</b> | <b>*3*</b> | <b>*4*</b> | <b>*5*</b> | <b>*6*</b> |
|-----------|------------|------------|------------|------------|------------|------------|
| STEP      |            |            |            |            |            |            |
| ANNUAL    | 42,720.00  | 44,856.00  | 47,100.00  | 49,452.00  | 51,924.00  | 54,516.00  |
| MONTHLY   | 3,560.00   | 3,738.00   | 3,925.00   | 4,121.00   | 4,327.00   | 4,543.00   |
| BI-WEEKLY | 1,643.08   | 1,725.23   | 1,811.54   | 1,902.00   | 1,997.08   | 2,096.77   |
| HOURLY    | 20.5385    | 21.5654    | 22.6442    | 23.7750    | 24.9635    | 26.2096    |

|                                     |           |           |           |           |           |           |
|-------------------------------------|-----------|-----------|-----------|-----------|-----------|-----------|
| <b>36 Intermediate Clerk Typist</b> |           |           |           |           |           |           |
| STEP                                | *1*       | *2*       | *3*       | *4*       | *5*       | *6*       |
| ANNUAL                              | 43,788.00 | 45,972.00 | 48,276.00 | 50,688.00 | 53,220.00 | 55,884.00 |
| MONTHLY                             | 3,649.00  | 3,831.00  | 4,023.00  | 4,224.00  | 4,435.00  | 4,657.00  |
| BI-WEEKLY                           | 1,684.15  | 1,768.15  | 1,856.77  | 1,949.54  | 2,046.92  | 2,149.38  |
| HOURLY                              | 21.0519   | 22.1019   | 23.2096   | 24.3692   | 25.5865   | 26.8673   |

**37 Nutrition Services Coordinator**

|                                        |           |           |           |           |           |           |
|----------------------------------------|-----------|-----------|-----------|-----------|-----------|-----------|
| <b>37 Police Records Technician II</b> |           |           |           |           |           |           |
| STEP                                   | *1*       | *2*       | *3*       | *4*       | *5*       | *6*       |
| ANNUAL                                 | 44,868.00 | 47,112.00 | 49,464.00 | 51,936.00 | 54,528.00 | 57,252.00 |
| MONTHLY                                | 3,739.00  | 3,926.00  | 4,122.00  | 4,328.00  | 4,544.00  | 4,771.00  |
| BI-WEEKLY                              | 1,725.69  | 1,812.00  | 1,902.46  | 1,997.54  | 2,097.23  | 2,202.00  |
| HOURLY                                 | 21.5712   | 22.6500   | 23.7808   | 24.9692   | 26.2154   | 27.5250   |

**38 Activity Coordinator**

**38 Equipment Utility Worker II**

**38 Purchasing Clerk**

**38 Senior Account Clerk**

**38 Senior Clerk Typist**

|           |           |           |           |           |           |           |
|-----------|-----------|-----------|-----------|-----------|-----------|-----------|
| STEP      | *1*       | *2*       | *3*       | *4*       | *5*       | *6*       |
| ANNUAL    | 45,996.00 | 48,300.00 | 50,712.00 | 53,244.00 | 55,908.00 | 58,704.00 |
| MONTHLY   | 3,833.00  | 4,025.00  | 4,226.00  | 4,437.00  | 4,659.00  | 4,892.00  |
| BI-WEEKLY | 1,769.08  | 1,857.69  | 1,950.46  | 2,047.85  | 2,150.31  | 2,257.85  |
| HOURLY    | 22.1135   | 23.2212   | 24.3808   | 25.5981   | 26.8788   | 28.2231   |

**39 Apprentice Mechanic**

**39 Home Improvement Lead Person**

**39 Park Maintenance Worker II**

**39 Records Management Coordinator**

|           |           |           |           |           |           |           |
|-----------|-----------|-----------|-----------|-----------|-----------|-----------|
| STEP      | *1*       | *2*       | *3*       | *4*       | *5*       | *6*       |
| ANNUAL    | 47,148.00 | 49,500.00 | 51,972.00 | 54,576.00 | 57,300.00 | 60,168.00 |
| MONTHLY   | 3,929.00  | 4,125.00  | 4,331.00  | 4,548.00  | 4,775.00  | 5,014.00  |
| BI-WEEKLY | 1,813.38  | 1,903.85  | 1,998.92  | 2,099.08  | 2,203.85  | 2,314.15  |
| HOURLY    | 22.6673   | 23.7981   | 24.9865   | 26.2385   | 27.5481   | 28.9269   |

**40 Engineering Aide**

**40 FCC Education Assistant III**

**40 FCC Program Assistant III**

**40 Public Works Coordinator**

**40 Recreation Coordinator**

**40 Sr. Transit Utility Specialist**

|           |           |           |           |           |           |           |
|-----------|-----------|-----------|-----------|-----------|-----------|-----------|
| STEP      | *1*       | *2*       | *3*       | *4*       | *5*       | *6*       |
| ANNUAL    | 48,324.00 | 50,736.00 | 53,268.00 | 55,932.00 | 58,728.00 | 61,668.00 |
| MONTHLY   | 4,027.00  | 4,228.00  | 4,439.00  | 4,661.00  | 4,894.00  | 5,139.00  |
| BI-WEEKLY | 1,858.62  | 1,951.38  | 2,048.77  | 2,151.23  | 2,258.77  | 2,371.85  |
| HOURLY    | 23.2327   | 24.3923   | 25.6096   | 26.8904   | 28.2346   | 29.6481   |

**41 Permit/Licensing Technician I**

|           |           |           |           |           |           |           |
|-----------|-----------|-----------|-----------|-----------|-----------|-----------|
| STEP      | *1*       | *2*       | *3*       | *4*       | *5*       | *6*       |
| ANNUAL    | 49,536.00 | 52,008.00 | 54,612.00 | 57,348.00 | 60,216.00 | 63,228.00 |
| MONTHLY   | 4,128.00  | 4,334.00  | 4,551.00  | 4,779.00  | 5,018.00  | 5,269.00  |
| BI-WEEKLY | 1,905.23  | 2,000.31  | 2,100.46  | 2,205.69  | 2,316.00  | 2,431.85  |
| HOURLY    | 23.8154   | 25.0038   | 26.2558   | 27.5712   | 28.9500   | 30.3981   |

**42 Community Center Coordinator****42 Community Services Officer****42 Police Service Officer****42 Secretary****42 Tree Trimmer I**

| STEP      | *1*       | *2*       | *3*       | *4*       | *5*       | *6*       |
|-----------|-----------|-----------|-----------|-----------|-----------|-----------|
| ANNUAL    | 50,772.00 | 53,316.00 | 55,980.00 | 58,776.00 | 61,716.00 | 64,800.00 |
| MONTHLY   | 4,231.00  | 4,443.00  | 4,665.00  | 4,898.00  | 5,143.00  | 5,400.00  |
| BI-WEEKLY | 1,952.77  | 2,050.62  | 2,153.08  | 2,260.62  | 2,373.69  | 2,492.31  |
| HOURLY    | 24.4096   | 25.6327   | 26.9135   | 28.2577   | 29.6712   | 31.1538   |

**43 Administrative Aide****43 Cement Finisher****43 Human Resources / Department Coordinator****43 Payroll / Personnel Technician****43 Senior Citizens Social Services Coordinator**

| STEP      | *1*       | *2*       | *3*       | *4*       | *5*       | *6*       |
|-----------|-----------|-----------|-----------|-----------|-----------|-----------|
| ANNUAL    | 52,044.00 | 54,648.00 | 57,384.00 | 60,252.00 | 63,264.00 | 66,432.00 |
| MONTHLY   | 4,337.00  | 4,554.00  | 4,782.00  | 5,021.00  | 5,272.00  | 5,536.00  |
| BI-WEEKLY | 2,001.69  | 2,101.85  | 2,207.08  | 2,317.38  | 2,433.23  | 2,555.08  |
| HOURLY    | 25.0212   | 26.2731   | 27.5885   | 28.9673   | 30.4154   | 31.9385   |

**44 Administrative Secretary****44 Building Aide****44 Building/Planning Technician****44 Permit/Licensing Technician II****44 Sewer Maintenance Worker****44 Tree Trimmer II**

| STEP      | *1*       | *2*       | *3*       | *4*       | *5*       | *6*       |
|-----------|-----------|-----------|-----------|-----------|-----------|-----------|
| ANNUAL    | 53,340.00 | 56,004.00 | 58,800.00 | 61,740.00 | 64,824.00 | 68,064.00 |
| MONTHLY   | 4,445.00  | 4,667.00  | 4,900.00  | 5,145.00  | 5,402.00  | 5,672.00  |
| BI-WEEKLY | 2,051.54  | 2,154.00  | 2,261.54  | 2,374.62  | 2,493.23  | 2,617.85  |
| HOURLY    | 25.6442   | 26.9250   | 28.2692   | 29.6827   | 31.1654   | 32.7231   |

**45 Street Sweeper Operator**

| STEP      | *1*       | *2*       | *3*       | *4*       | *5*       | *6*       |
|-----------|-----------|-----------|-----------|-----------|-----------|-----------|
| ANNUAL    | 54,672.00 | 57,408.00 | 60,276.00 | 63,288.00 | 66,456.00 | 69,780.00 |
| MONTHLY   | 4,556.00  | 4,784.00  | 5,023.00  | 5,274.00  | 5,538.00  | 5,815.00  |
| BI-WEEKLY | 2,102.77  | 2,208.00  | 2,318.31  | 2,434.15  | 2,556.00  | 2,683.85  |
| HOURLY    | 26.2846   | 27.6000   | 28.9788   | 30.4269   | 31.9500   | 33.5481   |

**46 Heavy Equipment Operator****46 Street Traffic Painter**

| STEP      | *1*       | *2*       | *3*       | *4*       | *5*       | *6*       |
|-----------|-----------|-----------|-----------|-----------|-----------|-----------|
| ANNUAL    | 56,052.00 | 58,860.00 | 61,800.00 | 64,896.00 | 68,136.00 | 71,544.00 |
| MONTHLY   | 4,671.00  | 4,905.00  | 5,150.00  | 5,408.00  | 5,678.00  | 5,962.00  |
| BI-WEEKLY | 2,155.85  | 2,263.85  | 2,376.92  | 2,496.00  | 2,620.62  | 2,751.69  |
| HOURLY    | 26.9481   | 28.2981   | 29.7115   | 31.2000   | 32.7577   | 34.3962   |

**47 Equipment Mechanic**  
**47 Graphics Technician**  
**47 Maintenance Painter**  
**47 Senior Building Maintenance Worker**  
**47 Transit Mechanic**  
**47 Transit Parts/Storeroom Coordinator**

| STEP      | *1*       | *2*       | *3*       | *4*       | *5*       | *6*       |
|-----------|-----------|-----------|-----------|-----------|-----------|-----------|
| ANNUAL    | 57,444.00 | 60,312.00 | 63,324.00 | 66,492.00 | 69,816.00 | 73,308.00 |
| MONTHLY   | 4,787.00  | 5,026.00  | 5,277.00  | 5,541.00  | 5,818.00  | 6,109.00  |
| BI-WEEKLY | 2,209.38  | 2,319.69  | 2,435.54  | 2,557.38  | 2,685.23  | 2,819.54  |
| HOURLY    | 27.6173   | 28.9962   | 30.4442   | 31.9673   | 33.5654   | 35.2442   |

**48 Custodian-Lead**  
**48 Human Resources Technician**  
**48 Junior Accountant**  
**48 Payroll Specialist**

| STEP      | *1*       | *2*       | *3*       | *4*       | *5*       | *6*       |
|-----------|-----------|-----------|-----------|-----------|-----------|-----------|
| ANNUAL    | 58,872.00 | 61,812.00 | 64,908.00 | 68,148.00 | 71,556.00 | 75,132.00 |
| MONTHLY   | 4,906.00  | 5,151.00  | 5,409.00  | 5,679.00  | 5,963.00  | 6,261.00  |
| BI-WEEKLY | 2,264.31  | 2,377.38  | 2,496.46  | 2,621.08  | 2,752.15  | 2,889.69  |
| HOURLY    | 28.3038   | 29.7173   | 31.2058   | 32.7635   | 34.4019   | 36.1212   |

**49 Administrative Analyst I**  
**49 Community Services Counselor**  
**49 Recreation Supervisor**

| STEP      | *1*       | *2*       | *3*       | *4*       | *5*       | *6*       |
|-----------|-----------|-----------|-----------|-----------|-----------|-----------|
| ANNUAL    | 60,348.00 | 63,360.00 | 66,528.00 | 69,852.00 | 73,344.00 | 77,016.00 |
| MONTHLY   | 5,029.00  | 5,280.00  | 5,544.00  | 5,821.00  | 6,112.00  | 6,418.00  |
| BI-WEEKLY | 2,321.08  | 2,436.92  | 2,558.77  | 2,686.62  | 2,820.92  | 2,962.15  |
| HOURLY    | 29.0135   | 30.4615   | 31.9846   | 33.5827   | 35.2615   | 37.0269   |

**50 Case Management Supervisor/Instructor**  
**50 Transit Dispatcher/Operations Assistant**

| STEP      | *1*       | *2*       | *3*       | *4*       | *5*       | *6*       |
|-----------|-----------|-----------|-----------|-----------|-----------|-----------|
| ANNUAL    | 61,848.00 | 64,944.00 | 68,196.00 | 71,604.00 | 75,180.00 | 78,936.00 |
| MONTHLY   | 5,154.00  | 5,412.00  | 5,683.00  | 5,967.00  | 6,265.00  | 6,578.00  |
| BI-WEEKLY | 2,378.77  | 2,497.85  | 2,622.92  | 2,754.00  | 2,891.54  | 3,036.00  |
| HOURLY    | 29.7346   | 31.2231   | 32.7865   | 34.4250   | 36.1442   | 37.9500   |

**51 Electrical/Signal Technician I**  
**51 Emergency Preparedness Coordinator**  
**51 Engineering Technician**  
**51 Financial Services Technician**  
**51 General Building Inspector**  
**51 Information Technology Coordinator**  
**51 Lead Mechanic**

| STEP      | *1*       | *2*       | *3*       | *4*       | *5*       | *6*       |
|-----------|-----------|-----------|-----------|-----------|-----------|-----------|
| ANNUAL    | 63,396.00 | 66,564.00 | 69,888.00 | 73,380.00 | 77,052.00 | 80,904.00 |
| MONTHLY   | 5,283.00  | 5,547.00  | 5,824.00  | 6,115.00  | 6,421.00  | 6,742.00  |
| BI-WEEKLY | 2,438.31  | 2,560.15  | 2,688.00  | 2,822.31  | 2,963.54  | 3,111.69  |
| HOURLY    | 30.4788   | 32.0019   | 33.6000   | 35.2788   | 37.0442   | 38.8962   |

**52 Administrative Support Services Supervisor**

| STEP      | *1*       | *2*       | *3*       | *4*       | *5*       | *6*       |
|-----------|-----------|-----------|-----------|-----------|-----------|-----------|
| ANNUAL    | 64,968.00 | 68,220.00 | 71,628.00 | 75,204.00 | 78,960.00 | 82,908.00 |
| MONTHLY   | 5,414.00  | 5,685.00  | 5,969.00  | 6,267.00  | 6,580.00  | 6,909.00  |
| BI-WEEKLY | 2,498.77  | 2,623.85  | 2,754.92  | 2,892.46  | 3,036.92  | 3,188.77  |
| HOURLY    | 31.2346   | 32.7981   | 34.4365   | 36.1558   | 37.9615   | 39.8596   |

**53 Code Enforcement Officer**  
**53 FCC Education Coordinator**  
**53 Park Maintenance Lead**  
**53 Public Works Lead**

| STEP      | *1*       | *2*       | *3*       | *4*       | *5*       | *6*       |
|-----------|-----------|-----------|-----------|-----------|-----------|-----------|
| ANNUAL    | 66,600.00 | 69,936.00 | 73,428.00 | 77,100.00 | 80,952.00 | 84,996.00 |
| MONTHLY   | 5,550.00  | 5,828.00  | 6,119.00  | 6,425.00  | 6,746.00  | 7,083.00  |
| BI-WEEKLY | 2,561.54  | 2,689.85  | 2,824.15  | 2,965.38  | 3,113.54  | 3,269.08  |
| HOURLY    | 32.0192   | 33.6231   | 35.3019   | 37.0673   | 38.9192   | 40.8635   |

**54 Administrative Analyst II**  
**54 Building Maintenance Lead**  
**54 Forensic Technician**

| STEP      | *1*       | *2*       | *3*       | *4*       | *5*       | *6*       |
|-----------|-----------|-----------|-----------|-----------|-----------|-----------|
| ANNUAL    | 68,268.00 | 71,676.00 | 75,264.00 | 79,032.00 | 82,980.00 | 87,132.00 |
| MONTHLY   | 5,689.00  | 5,973.00  | 6,272.00  | 6,586.00  | 6,915.00  | 7,261.00  |
| BI-WEEKLY | 2,625.69  | 2,756.77  | 2,894.77  | 3,039.69  | 3,191.54  | 3,351.23  |
| HOURLY    | 32.8212   | 34.4596   | 36.1846   | 37.9962   | 39.8942   | 41.8904   |

**55 Electrical/Signal Technician II**

| STEP      | *1*       | *2*       | *3*       | *4*       | *5*       | *6*       |
|-----------|-----------|-----------|-----------|-----------|-----------|-----------|
| ANNUAL    | 69,960.00 | 73,464.00 | 77,136.00 | 80,988.00 | 85,032.00 | 89,280.00 |
| MONTHLY   | 5,830.00  | 6,122.00  | 6,428.00  | 6,749.00  | 7,086.00  | 7,440.00  |
| BI-WEEKLY | 2,690.77  | 2,825.54  | 2,966.77  | 3,114.92  | 3,270.46  | 3,433.85  |
| HOURLY    | 33.6346   | 35.3192   | 37.0846   | 38.9365   | 40.8808   | 42.9231   |

**56 FCC Program Coordinator**

| STEP      | *1*       | *2*       | *3*       | *4*       | *5*       | *6*       |
|-----------|-----------|-----------|-----------|-----------|-----------|-----------|
| ANNUAL    | 71,712.00 | 75,300.00 | 79,068.00 | 83,016.00 | 87,168.00 | 91,524.00 |
| MONTHLY   | 5,976.00  | 6,275.00  | 6,589.00  | 6,918.00  | 7,264.00  | 7,627.00  |
| BI-WEEKLY | 2,758.15  | 2,896.15  | 3,041.08  | 3,192.92  | 3,352.62  | 3,520.15  |
| HOURLY    | 34.4769   | 36.2019   | 38.0135   | 39.9115   | 41.9077   | 44.0019   |

**57 Senior Accountant**

| STEP      | *1*       | *2*       | *3*       | *4*       | *5*       | *6*       |
|-----------|-----------|-----------|-----------|-----------|-----------|-----------|
| ANNUAL    | 73,500.00 | 77,172.00 | 81,036.00 | 85,092.00 | 89,352.00 | 93,816.00 |
| MONTHLY   | 6,125.00  | 6,431.00  | 6,753.00  | 7,091.00  | 7,446.00  | 7,818.00  |
| BI-WEEKLY | 2,826.92  | 2,968.15  | 3,116.77  | 3,272.77  | 3,436.62  | 3,608.31  |
| HOURLY    | 35.3365   | 37.1019   | 38.9596   | 40.9096   | 42.9577   | 45.1038   |

**58**

| STEP      | *1*       | *2*       | *3*       | *4*       | *5*       | *6*       |
|-----------|-----------|-----------|-----------|-----------|-----------|-----------|
| ANNUAL    | 75,336.00 | 79,104.00 | 83,064.00 | 87,216.00 | 91,572.00 | 96,156.00 |
| MONTHLY   | 6,278.00  | 6,592.00  | 6,922.00  | 7,268.00  | 7,631.00  | 8,013.00  |
| BI-WEEKLY | 2,897.54  | 3,042.46  | 3,194.77  | 3,354.46  | 3,522.00  | 3,698.31  |
| HOURLY    | 36.2192   | 38.0308   | 39.9346   | 41.9308   | 44.0250   | 46.2288   |

|           |            |            |            |            |            |            |
|-----------|------------|------------|------------|------------|------------|------------|
|           | <b>59</b>  |            |            |            |            |            |
| STEP      | <b>*1*</b> | <b>*2*</b> | <b>*3*</b> | <b>*4*</b> | <b>*5*</b> | <b>*6*</b> |
| ANNUAL    | 77,220.00  | 81,084.00  | 85,140.00  | 89,400.00  | 93,876.00  | 98,568.00  |
| MONTHLY   | 6,435.00   | 6,757.00   | 7,095.00   | 7,450.00   | 7,823.00   | 8,214.00   |
| BI-WEEKLY | 2,970.00   | 3,118.62   | 3,274.62   | 3,438.46   | 3,610.62   | 3,791.08   |
| HOURLY    | 37.1250    | 38.9827    | 40.9327    | 42.9808    | 45.1327    | 47.3885    |

|           |            |            |            |            |            |            |
|-----------|------------|------------|------------|------------|------------|------------|
|           | <b>60</b>  |            |            |            |            |            |
| STEP      | <b>*1*</b> | <b>*2*</b> | <b>*3*</b> | <b>*4*</b> | <b>*5*</b> | <b>*6*</b> |
| ANNUAL    | 79,152.00  | 83,112.00  | 87,264.00  | 91,632.00  | 96,216.00  | 101,028.00 |
| MONTHLY   | 6,596.00   | 6,926.00   | 7,272.00   | 7,636.00   | 8,018.00   | 8,419.00   |
| BI-WEEKLY | 3,044.31   | 3,196.62   | 3,356.31   | 3,524.31   | 3,700.62   | 3,885.69   |
| HOURLY    | 38.0538    | 39.9577    | 41.9538    | 44.0538    | 46.2577    | 48.5712    |

### **61 Administrative Analyst III**

#### **61 Associate Engineer**

#### **61 Information Technology Systems Analyst - Transit**

#### **61 Transit Planning and Scheduling Analyst**

|           |            |            |            |            |            |            |
|-----------|------------|------------|------------|------------|------------|------------|
| STEP      | <b>*1*</b> | <b>*2*</b> | <b>*3*</b> | <b>*4*</b> | <b>*5*</b> | <b>*6*</b> |
| ANNUAL    | 81,144.00  | 85,200.00  | 89,460.00  | 93,936.00  | 98,628.00  | 103,560.00 |
| MONTHLY   | 6,762.00   | 7,100.00   | 7,455.00   | 7,828.00   | 8,219.00   | 8,630.00   |
| BI-WEEKLY | 3,120.92   | 3,276.92   | 3,440.77   | 3,612.92   | 3,793.38   | 3,983.08   |
| HOURLY    | 39.0115    | 40.9615    | 43.0096    | 45.1615    | 47.4173    | 49.7885    |

#### **90 Bus Operator**

|           |            |            |            |            |            |            |
|-----------|------------|------------|------------|------------|------------|------------|
| STEP      | <b>*1*</b> | <b>*2*</b> | <b>*3*</b> | <b>*4*</b> | <b>*5*</b> | <b>*6*</b> |
| ANNUAL    | 51,300.00  | 53,868.00  | 56,556.00  | 59,388.00  | 62,352.00  | 65,472.00  |
| MONTHLY   | 4,275.00   | 4,489.00   | 4,713.00   | 4,949.00   | 5,196.00   | 5,456.00   |
| BI-WEEKLY | 1,973.08   | 2,071.85   | 2,175.23   | 2,284.15   | 2,398.15   | 2,518.15   |
| HOURLY    | 24.6635    | 25.8981    | 27.1904    | 28.5519    | 29.9769    | 31.4769    |

|                |        |        |        |        |        |        |
|----------------|--------|--------|--------|--------|--------|--------|
| Specialty - 5% | 213.75 | 224.45 | 235.65 | 247.45 | 259.80 | 272.80 |
|----------------|--------|--------|--------|--------|--------|--------|

|           |            |            |            |            |            |            |
|-----------|------------|------------|------------|------------|------------|------------|
|           | <b>104</b> |            |            |            |            |            |
| STEP      | <b>*1*</b> | <b>*2*</b> | <b>*3*</b> | <b>*4*</b> | <b>*5*</b> | <b>*6*</b> |
| ANNUAL    | 54,636.00  | 57,372.00  | 60,240.00  | 63,252.00  | 66,420.00  | 69,744.00  |
| MONTHLY   | 4,553.00   | 4,781.00   | 5,020.00   | 5,271.00   | 5,535.00   | 5,812.00   |
| BI-WEEKLY | 2,101.38   | 2,206.62   | 2,316.92   | 2,432.77   | 2,554.62   | 2,682.46   |
| HOURLY    | 26.2673    | 27.5827    | 28.9615    | 30.4096    | 31.9327    | 33.5308    |

|              |        |        |        |        |        |        |
|--------------|--------|--------|--------|--------|--------|--------|
| Lgy Bonus 20 | 113.83 | 119.53 | 125.50 | 131.78 | 138.38 | 145.30 |
| Lgy Bonus 25 | 227.65 | 239.05 | 251.00 | 263.55 | 276.75 | 290.60 |
| Lgy Bonus 30 | 341.48 | 358.58 | 376.50 | 395.33 | 415.13 | 435.90 |

|           |            |            |            |            |            |            |
|-----------|------------|------------|------------|------------|------------|------------|
|           | <b>105</b> |            |            |            |            |            |
| STEP      | <b>*1*</b> | <b>*2*</b> | <b>*3*</b> | <b>*4*</b> | <b>*5*</b> | <b>*6*</b> |
| ANNUAL    | 56,016.00  | 58,812.00  | 61,752.00  | 64,836.00  | 68,076.00  | 71,484.00  |
| MONTHLY   | 4,668.00   | 4,901.00   | 5,146.00   | 5,403.00   | 5,673.00   | 5,957.00   |
| BI-WEEKLY | 2,154.46   | 2,262.00   | 2,375.08   | 2,493.69   | 2,618.31   | 2,749.38   |
| HOURLY    | 26.9308    | 28.2750    | 29.6885    | 31.1712    | 32.7288    | 34.3673    |

|              |        |        |        |        |        |        |
|--------------|--------|--------|--------|--------|--------|--------|
| Lgy Bonus 20 | 116.70 | 122.53 | 128.65 | 135.08 | 141.83 | 148.93 |
| Lgy Bonus 25 | 233.40 | 245.05 | 257.30 | 270.15 | 283.65 | 297.85 |
| Lgy Bonus 30 | 350.10 | 367.58 | 385.95 | 405.23 | 425.48 | 446.78 |

**106**

| STEP         | *1*       | *2*       | *3*       | *4*       | *5*       | *6*       |
|--------------|-----------|-----------|-----------|-----------|-----------|-----------|
| ANNUAL       | 57,408.00 | 60,276.00 | 63,288.00 | 66,456.00 | 69,780.00 | 73,272.00 |
| MONTHLY      | 4,784.00  | 5,023.00  | 5,274.00  | 5,538.00  | 5,815.00  | 6,106.00  |
| BI-WEEKLY    | 2,208.00  | 2,318.31  | 2,434.15  | 2,556.00  | 2,683.85  | 2,818.15  |
| HOURLY       | 27.6000   | 28.9788   | 30.4269   | 31.9500   | 33.5481   | 35.2269   |
| Lgy Bonus 20 | 119.60    | 125.58    | 131.85    | 138.45    | 145.38    | 152.65    |
| Lgy Bonus 25 | 239.20    | 251.15    | 263.70    | 276.90    | 290.75    | 305.30    |
| Lgy Bonus 30 | 358.80    | 376.73    | 395.55    | 415.35    | 436.13    | 457.95    |

**107**

| STEP         | *1*       | *2*       | *3*       | *4*       | *5*       | *6*       |
|--------------|-----------|-----------|-----------|-----------|-----------|-----------|
| ANNUAL       | 58,836.00 | 61,776.00 | 64,860.00 | 68,100.00 | 71,508.00 | 75,084.00 |
| MONTHLY      | 4,903.00  | 5,148.00  | 5,405.00  | 5,675.00  | 5,959.00  | 6,257.00  |
| BI-WEEKLY    | 2,262.92  | 2,376.00  | 2,494.62  | 2,619.23  | 2,750.31  | 2,887.85  |
| HOURLY       | 28.2865   | 29.7000   | 31.1827   | 32.7404   | 34.3788   | 36.0981   |
| Lgy Bonus 20 | 122.58    | 128.70    | 135.13    | 141.88    | 148.98    | 156.43    |
| Lgy Bonus 25 | 245.15    | 257.40    | 270.25    | 283.75    | 297.95    | 312.85    |
| Lgy Bonus 30 | 367.73    | 386.10    | 405.38    | 425.63    | 446.93    | 469.28    |

**108 Economic Development Analyst**

| STEP         | *1*       | *2*       | *3*       | *4*       | *5*       | *6*       |
|--------------|-----------|-----------|-----------|-----------|-----------|-----------|
| ANNUAL       | 60,312.00 | 63,324.00 | 66,492.00 | 69,816.00 | 73,308.00 | 76,968.00 |
| MONTHLY      | 5,026.00  | 5,277.00  | 5,541.00  | 5,818.00  | 6,109.00  | 6,414.00  |
| BI-WEEKLY    | 2,319.69  | 2,435.54  | 2,557.38  | 2,685.23  | 2,819.54  | 2,960.31  |
| HOURLY       | 28.9962   | 30.4442   | 31.9673   | 33.5654   | 35.2442   | 37.0038   |
| Lgy Bonus 20 | 125.65    | 131.93    | 138.53    | 145.45    | 152.73    | 160.35    |
| Lgy Bonus 25 | 251.30    | 263.85    | 277.05    | 290.90    | 305.45    | 320.70    |
| Lgy Bonus 30 | 376.95    | 395.78    | 415.58    | 436.35    | 458.18    | 481.05    |

**109 Deputy City Treasurer**

| STEP         | *1*       | *2*       | *3*       | *4*       | *5*       | *6*       |
|--------------|-----------|-----------|-----------|-----------|-----------|-----------|
| ANNUAL       | 61,812.00 | 64,908.00 | 68,148.00 | 71,556.00 | 75,132.00 | 78,888.00 |
| MONTHLY      | 5,151.00  | 5,409.00  | 5,679.00  | 5,963.00  | 6,261.00  | 6,574.00  |
| BI-WEEKLY    | 2,377.38  | 2,496.46  | 2,621.08  | 2,752.15  | 2,889.69  | 3,034.15  |
| HOURLY       | 29.7173   | 31.2058   | 32.7635   | 34.4019   | 36.1212   | 37.9269   |
| Lgy Bonus 20 | 128.78    | 135.23    | 141.98    | 149.08    | 156.53    | 164.35    |
| Lgy Bonus 25 | 257.55    | 270.45    | 283.95    | 298.15    | 313.05    | 328.70    |
| Lgy Bonus 30 | 386.33    | 405.68    | 425.93    | 447.23    | 469.58    | 493.05    |

**110**

| STEP         | *1*       | *2*       | *3*       | *4*       | *5*       | *6*       |
|--------------|-----------|-----------|-----------|-----------|-----------|-----------|
| ANNUAL       | 63,360.00 | 66,528.00 | 69,852.00 | 73,344.00 | 77,016.00 | 80,868.00 |
| MONTHLY      | 5,280.00  | 5,544.00  | 5,821.00  | 6,112.00  | 6,418.00  | 6,739.00  |
| BI-WEEKLY    | 2,436.92  | 2,558.77  | 2,686.62  | 2,820.92  | 2,962.15  | 3,110.31  |
| HOURLY       | 30.4615   | 31.9846   | 33.5827   | 35.2615   | 37.0269   | 38.8788   |
| Lgy Bonus 20 | 132.00    | 138.60    | 145.53    | 152.80    | 160.45    | 168.48    |
| Lgy Bonus 25 | 264.00    | 277.20    | 291.05    | 305.60    | 320.90    | 336.95    |
| Lgy Bonus 30 | 396.00    | 415.80    | 436.58    | 458.40    | 481.35    | 505.43    |

## 111

| STEP         | *1*       | *2*       | *3*       | *4*       | *5*       | *6*       |
|--------------|-----------|-----------|-----------|-----------|-----------|-----------|
| ANNUAL       | 64,932.00 | 68,184.00 | 71,592.00 | 75,168.00 | 78,924.00 | 82,872.00 |
| MONTHLY      | 5,411.00  | 5,682.00  | 5,966.00  | 6,264.00  | 6,577.00  | 6,906.00  |
| BI-WEEKLY    | 2,497.38  | 2,622.46  | 2,753.54  | 2,891.08  | 3,035.54  | 3,187.38  |
| HOURLY       | 31.2173   | 32.7808   | 34.4192   | 36.1385   | 37.9442   | 39.8423   |
| Lgy Bonus 20 | 135.28    | 142.05    | 149.15    | 156.60    | 164.43    | 172.65    |
| Lgy Bonus 25 | 270.55    | 284.10    | 298.30    | 313.20    | 328.85    | 345.30    |
| Lgy Bonus 30 | 405.83    | 426.15    | 447.45    | 469.80    | 493.28    | 517.95    |

## 112

| STEP         | *1*       | *2*       | *3*       | *4*       | *5*       | *6*       |
|--------------|-----------|-----------|-----------|-----------|-----------|-----------|
| ANNUAL       | 66,564.00 | 69,888.00 | 73,380.00 | 77,052.00 | 80,904.00 | 84,948.00 |
| MONTHLY      | 5,547.00  | 5,824.00  | 6,115.00  | 6,421.00  | 6,742.00  | 7,079.00  |
| BI-WEEKLY    | 2,560.15  | 2,688.00  | 2,822.31  | 2,963.54  | 3,111.69  | 3,267.23  |
| HOURLY       | 32.0019   | 33.6000   | 35.2788   | 37.0442   | 38.8962   | 40.8404   |
| Lgy Bonus 20 | 138.68    | 145.60    | 152.88    | 160.53    | 168.55    | 176.98    |
| Lgy Bonus 25 | 277.35    | 291.20    | 305.75    | 321.05    | 337.10    | 353.95    |
| Lgy Bonus 30 | 416.03    | 436.80    | 458.63    | 481.58    | 505.65    | 530.93    |

## 113

| STEP         | *1*       | *2*       | *3*       | *4*       | *5*       | *6*       |
|--------------|-----------|-----------|-----------|-----------|-----------|-----------|
| ANNUAL       | 68,220.00 | 71,628.00 | 75,204.00 | 78,960.00 | 82,908.00 | 87,048.00 |
| MONTHLY      | 5,685.00  | 5,969.00  | 6,267.00  | 6,580.00  | 6,909.00  | 7,254.00  |
| BI-WEEKLY    | 2,623.85  | 2,754.92  | 2,892.46  | 3,036.92  | 3,188.77  | 3,348.00  |
| HOURLY       | 32.7981   | 34.4365   | 36.1558   | 37.9615   | 39.8596   | 41.8500   |
| Lgy Bonus 20 | 142.13    | 149.23    | 156.68    | 164.50    | 172.73    | 181.35    |
| Lgy Bonus 25 | 284.25    | 298.45    | 313.35    | 329.00    | 345.45    | 362.70    |
| Lgy Bonus 30 | 426.38    | 447.68    | 470.03    | 493.50    | 518.18    | 544.05    |

## 114

| STEP         | *1*       | *2*       | *3*       | *4*       | *5*       | *6*       |
|--------------|-----------|-----------|-----------|-----------|-----------|-----------|
| ANNUAL       | 69,924.00 | 73,416.00 | 77,088.00 | 80,940.00 | 84,984.00 | 89,232.00 |
| MONTHLY      | 5,827.00  | 6,118.00  | 6,424.00  | 6,745.00  | 7,082.00  | 7,436.00  |
| BI-WEEKLY    | 2,689.38  | 2,823.69  | 2,964.92  | 3,113.08  | 3,268.62  | 3,432.00  |
| HOURLY       | 33.6173   | 35.2962   | 37.0615   | 38.9135   | 40.8577   | 42.9000   |
| Lgy Bonus 20 | 145.68    | 152.95    | 160.60    | 168.63    | 177.05    | 185.90    |
| Lgy Bonus 25 | 291.35    | 305.90    | 321.20    | 337.25    | 354.10    | 371.80    |
| Lgy Bonus 30 | 437.03    | 458.85    | 481.80    | 505.88    | 531.15    | 557.70    |

**115 Deputy City Clerk/Records Management Officer  
115 Human Resources Analyst**

| STEP         | *1*       | *2*       | *3*       | *4*       | *5*       | *6*       |
|--------------|-----------|-----------|-----------|-----------|-----------|-----------|
| ANNUAL       | 71,676.00 | 75,264.00 | 79,032.00 | 82,980.00 | 87,132.00 | 91,488.00 |
| MONTHLY      | 5,973.00  | 6,272.00  | 6,586.00  | 6,915.00  | 7,261.00  | 7,624.00  |
| BI-WEEKLY    | 2,756.77  | 2,894.77  | 3,039.69  | 3,191.54  | 3,351.23  | 3,518.77  |
| HOURLY       | 34.4596   | 36.1846   | 37.9962   | 39.8942   | 41.8904   | 43.9846   |
| Lgy Bonus 20 | 149.33    | 156.80    | 164.65    | 172.88    | 181.53    | 190.60    |
| Lgy Bonus 25 | 298.65    | 313.60    | 329.30    | 345.75    | 363.05    | 381.20    |
| Lgy Bonus 30 | 447.98    | 470.40    | 493.95    | 518.63    | 544.58    | 571.80    |

**116**

| STEP         | *1*       | *2*       | *3*       | *4*       | *5*       | *6*       |
|--------------|-----------|-----------|-----------|-----------|-----------|-----------|
| ANNUAL       | 73,464.00 | 77,136.00 | 80,988.00 | 85,032.00 | 89,280.00 | 93,744.00 |
| MONTHLY      | 6,122.00  | 6,428.00  | 6,749.00  | 7,086.00  | 7,440.00  | 7,812.00  |
| BI-WEEKLY    | 2,825.54  | 2,966.77  | 3,114.92  | 3,270.46  | 3,433.85  | 3,605.54  |
| HOURLY       | 35.3192   | 37.0846   | 38.9365   | 40.8808   | 42.9231   | 45.0692   |
| Lgy Bonus 20 | 153.05    | 160.70    | 168.73    | 177.15    | 186.00    | 195.30    |
| Lgy Bonus 25 | 306.10    | 321.40    | 337.45    | 354.30    | 372.00    | 390.60    |
| Lgy Bonus 30 | 459.15    | 482.10    | 506.18    | 531.45    | 558.00    | 585.90    |

**117 Transportation Operations Supervisor**

| STEP         | *1*       | *2*       | *3*       | *4*       | *5*       | *6*       |
|--------------|-----------|-----------|-----------|-----------|-----------|-----------|
| ANNUAL       | 75,300.00 | 79,068.00 | 83,016.00 | 87,168.00 | 91,524.00 | 96,096.00 |
| MONTHLY      | 6,275.00  | 6,589.00  | 6,918.00  | 7,264.00  | 7,627.00  | 8,008.00  |
| BI-WEEKLY    | 2,896.15  | 3,041.08  | 3,192.92  | 3,352.62  | 3,520.15  | 3,696.00  |
| HOURLY       | 36.2019   | 38.0135   | 39.9115   | 41.9077   | 44.0019   | 46.2000   |
| Lgy Bonus 20 | 156.88    | 164.73    | 172.95    | 181.60    | 190.68    | 200.20    |
| Lgy Bonus 25 | 313.75    | 329.45    | 345.90    | 363.20    | 381.35    | 400.40    |
| Lgy Bonus 30 | 470.63    | 494.18    | 518.85    | 544.80    | 572.03    | 600.60    |

**118 Administrative Management Analyst I**

| STEP         | *1*       | *2*       | *3*       | *4*       | *5*       | *6*       |
|--------------|-----------|-----------|-----------|-----------|-----------|-----------|
| ANNUAL       | 77,184.00 | 81,048.00 | 85,104.00 | 89,364.00 | 93,828.00 | 98,520.00 |
| MONTHLY      | 6,432.00  | 6,754.00  | 7,092.00  | 7,447.00  | 7,819.00  | 8,210.00  |
| BI-WEEKLY    | 2,968.62  | 3,117.23  | 3,273.23  | 3,437.08  | 3,608.77  | 3,789.23  |
| HOURLY       | 37.1077   | 38.9654   | 40.9154   | 42.9635   | 45.1096   | 47.3654   |
| Lgy Bonus 20 | 160.80    | 168.85    | 177.30    | 186.18    | 195.48    | 205.25    |
| Lgy Bonus 25 | 321.60    | 337.70    | 354.60    | 372.35    | 390.95    | 410.50    |
| Lgy Bonus 30 | 482.40    | 506.55    | 531.90    | 558.53    | 586.43    | 615.75    |

**119 Accountant/Cost Accountant  
119 Facilities Maintenance Supervisor  
119 Fleet Maintenance Supervisor  
119 Recreation Services Manager**

**119 Transit Training and Safety Supervisor**

| STEP         | *1*       | *2*       | *3*       | *4*       | *5*       | *6*        |
|--------------|-----------|-----------|-----------|-----------|-----------|------------|
| ANNUAL       | 79,116.00 | 83,076.00 | 87,228.00 | 91,584.00 | 96,168.00 | 100,980.00 |
| MONTHLY      | 6,593.00  | 6,923.00  | 7,269.00  | 7,632.00  | 8,014.00  | 8,415.00   |
| BI-WEEKLY    | 3,042.92  | 3,195.23  | 3,354.92  | 3,522.46  | 3,698.77  | 3,883.85   |
| HOURLY       | 38.0365   | 39.9404   | 41.9365   | 44.0308   | 46.2346   | 48.5481    |
| Lgy Bonus 20 | 164.83    | 173.08    | 181.73    | 190.80    | 200.35    | 210.38     |
| Lgy Bonus 25 | 329.65    | 346.15    | 363.45    | 381.60    | 400.70    | 420.75     |
| Lgy Bonus 30 | 494.48    | 519.23    | 545.18    | 572.40    | 601.05    | 631.13     |

**120 Administrative Management Analyst II**

**120 Executive Office Assistant**

| STEP         | *1*       | *2*       | *3*       | *4*       | *5*       | *6*        |
|--------------|-----------|-----------|-----------|-----------|-----------|------------|
| ANNUAL       | 81,108.00 | 85,164.00 | 89,424.00 | 93,900.00 | 98,592.00 | 103,524.00 |
| MONTHLY      | 6,759.00  | 7,097.00  | 7,452.00  | 7,825.00  | 8,216.00  | 8,627.00   |
| BI-WEEKLY    | 3,119.54  | 3,275.54  | 3,439.38  | 3,611.54  | 3,792.00  | 3,981.69   |
| HOURLY       | 38.9942   | 40.9442   | 42.9923   | 45.1442   | 47.4000   | 49.7712    |
| Lgy Bonus 20 | 168.98    | 177.43    | 186.30    | 195.63    | 205.40    | 215.68     |
| Lgy Bonus 25 | 337.95    | 354.85    | 372.60    | 391.25    | 410.80    | 431.35     |
| Lgy Bonus 30 | 506.93    | 532.28    | 558.90    | 586.88    | 616.20    | 647.03     |

**121**

| STEP         | *1*       | *2*       | *3*       | *4*       | *5*        | *6*        |
|--------------|-----------|-----------|-----------|-----------|------------|------------|
| ANNUAL       | 83,136.00 | 87,288.00 | 91,656.00 | 96,240.00 | 101,052.00 | 106,104.00 |
| MONTHLY      | 6,928.00  | 7,274.00  | 7,638.00  | 8,020.00  | 8,421.00   | 8,842.00   |
| BI-WEEKLY    | 3,197.54  | 3,357.23  | 3,525.23  | 3,701.54  | 3,886.62   | 4,080.92   |
| HOURLY       | 39.9692   | 41.9654   | 44.0654   | 46.2692   | 48.5827    | 51.0115    |
| Lgy Bonus 20 | 173.20    | 181.85    | 190.95    | 200.50    | 210.53     | 221.05     |
| Lgy Bonus 25 | 346.40    | 363.70    | 381.90    | 401.00    | 421.05     | 442.10     |
| Lgy Bonus 30 | 519.60    | 545.55    | 572.85    | 601.50    | 631.58     | 663.15     |

**122 Senior Human Resources Analyst**

**122 Senior Planner**

| STEP         | *1*       | *2*       | *3*       | *4*       | *5*        | *6*        |
|--------------|-----------|-----------|-----------|-----------|------------|------------|
| ANNUAL       | 85,212.00 | 89,472.00 | 93,948.00 | 98,640.00 | 103,572.00 | 108,756.00 |
| MONTHLY      | 7,101.00  | 7,456.00  | 7,829.00  | 8,220.00  | 8,631.00   | 9,063.00   |
| BI-WEEKLY    | 3,277.38  | 3,441.23  | 3,613.38  | 3,793.85  | 3,983.54   | 4,182.92   |
| HOURLY       | 40.9673   | 43.0154   | 45.1673   | 47.4231   | 49.7942    | 52.2865    |
| Lgy Bonus 20 | 177.53    | 186.40    | 195.73    | 205.50    | 215.78     | 226.58     |
| Lgy Bonus 25 | 355.05    | 372.80    | 391.45    | 411.00    | 431.55     | 453.15     |
| Lgy Bonus 30 | 532.58    | 559.20    | 587.18    | 616.50    | 647.33     | 679.73     |

**123**

| STEP         | *1*       | *2*       | *3*       | *4*        | *5*        | *6*        |
|--------------|-----------|-----------|-----------|------------|------------|------------|
| ANNUAL       | 87,348.00 | 91,716.00 | 96,300.00 | 101,112.00 | 106,164.00 | 111,468.00 |
| MONTHLY      | 7,279.00  | 7,643.00  | 8,025.00  | 8,426.00   | 8,847.00   | 9,289.00   |
| BI-WEEKLY    | 3,359.54  | 3,527.54  | 3,703.85  | 3,888.92   | 4,083.23   | 4,287.23   |
| HOURLY       | 41.9942   | 44.0942   | 46.2981   | 48.6115    | 51.0404    | 53.5904    |
| Lgy Bonus 20 | 181.98    | 191.08    | 200.63    | 210.65     | 221.18     | 232.23     |
| Lgy Bonus 25 | 363.95    | 382.15    | 401.25    | 421.30     | 442.35     | 464.45     |
| Lgy Bonus 30 | 545.93    | 573.23    | 601.88    | 631.95     | 663.53     | 696.68     |

**124 Senior Administrative Analyst**

| STEP         | *1*       | *2*       | *3*       | *4*        | *5*        | *6*        |
|--------------|-----------|-----------|-----------|------------|------------|------------|
| ANNUAL       | 89,520.00 | 93,996.00 | 98,700.00 | 103,632.00 | 108,816.00 | 114,252.00 |
| MONTHLY      | 7,460.00  | 7,833.00  | 8,225.00  | 8,636.00   | 9,068.00   | 9,521.00   |
| BI-WEEKLY    | 3,443.08  | 3,615.23  | 3,796.15  | 3,985.85   | 4,185.23   | 4,394.31   |
| HOURLY       | 43.0385   | 45.1904   | 47.4519   | 49.8231    | 52.3154    | 54.9288    |
| Lgy Bonus 20 | 186.50    | 195.83    | 205.63    | 215.90     | 226.70     | 238.03     |
| Lgy Bonus 25 | 373.00    | 391.65    | 411.25    | 431.80     | 453.40     | 476.05     |
| Lgy Bonus 30 | 559.50    | 587.48    | 616.88    | 647.70     | 680.10     | 714.08     |

**125**

| STEP         | *1*       | *2*       | *3*        | *4*        | *5*        | *6*        |
|--------------|-----------|-----------|------------|------------|------------|------------|
| ANNUAL       | 91,764.00 | 96,348.00 | 101,160.00 | 106,224.00 | 111,540.00 | 117,120.00 |
| MONTHLY      | 7,647.00  | 8,029.00  | 8,430.00   | 8,852.00   | 9,295.00   | 9,760.00   |
| BI-WEEKLY    | 3,529.38  | 3,705.69  | 3,890.77   | 4,085.54   | 4,290.00   | 4,504.62   |
| HOURLY       | 44.1173   | 46.3212   | 48.6346    | 51.0692    | 53.6250    | 56.3077    |
| Lgy Bonus 20 | 191.18    | 200.73    | 210.75     | 221.30     | 232.38     | 244.00     |
| Lgy Bonus 25 | 382.35    | 401.45    | 421.50     | 442.60     | 464.75     | 488.00     |
| Lgy Bonus 30 | 573.53    | 602.18    | 632.25     | 663.90     | 697.13     | 732.00     |

**126 Administrative Services Manager****126 Community Development Manager****126 Economic Development Manager****123 Family Child Care Manager****126 Recreation & Human Services Superintendent****126 Transportation Administrative Manager**

| STEP         | *1*       | *2*       | *3*        | *4*        | *5*        | *6*        |
|--------------|-----------|-----------|------------|------------|------------|------------|
| ANNUAL       | 94,056.00 | 98,760.00 | 103,704.00 | 108,888.00 | 114,336.00 | 120,048.00 |
| MONTHLY      | 7,838.00  | 8,230.00  | 8,642.00   | 9,074.00   | 9,528.00   | 10,004.00  |
| BI-WEEKLY    | 3,617.54  | 3,798.46  | 3,988.62   | 4,188.00   | 4,397.54   | 4,617.23   |
| HOURLY       | 45.2192   | 47.4808   | 49.8577    | 52.3500    | 54.9692    | 57.7154    |
| Lgy Bonus 20 | 195.95    | 205.75    | 216.05     | 226.85     | 238.20     | 250.10     |
| Lgy Bonus 25 | 391.90    | 411.50    | 432.10     | 453.70     | 476.40     | 500.20     |
| Lgy Bonus 30 | 587.85    | 617.25    | 648.15     | 680.55     | 714.60     | 750.30     |

|              |            |            |            |            |            |            |
|--------------|------------|------------|------------|------------|------------|------------|
|              | <b>127</b> |            |            |            |            |            |
| STEP         | <b>*1*</b> | <b>*2*</b> | <b>*3*</b> | <b>*4*</b> | <b>*5*</b> | <b>*6*</b> |
| ANNUAL       | 96,408.00  | 101,232.00 | 106,296.00 | 111,612.00 | 117,192.00 | 123,048.00 |
| MONTHLY      | 8,034.00   | 8,436.00   | 8,858.00   | 9,301.00   | 9,766.00   | 10,254.00  |
| BI-WEEKLY    | 3,708.00   | 3,893.54   | 4,088.31   | 4,292.77   | 4,507.38   | 4,732.62   |
| HOURLY       | 46.3500    | 48.6692    | 51.1038    | 53.6596    | 56.3423    | 59.1577    |
| Lgy Bonus 20 | 200.85     | 210.90     | 221.45     | 232.53     | 244.15     | 256.35     |
| Lgy Bonus 25 | 401.70     | 421.80     | 442.90     | 465.05     | 488.30     | 512.70     |
| Lgy Bonus 30 | 602.55     | 632.70     | 664.35     | 697.58     | 732.45     | 769.05     |

**128 Equipment Maintenance Superintendent**  
**128 Finance and Administrative Services Manager**  
**128 Financial Services Manager**  
**128 Transit Maintenance Manager**

|              |            |            |            |            |            |            |
|--------------|------------|------------|------------|------------|------------|------------|
| STEP         | <b>*1*</b> | <b>*2*</b> | <b>*3*</b> | <b>*4*</b> | <b>*5*</b> | <b>*6*</b> |
| ANNUAL       | 98,808.00  | 103,752.00 | 108,936.00 | 114,384.00 | 120,108.00 | 126,108.00 |
| MONTHLY      | 8,234.00   | 8,646.00   | 9,078.00   | 9,532.00   | 10,009.00  | 10,509.00  |
| BI-WEEKLY    | 3,800.31   | 3,990.46   | 4,189.85   | 4,399.38   | 4,619.54   | 4,850.31   |
| HOURLY       | 47.5038    | 49.8808    | 52.3731    | 54.9923    | 57.7442    | 60.6288    |
| Lgy Bonus 20 | 205.85     | 216.15     | 226.95     | 238.30     | 250.23     | 262.73     |
| Lgy Bonus 25 | 411.70     | 432.30     | 453.90     | 476.60     | 500.45     | 525.45     |
| Lgy Bonus 30 | 617.55     | 648.45     | 680.85     | 714.90     | 750.68     | 788.18     |

|              |            |            |            |            |            |            |
|--------------|------------|------------|------------|------------|------------|------------|
|              | <b>129</b> |            |            |            |            |            |
| STEP         | <b>*1*</b> | <b>*2*</b> | <b>*3*</b> | <b>*4*</b> | <b>*5*</b> | <b>*6*</b> |
| ANNUAL       | 101,292.00 | 106,356.00 | 111,672.00 | 117,252.00 | 123,120.00 | 129,276.00 |
| MONTHLY      | 8,441.00   | 8,863.00   | 9,306.00   | 9,771.00   | 10,260.00  | 10,773.00  |
| BI-WEEKLY    | 3,895.85   | 4,090.62   | 4,295.08   | 4,509.69   | 4,735.38   | 4,972.15   |
| HOURLY       | 48.6981    | 51.1327    | 53.6885    | 56.3712    | 59.1923    | 62.1519    |
| Lgy Bonus 20 | 211.03     | 221.58     | 232.65     | 244.28     | 256.50     | 269.33     |
| Lgy Bonus 25 | 422.05     | 443.15     | 465.30     | 488.55     | 513.00     | 538.65     |
| Lgy Bonus 30 | 633.08     | 664.73     | 697.95     | 732.83     | 769.50     | 807.98     |

**130 Accounting/Finance Manager**  
**130 Information Technology Manager**  
**130 Park Maintenance Superintendent**  
**130 Recreation Program Administrator**  
**130 Street Maintenance Superintendent**

|              |            |            |            |            |            |            |
|--------------|------------|------------|------------|------------|------------|------------|
| STEP         | <b>*1*</b> | <b>*2*</b> | <b>*3*</b> | <b>*4*</b> | <b>*5*</b> | <b>*6*</b> |
| ANNUAL       | 103,824.00 | 109,020.00 | 114,468.00 | 120,192.00 | 126,204.00 | 132,516.00 |
| MONTHLY      | 8,652.00   | 9,085.00   | 9,539.00   | 10,016.00  | 10,517.00  | 11,043.00  |
| BI-WEEKLY    | 3,993.23   | 4,193.08   | 4,402.62   | 4,622.77   | 4,854.00   | 5,096.77   |
| HOURLY       | 49.9154    | 52.4135    | 55.0327    | 57.7846    | 60.6750    | 63.7096    |
| Lgy Bonus 20 | 216.30     | 227.13     | 238.48     | 250.40     | 262.93     | 276.08     |
| Lgy Bonus 25 | 432.60     | 454.25     | 476.95     | 500.80     | 525.85     | 552.15     |
| Lgy Bonus 30 | 648.90     | 681.38     | 715.43     | 751.20     | 788.78     | 828.23     |

**131 Plan Check Engineer  
131 Transit Operations Manager**

| STEP         | *1*        | *2*        | *3*        | *4*        | *5*        | *6*        |
|--------------|------------|------------|------------|------------|------------|------------|
| ANNUAL       | 106,416.00 | 111,732.00 | 117,324.00 | 123,192.00 | 129,348.00 | 135,816.00 |
| MONTHLY      | 8,868.00   | 9,311.00   | 9,777.00   | 10,266.00  | 10,779.00  | 11,318.00  |
| BI-WEEKLY    | 4,092.92   | 4,297.38   | 4,512.46   | 4,738.15   | 4,974.92   | 5,223.69   |
| HOURLY       | 51.1615    | 53.7173    | 56.4058    | 59.2269    | 62.1865    | 65.2962    |
| Lgy Bonus 20 | 221.70     | 232.78     | 244.43     | 256.65     | 269.48     | 282.95     |
| Lgy Bonus 25 | 443.40     | 465.55     | 488.85     | 513.30     | 538.95     | 565.90     |
| Lgy Bonus 30 | 665.10     | 698.33     | 733.28     | 769.95     | 808.43     | 848.85     |

**132 FCC Therapist/Trainer II**

| STEP         | *1*        | *2*        | *3*        | *4*        | *5*        | *6*        |
|--------------|------------|------------|------------|------------|------------|------------|
| ANNUAL       | 109,068.00 | 114,516.00 | 120,240.00 | 126,252.00 | 132,564.00 | 139,188.00 |
| MONTHLY      | 9,089.00   | 9,543.00   | 10,020.00  | 10,521.00  | 11,047.00  | 11,599.00  |
| BI-WEEKLY    | 4,194.92   | 4,404.46   | 4,624.62   | 4,855.85   | 5,098.62   | 5,353.38   |
| HOURLY       | 52.4365    | 55.0558    | 57.8077    | 60.6981    | 63.7327    | 66.9173    |
| Lgy Bonus 20 | 227.23     | 238.58     | 250.50     | 263.03     | 276.18     | 289.98     |
| Lgy Bonus 25 | 454.45     | 477.15     | 501.00     | 526.05     | 552.35     | 579.95     |
| Lgy Bonus 30 | 681.68     | 715.73     | 751.50     | 789.08     | 828.53     | 869.93     |

**133 Human Resources Manager**

| STEP         | *1*        | *2*        | *3*        | *4*        | *5*        | *6*        |
|--------------|------------|------------|------------|------------|------------|------------|
| ANNUAL       | 111,804.00 | 117,396.00 | 123,264.00 | 129,432.00 | 135,900.00 | 142,692.00 |
| MONTHLY      | 9,317.00   | 9,783.00   | 10,272.00  | 10,786.00  | 11,325.00  | 11,891.00  |
| BI-WEEKLY    | 4,300.15   | 4,515.23   | 4,740.92   | 4,978.15   | 5,226.92   | 5,488.15   |
| HOURLY       | 53.7519    | 56.4404    | 59.2615    | 62.2269    | 65.3365    | 68.6019    |
| Lgy Bonus 20 | 232.93     | 244.58     | 256.80     | 269.65     | 283.13     | 297.28     |
| Lgy Bonus 25 | 465.85     | 489.15     | 513.60     | 539.30     | 566.25     | 594.55     |
| Lgy Bonus 30 | 698.78     | 733.73     | 770.40     | 808.95     | 849.38     | 891.83     |

**134 Assistant to the City Manager  
134 Transit Administrative Officer**

| STEP         | *1*        | *2*        | *3*        | *4*        | *5*        | *6*        |
|--------------|------------|------------|------------|------------|------------|------------|
| ANNUAL       | 114,588.00 | 120,312.00 | 126,324.00 | 132,636.00 | 139,272.00 | 146,232.00 |
| MONTHLY      | 9,549.00   | 10,026.00  | 10,527.00  | 11,053.00  | 11,606.00  | 12,186.00  |
| BI-WEEKLY    | 4,407.23   | 4,627.38   | 4,858.62   | 5,101.38   | 5,356.62   | 5,624.31   |
| HOURLY       | 55.0904    | 57.8423    | 60.7327    | 63.7673    | 66.9577    | 70.3038    |
| Lgy Bonus 20 | 238.73     | 250.65     | 263.18     | 276.33     | 290.15     | 304.65     |
| Lgy Bonus 25 | 477.45     | 501.30     | 526.35     | 552.65     | 580.30     | 609.30     |
| Lgy Bonus 30 | 716.18     | 751.95     | 789.53     | 828.98     | 870.45     | 913.95     |

**135**

| STEP      | *1*        | *2*        | *3*        | *4*        | *5*        | *6*        |
|-----------|------------|------------|------------|------------|------------|------------|
| ANNUAL    | 117,456.00 | 123,324.00 | 129,492.00 | 135,972.00 | 142,776.00 | 149,916.00 |
| MONTHLY   | 9,788.00   | 10,277.00  | 10,791.00  | 11,331.00  | 11,898.00  | 12,493.00  |
| BI-WEEKLY | 4,517.54   | 4,743.23   | 4,980.46   | 5,229.69   | 5,491.38   | 5,766.00   |
| HOURLY    | 56.4692    | 59.2904    | 62.2558    | 65.3712    | 68.6423    | 72.0750    |

|              |        |        |        |        |        |        |
|--------------|--------|--------|--------|--------|--------|--------|
| Lgy Bonus 20 | 244.70 | 256.93 | 269.78 | 283.28 | 297.45 | 312.33 |
| Lgy Bonus 25 | 489.40 | 513.85 | 539.55 | 566.55 | 594.90 | 624.65 |
| Lgy Bonus 30 | 734.10 | 770.78 | 809.33 | 849.83 | 892.35 | 936.98 |

**136**

| STEP      | *1*        | *2*        | *3*        | *4*        | *5*        | *6*        |
|-----------|------------|------------|------------|------------|------------|------------|
| ANNUAL    | 120,396.00 | 126,420.00 | 132,744.00 | 139,380.00 | 146,352.00 | 153,672.00 |
| MONTHLY   | 10,033.00  | 10,535.00  | 11,062.00  | 11,615.00  | 12,196.00  | 12,806.00  |
| BI-WEEKLY | 4,630.62   | 4,862.31   | 5,105.54   | 5,360.77   | 5,628.92   | 5,910.46   |
| HOURLY    | 57.8827    | 60.7788    | 63.8192    | 67.0096    | 70.3615    | 73.8808    |

|              |        |        |        |        |        |        |
|--------------|--------|--------|--------|--------|--------|--------|
| Lgy Bonus 20 | 250.83 | 263.38 | 276.55 | 290.38 | 304.90 | 320.15 |
| Lgy Bonus 25 | 501.65 | 526.75 | 553.10 | 580.75 | 609.80 | 640.30 |
| Lgy Bonus 30 | 752.48 | 790.13 | 829.65 | 871.13 | 914.70 | 960.45 |

**137**

| STEP      | *1*        | *2*        | *3*        | *4*        | *5*        | *6*        |
|-----------|------------|------------|------------|------------|------------|------------|
| ANNUAL    | 123,408.00 | 129,576.00 | 136,056.00 | 142,860.00 | 150,000.00 | 157,500.00 |
| MONTHLY   | 10,284.00  | 10,798.00  | 11,338.00  | 11,905.00  | 12,500.00  | 13,125.00  |
| BI-WEEKLY | 4,746.46   | 4,983.69   | 5,232.92   | 5,494.62   | 5,769.23   | 6,057.69   |
| HOURLY    | 59.3308    | 62.2962    | 65.4115    | 68.6827    | 72.1154    | 75.7212    |

|              |        |        |        |        |        |        |
|--------------|--------|--------|--------|--------|--------|--------|
| Lgy Bonus 20 | 257.10 | 269.95 | 283.45 | 297.63 | 312.50 | 328.13 |
| Lgy Bonus 25 | 514.20 | 539.90 | 566.90 | 595.25 | 625.00 | 656.25 |
| Lgy Bonus 30 | 771.30 | 809.85 | 850.35 | 892.88 | 937.50 | 984.38 |

**138 Principal Civil Engineer****138 Chief Fiscal Officer**

| STEP      | *1*        | *2*        | *3*        | *4*        | *5*        | *6*        |
|-----------|------------|------------|------------|------------|------------|------------|
| ANNUAL    | 126,492.00 | 132,816.00 | 139,452.00 | 146,424.00 | 153,744.00 | 161,436.00 |
| MONTHLY   | 10,541.00  | 11,068.00  | 11,621.00  | 12,202.00  | 12,812.00  | 13,453.00  |
| BI-WEEKLY | 4,865.08   | 5,108.31   | 5,363.54   | 5,631.69   | 5,913.23   | 6,209.08   |
| HOURLY    | 60.8135    | 63.8538    | 67.0442    | 70.3962    | 73.9154    | 77.6135    |

|              |        |        |        |        |        |         |
|--------------|--------|--------|--------|--------|--------|---------|
| Lgy Bonus 20 | 263.53 | 276.70 | 290.53 | 305.05 | 320.30 | 336.33  |
| Lgy Bonus 25 | 527.05 | 553.40 | 581.05 | 610.10 | 640.60 | 672.65  |
| Lgy Bonus 30 | 790.58 | 830.10 | 871.58 | 915.15 | 960.90 | 1008.98 |

**139**

| STEP         | *1*        | *2*        | *3*        | *4*        | *5*        | *6*        |
|--------------|------------|------------|------------|------------|------------|------------|
| ANNUAL       | 129,648.00 | 136,128.00 | 142,932.00 | 150,084.00 | 157,584.00 | 165,468.00 |
| MONTHLY      | 10,804.00  | 11,344.00  | 11,911.00  | 12,507.00  | 13,132.00  | 13,789.00  |
| BI-WEEKLY    | 4,986.46   | 5,235.69   | 5,497.38   | 5,772.46   | 6,060.92   | 6,364.15   |
| HOURLY       | 62.3308    | 65.4462    | 68.7173    | 72.1558    | 75.7615    | 79.5519    |
| Lgy Bonus 20 | 270.10     | 283.60     | 297.78     | 312.68     | 328.30     | 344.73     |
| Lgy Bonus 25 | 540.20     | 567.20     | 595.55     | 625.35     | 656.60     | 689.45     |
| Lgy Bonus 30 | 810.30     | 850.80     | 893.33     | 938.03     | 984.90     | 1034.18    |

**140**

| STEP         | *1*        | *2*        | *3*        | *4*        | *5*        | *6*        |
|--------------|------------|------------|------------|------------|------------|------------|
| ANNUAL       | 132,888.00 | 139,536.00 | 146,508.00 | 153,828.00 | 161,520.00 | 169,596.00 |
| MONTHLY      | 11,074.00  | 11,628.00  | 12,209.00  | 12,819.00  | 13,460.00  | 14,133.00  |
| BI-WEEKLY    | 5,111.08   | 5,366.77   | 5,634.92   | 5,916.46   | 6,212.31   | 6,522.92   |
| HOURLY       | 63.8885    | 67.0846    | 70.4365    | 73.9558    | 77.6538    | 81.5365    |
| Lgy Bonus 20 | 276.85     | 290.70     | 305.23     | 320.48     | 336.50     | 353.33     |
| Lgy Bonus 25 | 553.70     | 581.40     | 610.45     | 640.95     | 673.00     | 706.65     |
| Lgy Bonus 30 | 830.55     | 872.10     | 915.68     | 961.43     | 1009.50    | 1059.98    |

**141**

| STEP         | *1*        | *2*        | *3*        | *4*        | *5*        | *6*        |
|--------------|------------|------------|------------|------------|------------|------------|
| ANNUAL       | 136,212.00 | 143,028.00 | 150,180.00 | 157,692.00 | 165,576.00 | 173,856.00 |
| MONTHLY      | 11,351.00  | 11,919.00  | 12,515.00  | 13,141.00  | 13,798.00  | 14,488.00  |
| BI-WEEKLY    | 5,238.92   | 5,501.08   | 5,776.15   | 6,065.08   | 6,368.31   | 6,686.77   |
| HOURLY       | 65.4865    | 68.7635    | 72.2019    | 75.8135    | 79.6038    | 83.5846    |
| Lgy Bonus 20 | 283.78     | 297.98     | 312.88     | 328.53     | 344.95     | 362.20     |
| Lgy Bonus 25 | 567.55     | 595.95     | 625.75     | 657.05     | 689.90     | 724.40     |
| Lgy Bonus 30 | 851.33     | 893.93     | 938.63     | 985.58     | 1034.85    | 1086.60    |

**142**

| STEP         | *1*        | *2*        | *3*        | *4*        | *5*        | *6*        |
|--------------|------------|------------|------------|------------|------------|------------|
| ANNUAL       | 139,608.00 | 146,592.00 | 153,924.00 | 161,616.00 | 169,692.00 | 178,176.00 |
| MONTHLY      | 11,634.00  | 12,216.00  | 12,827.00  | 13,468.00  | 14,141.00  | 14,848.00  |
| BI-WEEKLY    | 5,369.54   | 5,638.15   | 5,920.15   | 6,216.00   | 6,526.62   | 6,852.92   |
| HOURLY       | 67.1192    | 70.4769    | 74.0019    | 77.7000    | 81.5827    | 85.6615    |
| Lgy Bonus 20 | 290.85     | 305.40     | 320.68     | 336.70     | 353.53     | 371.20     |
| Lgy Bonus 25 | 581.70     | 610.80     | 641.35     | 673.40     | 707.05     | 742.40     |
| Lgy Bonus 30 | 872.55     | 916.20     | 962.03     | 1010.10    | 1060.58    | 1113.60    |

**143**

| STEP         | *1*        | *2*        | *3*        | *4*        | *5*        | *6*        |
|--------------|------------|------------|------------|------------|------------|------------|
| ANNUAL       | 143,100.00 | 150,252.00 | 157,764.00 | 165,648.00 | 173,928.00 | 182,628.00 |
| MONTHLY      | 11,925.00  | 12,521.00  | 13,147.00  | 13,804.00  | 14,494.00  | 15,219.00  |
| BI-WEEKLY    | 5,503.85   | 5,778.92   | 6,067.85   | 6,371.08   | 6,689.54   | 7,024.15   |
| HOURLY       | 68.7981    | 72.2365    | 75.8481    | 79.6385    | 83.6192    | 87.8019    |
| Lgy Bonus 20 | 298.13     | 313.03     | 328.68     | 345.10     | 362.35     | 380.48     |
| Lgy Bonus 25 | 596.25     | 626.05     | 657.35     | 690.20     | 724.70     | 760.95     |
| Lgy Bonus 30 | 894.38     | 939.08     | 986.03     | 1035.30    | 1087.05    | 1141.43    |

**144**

| STEP         | *1*        | *2*        | *3*        | *4*        | *5*        | *6*        |
|--------------|------------|------------|------------|------------|------------|------------|
| ANNUAL       | 146,676.00 | 154,008.00 | 161,712.00 | 169,800.00 | 178,296.00 | 187,212.00 |
| MONTHLY      | 12,223.00  | 12,834.00  | 13,476.00  | 14,150.00  | 14,858.00  | 15,601.00  |
| BI-WEEKLY    | 5,641.38   | 5,923.38   | 6,219.69   | 6,530.77   | 6,857.54   | 7,200.46   |
| HOURLY       | 70.5173    | 74.0423    | 77.7462    | 81.6346    | 85.7192    | 90.0058    |
| Lgy Bonus 20 | 305.58     | 320.85     | 336.90     | 353.75     | 371.45     | 390.03     |
| Lgy Bonus 25 | 611.15     | 641.70     | 673.80     | 707.50     | 742.90     | 780.05     |
| Lgy Bonus 30 | 916.73     | 962.55     | 1010.70    | 1061.25    | 1114.35    | 1170.08    |

**145**

| STEP         | *1*        | *2*        | *3*        | *4*        | *5*        | *6*        |
|--------------|------------|------------|------------|------------|------------|------------|
| ANNUAL       | 150,348.00 | 157,860.00 | 165,756.00 | 174,048.00 | 182,748.00 | 191,880.00 |
| MONTHLY      | 12,529.00  | 13,155.00  | 13,813.00  | 14,504.00  | 15,229.00  | 15,990.00  |
| BI-WEEKLY    | 5,782.62   | 6,071.54   | 6,375.23   | 6,694.15   | 7,028.77   | 7,380.00   |
| HOURLY       | 72.2827    | 75.8942    | 79.6904    | 83.6769    | 87.8596    | 92.2500    |
| Lgy Bonus 20 | 313.23     | 328.88     | 345.33     | 362.60     | 380.73     | 399.75     |
| Lgy Bonus 25 | 626.45     | 657.75     | 690.65     | 725.20     | 761.45     | 799.50     |
| Lgy Bonus 30 | 939.68     | 986.63     | 1035.98    | 1087.80    | 1142.18    | 1199.25    |

**146**

| STEP         | *1*        | *2*        | *3*        | *4*        | *5*        | *6*        |
|--------------|------------|------------|------------|------------|------------|------------|
| ANNUAL       | 154,104.00 | 161,808.00 | 169,896.00 | 178,392.00 | 187,308.00 | 196,668.00 |
| MONTHLY      | 12,842.00  | 13,484.00  | 14,158.00  | 14,866.00  | 15,609.00  | 16,389.00  |
| BI-WEEKLY    | 5,927.08   | 6,223.38   | 6,534.46   | 6,861.23   | 7,204.15   | 7,564.15   |
| HOURLY       | 74.0885    | 77.7923    | 81.6808    | 85.7654    | 90.0519    | 94.5519    |
| Lgy Bonus 20 | 321.05     | 337.10     | 353.95     | 371.65     | 390.23     | 409.73     |
| Lgy Bonus 25 | 642.10     | 674.20     | 707.90     | 743.30     | 780.45     | 819.45     |
| Lgy Bonus 30 | 963.15     | 1011.30    | 1061.85    | 1114.95    | 1170.68    | 1229.18    |

**147**

| STEP         | *1*        | *2*        | *3*        | *4*        | *5*        | *6*        |
|--------------|------------|------------|------------|------------|------------|------------|
| ANNUAL       | 157,956.00 | 165,852.00 | 174,144.00 | 182,856.00 | 192,000.00 | 201,600.00 |
| MONTHLY      | 13,163.00  | 13,821.00  | 14,512.00  | 15,238.00  | 16,000.00  | 16,800.00  |
| BI-WEEKLY    | 6,075.23   | 6,378.92   | 6,697.85   | 7,032.92   | 7,384.62   | 7,753.85   |
| HOURLY       | 75.9404    | 79.7365    | 83.7231    | 87.9115    | 92.3077    | 96.9231    |
| Lgy Bonus 20 | 329.08     | 345.53     | 362.80     | 380.95     | 400.00     | 420.00     |
| Lgy Bonus 25 | 658.15     | 691.05     | 725.60     | 761.90     | 800.00     | 840.00     |
| Lgy Bonus 30 | 987.23     | 1036.58    | 1088.40    | 1142.85    | 1200.00    | 1260.00    |

**148**

| STEP         | *1*        | *2*        | *3*        | *4*        | *5*        | *6*        |
|--------------|------------|------------|------------|------------|------------|------------|
| ANNUAL       | 161,916.00 | 170,016.00 | 178,512.00 | 187,440.00 | 196,812.00 | 206,652.00 |
| MONTHLY      | 13,493.00  | 14,168.00  | 14,876.00  | 15,620.00  | 16,401.00  | 17,221.00  |
| BI-WEEKLY    | 6,227.54   | 6,539.08   | 6,865.85   | 7,209.23   | 7,569.69   | 7,948.15   |
| HOURLY       | 77.8442    | 81.7385    | 85.8231    | 90.1154    | 94.6212    | 99.3519    |
| Lgy Bonus 20 | 337.33     | 354.20     | 371.90     | 390.50     | 410.03     | 430.53     |
| Lgy Bonus 25 | 674.65     | 708.40     | 743.80     | 781.00     | 820.05     | 861.05     |
| Lgy Bonus 30 | 1011.98    | 1062.60    | 1115.70    | 1171.50    | 1230.08    | 1291.58    |

**149**

| STEP         | *1*        | *2*        | *3*        | *4*        | *5*        | *6*        |
|--------------|------------|------------|------------|------------|------------|------------|
| ANNUAL       | 165,960.00 | 174,264.00 | 182,976.00 | 192,120.00 | 201,732.00 | 211,824.00 |
| MONTHLY      | 13,830.00  | 14,522.00  | 15,248.00  | 16,010.00  | 16,811.00  | 17,652.00  |
| BI-WEEKLY    | 6,383.08   | 6,702.46   | 7,037.54   | 7,389.23   | 7,758.92   | 8,147.08   |
| HOURLY       | 79.7885    | 83.7808    | 87.9692    | 92.3654    | 96.9865    | 101.8385   |
| Lgy Bonus 20 | 345.75     | 363.05     | 381.20     | 400.25     | 420.28     | 441.30     |
| Lgy Bonus 25 | 691.50     | 726.10     | 762.40     | 800.50     | 840.55     | 882.60     |
| Lgy Bonus 30 | 1037.25    | 1089.15    | 1143.60    | 1200.75    | 1260.83    | 1323.90    |

**150 Joint Powers Authority Accountant**

| STEP      | *1*        | *2* | *3* | *4* | *5* | *6* |
|-----------|------------|-----|-----|-----|-----|-----|
| ANNUAL    | 156,000.00 |     |     |     |     |     |
| MONTHLY   | 13,000.00  |     |     |     |     |     |
| BI-WEEKLY | 6,000.00   |     |     |     |     |     |
| HOURLY    | 75.0000    |     |     |     |     |     |

**200 Police Trainee**

| STEP      | *1*       | *2* | *3* | *4* | *5* | *6* |
|-----------|-----------|-----|-----|-----|-----|-----|
| ANNUAL    | 70,836.00 | -   | -   | -   | -   | -   |
| MONTHLY   | 5,903.00  | -   | -   | -   | -   | -   |
| BI-WEEKLY | 2,724.46  | -   | -   | -   | -   | -   |
| HOURLY    | 34.0558   | -   | -   | -   | -   | -   |

**201 Police Officer**

| STEP      | *1*       | *2*       | *3*       | *4*       | *5*        | *6*        |
|-----------|-----------|-----------|-----------|-----------|------------|------------|
| ANNUAL    | 83,340.00 | 87,504.00 | 91,884.00 | 96,480.00 | 101,304.00 | 106,368.00 |
| MONTHLY   | 6,945.00  | 7,292.00  | 7,657.00  | 8,040.00  | 8,442.00   | 8,864.00   |
| BI-WEEKLY | 3,205.38  | 3,365.54  | 3,534.00  | 3,710.77  | 3,896.31   | 4,091.08   |
| HOURLY    | 40.0673   | 42.0692   | 44.1750   | 46.3846   | 48.7038    | 51.1385    |

EDUCATIONAL INCENTIVE BONUS

|    |          |          |          |          |          |          |
|----|----------|----------|----------|----------|----------|----------|
| AA | 865.00   | 865.00   | 865.00   | 865.00   | 865.00   | 865.00   |
| BA | 1,381.00 | 1,381.00 | 1,381.00 | 1,381.00 | 1,381.00 | 1,381.00 |

|            |        |        |        |        |        |        |
|------------|--------|--------|--------|--------|--------|--------|
| SPECIALIST | 619.00 | 619.00 | 619.00 | 619.00 | 619.00 | 619.00 |
|------------|--------|--------|--------|--------|--------|--------|

|              |          |          |          |          |          |          |
|--------------|----------|----------|----------|----------|----------|----------|
| Lgy Bonus 7  | 365.00   | 365.00   | 365.00   | 365.00   | 365.00   | 365.00   |
| Lgy Bonus 12 | 520.00   | 520.00   | 520.00   | 520.00   | 520.00   | 520.00   |
| Lgy Bonus 20 | 867.25   | 884.60   | 902.85   | 922.00   | 942.10   | 963.20   |
| Lgy Bonus 26 | 1,214.50 | 1,249.20 | 1,285.70 | 1,324.00 | 1,364.20 | 1,406.40 |

**203 Police Sergeant**

| STEP      | *1*        | *2*        | *3*        | *4*        | *5*        | *6*        |
|-----------|------------|------------|------------|------------|------------|------------|
| ANNUAL    | 106,524.00 | 111,852.00 | 117,444.00 | 123,312.00 | 129,480.00 | 135,960.00 |
| MONTHLY   | 8,877.00   | 9,321.00   | 9,787.00   | 10,276.00  | 10,790.00  | 11,330.00  |
| BI-WEEKLY | 4,097.08   | 4,302.00   | 4,517.08   | 4,742.77   | 4,980.00   | 5,229.23   |
| HOURLY    | 51.2135    | 53.7750    | 56.4635    | 59.2846    | 62.2500    | 65.3654    |

EDUCATIONAL INCENTIVE BONUS

|    |          |          |          |          |          |          |
|----|----------|----------|----------|----------|----------|----------|
| AA | 1,005.00 | 1,005.00 | 1,005.00 | 1,005.00 | 1,005.00 | 1,005.00 |
| BA | 1,623.00 | 1,623.00 | 1,623.00 | 1,623.00 | 1,623.00 | 1,623.00 |

|                  |        |        |        |        |        |        |
|------------------|--------|--------|--------|--------|--------|--------|
| SPECIAL DUTY PAY | 420.00 | 420.00 | 420.00 | 420.00 | 420.00 | 420.00 |
|------------------|--------|--------|--------|--------|--------|--------|

|              |          |          |          |          |          |          |
|--------------|----------|----------|----------|----------|----------|----------|
| Lgy Bonus 7  | 326.00   | 326.00   | 326.00   | 326.00   | 326.00   | 326.00   |
| Lgy Bonus 12 | 520.00   | 520.00   | 520.00   | 520.00   | 520.00   | 520.00   |
| Lgy Bonus 20 | 963.85   | 986.05   | 1,009.35 | 1,033.80 | 1,059.50 | 1,086.50 |
| Lgy Bonus 26 | 1,407.70 | 1,452.10 | 1,498.70 | 1,547.60 | 1,599.00 | 1,653.00 |

**227 Police Lieutenant**

| STEP      | *1*        | *2*        | *3*        | *4*        | *5*        | *6*        |
|-----------|------------|------------|------------|------------|------------|------------|
| ANNUAL    | 142,740.00 | 149,880.00 | 157,380.00 | 165,252.00 | 173,520.00 | 182,196.00 |
| MONTHLY   | 11,895.00  | 12,490.00  | 13,115.00  | 13,771.00  | 14,460.00  | 15,183.00  |
| BI-WEEKLY | 5,490.00   | 5,764.62   | 6,053.08   | 6,355.85   | 6,673.85   | 7,007.54   |
| HOURLY    | 68.6250    | 72.0577    | 75.6635    | 79.4481    | 83.4231    | 87.5942    |

**EDUCATIONAL INCENTIVE BONUS**

|    |          |          |          |          |          |          |
|----|----------|----------|----------|----------|----------|----------|
| BA | 1,427.40 | 1,498.80 | 1,573.80 | 1,652.52 | 1,735.20 | 1,821.96 |
|----|----------|----------|----------|----------|----------|----------|

|                     |        |        |        |        |        |        |
|---------------------|--------|--------|--------|--------|--------|--------|
| CA POST Mgmt. Cert. | 594.75 | 624.50 | 655.75 | 688.55 | 723.00 | 759.15 |
|---------------------|--------|--------|--------|--------|--------|--------|

|              |        |        |        |        |        |        |
|--------------|--------|--------|--------|--------|--------|--------|
| Lgy Bonus 20 | 594.75 | 624.50 | 655.75 | 688.55 | 723.00 | 759.15 |
|--------------|--------|--------|--------|--------|--------|--------|

|              |          |          |          |          |          |          |
|--------------|----------|----------|----------|----------|----------|----------|
| Lgy Bonus 26 | 1,189.50 | 1,249.00 | 1,311.50 | 1,377.10 | 1,446.00 | 1,518.30 |
|--------------|----------|----------|----------|----------|----------|----------|

**231 Police Captain**

| STEP      | *1*        | *2*        | *3*        | *4*        | *5*        | *6*        |
|-----------|------------|------------|------------|------------|------------|------------|
| ANNUAL    | 169,704.00 | 178,188.00 | 187,092.00 | 196,452.00 | 206,280.00 | 216,600.00 |
| MONTHLY   | 14,142.00  | 14,849.00  | 15,591.00  | 16,371.00  | 17,190.00  | 18,050.00  |
| BI-WEEKLY | 6,527.08   | 6,853.38   | 7,195.85   | 7,555.85   | 7,933.85   | 8,330.77   |
| HOURLY    | 81.5885    | 85.6673    | 89.9481    | 94.4481    | 99.1731    | 104.1346   |

**EDUCATIONAL INCENTIVE BONUS**

|    |          |          |          |          |          |          |
|----|----------|----------|----------|----------|----------|----------|
| BA | 1,697.04 | 1,781.88 | 1,870.92 | 1,964.52 | 2,062.80 | 2,166.00 |
|----|----------|----------|----------|----------|----------|----------|

|                     |        |        |        |        |        |        |
|---------------------|--------|--------|--------|--------|--------|--------|
| CA POST Mgmt. Cert. | 707.10 | 742.45 | 779.55 | 818.55 | 859.50 | 902.50 |
|---------------------|--------|--------|--------|--------|--------|--------|

|              |        |        |        |        |        |        |
|--------------|--------|--------|--------|--------|--------|--------|
| Lgy Bonus 20 | 707.10 | 742.45 | 779.55 | 818.55 | 859.50 | 902.50 |
|--------------|--------|--------|--------|--------|--------|--------|

|              |          |          |          |          |          |          |
|--------------|----------|----------|----------|----------|----------|----------|
| Lgy Bonus 26 | 1,414.20 | 1,484.90 | 1,559.10 | 1,637.10 | 1,719.00 | 1,805.00 |
|--------------|----------|----------|----------|----------|----------|----------|

**232 Deputy Police Chief**

| STEP      | *1*        |
|-----------|------------|
| ANNUAL    | 227,436.00 |
| MONTHLY   | 18,953.00  |
| BI-WEEKLY | 8,747.54   |
| HOURLY    | 109.3442   |

**EDUCATIONAL INCENTIVE BONUS**

|    |          |
|----|----------|
| BA | 2,274.36 |
|----|----------|

|                     |        |
|---------------------|--------|
| CA POST Mgmt. Cert. | 947.65 |
|---------------------|--------|

|              |        |
|--------------|--------|
| Lgy Bonus 20 | 947.65 |
|--------------|--------|

|              |          |
|--------------|----------|
| Lgy Bonus 26 | 1,895.30 |
|--------------|----------|

**301 Mayor**

| STEP      | *1*       | *2* | *3* | *4* | *5* | *6* |
|-----------|-----------|-----|-----|-----|-----|-----|
| ANNUAL    | 11,400.00 |     |     |     |     |     |
| MONTHLY   | 950.00    |     |     |     |     |     |
| BI-WEEKLY | 438.46    |     |     |     |     |     |
| HOURLY    | 5.4808    |     |     |     |     |     |

**302 Councilmember**

| STEP      | *1*      | *2* | *3* | *4* | *5* | *6* |
|-----------|----------|-----|-----|-----|-----|-----|
| ANNUAL    | 7,800.00 |     |     |     |     |     |
| MONTHLY   | 650.00   |     |     |     |     |     |
| BI-WEEKLY | 300.00   |     |     |     |     |     |
| HOURLY    | 3.7500   |     |     |     |     |     |

**303 City Clerk**

| STEP      | *1*       | *2* | *3* | *4* | *5* | *6* |
|-----------|-----------|-----|-----|-----|-----|-----|
| ANNUAL    | 12,000.00 |     |     |     |     |     |
| MONTHLY   | 1,000.00  |     |     |     |     |     |
| BI-WEEKLY | 461.54    |     |     |     |     |     |
| HOURLY    | 5.7692    |     |     |     |     |     |

**304 City Treasurer**

| STEP      | *1*      | *2* | *3* | *4* | *5* | *6* |
|-----------|----------|-----|-----|-----|-----|-----|
| ANNUAL    | 6,000.00 |     |     |     |     |     |
| MONTHLY   | 500.00   |     |     |     |     |     |
| BI-WEEKLY | 230.77   |     |     |     |     |     |
| HOURLY    | 2.8846   |     |     |     |     |     |

**305 Youth Commissioner**

| STEP      | *1*    | *2* | *3* | *4* | *5* | *6* |
|-----------|--------|-----|-----|-----|-----|-----|
| ANNUAL    | 300.00 | -   | -   | -   | -   | -   |
| MONTHLY   | 25.00  | -   | -   | -   | -   | -   |
| BI-WEEKLY | 11.54  | -   | -   | -   | -   | -   |
| HOURLY    | 0.1442 | -   | -   | -   | -   | -   |

**306 Human Services Commissioner****306 Recreation Commissioner****306 Rent Mediation Board Member****306 Senior Citizens Commissioner**

| STEP      | *1*    | *2* | *3* | *4* | *5* | *6* |
|-----------|--------|-----|-----|-----|-----|-----|
| ANNUAL    | 600.00 | -   | -   | -   | -   | -   |
| MONTHLY   | 50.00  | -   | -   | -   | -   | -   |
| BI-WEEKLY | 23.08  | -   | -   | -   | -   | -   |
| HOURLY    | 0.2885 | -   | -   | -   | -   | -   |

**307**

| STEP      | *1*    | *2* | *3* | *4* | *5* | *6* |
|-----------|--------|-----|-----|-----|-----|-----|
| ANNUAL    | 900.00 | -   | -   | -   | -   | -   |
| MONTHLY   | 75.00  | -   | -   | -   | -   | -   |
| BI-WEEKLY | 34.62  | -   | -   | -   | -   | -   |
| HOURLY    | 0.4327 | -   | -   | -   | -   | -   |

**308 Planning Commissioner**

| STEP      | *1*      | *2* | *3* | *4* | *5* | *6* |
|-----------|----------|-----|-----|-----|-----|-----|
| ANNUAL    | 1,200.00 | -   | -   | -   | -   | -   |
| MONTHLY   | 100.00   | -   | -   | -   | -   | -   |
| BI-WEEKLY | 46.15    | -   | -   | -   | -   | -   |
| HOURLY    | 0.5769   | -   | -   | -   | -   | -   |

**330 Department Heads**

| STEP      | *1*        | *2*        | *3*        | *4*        | *5*        | *6*        |
|-----------|------------|------------|------------|------------|------------|------------|
| ANNUAL    | 157,248.00 | 165,108.00 | 173,364.00 | 182,028.00 | 196,128.00 | 200,904.00 |
| MONTHLY   | 13,104.00  | 13,759.00  | 14,447.00  | 15,169.00  | 16,344.00  | 16,742.00  |
| BI-WEEKLY | 6,048.00   | 6,350.31   | 6,667.85   | 7,001.08   | 7,543.38   | 7,727.08   |
| HOURLY    | 75.6000    | 79.3788    | 83.3481    | 87.5135    | 94.2923    | 96.5885    |

|              |        |         |         |         |         |         |
|--------------|--------|---------|---------|---------|---------|---------|
| Lgy Bonus 20 | 327.60 | 343.98  | 361.18  | 379.23  | 408.60  | 418.55  |
| Lgy Bonus 25 | 655.20 | 687.95  | 722.35  | 758.45  | 817.20  | 837.10  |
| Lgy Bonus 30 | 982.80 | 1031.93 | 1083.53 | 1137.68 | 1225.80 | 1255.65 |

**339 Assistant City Manager**

| STEP      | *1*        | *2*        | *3*        | *4*        | *5*        | *6*        |
|-----------|------------|------------|------------|------------|------------|------------|
| ANNUAL    | 164,400.00 | 172,620.00 | 181,248.00 | 190,308.00 | 199,824.00 | 209,820.00 |
| MONTHLY   | 13,700.00  | 14,385.00  | 15,104.00  | 15,859.00  | 16,652.00  | 17,485.00  |
| BI-WEEKLY | 6,323.08   | 6,639.23   | 6,971.08   | 7,319.54   | 7,685.54   | 8,070.00   |
| HOURLY    | 79.0385    | 82.9904    | 87.1385    | 91.4942    | 96.0692    | 100.8750   |

**340 Police Chief**

| STEP      | *1*        |
|-----------|------------|
| ANNUAL    | 238,808.00 |
| MONTHLY   | 19,900.67  |
| BI-WEEKLY | 9,184.92   |
| HOURLY    | 114.8116   |

|                   |          |
|-------------------|----------|
| Edu Incentive Pay | 2,388.08 |
|-------------------|----------|

|                     |        |
|---------------------|--------|
| CA POST Mgmt. Cert. | 995.03 |
|---------------------|--------|

|              |          |
|--------------|----------|
| Lgy Bonus 26 | 1,990.07 |
|--------------|----------|

**350 City Manager**

| STEP      | *1*        |
|-----------|------------|
| ANNUAL    | 285,300.00 |
| MONTHLY   | 23,775.00  |
| BI-WEEKLY | 10,973.08  |
| HOURLY    | 137.1635   |



# City of Gardena

## City Council Meeting

### AGENDA REPORT SUMMARY

Agenda Item No. 5. D. ( 2 )

Department: CONSENT  
CALENDAR

Meeting Date: 1/14/2020

Resolution No. 6428

TO: THE HONORABLE MAYOR AND CITY COUNCIL

**AGENDA TITLE:** RESOLUTION NO. 6428, AMENDING THE LIST OF AUTHORIZED GAMES AND AUTHORIZING THE PLAY OF CERTAIN GAMES IN LICENSED CARD CLUBS

|                                                                                                                                                                                                                                                                                                                                                                                                                                                                                                                                                                                                                                                                                                                                                                                                                                                                                                       |                            |
|-------------------------------------------------------------------------------------------------------------------------------------------------------------------------------------------------------------------------------------------------------------------------------------------------------------------------------------------------------------------------------------------------------------------------------------------------------------------------------------------------------------------------------------------------------------------------------------------------------------------------------------------------------------------------------------------------------------------------------------------------------------------------------------------------------------------------------------------------------------------------------------------------------|----------------------------|
| <b><u>COUNCIL ACTION REQUIRED:</u></b>                                                                                                                                                                                                                                                                                                                                                                                                                                                                                                                                                                                                                                                                                                                                                                                                                                                                | <b><u>Action Taken</u></b> |
| <ul style="list-style-type: none"><li>• Adopt Resolution No. 6428</li></ul>                                                                                                                                                                                                                                                                                                                                                                                                                                                                                                                                                                                                                                                                                                                                                                                                                           |                            |
| <b><u>STAFF SUMMARY:</u></b><br><br>Staff respectfully recommends that the City Council adopt Resolution No. 6428 which amends the current list of authorized games and authorizes the play of certain games in licensed card clubs.<br><br>On December 5, 2019 Hustler Casino received written approval from the State of California Department of Justice, Bureau of Gambling Control to begin offering the gaming activity, <i>Super Stud Poker Progressive Jackpot</i> , for play at their club.<br><br>On December 11, 2019, the Lucky Lady Casino received written approval from the State of California Department of Justice, Bureau of Gambling Control to begin offering the gaming activity, <i>Special Events Player Rewards</i> , for play at their club.<br><br>This approval by the State of California is subject to the adoption of a formal resolution by the Gardena City Council. |                            |
| <b><u>FINANCIAL IMPACT/COST:</u></b><br><br>None                                                                                                                                                                                                                                                                                                                                                                                                                                                                                                                                                                                                                                                                                                                                                                                                                                                      |                            |
| <b><u>ATTACHMENT:</u></b><br><br>1) Resolution No. 6428<br>2) Copies of Letters from the Department of Justice, Bureau of Gambling Control, approving the Modified California Games Collection Rates and providing details of same.                                                                                                                                                                                                                                                                                                                                                                                                                                                                                                                                                                                                                                                                   |                            |
| Submitted by: <u>Clint Osorio</u> , Clint Osorio, City Manager Date: <u>1/14/20</u>                                                                                                                                                                                                                                                                                                                                                                                                                                                                                                                                                                                                                                                                                                                                                                                                                   |                            |

## **RESOLUTION NO. 6428**

### **A RESOLUTION OF THE CITY COUNCIL OF THE CITY OF GARDENA, CALIFORNIA, AMENDING THE LIST OF AUTHORIZED GAMES AND AUTHORIZING THE PLAY OF CERTAIN GAMES IN LICENSED CARD CLUBS**

**WHEREAS**, Gardena Municipal Code Section 5.24.430 provides that licensed card clubs in the City of Gardena ("City") may play any game permitted under state law which is also permitted by resolution of the City Council; and

**WHEREAS**, the City Council approved those certain games to be played in licensed card clubs as listed in Resolution No. 6419; and

**WHEREAS**, from time to time licensed card clubs in the City have filed rules of play and requested authorization pursuant to Gardena Municipal Code Section 5.24.430 to play other games not previously listed and approved by City Council Resolution.

**NOW, THEREFORE, THE CITY COUNCIL OF THE CITY OF GARDENA, CALIFORNIA, DOES HEREBY RESOLVE, DECLARE AND DETERMINE AS FOLLOWS:**

**SECTION 1.** That **Super Stud Poker Progressive Jackpot and Special Events Player Rewards**, offered in connection with authorized Poker Section and Promotional Games and played in accordance with the rules approved by the Bureau of Gambling Control on December 5, 2019 and December 11, 2019, shall be permitted to be played in licensed card clubs in the City. The list of all such approved and permitted games is as follows:

#### **POKER SECTION**

2 WAY WINNER  
5 CARD STUD  
6 CARD STUD  
7 CARD HI LO SPLIT  
7 CARD STUD  
7 CARRD STUD HI-LO REGULAR  
21<sup>st</sup> CENTURY BACCARAT  
21<sup>st</sup> CENTURY BACCARAT 9.0  
21<sup>st</sup> CENTURY LUCKY 7 BACCARAT  
BADACEY  
BADEUCEY  
BADUGI  
BIG O HIGH-LOW SPLIT  
BLACKJACK JACKPOT  
BLAZING SEVENS JACKPOT PROGRESSIVE  
BUSTER BLACK JACK BONUS BET  
CALIFORNIA HIGH DRAW OPEN BLIND  
CARIBBEAN STUD POKER  
CRAZY PINEAPPLE  
DOUBLE BOARD OMAHA

DRAGON BONUS BACCARAT- COMMISSION  
FREE  
DRAW  
DRAWMAHA ACE-TO-FIVE  
DRAWMAHA HI  
EASY POKER  
EASY POKER BONUS BET  
EZ BACCARAT  
EZ BACCARAT MODIFICATION  
HI LO DECLARE  
HOLDEM  
HOLDEM HI LO  
HUSTLER CASINO POKER ROOM MEGA-  
PROGRESSIVE JACKPOT  
JACKPOT POKER  
JACKS BACK HI LO  
KANSAS CITY LOWBALL DEUCE TO SEVEN  
LET IT RIDE BONUS  
LOWBALL  
LOWBALL DRAW WINNER LEAVE IT IN  
MEXICAN POKER

**Resolution No. 6428**  
**AMENDING THE LIST OF AUTHORIZED GAMES**  
**AND AUTHORIZING THE PLAY OF CERTAIN GAMES IN LICENSED CARD CLUBS**

OMAHA AND POT LIMIT  
OMAHA HI  
OMAHA HI LO  
OMAHA HI LO SPLIT  
OMAHA AND POT LIMIT  
OPEN FACE CHINESE POKER  
PAN  
PINEAPPLE  
POCKET ACES CRACKED  
POKER PAYS TO PLAY  
RAZZ  
RAZZDACEY  
RAZZDEUCEY  
SEVEN CARD STUD  
SEVEN CARD STUD HIGH-LOW SPLIT  
SHORT DECK HOLD'EM  
SUPER 7 CARD STUD  
SUPER 7 CARD STUD HI/LO

SUPER 7 CARD STUD HI/LO REGULAR  
SUPER 9 JACKPOT  
SUPER RAZZ  
SUPER RAZZDACEY  
SUPER RAZZDEUCEY  
SUPER STUD POKER PROGRESSIVE JACKPOT  
SUPER 7 CARD STUD HI/LO REGULAR  
TABLE TOP JOKER POKER  
TEXAS HOLD'EM  
TEXAS STUD POKER  
THREE CARD POKER  
THREE CARD POKER 6 CARD BONUS  
THREE CARD POKER PROGRESSIVE JACKPOT  
TRIPLE ACES II  
TRIPS  
ULTIMATE TEXAS HOLD'EM  
ULTIMATE TEXAS HOLD'EM PROGRESSIVE  
JACKPOT

**ASIAN SECTION**

13 CARD  
21<sup>ST</sup> CENTURY BLACKJACK 5.1 [Modified]  
ASIAN STUD  
BACCARAT  
BLACKJACK JOKERS  
BONANZA PAI GOW TILES  
CALIFORNIA ACES  
CALIFORNIA BLACKJACK  
CASINO WAR  
CENTURY21  
CRAZY 4 POKER  
EO11  
FUNTAZEE 21  
FORTUNE PAI GOW POKER  
FORTUNE PAI GOW POKER PROGRESSIVE  
JACKPOT  
LUCKY MOON  
MAHJONG  
MISSISSIPPI STUD 3 CARD BONUS

MONSTER & BUSTER PAI GOW POKER  
NO BUST BLACKJACK  
NO BUST 21<sup>ST</sup> CENTURY BLACKJACK 4.0A  
[Modified]  
NO BUST 21<sup>ST</sup> CENTURY BLACKJACK 4.0B  
[Modified]  
NO BUST 21<sup>ST</sup> CENTURY BLACKJACK 6.2  
PAI GOW GOLD DESIGNATED HAND  
PROMOTION  
PAI GOW GOLD PROGRESSIVE JACKPOT  
PAI GOW POKER  
PAI GOW POKER JACKPOT  
PAI GOW TILES  
PAN NINE  
PAN NINE GOLD  
SUPER PAN 9 MODIFICATION  
TEXAS PAI GOW  
TRIPLE PLAY  
ZOOBAC

**PROMOTIONAL GAMES**

BONUS CHIP PROMOTION  
CALIFORNIA GAMES PROMOTIONAL CHIPS  
PROMOTION

EZ BACCARAT PROGRESSIVE JACKPOT  
FOOD REWARD PROGRAM  
GIFT CARD REWARD PROGRAM

**Resolution No. 6428**  
AMENDING THE LIST OF AUTHORIZED GAMES  
AND AUTHORIZING THE PLAY OF CERTAIN GAMES IN LICENSED CARD CLUBS

HIGH HAND GIVEAWAY PROMOTION  
JACKPOT GAMES  
LIVE ACTION TOURNAMENT PROMOTION  
PLAYER REWARDS PROGRAM

POKER PROMOTIONAL CHIPS  
SPECIAL EVENTS PLAYER REWARDS  
SPORTS BRACKET

SECTION 2. That upon the approval and adoption of this resolution, Resolution No. 6419 shall be rescinded and shall no longer be in force and effect.

SECTION 3. That this resolution shall be effective immediately.

**BE IT FURTHER RESOLVED** that the City Clerk shall certify to the passage and adoption of this resolution; shall cause the same to be entered among the original resolutions of the City; and shall make a minute of the passage and adoption thereof on the records of the proceedings of the City Council for the meeting at which the same is passed and adopted.

Passed, approved, and adopted this 14<sup>th</sup> day of January, 2020.

\_\_\_\_\_  
TASHA CERDA, Mayor

ATTEST:

\_\_\_\_\_  
MINA SEMENZA, City Clerk

APPROVED AS TO FORM:

  
\_\_\_\_\_  
CARMEN VASQUEZ, City Attorney



OFFICE of the CITY MANAGER

1700 WEST 162nd STREET / GARDENA, CALIFORNIA 90247-3732 / WWW.CITYOFGARDENA.ORG / PHONE (310) 217-9503

December 23, 2019  
REF. 2019.056

Aaron Dennis  
Larry Flynt's Lucky Lady Casino  
1045 W. Rosecrans Ave.  
Gardena, CA 90247

**SUBJECT: Gaming Activity Approval**

Dear Mr. Dennis:

Your request for City approval to offer the gaming activity of *Special Events Player Rewards*, approved by the Bureau of Gambling Control on December 11, 2019, has been received. Pursuant to GMC Section 5.24.430, your request is conditionally approved and subject to formal approval by the City Council.

A City of Gardena Resolution amending the list of authorized games to include the gaming activity of *Special Events Player Rewards* for play, and authorizing the play of the gaming activity, will be presented to the City Council at their meeting, January 14, 2020 for their consideration and approval.

Should you have any questions, you can reach me at 310-217-9503.

Sincerely,

Clint Osorio  
City Manager

CO:so

cc: Chief of Police Michael Saffell  
City Attorney Peter Wallin

TASHA CERDA, Mayor / ART KASKANIAN, Mayor Pro Tem

MARK E. HENDERSON, Councilmember / DAN MEDINA, Councilmember / RODNEY G. TANAKA, Councilmember  
MINA SEMENZA, City Clerk / J. INGRID TSUKIYAMA, City Treasurer / CLINT OSORIO, City Manager / PETER L. WALLIN, City Attorney



December 19, 2019

VIA EMAIL ONLY  
(COSORIO@CITYOFGARDENA.ORG)

Clint Osorio  
Interim City Manager  
City of Gardena  
1700 West 162<sup>nd</sup> Street  
Gardena, CA 90247-3778

**Re: Gaming Activity Approval**

Dear Mr. Osorio:

Larry Flynt's Lucky Lady Casino submitted a request to the Bureau of Gambling Control to offer the gaming activity of Special Events Player Rewards for play at the casino. We have received approval by the Bureau to offer this gaming activity once approved by the City of Gardena. Attached is a copy of the approval letter from the Bureau which provides the details of the gaming activity.

On behalf of Larry Flynt's Lucky Lady Casino, I'm requesting Special Events Player Rewards be approved by the City of Gardena for play at our casino.

If you have any questions or need additional information please give me a call.

Sincerely,

A handwritten signature in black ink, appearing to be "A. Dennis", written over a horizontal line.

Aaron Dennis  
Casino Manager

**Acknowledged and Agreed**  
**City of Gardena**

By: \_\_\_\_\_  
Clint Osorio, Interim City Manager

Date: \_\_\_\_\_

AD:dr

Enclosure

cc: K. Sharp, Esq.



December 11, 2019

Keith Sharp, Designated Agent  
Larry Flynt's Lucky Lady Casino  
301 North Lake Avenue, Suite 1100  
Pasadena, CA 91101

**BGC ID: GEAR-001171**

RE: Special Events Player Rewards Approval

Dear Keith Sharp:

The Bureau of Gambling Control (Bureau) has reviewed Larry Flynt's Lucky Lady Casino's request to offer the gaming activity of Special Events Player Rewards for play. This letter is to inform you that the Bureau has approved this request, and Larry Flynt's Lucky Lady Casino may begin offering the gaming activity for play, as enclosed, pending any approvals that may be required by the local jurisdiction. This letter of approval and the enclosed rules shall be kept on file, at Larry Flynt's Lucky Lady Casino, and be readily available for review during all hours of operation. Any changes to the approved rules of play shall constitute a new gaming activity and invalidate this approval.

The Bureau reserves the right to: (1) review the lawfulness of the gaming activity of Special Events Player Rewards; (2) notify all law enforcement agencies and gambling establishments if further review determines the gaming activity of Special Events Player Rewards to be unlawful; (3) require gambling establishments to cease and desist offering the gaming activity of Special Events Player Rewards if found to be unlawful; and (4) take action against those gambling establishments that decline to abide by the Bureau's cease and desist notification.

**Larry Flynt's Lucky Lady Casino shall play the Special Events Player Rewards gaming activity in accordance with the Bureau approved rules, as enclosed.**

Although the Bureau has approved the gaming activity of Special Events Player Rewards, it is the sole responsibility of Larry Flynt's Lucky Lady Casino to abide by and remain in compliance with the local ordinance for the City of Gardena. This letter does not constitute any approvals that may be required by the local jurisdiction before the gaming activity of Special Events Player Rewards is offered for play. Larry Flynt's Lucky Lady Casino shall be fully responsible for ensuring any approval required by local law enforcement is obtained prior to offering the gaming activity of Special Events Player Rewards for play.

California Code of Regulations, title 11, section 2070, subdivision (b), states:

*It shall be an unsuitable method of operation for a gambling establishment to:*

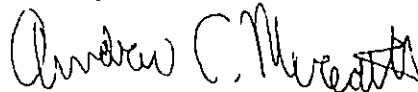
*(b) Offer for play any gaming activity which is not authorized by the Bureau pursuant to the Act and these regulations for play at that gambling establishment.*

Therefore, any changes Larry Flynt's Lucky Lady Casino may wish to make in the future to the approved gaming activity, as enclosed, shall be submitted to the Bureau along with the required fees, and will not be authorized until written notification of approval from the Bureau is received.

The BGC ID (GEAR-001171) shall be referenced on all advertisements (if the name changes), bi-annual reports, correspondence, and modification requests related to this gaming activity.

If you have any questions, please contact Marie Yelavich at (916) 621-1569 or via email at [BGCgames@doj.ca.gov](mailto:BGCgames@doj.ca.gov).

Sincerely,



ANDREW MEREDITH, Manager  
Game Review Unit

For XAVIER BECERRA  
Attorney General

Enclosure

cc: Cheryleen Kau, Special Agent Supervisor, CES, Los Angeles

**Special Events Player Rewards**

DEC 11 2019

**Bureau Requirements****Bureau of Gambling  
Control****Advertising**

Larry Flynt's Lucky Lady Casino may advertise various names for this gaming activity. Should the Casino advertise a different name, the BGC ID (GEAR-001171) shall be referenced on all advertisements relating to this gaming activity.

Furthermore, all rules and procedures for the gaming activity, including but not limited to the following, shall be prominently displayed in Larry Flynt's Lucky Lady Casino at all times the gaming activity is being offered for play:

- Eligible controlled games
- Eligible time period(s)
- Player Rewards Program card requirement (GEAR-000955)
- Amount of time played required to be eligible for free events
- Prize(s) and prize value(s)
- Requirements and time frame for claiming prizes
- No Purchase Necessary opportunity
- Any other restrictions that apply to this gaming activity

**Eligible Controlled Games**

The Special Events Player Rewards shall be attached to all Bureau approved games offered at Larry Flynt's Lucky Lady Casino at all times the gaming activity is being offered for play. All controlled game rules shall be played as approved by the Bureau.

**Object and Summary**

During predetermined and posted times, Larry Flynt's Lucky Lady Casino will offer free events to players for a predetermined and posted amount of time. Players will have their Player Rewards card (GEAR-000955) scanned every time they are seated and playing an eligible controlled game listed above. If the player accrues a certain amount of time played, they will be invited to attend a future event hosted by Larry Flynt's Lucky Lady Casino, free of charge. All time will be verified by a casino representative. Food may be served and the players with the most time played may be awarded a predetermined and posted prize.

**Eligibility Requirements**

This gaming activity shall be open to all players who are seated and playing at any of the above listed controlled games during the predetermined specified hours posted for the gaming activity.

- Players must accumulate at least the predetermined and posted amount of time in order to receive an invitation to a future event.
- Time earned in a given promotional period does not roll over to the next promotional period.
- There is a maximum of one entry per player earned per promotional period, and a maximum of one prize awarded per player per promotional period.
- Playing time will only be tracked via the Player Rewards card (GEAR-000955).
  - If a player does not have their physical Player Rewards card, they may see a casino representative to look them up in the system and have their time credited.
- Players may see a casino representative at any time to view their tracked time and rank compared to other patrons.
- Tournament games do not qualify for this promotion.

## Special Events Player Rewards



DEC 11 2019

**Bureau of Gambling  
Control**

- Backline bettors do not qualify for this promotion.
- Players who assume the player-dealer position are eligible to have their time tracked and counted toward the time required to attend an event.
- Casino employees are not eligible for this promotion.
- There are a minimum of two players, a player and the player-dealer, required for California games to qualify for this promotion.
- There are a minimum of two players required for poker games to qualify for this promotion.
- Third-Party Providers of Proposition Player Services are not eligible for this promotion.

### **Prize**

The player(s) who accumulate the most amount of time played shall be eligible to win a predetermined and posted prize at the event. Prizes will range in value from \$10 - \$100,000 and will be paid in the form of cash, live casino chips, merchandise, promotional chips (GEGA-002717), vehicles, event tickets, or tournament entry fees (GEGA-000495), (GETR-000117).

- Prizes shall be paid/distributed at the conclusion of the event.
- In the event more than one player has accumulated the same amount of time played, prizes shall be split evenly among them.
  - In the event there is an odd number of cash and/or live casino chips to split, the amount shall be rounded up at the Casino's expense to ensure all winners are paid the same amount.
    - Example: The prize value is \$99 to be split between two players. The prize amount shall be rounded up to \$100 at the Casino's expense, and each winner shall receive \$50.
  - In the event the prize cannot be divided between multiple players (i.e., merchandise, vehicles), patrons shall be awarded the equivalent prize amount in cash or live casino chips.
- Players are not required to be present at the event to win a prize. The Casino will notify all winners using information provided for the Player Rewards card (GEAR-000955).

### **Funding**

The Special Events Player Rewards promotion shall be fully funded by Larry Flynt's Lucky Lady Casino. There shall be no additional jackpot or collection fees taken for this promotion.

### **Administrative Fees**

There shall be no administrative fees taken as this promotion is fully house funded.

### **No Purchase Necessary**

The Special Events Player Rewards shall be offered to customers who wish to participate for free, on a general and indiscriminate basis, with **no restrictions**. The Casino shall provide No Purchase Necessary tables for all patrons who request to participate in the gaming activity without paying a table fee or placing a live wager. **All advertisement material shall state "No Purchase Necessary" when referencing the Special Events Player Rewards. This requirement extends to all forms of advertising including electronic message boards, computer monitors, posters, and flyers.**

| Month     | 2015    |          | 2016    |          | 2017    |          | 2018    |          | 2019    |          |
|-----------|---------|----------|---------|----------|---------|----------|---------|----------|---------|----------|
|           | 1-month | 12-month | 1-month | 12-month | 1-month | 12-month | 1-month | 12-month | 1-month | 12-month |
| January   | -0.3    | -0.1     | 0.7     | 3.1      | 0.9     | 2.1      | 0.8     | 3.5      | 0.7     | 3.2      |
| February  | 0.7     | 0.1      | 0.0     | 2.4      | 0.6     | 2.7      | 0.7     | 3.6      | 0.1     | 2.5      |
| March     | 1.0     | 0.5      | 0.3     | 1.7      | 0.3     | 2.7      | 0.4     | 3.8      | 0.6     | 2.7      |
| April     | -0.1    | 0.5      | 0.2     | 2.0      | 0.2     | 2.7      | 0.4     | 4.0      | 1.0     | 3.3      |
| May       | 1.0     | 1.1      | 0.5     | 1.4      | 0.3     | 2.5      | 0.4     | 4.1      | 0.2     | 3.1      |
| June      | -0.3    | 0.8      | 0.1     | 1.8      | -0.2    | 2.2      | -0.2    | 4.0      | 0.0     | 3.3      |
| July      | 0.7     | 1.4      | 0.0     | 1.1      | 0.3     | 2.5      | 0.2     | 3.9      | 0.1     | 3.3      |
| August    | -0.3    | 1.1      | 0.0     | 1.4      | 0.3     | 2.8      | 0.2     | 3.9      | 0.0     | 3.0      |
| September | -0.4    | 0.7      | 0.2     | 1.9      | 0.4     | 3.1      | 0.5     | 3.9      | 0.5     | 3.0      |
| October   | 0.2     | 1.0      | 0.4     | 2.2      | 0.4     | 3.1      | 0.5     | 4.1      | 0.7     | 3.2      |
| November  | 0.0     | 1.6      | -0.4    | 1.8      | 0.1     | 3.6      | -0.3    | 3.6      | -0.3    | 3.2      |
| December  | -0.1    | 2.0      | 0.0     | 2.0      | 0.0     | 3.6      | -0.3    | 3.2      |         |          |

**The December 2019 Consumer Price Index for the Los Angeles area is scheduled to be released on January 14, 2020**

### **Consumer Price Index Geographic Revision for 2018**

In January 2018, BLS introduced a new geographic area sample for the Consumer Price Index (CPI). As part of the new sample, Los Angeles and Riverside have separate indexes. Additional information on the geographic revision is available at: [www.bls.gov/cpi/additional-resources/geographic-revision-2018.htm](http://www.bls.gov/cpi/additional-resources/geographic-revision-2018.htm).

### **Technical Note**

The Consumer Price Index (CPI) is a measure of the average change in prices over time in a fixed market basket of goods and services. The Bureau of Labor Statistics publishes CPIs for two population groups: (1) a CPI for All Urban Consumers (CPI-U) which covers approximately 93 percent of the total population and (2) a CPI for Urban Wage Earners and Clerical Workers (CPI-W) which covers 29 percent of the total population. The CPI-U includes, in addition to wage earners and clerical workers, groups such as professional, managerial, and technical workers, the self-employed, short-term workers, the unemployed, and retirees and others not in the labor force.

The CPI is based on prices of food, clothing, shelter, and fuels, transportation fares, charges for doctors' and dentists' services, drugs, and the other goods and services that people buy for day-to-day living. Each month, prices are collected in 75 urban areas across the country from about 5,000 housing units and approximately 22,000 retail establishments--department stores, supermarkets, hospitals, filling stations, and other types of stores and service establishments. All taxes directly associated with the purchase and use of items are included in the index.



OFFICE of the CITY MANAGER

11700 WEST 162nd STREET / GARDENA, CALIFORNIA 90247-3732 / WWW.CITYOFGARDENA.ORG / PHONE (310) 217-9503

December 19, 2019  
REF. 2019.051

Shaun Yapple  
1000 West Redondo Beach Blvd.  
Gardena, CA 90247

**SUBJECT: Gaming Activity Approval**

Dear Mr. Dennis:

Your request for City approval to offer the gaming activity of *Super Stud Poker Progressive Jackpot*, approved by the Bureau of Gambling Control on December 5, 2019, has been received. Pursuant to GMC Section 5.24.430, your request is conditionally approved and subject to formal approval by the City Council.

A City of Gardena Resolution amending the list of authorized games to include the gaming activity of *Super Stud Poker Progressive Jackpot*, for play, and authorizing the play of the gaming activity, will be presented to the City Council at their meeting, January 14, 2020 for their consideration and approval.

Should you have any questions, you can reach me at 310-217-9503.

Sincerely,

Clint Osorio  
City Manager

CO:so

cc: Chief of Police Michael Saffell  
City Attorney Peter Wallin

# El Dorado Enterprises, Inc.

December 17, 2019

VIA EMAIL ONLY  
(COSORIO@CITYOFGARDENA.ORG)

Clint Osorio  
Interim City Manager  
City of Gardena  
1700 West 162<sup>nd</sup> Street  
Gardena, CA 90247-3778

**Re: Gaming Activity**


Dear Mr. Osorio:

Hustler Casino recently submitted a request to the Bureau of Gambling Control to offer the gaming activity of Super Stud Poker Progressive Jackpot for play at the casino. We have received approval by the Bureau to begin offering this gaming activity once approved by the City of Gardena. Attached is a copy of the approval letter from the Bureau which provides the details of the gaming activity.

On behalf of Hustler Casino, I'm requesting that Super Stud Poker Progressive Jackpot be approved by the City of Gardena for play at our casino.

If you have any questions or need additional information please give me a call.

Sincerely,

  
\_\_\_\_\_  
Shaun Yaple  
General Manager

**Acknowledged and Agreed**  
**City of Gardena**

By: \_\_\_\_\_  
Edward Medrano, City Manager

Date: \_\_\_\_\_

SY:dr

Enclosure

cc: K. Sharp, Esq.



BUREAU OF GAMBLING CONTROL  
2450 DEL PASO ROAD, SUITE 100  
SACRAMENTO, CA 95834

December 5, 2019

Keith Sharp, Designated Agent  
Hustler Casino  
301 N. Lake Avenue, Suite 1100  
Pasadena, CA 91101

BGC ID: GEAR-001226

RE: Super Stud Poker Progressive Jackpot Approval

Dear Keith Sharp:

The Bureau of Gambling Control (Bureau) has reviewed Hustler Casino's request to offer the gaming activity of Super Stud Poker Progressive Jackpot for play. This letter is to inform you that the Bureau has approved this request, and Hustler Casino may begin offering the gaming activity for play, as enclosed, pending any approvals that may be required by the local jurisdiction. This letter of approval and the enclosed rules shall be kept on file, at Hustler Casino, and be readily available for review during all hours of operation. Any changes to the approved rules of play shall constitute a new gaming activity and invalidate this approval.

The Bureau reserves the right to: (1) review the lawfulness of the gaming activity of Super Stud Poker Progressive Jackpot; (2) notify all law enforcement agencies and gambling establishments if further review determines the gaming activity of Super Stud Poker Progressive Jackpot to be unlawful; (3) require gambling establishments to cease and desist offering the gaming activity of Super Stud Poker Progressive Jackpot if found to be unlawful; and (4) take action against those gambling establishments that decline to abide by the Bureau's cease and desist notification.

**Hustler Casino shall play the Super Stud Poker Progressive Jackpot gaming activity in accordance with the Bureau approved rules, as enclosed.**

Although the Bureau has approved the gaming activity of Super Stud Poker Progressive Jackpot, it is the sole responsibility of Hustler Casino to abide by and remain in compliance with the local ordinance for the City of Gardena. This letter does not constitute any approvals that may be required by the local jurisdiction before the gaming activity of Super Stud Poker Progressive Jackpot is offered for play. Hustler Casino shall be fully responsible for ensuring any approval required by local law enforcement is obtained prior to offering the gaming activity of Super Stud Poker Progressive Jackpot for play.

California Code of Regulations, title 11, section 2070, subdivision (b), states:

*It shall be an unsuitable method of operation for a gambling establishment to:*

*(b) Offer for play any gaming activity which is not authorized by the Bureau pursuant to the Act and these regulations for play at that gambling establishment.*

Therefore, any changes Hustler Casino may wish to make in the future to the approved gaming activity, as enclosed, shall be submitted to the Bureau along with the required fees, and will not be authorized until written notification of approval from the Bureau is received.

The BGC ID (GEAR-001226) shall be referenced on all advertisements (if the name changes), bi-annual reports, correspondence, and modification requests related to this gaming activity.

If you have any questions, please contact Marie Yelavich at (916) 621-1569 or via email at [BGCgames@doj.ca.gov](mailto:BGCgames@doj.ca.gov).

Sincerely,



ANDREW MEREDITH, Manager  
Game Review Unit

For XAVIER BECERRA  
Attorney General

Enclosure

cc: Cheryleen Kau, Special Agent Supervisor, CES, Los Angeles

## Super Stud Poker Progressive Jackpot



DEC 05 2019

**Bureau Requirements****Bureau of Gambling  
Control****Advertising**

Hustler Casino may advertise various names for this gaming activity. Should Hustler Casino advertise a different name, the BGC ID (GEAR-001226) shall be referenced on all advertisements relating to this gaming activity.

Furthermore, all rules and procedures for the gaming activity, including but not limited to the following, shall be prominently displayed in Hustler Casino at all times the gaming activity is being offered for play:

- Eligible games and time periods
- Qualifying hands
- Prize payout structure
- Jackpot prize amount
- Availability of No Purchase Necessary
- Daily amount added to the Super Stud Poker Progressive Jackpot
- Any other restrictions that apply to this gaming activity

**Eligible Controlled Games**

The Super Stud Poker Progressive Jackpot shall be attached to the following Bureau approved controlled games offered at Hustler Casino, as shown below, at all times this gaming activity is being offered for play. All controlled game rules shall be played as previously approved by the Bureau.

- Super 7 Card Stud (GEGR-001987)
- Super 7 Card Stud Hi/Lo (GEGR-001986)
- Super 7 Card Stud Hi/Lo Regular (GEGR-001985)

**Object and Summary**

The Super Stud Poker Progressive Jackpot features a player funded progressive jackpot prize element. This promotion shall be available at predetermined dates and times posted in Hustler Casino. A prize is awarded to players participating in a predetermined game when a designated hand is beaten by a better qualifying hand at the showdown. When the winning and losing hands are confirmed by a casino representative, the players with the qualifying hands will receive the posted percentage of the jackpot prize. Additionally, the posted Table Share prize shall be evenly distributed amount all other players at the qualifying table who have participated in the designated game.

**Qualifying Hands**

Players that make the following qualifying hands shall be eligible to win their share of the Super Stud Poker Progressive Jackpot prize amount, as shown below. All other players at the table during the round of play in which jackpot occurred will receive a predetermined portion of the posted jackpot, known as Table Share. Only one qualifying hand chart shall be offered at any one time. Furthermore, all options within a chart must be offered together at all times. The qualifying hands are as shown below:

**Option 1**

| <b>Losing Hand</b>         | <b>Winning Hand</b> |
|----------------------------|---------------------|
| Full House with Three Aces | Higher Ranking Hand |

## Super Stud Poker Progressive Jackpot



DEC 05 2019

Bureau of Gambling

## Option 2

| Losing Hand | Winning Hand        | Control |
|-------------|---------------------|---------|
| Any Quads   | Higher Ranking Hand |         |

## Option 3

| Losing Hand    | Winning Hand        |
|----------------|---------------------|
| Straight Flush | Higher Ranking Hand |

**Eligibility Requirements**

This gaming activity shall be open to all players who are seated and playing at any of the above listed controlled games during the predetermined specified hours posted for the gaming activity.

- There is a minimum of three players required to be playing in a game in order for it to qualify for this promotion.
- Players with qualifying winning and losing hands must play through the final betting round in order to qualify for the jackpot. If a player with a qualifying hand folds prior to the final betting round, the table will be ineligible for the jackpot.
- In the event that during a round of play, two or more players are dealt qualifying hands, only the highest ranked winning and losing hands will qualify to receive the posted prize percentage for the winning and losing prize. All other players shall receive an equal portion of the Table Share.
  - In the event of a tie (two hands of the same rank), the winner shall be determined by suit. Suit rankings from highest to lowest are as follows: spades, hearts, diamonds, and clubs.
- In the event there is an odd prize amount to split between patrons for the table share, the Casino shall add additional funds at their expense to ensure each eligible player is paid the same amount.
  - For example, if there is \$200 to split between three players, the Casino will add \$1 for a total of \$201, and each player will receive \$67.
- Casino employees are eligible to participate in this promotion.
- There is no limit on how many times players can win this promotion.
- Tournament games do not qualify for this promotion.

**Prize**

The Super Stud Poker Progressive Jackpot will be initially seeded by the Casino in an amount ranging from \$1,000 to \$100,000, and shall be increased daily in a predetermined and posted amount ranging from \$50 to \$1,000 when there is a minimum of six live table hours the previous day. If the minimum of six live table hours is not reached, no funds shall be added and the jackpot amount will not increase. Prizes shall be paid in the form of cash or live casino chips. There is no cap to the progressive prize.

**Prize Payout Structure**

When the qualifying hands are shown at a conclusion of a round of play and verified by a casino representative, all qualifying players will be paid accordingly as shown below:

| Winning Hand | Losing Hand | Table Share |
|--------------|-------------|-------------|
| 25%          | 50%         | 25%         |

## Super Stud Poker Progressive Jackpot



DEC 9 5 2019

**Funding****Bureau of Gambling**

The Super Stud Poker Progressive Jackpot is player funded. During a qualifying game, the house dealer shall take a \$1 jackpot fee from the pot so long as there are at least three active players and the hand plays through "seventh street." If either of these requirements are not met, no jackpot fee shall be taken. 100% of the \$1 jackpot fee shall go directly to the reserve fund, which is used to pay all prizes, reseed the progressive jackpot, and pay administrative fees. The jackpot shall be initially seeded by Hustler Casino in an amount ranging from \$1,000 to \$100,000. The progressive prize shall increase daily in an amount ranging from \$50 to \$1,000 when there is a minimum of six live game hours the previous day. If the minimum of six live table hours is not reached, no funds shall be added and the jackpot amount will not increase. When the jackpot has been hit, it will be reseeded from the reserve fund in an amount ranging from \$1,000 to \$100,000. In the event the reserve fund is depleted, the Casino will make up any shortfall and shall be reimbursed once sufficient funds become available. The jackpot will continue to increase daily even if the Casino has not been reimbursed yet. Furthermore, there is no cap to this progressive jackpot.

**Administrative Fees**

Hustler Casino shall retain an administrative fee of \$5 to \$16 per table, per hour, to administer the jackpot. The administrative fee will be taken from the reserve fund.

**No Purchase Necessary**

The Super Stud Poker Progressive Jackpot shall be offered to customers who wish to participate free, on a general and indiscriminate basis, with **no restrictions**. The Casino shall provide No Purchase Necessary tables for all patrons who request to participate in the gaming activity without paying a table fee or placing a live wager. All advertisement material shall state "No Purchase Necessary" when referencing the Super Stud Poker Progressive Jackpot. This requirement extends to all forms of advertising including electronic message boards, computer monitors, posters, and flyers.



**City of Gardena**  
**City Council Meeting**

Agenda Item No. 5.D.(3)

Department: **CONSENT  
CALENDAR**


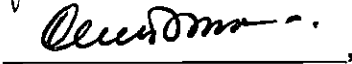

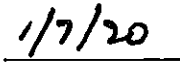
Meeting Date: **01/14/2020**

Resolution No. **6427**

**AGENDA REPORT SUMMARY**

**TO: THE HONORABLE MAYOR AND CITY COUNCIL**

**AGENDA TITLE: RESOLUTION NO. 6427, ESTABLISHING ANNUAL REGULATORY FEES FOR WHOLESALERS OR DISTRIBUTORS OF FIREWORKS IN ACCORDANCE WITH SECTION 8.16.115 OF THE GARDENA MUNICIPAL CODE RELATING TO FIREWORKS**

|                                                                                                                                                                                                                                                                                                                                                                                                                                                                                                                                                                                                                                                                                                                                                                                                                                                               |                                                                                             |
|---------------------------------------------------------------------------------------------------------------------------------------------------------------------------------------------------------------------------------------------------------------------------------------------------------------------------------------------------------------------------------------------------------------------------------------------------------------------------------------------------------------------------------------------------------------------------------------------------------------------------------------------------------------------------------------------------------------------------------------------------------------------------------------------------------------------------------------------------------------|---------------------------------------------------------------------------------------------|
| <b><u>COUNCIL ACTION REQUIRED:</u></b> <ul style="list-style-type: none"><li>• Adopt Resolution No. 6427</li></ul>                                                                                                                                                                                                                                                                                                                                                                                                                                                                                                                                                                                                                                                                                                                                            | <b><u>Action Taken</u></b>                                                                  |
| <b><u>RECOMMENDATION AND STAFF SUMMARY:</u></b> <p>Staff respectfully recommends that the City Council adopt Resolution No. 6427, establishing regulatory fees for wholesalers or distributors of fireworks, in accordance with Section 8.16.115 of the Gardena Municipal Code.</p> <p>This Resolution establishes an annual regulatory fee to be paid by each fireworks wholesaler or distributor providing "Safe and Sane" fireworks to this year's approved non-profit organizations. The Annual regulatory fee for wholesalers or distributors of "Safe and Sane" fireworks in the City of Gardena shall be \$8,000 for 2020 calendar year. This fee shall be paid by, and only by, a wholesaler or distributor, and said fee shall be appointed to each wholesaler or distributor in accordance with Section 8.16.115 of the Gardena Municipal Code.</p> |                                                                                             |
| <b><u>FINANCIAL IMPACT/COST:</u></b> <p>None</p>                                                                                                                                                                                                                                                                                                                                                                                                                                                                                                                                                                                                                                                                                                                                                                                                              |                                                                                             |
| <b><u>ATTACHMENT:</u></b> <p>Attachment A – Resolution No. 6427</p>                                                                                                                                                                                                                                                                                                                                                                                                                                                                                                                                                                                                                                                                                                                                                                                           |                                                                                             |
| Submitted by:                                                                                                                                                                                                                                                                                                                                                                                                                                                                                                                                                                                                                                                                                                                                                              | Raymond Barragan, Acting Director<br>Community Development                                  |
| Concurred by:                                                                                                                                                                                                                                                                                                                                                                                                                                                                                                                                                                                                                                                                                                                                                              | Clint Osorio, City Manager                                                                  |
| Date:                                                                                                                                                                                                                                                                                                                                                                                                                                                                                                                                                                                                                                                                                                                                                                    | Date:  |

## RESOLUTION NO. 6427

A RESOLUTION OF THE CITY COUNCIL OF THE CITY OF GARDENA, CALIFORNIA, ESTABLISHING REGULATORY FEES FOR WHOLESALERS OR DISTRIBUTORS OF FIREWORKS IN ACCORDANCE WITH SECTION 8.16.115 OF THE GARDENA MUNICIPAL CODE FOR CALENDAR YEAR 2020

WHEREAS, Chapter 8.16 of the Gardena Municipal Code authorizes the licensing and regulation of fireworks within the City of Gardena, and;

WHEREAS, Section 8.16.115 specifically authorizes the City Council to establish an annual regulatory fee to be paid by each fireworks wholesaler or distributor providing Safe and Sane fireworks.

NOW, THEREFORE, THE CITY COUNCIL OF THE CITY OF GARDENA, CALIFORNIA, DOES HEREBY FIND, DETERMINE, AND RESOLVE, AS FOLLOWS:

SECTION 1. ANNUAL REGULATORY FEE. The annual regulatory fee for wholesalers or distributors of fireworks in the City of Gardena shall be Eight Thousand Dollars (\$8,000) for the current Calendar Year 2020. Said fee shall be apportioned to each wholesaler or distributor in accordance with Section 8.16.115

SECTION 2. PAYMENT OF REGULATORY FEE. Said regulatory fee shall be paid by, and only by, a wholesaler or distributor, as provided in Section 8.16.115.A. Each wholesaler or distributor shall submit to the City information, as reasonably requested by City, to evidence compliance with this provision.

SECTION 3. EFFECT. That this Resolution shall be effective immediately upon adoption by the City Council.

BE IT FURTHER RESOLVED that the City Clerk shall certify to the passage and adoption of this Resolution; shall cause the same to be entered among the original Resolutions of said City; and shall make a minute of the passage and adoption thereof in the records of the proceedings of the City Council of said City in the minutes of the meeting at which the same is passed and adopted.

Passed, approved, and adopted this \_\_\_\_\_ day of \_\_\_\_\_, 2020.

\_\_\_\_\_  
TASHA CERDA, Mayor

ATTEST:

\_\_\_\_\_  
MINA SEMENZA, City Clerk

  
APPROVED AS TO FORM:

\_\_\_\_\_  
CARMEN VASQUEZ, City Attorney



**CITY OF GARDENA**  
**PLANNING & ENVIRONMENTAL QUALITY COMMISSION**  
CITY COUNCIL CHAMBER ■ 1700 WEST 162<sup>nd</sup> STREET ■ 7:00 P.M.  
Telephone: (310) 217-9524 ■ E-mail address: CDDPlanningandZoning@cityofgardena.org

**REPORT OF ACTIONS**  
**December 17, 2019**

**5. Site Plan Review #3-18, Tentative Parcel Map #2-18**

A proposal to construct three residential condominium units in the Medium Density Multiple-Family Residential (R-3) zone including a request for site plan review and tentative parcel map approval per section 18.44.010.A and Chapter 17.08 of the Gardena Municipal Code.

**Project Location:** 1333 West 168<sup>th</sup> Street (APN: 6111-010-041)

**Applicant:** Sato Teruichi

**Commission Action:** Commission approved Resolution No. PC 19-19, approving Site Plan Review #3-18 and Tentative Parcel Map #2-18.

***Ayes:*** Langley, Pierce, Henderson, Jackson

***Noes:*** Sherman

***Absent:***

**City Clerk Action:** Receive and File

**City Council Action:** Call for Council Review, Appeal Decision, or Receive and File

**ALL CASE MATERIALS ARE AVAILABLE FOR REVIEW IN THE  
OFFICE OF THE COMMUNITY DEVELOPMENT DEPARTMENT**



# City of Gardena

## City Council Meeting

Agenda Item No. 8. A. (1)  
Department: Administrative Services  
Meeting Date: January 14, 2020

### AGENDA REPORT SUMMARY

TO: THE HONORABLE MAYOR AND THE CITY COUNCIL

AGENDA TITLE: APPROVAL OF CONTRACT WITH PHOENIX GROUP INFORMATION SYSTEMS FOR CITATION PROCESSING

|                                                                                                                                                                                                                                                                                                                                                                                                                                                                                                                                                                                                                                                                                                                                                                                                                                                                                                                                                                                                                                                                                                                                                                                                                                                                                                                                                                                                                                                                                                                                                                                                                                                                                                                                                                                                                                                                                                                                                                                                                                      |                            |
|--------------------------------------------------------------------------------------------------------------------------------------------------------------------------------------------------------------------------------------------------------------------------------------------------------------------------------------------------------------------------------------------------------------------------------------------------------------------------------------------------------------------------------------------------------------------------------------------------------------------------------------------------------------------------------------------------------------------------------------------------------------------------------------------------------------------------------------------------------------------------------------------------------------------------------------------------------------------------------------------------------------------------------------------------------------------------------------------------------------------------------------------------------------------------------------------------------------------------------------------------------------------------------------------------------------------------------------------------------------------------------------------------------------------------------------------------------------------------------------------------------------------------------------------------------------------------------------------------------------------------------------------------------------------------------------------------------------------------------------------------------------------------------------------------------------------------------------------------------------------------------------------------------------------------------------------------------------------------------------------------------------------------------------|----------------------------|
| <b><u>COUNCIL ACTION REQUIRED:</u></b><br>Approve Contract                                                                                                                                                                                                                                                                                                                                                                                                                                                                                                                                                                                                                                                                                                                                                                                                                                                                                                                                                                                                                                                                                                                                                                                                                                                                                                                                                                                                                                                                                                                                                                                                                                                                                                                                                                                                                                                                                                                                                                           | <b><u>Action Taken</u></b> |
| <b><u>STAFF SUMMARY AND RECOMMENDATION:</u></b><br><p>The City has utilized the services of Phoenix Group to process parking and administrative citations, booking fees, hand held enforcement solutions and DUI fees for the last five years. The pricing structure for the City of Gardena has never been augmented during the time that Phoenix Group has been contracting with the City. Phoenix Group has not augmented the pricing in the proposed contract, offering pricing from five years ago without an increase.</p> <p>In addition, the City has never been charged the monthly hand held device support fee of \$40 per hand held unit/per month that other Agencies pay for daily support on devices. This resulted in a cost savings of approximately \$19,200 over the last five year term. This will continue to be offered to the City as a benefit and the fee for the support will be waived, resulting in an additional savings of \$19,200 for the proposed five year term. The City will also receive eight upgraded hand held devices (with a estimated value of \$20,000) at no cost, as part of the proposed contract for the Police Department. Additionally, there are no proposed costs for software updates as Phoenix is committed to providing the latest technology.</p> <p>Phoenix will also waive the current monthly database fee that is \$350 per month. This results in a savings of \$21,000 over the proposed 60 month term. The services that are included in this monthly fee are listed in the attached contract agreement (Exhibit A).</p> <p>An additional benefit in contracting with Phoenix is the fact no data migration from a previous vendor will be necessary, as that process can be disruptive and confusing to the citizen during transition. Also, the Police Department staff have been very satisfied with Phoenix's level of service and technical response.</p> <p>Staff therefore respectfully recommends approval of the contract for an additional five years.</p> |                            |
| <b><u>FINANCIAL IMPACT/COST:</u></b><br><p>Estimated cost to General Fund per fiscal year is \$150,000 - \$200,000, with the revenues generated by these costs exceeding expenditures by approximately \$1 million per fiscal year. Contract agreement covers a five-year period.</p>                                                                                                                                                                                                                                                                                                                                                                                                                                                                                                                                                                                                                                                                                                                                                                                                                                                                                                                                                                                                                                                                                                                                                                                                                                                                                                                                                                                                                                                                                                                                                                                                                                                                                                                                                |                            |
| <b><u>ATTACHMENTS:</u></b><br>Contract Agreement (Exhibit A)                                                                                                                                                                                                                                                                                                                                                                                                                                                                                                                                                                                                                                                                                                                                                                                                                                                                                                                                                                                                                                                                                                                                                                                                                                                                                                                                                                                                                                                                                                                                                                                                                                                                                                                                                                                                                                                                                                                                                                         |                            |
| Submitted by: <u>Ray Beeman</u> , Ray Beeman, Chief Fiscal Officer Date: 1/14/2020                                                                                                                                                                                                                                                                                                                                                                                                                                                                                                                                                                                                                                                                                                                                                                                                                                                                                                                                                                                                                                                                                                                                                                                                                                                                                                                                                                                                                                                                                                                                                                                                                                                                                                                                                                                                                                                                                                                                                   |                            |
| Concurred by: <u>Clint D. Osorio</u> , Clint D. Osorio, City Manager Date: 1/14/2020                                                                                                                                                                                                                                                                                                                                                                                                                                                                                                                                                                                                                                                                                                                                                                                                                                                                                                                                                                                                                                                                                                                                                                                                                                                                                                                                                                                                                                                                                                                                                                                                                                                                                                                                                                                                                                                                                                                                                 |                            |



**PHOENIX GROUP Information Systems, a California Corporation**  
2677 N. Main Street, Suite 440  
Santa Ana, CA 92705  
(Hereinafter referred to as "PHX")

Date: 12/10/2019

Agrees to provide to:  
**City of Gardena**  
1718 West 162<sup>nd</sup> Street  
Gardena, Ca. 90247  
(Hereinafter referred to as "AGENCY")

(Citizen, student, cited person Hereinafter referred to as "INDIVIDUAL")

#### **1.0 PROCESSING SERVICES PROVIDED**

PHX shall receive and process Parking and Administrative Citations, Booking Fees, Handheld Enforcement Solution, and DUI's issued by the AGENCY. PHX will provide the AGENCY with a Processing Management System and allow access to the PHX database via the Internet and Wincite™. PHX will provide pre-numbered batch cards for tracking and controlling the citations sent from Agency to PHX. PHX will notify AGENCY as soon as is reasonably possible of any discrepancies.

The AGENCY will be responsible for submitting citations to PHX daily or weekly via electronic communication or hard copy (To avoid duplication please submit either electronic communications or hard copy but not both). PHX will communicate with the AGENCY regarding status of payment updates on a monthly basis. The AGENCY can also update in-house payment information to the PHX database.

**1.1 Fine Schedule:** The AGENCY will provide to PHX their existing fee schedule such as: late fees, penalties, and due dates. The AGENCY will keep PHX updated on any changes to their fee schedule. All fee schedule changes will require signature approval by both parties before implementation.

**1.2 Administrative Notice of Violation (Letters):** The notice of violation for the individual will be generated by PHX. The notice will include the information contained within the citation (i.e., citation number, violation number, violation description, locations, consequences for non-payment, and/or any additional information required in accordance to applicable municipal code). Second and Final Warning letters will be mailed to the INDIVIDUAL as agreed upon by AGENCY.

1.3 Parking Delinquent Notices: PHX will generate and mail the notices for citations that have been referred to PHX by AGENCY following the guidelines set forth in CVC 40207. Notices are sent from PHX to the Registered Owner (RO) of the cited vehicle. RO information is gathered from current DMV records. The notice will include all the information included on the citation and consequences for nonpayment, and/or any additional information required by the code section. The notice of violation includes a remittance return portion for payment. Additional letters may be generated if required by AGENCY.

1.4 Registered Owner Information: PHX will be responsible for maintaining online communications with the California DMV. This communication is required as part of this agreement to request registered owner information.

1.5 Payment Dispositions: The AGENCY will forward any payment information as well as cancellations, dismissals, voids, corrections and/or other relevant information pertaining to the citation(s) status. PHX will update the AGENCY on a monthly basis regarding status of payment updates. The AGENCY may also update this information directly to the database remotely.

## **2.0 PAYMENT PROCESSING**

Payment processing services are provided by PHX for AGENCY. PHX has an internal online payment processing capability to insure correct payment and due date.

PHX will do everything in its power to reduce duplicate payments. If a duplicate payment is made it will be returned to the INDIVIDUAL by PHX expeditiously.

2.1 Invoicing: Invoices for total services provided by PHX (processing, collections, and additional, (agreed upon) fees, will be sent monthly to AGENCY.

2.2 Bank Returned Checks: Fees established by the AGENCY for bank returned checks and additional follow-up will be included to the citation/account as directed by AGENCY.

2.3 Credit Card Payments: Credit Card payments will be accepted by Phone and/or Internet. The INDIVIDUAL can have the ability to connect to an optional secured website provided by PHX. Access to INDIVIDUAL information will be available based on a License Plate or Citation number. Wincite™ will access, store, and present, data in real time. Data is comprised of citation and INDIVIDUAL information and includes total amount due (may include credit card fees) before final authorization is complete. Payments can be made with Discover, MasterCard, Visa, or AMX. The INDIVIDUAL will be charged a credit card transaction fee of \$3.95 or 3.25% with no additional costs passed on to the AGENCY.

**2.4 Credit Card Charge Back:** The process includes the following:

1. Charge back notification received by PHX
2. PHX locates the citation(s) that were paid on the transaction being disputed
3. A letter of dispute describing the charge is sent to the credit card company
4. If the dispute is found in favor of the credit card holder, then the charge back is accepted and a notice of unpaid fees are sent to the registered owner
5. PHX reverses the payment of the citation(s) and reopens the citation(s) immediately
6. PHX enters notes regarding the credit card payment information including, but not limited to:
  - a. Original Transaction ID(s)
  - b. Chargeback ID(s)
  - c. Any pertinent correspondence regarding the charge back
7. Charge back paperwork is then filed by PHX for later retrieval if necessary
8. Charge backs are reflected in the monthly reporting

**2.5 Bank Account and Depositing Procedures:**

Mail (INDIVIDUAL Non-Electronic Payments) will be picked up from a local Post Office daily and normally processed within 24 hours. The bank deposits are endorsed to the bank selected by your AGENCY. Payments can be taken at both AGENCY site and at PHX. AGENCY shall have an internal on-line payment processing capability to enter payment data.

**2.6 Changes to Payment Processing Procedures**

The AGENCY retains the right to change the payment processing procedure. Changes to the payment processing procedure will be agreed upon in advance and in writing between the AGENCY and PHX.

**3.0 CUSTOM WEBSITE**

PHX will create a website and link for public inquiry and payment. The website will simulate the AGENCY'S existing website to provide consistency when the public is transitioning from the AGENCY'S existing website to PHX-provided pay site. The website will be integrated with any existing PHX web services. The AGENCY shall submit any requests for web content updates to PHX in writing. Upon receipt of any written web content update requests from AGENCY, PHX shall either implement AGENCY's requested changes as soon as is reasonably possible, or else respond to AGENCY with any questions or concerns.

The credit card option will be set-up and maintained by PHX at no additional costs to AGENCY. The services include:

1. Setting up a custom header and footer based on graphics approved by AGENCY
2. All merchant fees
3. Internet security and website fees
4. Provide for the ability to make payments, contest the citation, and provide any governing rules that are applicable

**3.1 Remote Data Entry:** Remote data entry capability will be provided to AGENCY via the Internet using Internet Explorer and Wincite™. Each operator within the AGENCY will be set up with a unique password and security level, as requested by AGENCY. Individual function levels will include view only, edit, add, and dismiss/void capabilities.

3.2 User accounts: Accounts may be established by the AGENCY and/or PHX. Access is limited to employees of the AGENCY only. This limitation specifically excludes PHX and/or consultants. Exceptions to the limitation must be approved in writing by PHX and AGENCY.

3.3 Hardware/Software (Equipment) Requirements: A minimum operating system with Microsoft Internet Explorer 7.0 or greater and Windows XP Pro or greater will be required by the AGENCY to access systems and services provided by PHX. PHX will provide Wincite™ to the AGENCY for citation data and reporting access. Any license requirements to operate any software not provided by PHX will be the responsibility of the AGENCY.

3.4 Online PHX Services Provided: PHX will provide the following to the AGENCY:

1. Access to the citation data is available by citation number, vehicle license number, name, or VIN number, permit number, drivers' license number or ID number (whichever is applicable)
2. All citation information
3. Current status of the citation
4. Delinquent notice information, due date, mailing date
5. Administrative review, hearing court appeals, and disposition information
6. Payment information, including all date, amounts, and payment codes
7. Registered owner information and Electronic facsimile of the original citation

#### **4.0 REPORTING**

PHX will supply AGENCY with electronic monthly reporting. The reports will be supplied to the AGENCY in a PDF format available for access, using Adobe Reader, with the option to export to Excel. The reports will include (if applicable) but is not limited to the following: **(Additional requirements to be submitted to PHX in writing.)**

1. Monthly Billing Report
2. Officer Summary Report
3. Officer Summary Y-T-D Monthly Recap
4. Void/Dismiss Report by Operator
5. Habitual Offender Hot Sheet Report and Detail
6. DMV Monthly Reports
7. Out of State Revenue Detail Report
8. Revenue Collection Detail Report
9. Revenue Distribution Surcharge Report
10. Contested Citations pending and outcome
11. Refunds 'Due' Report
12. FTB or Special Collections Report

The monthly production report schedule may change as needed. Reporting information may also be provided to the AGENCY in Excel or other method mutually agreeable to both parties. **Additional requirements to be submitted to PHX in writing.**

#### **5.0 SURCHARGES**

It is the responsibility of the AGENCY to identify and outline to PHX all surcharges (fees) applicable for the AGENCY. PHX will provide a monthly Surcharge Disbursement Report that includes the surcharges identified by the AGENCY as part of the monthly reports as identified in Section 4.0 REPORTING. The AGENCY will disburse surcharges funds directly to the County; if applicable.

## **6.0 OWNERSHIP OF SOFTWARE**

AGENCY acknowledges that the software provided by PHX and software programs provided by PHX and used by the AGENCY have been developed by PHX. The software provided is the **PROPRIETARY AND INTELLECTUAL PROPERTY** of PHX. AGENCY agrees that all rights to any intellectual property is **Confidential Information** and shall remain the exclusive property of the PHX.

## **7.0 COLLECTIONS AND FTB**

If Authorized by AGENCY, PHX will pursue INDIVIDUALS with unpaid citations that meet the criteria of special collections and/or Franchise Tax Board collections (FTB). PHX Collections Criteria includes: Not paid, Not suspended, and in an OPEN status. PHX will mail out a delinquent letter of warning. If the citation remains unpaid PHX will use one or several collections efforts including but not limited to: Special Collections and/or FTB Collections.

All payment updates by FTB will be forwarded to PHX by AGENCY for updating and reporting.

## **8.0 Programming Costs**

AGENCY agrees to pay the following costs for services:

### **Parking Citation Management Services**

|                                                   |                     |                                                                                                                                                                                                                                       |
|---------------------------------------------------|---------------------|---------------------------------------------------------------------------------------------------------------------------------------------------------------------------------------------------------------------------------------|
| Database Monthly Fee                              | No Charge           | \$350.00 monthly database fee waived for the City.                                                                                                                                                                                    |
| Credit Card Payments                              | No Charge           | A credit card processing fee of \$3.95 or 3.25%, whichever is greater, will be charged to the INDIVIDUAL at no cost to the AGENCY.                                                                                                    |
| Cost per citation                                 | \$0.30              | Cost per citation issued and entered into Wincite                                                                                                                                                                                     |
| Payment Processing / Updates                      | FREE                | Payment processing                                                                                                                                                                                                                    |
| Notice of Violation / Delinquent Notice / Letters | \$0.80 <sup>1</sup> | A notice of violation (delinquent notice) is sent after an INDIVIDUAL received the initial citation as a courtesy reminder. If applicable, A second notice of delinquency is sent if the payment is not made by the initial due date. |
| Out of State citations                            | 25%                 | Out of State processing includes any costs charged by the state for the registered owner. The percentage is only for citations that are collected.                                                                                    |

<sup>1</sup> Postage not included

### **Administrative Citation Management Services (Code Enforcement Citations)**

|                                                   |                     |                                                                                                         |
|---------------------------------------------------|---------------------|---------------------------------------------------------------------------------------------------------|
| Cost per citation                                 | \$0.90              | Per citation processed                                                                                  |
| Notice of Violation / Delinquent Notice / Letters | \$0.80 <sup>1</sup> | A notice of violation letter is charged per letter for each citation that reaches the delinquent period |
| Payment Processing / Updates                      | FREE                | Payment Processing                                                                                      |

<sup>1</sup> Postage not included

**Booking Fee Processing Services (Criminal Justice Admin Fee)**

|                            |           |                                                                                                                                    |
|----------------------------|-----------|------------------------------------------------------------------------------------------------------------------------------------|
| Cost per case              | \$0.90    | Cost per case                                                                                                                      |
| Payment Processing         | FREE      | Payment processing                                                                                                                 |
| Custom Booking Fee Letters | \$0.80 1  | A final letter will be mailed as required by the AGENCY. The charge is per letter mailed.                                          |
| Credit Card Payments       | No Charge | A credit card processing fee of \$3.95 or 3.25%, whichever is greater, will be charged to the INDIVIDUAL at no cost to the AGENCY. |

**DUI Processing Services**

|                     |     |                                            |
|---------------------|-----|--------------------------------------------|
| Cost for processing | 25% | PHX will charge 25% of payments collected. |
|---------------------|-----|--------------------------------------------|

**Additional Services**

|                           |                          |                                                                                                                                                                                            |
|---------------------------|--------------------------|--------------------------------------------------------------------------------------------------------------------------------------------------------------------------------------------|
|                           |                          |                                                                                                                                                                                            |
| Expedited Collections     | 15%                      | If bail amount is recovered after 90 days.                                                                                                                                                 |
| FTB (Franchise Tax Board) | 15% + \$1.35 ssn# lookup | Franchise Tax Board Collections: Activated based on age of collections                                                                                                                     |
| Hearing Scheduling        | FREE                     | Hearings will be scheduled as directed by the CITY. PHX will send out hearing schedule letters, handle reschedules and notification to the CITY and the citizen.                           |
| Online Contesting         | FREE                     | This service will provide an online application which provides dispute instructions, forms and information provided by PHX for AGENCY processing and as a convenient portal to the public. |
| AB503 Processing          | \$350.00                 | Monthly fee for the creation, processing and monitoring of all payment plans in compliance with legislative bill 503.                                                                      |
| Credit Card Chargebacks   | \$30.00                  | Citation is re-opened and administrative fee is passed on to the violator. There is no charge to reopen a citation.                                                                        |

8.1 Payment plans and settlement agreements: If AGENCY chooses to allow payment arrangements due to INDIVIDUAL financial hardship PHX will establish the number of payments and the final due date of the citation. The citation will be suspended to an agreed upon date in Wincite™ in accordance to payment arrangement between the AGENCY and the INDIVIDUAL.

8.2 Postal Increases: In the event of a postal increase PHX will provide the adjustment of fees to offset the postal increase; such increases will be notified to the AGENCY in writing.

8.3 Data retention: Occurs bi-annually, all original citations shipped back to Agency.  
\$50.00 minimum fee or Fedex charged at actual rates depending on weight.

### **Handheld Enforcement**

**8 Handheld units will be supplied to the City as a courtesy and include monthly software support charges.**

|                                             |                            |
|---------------------------------------------|----------------------------|
| Samsung Galaxy Device (Note 8)              | \$0.00                     |
| TSC Bluetooth Printer                       | \$0.00                     |
| Protective Case for both Phones and Printer | \$0.00                     |
| Wincite Mobile License and Software Support | \$0.00                     |
| Data Plan / Optional                        | \$25.00 per unit/per month |

### **9.0 DATA RETENTION POLICY**

Data will be removed and/or archived from the system daily. Data archived from the system will be retained by PHX in an archived database and is retained for a period of five years unless returned to the AGENCY before that time. The AGENCY has the option to request such data. Data retained by PHX shall be done so in the format of Phoenix Group Information Systems' choice, unless otherwise agreed upon in writing by both parties.

9.1 Criteria for removal/archival of data will be: **Closed citations:** Any citation date older than 18 months, and has been closed for a period of one year. **Open citations:** Any citations open that is not on DMV hold, and older than 24months. Regardless of age open citations that are on DMV files with a hold on the registration will remain on the system until DMV clears the citation.

9.2 Hard copy data: Every six months during the term of this Agreement, all hard copy files of data generated under this Agreement shall either be (1) returned to the AGENCY upon AGENCY's written request, or else (2) shredded by PHX for the AGENCY..

### **10.0 TERM AND RENEWALS:**

Except as otherwise stated, these terms and conditions shall be in effect between both parties: Commencing on 1/1/2020 this agreement will be binding until 12/31/2024. Prices and fees are subject to change in accordance with the CPI (Consumer Price Index) and State and County municipal fee schedules. PHX will notify AGENCY of any changes in writing prior to renewal date. AGENCY will be notified in writing by PHX of any agreement changes and/or fee increases. Changes will not take effect until written approval received from AGENCY.

10.1 Return and Ownership of Citation Data: All electronic and handwritten citations, reports, electronic media, and other relevant documents, shall be the property of the AGENCY and shall be

returned to the AGENCY upon either the completion of this Agreement or the termination of this Agreement within 15 days. This including copies and reproductions assembled or prepared by PHX employees, agents, and/or officers, in connection with this Agreement. Citation data returned to AGENCY by PHX shall be done so in the format of Phoenix Group Information Systems' choice, unless otherwise agreed upon in writing by both parties.

**10.2 Exclusivity:** AGENCY agrees to utilize only the services of PHX during the term of this agreement for the processing of citations and all other signed services. AGENCY agrees to not directly or indirectly divulge TRADE SECRETS, PROPRIETARY and/or INTELLECTUAL PROPERTY of PHX to any unauthorized person or entity. This Non-Disclosure obligation shall survive the termination of this agreement.

**10.3 Books and Records:** PHX will maintain adequate books and records for citations forwarded to PHX for processing. Upon two week written prior notice all records shall be available for inspection or audit by AGENCY at PHX's location during regular working hours.

**10.4 Dispute Resolution:** In the event of any dispute between AGENCY and PHX arising out of this Agreement, either party may initiate by written notice a meeting with the other party to resolve the dispute. If such a meeting is called, both parties shall send to the meeting representatives who have the authority to negotiate and bind their respective organizations to a resolution. If the dispute cannot be resolved within 30 days from the date of the initial notice, or if either party wishes to pursue the dispute, Client and Consultant agree to attempt to settle the dispute by mediation before resorting to arbitration. Unless otherwise mutually agreed to by Client and Consultant, any unresolved controversy of claim arising from or relating to this contract or breach thereof shall be settled by arbitration administered by the American Arbitration Association in accordance with its Commercial Arbitration Rules, and judgment on the award rendered by the arbitrator may be entered in any court having jurisdiction thereof. If the AGENCY and PHX agree, the mediator involved in the parties' mediation may be asked to serve as the arbitrator.

#### **11.0 LIMITATION OF LIABILITY**

PHX's sole liability to the AGENCY, or any third party, for claims arising out of errors or omissions in the services provided is as follows: To furnish a correct report or data and to correct AGENCY files provided that AGENCY promptly advised PHX. PHX shall not have any liability under this Agreement for any money damages resulting from claims made by AGENCY for delays, non-service, errors, omissions, interruptions, in the services provided.

#### **12.0 INSURANCE**

PHX shall procure and maintain for the duration of the contract the following insurance against claims for injuries to persons or damages of property. Claims may arise from, or in connection, with the performance of the Contract by PHX agents, representatives, employees, or sub-contractors.

A. General Liability: \$1,000,000 combined single limit for each occurrence.

B. Workers' Compensation as required by the Labor Code of the State of California.

#### **13.0 CONFIDENTIAL/FILE SECURITY**

Reasonable security provisions will be provided by PHX to insure the access to AGENCY computer records and files will be available only to the AGENCY. PHX cannot guarantee against loss or alteration of computer records but will take extraordinary precautions to prevent such occurrences. PHX will hold all AGENCY data in strict confidence and shall not provide any data to any other party unless directed by AGENCY in writing or as ordered by a lawful local, state, or federal entity.

#### **14.0 SECTION HEADINGS**

Section headings that appear in this Agreement are inserted for convenience of reference only and shall not be construed to be interpretations of text.

#### **15.0 COMMENCEMENT OF WORK**

Work shall not commence under the Contract until a fully executed agreement has been received by PHX and PHX has been given approval to proceed. Any work performed by PHX prior to the date of approval shall be considered as having been performed at PHX's own risk and as a volunteer service.

#### **16.0 CANCELLATION**

AGENCY and PHX reserves the right to cancel this Agreement at any time upon ninety (90) days written notice to the other party to the address listed in this Agreement. At such time, PHX agrees to provide AGENCY with all AGENCY data together with an electronic file of all AGENCY data.

In the event of cancellation, electronic files will be provided in the format of Phoenix Group Information Systems' choice, unless otherwise agreed upon in writing by both parties.

#### **17.0 Additional applicable clauses (This page is left blank intentionally)**

**18.0 MISCELLANEOUS**

18.1 This Agreement shall be governed and construed in accordance with the laws of the State of California.

18.2 The waiver of any breach of any provision of this Agreement shall not constitute a waiver of any subsequent breach of the same or other provisions of this agreement.

18.3 If any provision of this Agreement shall not be enforceable the remainder of this Agreement shall remain in full force.

18.4 All provision of this Agreement shall be binding upon both parties.

18.5 The Agreement contains the entire understanding between PHX and AGENCY with respect to citation processing, and upon the commencement date, supersedes and replaces all prior agreements, negotiations, proposals, or representations regarding warranty or Services.

18.6 PHX agrees that it is an independent organization and that its officers and employees are not employees of the AGENCY, nor are they entitled to any benefits as AGENCY employees as a result of the execution of this contract.

Accepted:

**PHOENIX GROUP  
INFORMATION SYSTEMS**

\_\_\_\_\_  
SIGNATURE

\_\_\_\_\_  
TYPE OR PRINTED NAME

\_\_\_\_\_  
TITLE

\_\_\_\_\_  
DATE

Accepted:

**CITY OF GARDENA**

\_\_\_\_\_  
SIGNATURE

\_\_\_\_\_  
TYPE OR PRINTED NAME

\_\_\_\_\_  
TITLE

\_\_\_\_\_  
DATE



# City of Gardena

## City Council Meeting

Agenda Item No. 8. A. (2)  
Department: Administrative Services  
Meeting Date: January 14, 2020

### AGENDA REPORT SUMMARY

TO: THE HONORABLE MAYOR AND THE CITY COUNCIL

AGENDA TITLE: APPROVAL OF THE THREE YEAR MICROSOFT SOFTWARE ASSURANCE AND LICENSING AGREEMENT FOR ALL CITY DEPARTMENTS

**COUNCIL ACTION REQUIRED:**

Action Taken

Approve Contract

**STAFF SUMMARY AND RECOMMENDATION:**

Staff recommends that the City Council approve the attached three-year Microsoft Software Assurance and Licensing Agreement.

Microsoft software that is not properly licensed and maintained under a software assurance agreement is subject to penalties that are two to three times the cost of the contract. Proper licensing assures that the City's software will be upgraded to the most current version with no additional cost and provides training directly from Microsoft as well as technical assistance. Unlicensed Microsoft products are subject to license revocations, which would result in server failure and total non-functionality of the City's computer system.

This purchase is being made following Gardena Municipal Code § 2.60.140 which specifies that the City may make Co-operative Purchases utilizing the "piggyback" method. The City will "piggyback" on a State approved contract which was procured through a formal RFP by Riverside County. Attached are four quotes that were received from qualified vendors as so designated in the Riverside contract. Staff recommends the lowest qualified bidder, Crayon Software Experts LLC, whose bid is \$475,052 for the three-year contract period. This reflects a savings of \$194,885 from the City's last three-year contract. Crayon was also selected by Riverside County and provided excellent references that have been verified by staff.

The billing and coverage period will be spread over the three-year contract period, beginning January 1, 2020 through December 31, 2022. Billing will be received at the beginning of each calendar year. Cost will be allocated to the departments by total number of users. The billing schedule per fiscal year shall be as follows:

| Fiscal Year  | Dates Covered             | Amount            |
|--------------|---------------------------|-------------------|
| 2019-2020    | January 2020 – June 2020  | \$ 77,415         |
| 2020-2021    | July 2020 – June 2021     | \$ 160,111        |
| 2021-2022    | July 2021 – June 2022     | \$ 160,111        |
| 2022-2023    | July 2022 – December 2022 | \$ 77,415         |
| <b>Total</b> |                           | <b>\$ 475,052</b> |

**FINANCIAL IMPACT/COST:**

|                          |                  |
|--------------------------|------------------|
| General Fund             | \$311,119        |
| Enterprise Funds         | \$80,849         |
| Other Funds              | \$80,084         |
| <b>Three Year Total*</b> | <b>\$475,052</b> |

**\*Total three year savings of \$194,885 from previous contract**

**ATTACHMENTS:**

Licensing Agreement  
Quotes "Exhibit A"

Submitted by: , Ray Beeman, Chief Fiscal Officer

Date: 1/14/2020

Concurred by: , Clint D. Osorio, City Manager

Date: 1/14/2020

## Program Signature Form

MBA/MBSA number

Agreement number

8084445

01062020-andjohns-01

**Note:** Enter the applicable active numbers associated with the documents below. Microsoft requires the associated active number be indicated here, or listed below as new.

For the purposes of this form, "Customer" can mean the signing entity, Enrolled Affiliate, Government Partner, Institution, or other party entering into a volume licensing program agreement.

This signature form and all contract documents identified in the table below are entered into between the Customer and the Microsoft Affiliate signing, as of the effective date identified below.

| Contract Document                     | Number or Code         |
|---------------------------------------|------------------------|
| Enterprise Enrollment (Indirect)      | X20-10635              |
| Discount Transparency Disclosure Form | 0911558.003_DTDF       |
| Product Selection Form                | 0911558.003_PSF        |
| Enterprise Amendment                  | M97, CTM-CTC-OST (New) |

By signing below, Customer and the Microsoft Affiliate agree that both parties (1) have received, read and understand the above contract documents, including any websites or documents incorporated by reference and any amendments and (2) agree to be bound by the terms of all such documents.

| Customer                                                    |
|-------------------------------------------------------------|
| Name of Entity (must be legal entity name)* City of Gardena |
| Signature* _____                                            |
| Printed First and Last Name*                                |
| Printed Title                                               |
| Signature Date*                                             |
| Tax ID                                                      |

\* indicates required field

| Microsoft Affiliate                                                            |
|--------------------------------------------------------------------------------|
| Microsoft Corporation                                                          |
| Signature _____                                                                |
| Printed First and Last Name                                                    |
| Printed Title                                                                  |
| Signature Date<br>(date Microsoft Affiliate countersigns)                      |
| Agreement Effective Date<br>(may be different than Microsoft's signature date) |

**Optional 2<sup>nd</sup> Customer signature or Outsourcer signature (If applicable)**

| <b>Customer</b>                                    |
|----------------------------------------------------|
| <b>Name of Entity (must be legal entity name)*</b> |
| <b>Signature*</b> _____                            |
| <b>Printed First and Last Name*</b>                |
| <b>Printed Title</b>                               |
| <b>Signature Date*</b>                             |

*\* indicates required field*

| <b>Outsourcer</b>                                  |
|----------------------------------------------------|
| <b>Name of Entity (must be legal entity name)*</b> |
| <b>Signature*</b> _____                            |
| <b>Printed First and Last Name*</b>                |
| <b>Printed Title</b>                               |
| <b>Signature Date*</b>                             |

*\* indicates required field*

If Customer requires additional contacts or is reporting multiple previous Enrollments, include the appropriate form(s) with this signature form.

After this signature form is signed by the Customer, send it and the Contract Documents to Customer's channel partner or Microsoft account manager, who must submit them to the following address. When the signature form is fully executed by Microsoft, Customer will receive a confirmation copy.

**Microsoft Corporation**  
Dept. 551, Volume Licensing  
6100 Neil Road, Suite 210  
Reno, Nevada 89511-1137  
USA

# Microsoft | Volume Licensing

## Discount Transparency Disclosure Form

Date: 12/30/2019  
Program: Enterprise 6  
Enrollment Number: Renewal  
Quote Number: 0911558.003  
Partner Name: Crayon Software Experts LLC  
Reseller Address: 12221 Merit Drive, Suite 800  
Dallas, TX, United States, 75251

### Discount Details

For this enrollment, Microsoft provided the Customer's Partner an additional discount off of the Partner's Net Price. The Partner is required, by Microsoft, to pass on the additional discount to the Customer by reducing the Microsoft Product resale price by an amount equal to or greater than the discount.

Listed in the table below is the maximum price the partner may charge for the Microsoft Products to be ordered under this enrollment. The Maximum Resale Price (MRP) is calculated by subtracting the additional discount provided to the Partner, from the total estimated resale price for the Microsoft Products.

The requirement to pass through the additional discount, does not mean that Microsoft is setting the Customer's actual price. Partners remain free to set the price charged for Microsoft Products at any point equal to or below MRP. The Customer's actual price will be established by a separate agreement between Customer and its Partner.

### Ordered Products

| Currency  | Maximum Resale Price |
|-----------|----------------------|
| US Dollar | 605,197              |

Note: The Maximum Resale Price listed in the table above only pertains to the Microsoft Products to be ordered under this Enrollment. The content of this form has no impact on the Customer's price for Non-Microsoft products and services.

In this form, the following definitions apply:

"Customer" means the entity that may enter or has entered into a Contract with the Partner.

"Contract" means a binding agreement between the Partner and Affiliate, under which Customer orders Products from Partner.

"Microsoft" means (1) the entity that has entered into an agreement with Partner under which Partner may place orders for Microsoft Products for use by the Customer and (2) the affiliates of such entity, as appropriate.

"Maximum Resale Price" means the sum of the Estimated Retail Price for all Microsoft Products ordered under the Customer Contract minus the aggregated discount off of the Partner's Net Price provided by Microsoft listed in the currency in which the Partner or Partner's reseller transacts with Microsoft.

"Product" means all Microsoft Products identified in the Product Terms, such as all Software, Online Services, and other web-based services, including pre-release or beta version. Microsoft product availability may vary by region.

Partner: Crayon Software Experts LLC

Customer: City of Gardena

Signature of Customer's authorized representative:

Printed name:

Printed title:

Date:



## Enterprise Enrollment

## State and Local

Enterprise Enrollment number  
(Microsoft to complete)

77755948

Framework ID  
(if applicable)Previous Enrollment number  
(Reseller to complete)

49695865

**This Enrollment must be attached to a signature form to be valid.**

This Microsoft Enterprise Enrollment is entered into between the entities as identified in the signature form as of the effective date. Enrolled Affiliate represents and warrants it is the same Customer, or an Affiliate of the Customer, that entered into the Enterprise Agreement identified on the program signature form.

This Enrollment consists of: (1) these terms and conditions, (2) the terms of the Enterprise Agreement identified on the signature form, (3) the Product Selection Form, (4) the Product Terms, (5) the Online Services Terms, (6) any Supplemental Contact Information Form, Previous Agreement/Enrollment form, and other forms that may be required, and (7) any order submitted under this Enrollment. This Enrollment may only be entered into under a 2011 or later Enterprise Agreement. By entering into this Enrollment, Enrolled Affiliate agrees to be bound by the terms and conditions of the Enterprise Agreement.

All terms used but not defined are located at <http://www.microsoft.com/licensing/contracts>. In the event of any conflict the terms of this Agreement control.

**Effective date.** If Enrolled Affiliate is renewing Software Assurance or Subscription Licenses from one or more previous Enrollments or agreements, then the effective date will be the day after the first prior Enrollment or agreement expires or terminates. If this Enrollment is renewed, the effective date of the renewal term will be the day after the Expiration Date of the initial term. Otherwise, the effective date will be the date this Enrollment is accepted by Microsoft. Any reference to "anniversary date" refers to the anniversary of the effective date of the applicable initial or renewal term for each year this Enrollment is in effect.

**Term.** The initial term of this Enrollment will expire on the last day of the month, 36 full calendar months from the effective date of the initial term. The renewal term will expire 36 full calendar months after the effective date of the renewal term.

**Terms and Conditions****1. Definitions.**

Terms used but not defined in this Enrollment will have the definition in the Enterprise Agreement. The following definitions are used in this Enrollment:

"Additional Product" means any Product identified as such in the Product Terms and chosen by Enrolled Affiliate under this Enrollment.

"Community" means the community consisting of one or more of the following: (1) a Government, (2) an Enrolled Affiliate using eligible Government Community Cloud Services to provide solutions to a Government or a qualified member of the Community, or (3) a Customer with Customer Data that is subject to Government regulations for which Customer determines and Microsoft agrees that the use of Government Community Cloud Services is appropriate to meet Customer's regulatory requirements.

Membership in the Community is ultimately at Microsoft's discretion, which may vary by Government Community Cloud Service.

"Enterprise Online Service" means any Online Service designated as an Enterprise Online Service in the Product Terms and chosen by Enrolled Affiliate under this Enrollment. Enterprise Online Services are treated as Online Services, except as noted.

"Enterprise Product" means any Desktop Platform Product that Microsoft designates as an Enterprise Product in the Product Terms and chosen by Enrolled Affiliate under this Enrollment. Enterprise Products must be licensed for all Qualified Devices and Qualified Users on an Enterprise-wide basis under this program.

"Expiration Date" means the date upon which the Enrollment expires.

"Federal Agency" means a bureau, office, agency, department or other entity of the United States Government.

"Government" means a Federal Agency, State/Local Entity, or Tribal Entity acting in its governmental capacity.

"Government Community Cloud Services" means Microsoft Online Services that are provisioned in Microsoft's multi-tenant data centers for exclusive use by or for the Community and offered in accordance with the National Institute of Standards and Technology (NIST) Special Publication 800-145. Microsoft Online Services that are Government Community Cloud Services are designated as such in the Use Rights and Product Terms.

"Industry Device" (also known as line of business device) means any device that: (1) is not useable in its deployed configuration as a general purpose personal computing device (such as a personal computer), a multi-function server, or a commercially viable substitute for one of these systems; and (2) only employs an industry or task-specific software program (e.g. a computer-aided design program used by an architect or a point of sale program) ("Industry Program"). The device may include features and functions derived from Microsoft software or third-party software. If the device performs desktop functions (such as email, word processing, spreadsheets, database, network or Internet browsing, or scheduling, or personal finance), then the desktop functions: (1) may only be used for the purpose of supporting the Industry Program functionality; and (2) must be technically integrated with the Industry Program or employ technically enforced policies or architecture to operate only when used with the Industry Program functionality.

"Managed Device" means any device on which any Affiliate in the Enterprise directly or indirectly controls one or more operating system environments. Examples of Managed Devices can be found in the Product Terms.

"Qualified Device" means any device that is used by or for the benefit of Enrolled Affiliate's Enterprise and is: (1) a personal desktop computer, portable computer, workstation, or similar device capable of running Windows Pro locally (in a physical or virtual operating system environment), or (2) a device used to access a virtual desktop infrastructure ("VDI"). Qualified Devices do not include any device that is: (1) designated as a server and not used as a personal computer, (2) an Industry Device, or (3) not a Managed Device. At its option, the Enrolled Affiliate may designate any device excluded above (e.g., Industry Device) that is used by or for the benefit of the Enrolled Affiliate's Enterprise as a Qualified Device for all or a subset of Enterprise Products or Online Services the Enrolled Affiliate has selected.

"Qualified User" means a person (e.g., employee, consultant, contingent staff) who: (1) is a user of a Qualified Device, or (2) accesses any server software requiring an Enterprise Product Client Access License or any Enterprise Online Service. It does not include a person who accesses server software or an Online Service solely under a License identified in the Qualified User exemptions in the Product Terms.

"Reseller" means an entity authorized by Microsoft to resell Licenses under this program and engaged by an Enrolled Affiliate to provide pre- and post-transaction assistance related to this agreement;

"Reserved License" means for an Online Service identified as eligible for true-ups in the Product Terms, the License reserved by Enrolled Affiliate prior to use and for which Microsoft will make the Online Service available for activation.

"State/Local Entity" means (1) any agency of a state or local government in the United States, or (2) any United States county, borough, commonwealth, city, municipality, town, township, special purpose district, or other similar type of governmental instrumentality established by the laws of Customer's state and located within Customer's state's jurisdiction and geographic boundaries.

"Tribal Entity" means a federally-recognized tribal entity performing tribal governmental functions and eligible for funding and services from the U.S. Department of Interior by virtue of its status as an Indian tribe.

"Use Rights" means, with respect to any licensing program, the use rights or terms of service for each Product and version published for that licensing program at the Volume Licensing Site and updated from time to time. The Use Rights include the Product-Specific License Terms, the License Model terms, the Universal License Terms, the Data Protection Terms, and the Other Legal Terms. The Use Rights supersede the terms of any end user license agreement (on-screen or otherwise) that accompanies a Product.

"Volume Licensing Site" means <http://www.microsoft.com/licensing/contracts> or a successor site.

## **2. Order requirements.**

- a. **Minimum order requirements.** Enrolled Affiliate's Enterprise must have a minimum of 250 Qualified Users or Qualified Devices. The initial order must include at least 250 Licenses for Enterprise Products or Enterprise Online Services.
  - (i) **Enterprise commitment.** Enrolled Affiliate must order enough Licenses to cover all Qualified Users or Qualified Devices, depending on the License Type, with one or more Enterprise Products or a mix of Enterprise Products and the corresponding Enterprise Online Services (as long as all Qualified Devices not covered by a License are only used by users covered with a user License).
  - (ii) **Enterprise Online Services only.** If no Enterprise Product is ordered, then Enrolled Affiliate need only maintain at least 250 Subscription Licenses for Enterprise Online Services.
- b. **Additional Products.** Upon satisfying the minimum order requirements above, Enrolled Affiliate may order Additional Products.
- c. **Use Rights for Enterprise Products.** For Enterprise Products, if a new Product version has more restrictive use rights than the version that is current at the start of the applicable initial or renewal term of the Enrollment, those more restrictive use rights will not apply to Enrolled Affiliate's use of that Product during that term.
- d. **Country of usage.** Enrolled Affiliate must specify the countries where Licenses will be used on its initial order and on any additional orders.
- e. **Resellers.** Enrolled Affiliate must choose and maintain a Reseller authorized in the United States. Enrolled Affiliate will acquire its Licenses through its chosen Reseller. Orders must be submitted to the Reseller who will transmit the order to Microsoft. The Reseller and Enrolled Affiliate determine pricing and payment terms as between them, and Microsoft will invoice the Reseller based on those terms. Throughout this Agreement the term "price" refers to reference price. Resellers and other third parties do not have authority to bind or impose any obligation or liability on Microsoft.
- f. **Adding Products.**
  - (i) **Adding new Products not previously ordered.** New Enterprise Products or Enterprise Online Services may be added at any time by contacting a Microsoft Account Manager or Reseller. New Additional Products, other than Online Services, may be used if an order is placed in the month the Product is first used. For Additional Products that are Online Services, an initial order for the Online Service is required prior to use.

- (ii) **Adding Licenses for previously ordered Products.** Additional Licenses for previously ordered Products other than Online Services may be added at any time but must be included in the next true-up order. Additional Licenses for Online Services must be ordered prior to use, unless the Online Services are (1) identified as eligible for true-up in the Product Terms or (2) included as part of other Licenses.
- g. **True-up requirements.** Enrolled Affiliate must submit an annual true-up order that accounts for any changes since the initial order or last order. If there are no changes, then an update statement must be submitted instead of a true-up order.
- (i) **Enterprise Products.** For Enterprise Products, Enrolled Affiliate must determine the number of Qualified Devices and Qualified Users (if ordering user-based Licenses) at the time the true-up order is placed and must order additional Licenses for all Qualified Devices and Qualified Users that are not already covered by existing Licenses, including any Enterprise Online Services.
- (ii) **Additional Products.** For Additional Products that have been previously ordered under this Enrollment, Enrolled Affiliate must determine the maximum number of Additional Products used since the latter of the initial order, the last true-up order, or the prior anniversary date and submit a true-up order that accounts for any increase.
- (iii) **Online Services.** For Online Services identified as eligible for true-up in the Product Terms, Enrolled Affiliate may place a reservation order for the additional Licenses prior to use and payment may be deferred until the next true-up order. Microsoft will provide a report of Reserved Licenses ordered but not yet invoiced to Enrolled Affiliate and its Reseller. Reserved Licenses will be invoiced retrospectively to the month in which they were ordered.
- (iv) **Subscription License reductions.** Enrolled Affiliate may reduce the quantity of Subscription Licenses at the Enrollment anniversary date on a prospective basis if permitted in the Product Terms, as follows:
- 1) For Subscription Licenses that are part of an Enterprise-wide purchase, Licenses may be reduced if the total quantity of Licenses and Software Assurance for an applicable group meets or exceeds the quantity of Qualified Devices and Qualified Users (if ordering user-based Licenses) identified on the Product Selection Form, and includes any additional Qualified Devices and Qualified Users added in any prior true-up orders. Step-up Licenses do not count towards this total count.
  - 2) For Enterprise Online Services that are not a part of an Enterprise-wide purchase, Licenses can be reduced as long as the initial order minimum requirements are maintained.
  - 3) For Additional Products available as Subscription Licenses, Enrolled Affiliate may reduce the Licenses. If the License count is reduced to zero, then Enrolled Affiliate's use of the applicable Subscription License will be cancelled.
- Invoices will be adjusted to reflect any reductions in Subscription Licenses at the true-up order Enrollment anniversary date and effective as of such date.
- (v) **Update statement.** An update statement must be submitted instead of a true-up order if, since the initial order or last true-up order, Enrolled Affiliate's Enterprise: (1) has not changed the number of Qualified Devices and Qualified Users licensed with Enterprise Products or Enterprise Online Services; and (2) has not increased its usage of Additional Products. This update statement must be signed by Enrolled Affiliate's authorized representative.
- (vi) **True-up order period.** The true-up order or update statement must be received by Microsoft between 60 and 30 days prior to each Enrollment anniversary date. The third-year true-up order or update statement is due within 30 days prior to the Expiration Date, and any license reservations within this 30 day period will not be accepted. Enrolled Affiliate

may submit true-up orders more often to account for increases in Product usage, but an annual true-up order or update statement must still be submitted during the annual order period.

(vii) **Late true-up order.** If the true-up order or update statement is not received when due, Microsoft will invoice Reseller for all Reserved Licenses not previously invoiced and Subscription License reductions cannot be reported until the following Enrollment anniversary date (or at Enrollment renewal, as applicable).

h. **Step-up Licenses.** For Licenses eligible for a step-up under this Enrollment, Enrolled Affiliate may step-up to a higher edition or suite as follows:

(i) For step-up Licenses included on an initial order, Enrolled Affiliate may order according to the true-up process.

(ii) If step-up Licenses are not included on an initial order, Enrolled Affiliate may step-up initially by following the process described in the Section titled "Adding new Products not previously ordered," then for additional step-up Licenses, by following the true-up order process.

i. **Clerical errors.** Microsoft may correct clerical errors in this Enrollment, and any documents submitted with or under this Enrollment, by providing notice by email and a reasonable opportunity for Enrolled Affiliate to object to the correction. Clerical errors include minor mistakes, unintentional additions and omissions. This provision does not apply to material terms, such as the identity, quantity or price of a Product ordered.

j. **Verifying compliance.** Microsoft may, in its discretion and at its expense, verify compliance with this Enrollment as set forth in the Enterprise Agreement.

### 3. **Pricing.**

a. **Price Levels.** For both the initial and any renewal term Enrolled Affiliate's Price Level for all Products ordered under this Enrollment will be Level "D" throughout the term of the Enrollment.

b. **Setting Prices.** Enrolled Affiliate's prices for each Product or Service will be established by its Reseller. Except for Online Services designated in the Product Terms as being exempt from fixed pricing, As long as Enrolled Affiliate continues to qualify for the same price level, Microsoft's prices for Resellers for each Product or Service ordered will be fixed throughout the applicable initial or renewal Enrollment term. Microsoft's prices to Resellers are reestablished at the beginning of the renewal term.

### 4. **Payment terms.**

For the initial or renewal order, Microsoft will invoice Enrolled Affiliate's Reseller in three equal annual installments. The first installment will be invoiced upon Microsoft's acceptance of this Enrollment and remaining installments will be invoiced on each subsequent Enrollment anniversary date. Subsequent orders are invoiced upon acceptance of the order and Enrolled Affiliate may elect to pay annually or upfront for Online Services and upfront for all other Licenses.

### 5. **End of Enrollment term and termination.**

a. **General.** At the Expiration Date, Enrolled Affiliate must immediately order and pay for Licenses for Products it has used but has not previously submitted an order, except as otherwise provided in this Enrollment.

b. **Renewal option.** At the Expiration Date of the initial term, Enrolled Affiliate can renew Products by renewing this Enrollment for one additional 36-month term or by signing a new Enrollment. Microsoft must receive a Renewal Form, Product Selection Form, and renewal order prior to or at the Expiration Date. Microsoft will not unreasonably reject any renewal.

Microsoft may make changes to this program that will make it necessary for Customer and its Enrolled Affiliates to enter into new agreements and Enrollments at renewal.

**c. If Enrolled Affiliate elects not to renew.**

- (i) **Software Assurance.** If Enrolled Affiliate elects not to renew Software Assurance for any Product under its Enrollment, then Enrolled Affiliate will not be permitted to order Software Assurance later without first acquiring a new License with Software Assurance.
- (ii) **Online Services eligible for an Extended Term.** For Online Services identified as eligible for an Extended Term in the Product Terms, the following options are available at the end of the Enrollment initial or renewal term.

- 1) **Extended Term.** Licenses for Online Services will automatically expire in accordance with the terms of the Enrollment. An extended term feature that allows Online Services to continue month-to-month ("Extended Term") is available. During the Extended Term, Online Services will be invoiced monthly at the then-current published price as of the Expiration Date plus a 3% administrative fee for up to one year. If Enrolled Affiliate wants an Extended Term, Enrolled Affiliate must submit a request to Microsoft at least 30 days prior to the Expiration Date.

- 2) **Cancellation during Extended Term.** At any time during the first year of the Extended Term, Enrolled Affiliate may terminate the Extended Term by submitting a notice of cancellation to Microsoft for each Online Service. Thereafter, either party may terminate the Extended Term by providing the other with a notice of cancellation for each Online Service. Cancellation will be effective at the end of the month following 30 days after Microsoft has received or issued the notice.

- (iii) **Subscription Licenses and Online Services not eligible for an Extended Term.** If Enrolled Affiliate elects not to renew, the Licenses will be cancelled and will terminate as of the Expiration Date. Any associated media must be uninstalled and destroyed and Enrolled Affiliate's Enterprise must discontinue use. Microsoft may request written certification to verify compliance.

**d. Termination for cause.** Any termination for cause of this Enrollment will be subject to the "Termination for cause" section of the Agreement. In addition, it shall be a breach of this Enrollment if Enrolled Affiliate or any Affiliate in the Enterprise that uses Government Community Cloud Services fails to meet and maintain the conditions of membership in the definition of Community.

**e. Early termination.** Any early termination of this Enrollment will be subject to the "Early Termination" Section of the Enterprise Agreement.

For Subscription Licenses, in the event of a breach by Microsoft, or if Microsoft terminates an Online Service for regulatory reasons, Microsoft will issue Reseller a credit for any amount paid in advance for the period after termination.

## **6. Government Community Cloud.**

**a. Community requirements.** If Enrolled Affiliate purchases Government Community Cloud Services, Enrolled Affiliate certifies that it is a member of the Community and agrees to use Government Community Cloud Services solely in its capacity as a member of the Community and, for eligible Government Community Cloud Services, for the benefit of end users that are members of the Community. Use of Government Community Cloud Services by an entity that is not a member of the Community or to provide services to non-Community members is strictly prohibited and could result in termination of Enrolled Affiliate's license(s) for Government Community Cloud Services without notice. Enrolled Affiliate acknowledges that only Community members may use Government Community Cloud Services.

**b.** All terms and conditions applicable to non-Government Community Cloud Services also apply

to their corresponding Government Community Cloud Services, except as otherwise noted in the Use Rights, Product Terms, and this Enrollment.

- c. Enrolled Affiliate may not deploy or use Government Community Cloud Services and corresponding non-Government Community Cloud Services in the same domain.
- d. **Use Rights for Government Community Cloud Services.** For Government Community Cloud Services, notwithstanding anything to the contrary in the Use Rights:
  - (i) Government Community Cloud Services will be offered only within the United States.
  - (ii) Additional European Terms, as set forth in the Use Rights, will not apply.
  - (iii) References to geographic areas in the Use Rights with respect to the location of Customer Data at rest, as set forth in the Use Rights, refer only to the United States.

*[Large diagonal watermark text: "Draft - Not for Distribution"]*

## Enrollment Details

### 1. Enrolled Affiliate's Enterprise.

- a. Identify which Agency Affiliates are included in the Enterprise. (Required) Enrolled Affiliate's Enterprise must consist of entire offices, bureaus, agencies, departments or other entities of Enrolled Affiliate, not partial offices, bureaus, agencies, or departments, or other partial entities. Check only one box in this section. If no boxes are checked, Microsoft will deem the Enterprise to include the Enrolled Affiliate only. If more than one box is checked, Microsoft will deem the Enterprise to include the largest number of Affiliates:

☒ Enrolled Affiliate only

☐ Enrolled Affiliate and all Affiliates

☐ Enrolled Affiliate and the following Affiliate(s) (Only identify specific affiliates to be included if fewer than all Affiliates are to be included in the Enterprise):

☐ Enrolled Affiliate and all Affiliates, with following Affiliate(s) excluded:

- b. Please indicate whether the Enrolled Affiliate's Enterprise will include all new Affiliates acquired after the start of this Enrollment: Exclude future Affiliates

### 2. Contact information.

Each party will notify the other in writing if any of the information in the following contact information page(s) changes. The asterisks (\*) indicate required fields. By providing contact information, Enrolled Affiliate consents to its use for purposes of administering this Enrollment by Microsoft, its Affiliates, and other parties that help administer this Enrollment. The personal information provided in connection with this Enrollment will be used and protected in accordance with the privacy statement available at <https://www.microsoft.com/licensing/servicecenter>.

- a. **Primary contact.** This contact is the primary contact for the Enrollment from within Enrolled Affiliate's Enterprise. This contact is also an Online Administrator for the Volume Licensing Service Center and may grant online access to others. The primary contact will be the default contact for all purposes unless separate contacts are identified for specific purposes

**Name of entity (must be legal entity name)\*** City of Gardena

**Contact name\*** First Alex Last Pinto

**Contact email address\*** apinto@cityofgardena.org

**Street address\*** 1700 W 162nd Street

**City\*** Gardena

**State\*** CA

**Postal code\*** 90247-3732-

(Please provide the zip + 4, e.g. xxxxx-xxxx)

**Country\*** United States

**Phone\*** 310-217-6167

**Tax ID**

\* indicates required fields

- b. **Notices contact and Online Administrator.** This contact (1) receives the contractual notices, (2) is the Online Administrator for the Volume Licensing Service Center and may grant online access to others, and (3) is authorized to order Reserved Licenses for eligible Online Services, including adding or reassigning Licenses and stepping-up prior to a true-up order.

☒ Same as primary contact (default if no information is provided below, even if the box is not checked).

**Contact name\*** First Alex Last Pinto  
**Contact email address\*** apinto@cityofgardena.org  
**Street address\*** 1700 W 162nd Street  
**City\*** Gardena  
**State\*** CA  
**Postal code\*** 90247-3732-  
(Please provide the zip + 4, e.g. xxxxx-xxxx)  
**Country\*** United States  
**Phone\*** 310-217-6167

**Language preference.** Choose the language for notices. English

☐ This contact is a third party (not the Enrolled Affiliate). Warning: This contact receives personally identifiable information of the Customer and its Affiliates.

*\* indicates required fields*

- c. **Online Services Manager.** This contact is authorized to manage the Online Services ordered under the Enrollment and (for applicable Online Services) to add or reassign Licenses and step-up prior to a true-up order.

Same as notices contact and Online Administrator (default if no information is provided below, even if box is not checked)

**Contact name\*:** First Alex Last Pinto  
**Contact email address\*** apinto@cityofgardena.org  
**Phone\*** 310-217-6167

☐ This contact is from a third party organization (not the entity). Warning: This contact receives personally identifiable information of the entity.

*\* indicates required fields*

- d. **Reseller information.** Reseller contact for this Enrollment is:

**Reseller company name\*** Crayon Software Experts LLC  
**Street address (PO boxes will not be accepted)\*** 12221 Merit Drive Suite 800  
**City\*** Dallas  
**State\*** TX  
**Postal code\*** 75251-1313  
**Country\*** United States  
**Contact name\*** Crayon US OPS TEAM  
**Phone\*** 469-329-0290  
**Contact email address\*** license.us@crayon.com

*\* indicates required fields*

By signing below, the Reseller identified above confirms that all information provided in this Enrollment is correct.

**Signature\*** \_\_\_\_\_

**Printed name\*** \_\_\_\_\_

**Printed title\*** \_\_\_\_\_

**Date\*** \_\_\_\_\_

*\* indicates required fields*

**Changing a Reseller.** If Microsoft or the Reseller chooses to discontinue doing business with each other, Enrolled Affiliate must choose a replacement Reseller. If Enrolled Affiliate or the Reseller intends to terminate their relationship, the initiating party must notify Microsoft and the

other party using a form provided by Microsoft at least 90 days prior to the date on which the change is to take effect.

- e. If Enrolled Affiliate requires a separate contact for any of the following, attach the Supplemental Contact Information form. *Otherwise, the notices contact and Online Administrator remains the default.*

- (i) Additional notices contact
- (ii) Software Assurance manager
- (iii) Subscriptions manager
- (iv) Customer Support Manager (CSM) contact

### **3. *Financing elections.***

Is a purchase under this Enrollment being financed through MS Financing? ☐ Yes, ☒ No.

If a purchase under this Enrollment is financed through MS Financing, and Enrolled Affiliate chooses not to finance any associated taxes, it must pay these taxes directly to Microsoft.

## Previous Enrollment(s)/Agreement(s) Form

**Entity Name:** City of Gardena

**Contract that this form is attached to:** State Local Government

For the purposes of this form, "entity" can mean the signing entity, Customer, Enrolled Affiliate, Government Partner, Institution, or other party entering into a volume licensing program agreement.

Please provide a description of the previous Enrollment(s), Agreement(s), Purchasing Account(s), and/or Affiliate Registration(s) being renewed or consolidated into the new contract identified above.

- a. Entity may select below any previous contract(s) from which to transfer MSDN subscribers to this new contract. Entity shall ensure that each MSDN subscriber transferred is either properly licensed under the new contract or is removed.
- b. Entity may select below only one previous contract from which to transfer the Software Assurance (SA) Benefit contact details, i.e., benefits contact (*not* the SA manager) and the program codes, to this new contract.
- c. An Open License cannot be used to transfer either the SA Benefit details or MSDN subscribers.
- d. The date of the earliest expiring Enrollment/Agreement that contains SA or Online Services will be the effective date of the new contract (or SA coverage period for Select Plus).
- e. Please insert the number of the earliest expiring Enrollment/Agreement with SA or Online Services in the appropriate fields of the new contract.

| Enrollment/Agreement/<br>Purchasing Account/Affiliate<br>Registration Description | Enrollment/Agreement/<br>Purchasing Account/Affiliate<br>Registration Public Customer<br>Number | Transfer<br>SA Benefit<br>Contact | Transfer<br>MSDN<br>Subscribers |
|-----------------------------------------------------------------------------------|-------------------------------------------------------------------------------------------------|-----------------------------------|---------------------------------|
| Standard Enrollment                                                               | 49695865                                                                                        | X                                 | X                               |

## Amendment to Contract Documents

Enrollment Number

01062020-andjohns-01

These amendments are entered into between the parties identified on the attached program signature form. They amend the Enrollment or Agreement identified above. All terms used but not defined in these amendments will have the same meanings provided in that Enrollment or Agreement.

## Enterprise Enrollment (Indirect) Invoice for Quoted Price Amendment ID M97

The price quoted to Enrolled Affiliate's Reseller is a fixed price based on an estimated order submission date. Microsoft will invoice Enrolled Affiliate's Reseller based on this fixed price quote. If this order is submitted later than the estimated order submission date, Enrolled Affiliate's Reseller will be charged for net new Monthly Subscriptions (including Online Services) for the period during which these services were not provided. Pricing to Enrolled Affiliate is agreed between Enrolled Affiliate and Enrolled Affiliate's Reseller.

| SKU Number | SKU Description                                                    | Existing Quantity | Incremental quantities |
|------------|--------------------------------------------------------------------|-------------------|------------------------|
| T2N-00001  | O365GCCE5 ShrdSvr<br>ALNG SubsVL MVL<br>PerUsr                     | 0                 | 30                     |
| AAD-98564  | WinE5FromSA for use<br>wGCC ALNG SubsVL<br>MVL Pltfrm PerUsr       | 0                 | 30                     |
| MQY-00001  | EntMobandSecE5FullGCC<br>ShrdSvr ALNG<br>SubsVL MVL PerUsr         | 0                 | 30                     |
| AAD-34704  | M365 E3 GCC Unified<br>ShrdSvr ALNG SubsVL<br>MVL PerUsr           | 0                 | 322                    |
| P3U-00001  | VisioPlan2GCC ShrdSvr<br>ALNG SubsVL MVL<br>PerUsr                 | 8                 | 0                      |
| MRC-00001  | AzureATPUsersGCC<br>ShrdSvr ALNG SubsVL<br>MVL AddOn<br>toEMSE5GCC | 0                 | 30                     |

| SKU Number | SKU Description                                                  | Existing Quantity | Incremental quantities |
|------------|------------------------------------------------------------------|-------------------|------------------------|
| MRA-00001  | CloudAppSecGCC<br>ShrdSvr ALNG SubsVL<br>MVL AddOn<br>toEMSE5GCC | 0                 | 30                     |
| 3KS-00001  | O365GCCF1 ShrdSvr<br>ALNG SubsVL MVL<br>PerUsr                   | 0                 | 220                    |
|            |                                                                  |                   |                        |
|            |                                                                  |                   |                        |

# Enterprise Enrollment

## MDATP in GCC US SLG

### Amendment ID CTM

The parties agree that the Enrollment is amended to add the following terms that shall apply when Government Partner or Enrolled Affiliate Reseller orders the components listed below for an Enrolled Affiliate that is a member of the Community:

#### 1. The following new Section is added to the Enrollment:

- a. **Applicable Terms.** Microsoft Defender Advanced Threat Protection (MDATP) is a commercial service and therefore is subject to the commercial terms and conditions. The MDATP service (the relevant skus of which are listed in the table below) will be provisioned in the public commercial cloud whether or not such components have "GCC" in the sku number and/or service name. While these services can be accessed from an Office 365 Government Community Cloud ("GCC") tenant, the security controls and data commitments related to the service are described in the current System Security Plan (SSP) for the Azure Commercial FedRAMP High ATO and Online Services Terms, and not the SSP for the Office 365 GCC FedRAMP ATO. If your GCC tenant is provisioned in the United States, Customer Data will be stored at rest in the United States. This service does not meet all of the Office 365 GCC compliance attributes (e.g., access by U.S. screened personnel, and support for CJIS and IRS 1075).

| Product                                                | SKU       |
|--------------------------------------------------------|-----------|
| WinE5 for use wGCC ALNG SubsVL MVL PerUsr              | AAD-98559 |
| WinE5 for use wGCC ALNG SubsVL MVL Pltfrm PerUsr       | AAD-98560 |
| WinE5FromSA for use wGCC ALNG SubsVL MVL PerUsr        | AAD-98563 |
| WinE5FromSA for use wGCC ALNG SubsVL MVL Pltfrm PerUsr | AAD-98564 |
| WINE5SUforusew/GCC ShrdSvr ALNG SubsVL MVL             | TSP-00001 |

Except for changes made by these amendments, the Enrollment or Agreement identified above remains unchanged and in full force and effect. If there is any conflict between any provision in these amendments and any provision in the Enrollment or Agreement identified above, these amendments shall control.

**This Amendment must be attached to a signature form to be valid.**

#### Microsoft Internal Use Only:

|                                                                      |     |             |    |
|----------------------------------------------------------------------|-----|-------------|----|
| (M97)EnrAmend(Ind)(InvoiceforQuotedPrice)(WW)(ENG)(Dec2019)(IU).docx |     | M97         | B  |
| (CTM)EnrAmend(MDATPinGCCUSSLG) LE Template.docx                      | CTM | CTM-CTC-OST | BD |

Proposal ID

0911558.003

Enrollment Number

Language: English (United States)

## Enrolled Affiliate's Enterprise Products and Enterprise Online Services summary for the initial order:

| Profile    | Qualified Devices | Qualified Users | Device / User Ratio | Enterprise Product Platform | CAL Licensing Model |
|------------|-------------------|-----------------|---------------------|-----------------------------|---------------------|
| Enterprise | 352               | 352             | 1.0                 | Yes                         | User Licenses       |

| Products                                        | Enterprise Quantity |
|-------------------------------------------------|---------------------|
| <b>Office 365 Plans</b>                         |                     |
| Office 365 (Plan G5) with PSTN Conferencing USL | 30                  |
| <b>Windows Desktop</b>                          |                     |
| WIN E5 from SA for use w/GCC                    | 30                  |
| <b>Enterprise Mobility and Security (EMS)</b>   |                     |
| Enterprise Mobility and Security E5 USL         | 30                  |
| <b>Microsoft 365 Enterprise</b>                 |                     |
| Microsoft 365 E3 USL                            | 322                 |

## Enrolled Affiliate's Product Quantities:

| Price Group         | 1                                                                                                       | 2                                                                                   | 3                                                                           | 4                                                    |
|---------------------|---------------------------------------------------------------------------------------------------------|-------------------------------------------------------------------------------------|-----------------------------------------------------------------------------|------------------------------------------------------|
| Enterprise Products | Office Professional Plus + Office 365 ProPlus + Office 365 (Plans E3 and E5) + Microsoft 365 Enterprise | Client Access License + Office 365 (Plans E1, E3 and E5) + Microsoft 365 Enterprise | Client Access License + Windows Intune + EMS USL + Microsoft 365 Enterprise | Win E3 + Win E5 + Win VDA + Microsoft 365 Enterprise |
| Quantity            | 352                                                                                                     | 352                                                                                 | 352                                                                         | 352                                                  |

| Enrolled Affiliate's Price Level:                                                                                                                                                                |             |
|--------------------------------------------------------------------------------------------------------------------------------------------------------------------------------------------------|-------------|
| Product Offering / Pool                                                                                                                                                                          | Price Level |
| <b>Enterprise Products and Enterprise Online Services USLs:</b> Unless otherwise indicated in associated contract documents, Price level set using the highest quantity from Groups 1 through 4. | D           |
| <b>Additional Product Application Pool:</b> Unless otherwise indicated in associated contract documents, Price level set using quantity from Group 1.                                            | D           |
| <b>Additional Product Server Pool:</b> Unless otherwise indicated in associated contract documents, Price level set using the highest quantity from Group 2 or 3.                                | D           |
| <b>Additional Product Systems Pool:</b> Unless otherwise indicated in associated contract documents, Price level set using quantity from Group 4.                                                | D           |

| NOTES                                                                                                                                                                                                                                                                                                                                                                               |             |
|-------------------------------------------------------------------------------------------------------------------------------------------------------------------------------------------------------------------------------------------------------------------------------------------------------------------------------------------------------------------------------------|-------------|
| Unless otherwise indicated in the associated contract documents, the price level for each Product offering / pool is set as described above, based upon the quantity to price level mapping below:                                                                                                                                                                                  |             |
| Quantity of Licenses and Software Assurance                                                                                                                                                                                                                                                                                                                                         | Price Level |
| 2,399 and below                                                                                                                                                                                                                                                                                                                                                                     | A           |
| 2,400 to 5,999                                                                                                                                                                                                                                                                                                                                                                      | B           |
| 6,000 to 14,999                                                                                                                                                                                                                                                                                                                                                                     | C           |
| 15,000 and above                                                                                                                                                                                                                                                                                                                                                                    | D           |
| <b>Note 1:</b> Enterprise Online Services may not be available in all locations. Please see the Product List for a list of locations where these may be purchased.                                                                                                                                                                                                                  |             |
| <b>Note 2:</b> Enrolled Affiliate acknowledges that in order to use a third party to reimage the Windows Operating System Upgrade, Enrolled Affiliate must certify that it has acquired qualifying operating system licenses. The requirement applies to Windows Enterprise OS Upgrade. See Product Terms for details.                                                              |             |
| <b>Note 3:</b> If Enrolled Affiliate does not order an Enterprise Product or Enterprise Online Service associated with an applicable Product pool, the price level for Additional Products in the same pool will be price level "A" throughout the term of the Enrollment. Refer to the Qualifying Government Entity Addendum pricing provision for more details on price leveling. |             |

**Annual Microsoft Licensing Renewal for Calendar Year 2020-2022**  
**Qualified Quote Comparison**

| <b>Vendor</b>        | <b>Current Contract w/<br/>SoftChoice</b> | <b>SoftChoice Renewal -<br/>Proposal #1</b> | <b>Crayon-<br/>Proposal #2</b> | <b>Dell-<br/>Proposal #3</b> | <b>PCMG/Insight-<br/>Proposal #4</b> |
|----------------------|-------------------------------------------|---------------------------------------------|--------------------------------|------------------------------|--------------------------------------|
| <b>Year 1 - 2020</b> | \$223,250.51                              | \$213,111 - \$222,000                       | \$154,829.40                   | \$158,644.77                 | \$160,668.96                         |
| <b>Year 2 - 2021</b> | \$223,250.51                              | \$213,111 - \$222,000                       | \$160,111.16                   | \$158,644.77                 | \$160,668.96                         |
| <b>Year 3 - 2022</b> | \$223,435.53                              | \$213,111 - \$222,000                       | \$160,111.16                   | \$158,644.77                 | \$160,668.96                         |
| <b>Total</b>         | <b>\$669,936.55</b>                       | <b>\$639,334 - \$666,000</b>                | <b>\$475,051.72</b>            | <b>\$475,934.31</b>          | <b>\$482,006.88</b>                  |

| <b>Estimated Total Cost By Fund</b> |                     |                     |                     |
|-------------------------------------|---------------------|---------------------|---------------------|
| General Fund                        | \$311,118.44        | \$311,696.46        | \$315,673.48        |
| Enterprise Funds                    | \$80,848.92         | \$80,999.13         | \$82,032.62         |
| Other Funds                         | \$83,084.36         | \$83,238.72         | \$84,300.79         |
| <b>Total</b>                        | <b>\$475,051.72</b> | <b>\$475,934.31</b> | <b>\$482,006.88</b> |

| <b>Cost Savings by Year from the Current Contract</b> |                     |                     |                     |
|-------------------------------------------------------|---------------------|---------------------|---------------------|
| 2020 Cost Savings                                     | \$68,421.11         | \$64,605.74         | \$62,581.55         |
| 2021 Cost Savings                                     | \$63,139.35         | \$64,605.74         | \$62,581.55         |
| 2022 Cost Savings                                     | \$63,324.37         | \$64,790.76         | \$62,766.57         |
| <b>Total Cost Savings vs<br/>Current Contract</b>     | <b>\$194,884.83</b> | <b>\$194,002.24</b> | <b>\$187,929.67</b> |



**City of Gardena**  
**City Council Meeting**  
**AGENDA REPORT SUMMARY**

Agenda Item No. 8. B. ( 1 )  
Department: COMMUNITY DEVELOPMENT  
Meeting Date: 01/14/2020  
Ordinance No. 1815

TO: THE HONORABLE MAYOR AND CITY COUNCIL MEMBERS  
AGENDA TITLE: Ordinance No. 1815: Introduction of Ordinance No. 1815, an Ordinance of the City Council of the City of Gardena, California, Repealing Chapter 15.04 of the Gardena Municipal Code and Adopting a New Chapter 15.04 Which Adopts by Reference the 2019 California Building Standards Code with Amendments, Except Part 9, and Readopts Section 15.04.020 Relating to Fees

**COUNCIL ACTION REQUIRED:**

- Introduce Ordinance No. 1815
- Set a Public Hearing Date

Action Taken /

**RECOMMENDATION AND STAFF SUMMARY:**

Staff respectfully recommends that the City Council introduce Ordinance No. 1815, adopting by reference, the California State Building Code, with amendments, and set a public hearing on the adoption for the February 11, 2020, City Council Meeting.

California Health & Safety Code section 18901 et seq. provides that the Building Standards Commission shall adopt a California Building Standards Code ("CBSC") based on specified uniform codes with input from various State Departments. The 2019 CBSC has been adopted and is codified in Title 24 of the California Code of Regulations;


California law requires cities to adopt the California Building Standards Code (CBSC) which is set forth in Title 24 of the California Code of Regulations. The 2019 edition of that Code, together with local amendments, are recommended for City Council adoption.

**FINANCIAL IMPACT/COST:**

None

**ATTACHMENT:**

- Agenda Staff Report
- Draft Ordinance No. 1815

Submitted by:  Raymond Barragan, Acting  
Community Development Director

Date: 01/08/2020

Submitted by:  Clint Osorio, City Manager

Date: 01/08/2020

# CITY COUNCIL MEETING AGENDA STAFF REPORT

Agenda Item No. 8. B. (1)  
Department: Community Development  
Meeting Date: January 14, 2020  
Ordinance No. 1815

## AGENDA TITLE:

Introduction of Ordinance No. 1815, an Ordinance of the City Council of the City of Gardena, California, Repealing Chapter 15.04 of the Gardena Municipal Code and Adopting a New Chapter 15.04 Which Adopts by Reference the 2019 California Building Standards Code with Amendments, Except Part 9, and Readopts Section 15.04.020 Relating to Fees

## RECOMMENDATION:

Staff respectfully recommends that the City Council:

1. Introduce Ordinance No. 1815 adopting by reference the California State Building Code with amendments; and
2. Set a public hearing on the adopt for the meeting of February 11, 2020.

## BACKGROUND:

California law requires cities to adopt the California Building Standards Code (CBSC) which is set forth in Title 24 of the California Code of Regulations. The 2019 edition of that Code, together with local amendments, are recommended for City Council adoption. The State Building Standards Code consists of the following parts:

- Part 1 California Administrative Code
- Part 2 California Building Code
- Part 2.5 California Residential Code
- Part 3 California Electrical Code
- Part 4 California Mechanical Code
- Part 5 California Plumbing Code
- Part 6 California Energy Code
- Part 7 Vacant
- Part 8 California Historical Building Code
- Part 9 California Fire Code
- Part 10 California Existing Building Code
- Part 11 California Green Building Standards Code (CALGreen)
- Part 12 California Referenced Standards Code

The Ordinance adopts all Parts and some appendices with amendments. The only exception is Part 9, the California Fire Code, due to the fact that the City adopts the Los Angeles County Fire Code.

Staff proposes that the City Council adopt the amendments to the CBSC which have been recommended by the International Code Council (ICC) Los Angeles Basin Chapter's Administration and Construction Committees to deal with local conditions relating to seismic safety and local climatic conditions in order to better protect the City.

Because the Ordinance adopts the California State Building Standards Code by reference, state law requires that it first be introduced and then the City Council set a public hearing date, after which the City Council may adopt the Ordinance. Prior to adoption of Ordinance 1815, the City Council will consider a Resolution setting for the findings and rationale for these amendments as required by law. The Resolution will be presented at the time of the public hearing. Upon adoption, the Ordinance and Resolution will be sent to the California Building Standards Commission in accordance with State law.

Should the City Council fail to adopt this Ordinance after the public hearing, the provisions of the 2019 building code will still apply, just without the amendments to deal with local climatic and seismic issues.

#### FISCAL REVIEW/COST

There will be no fiscal impact as a result of the adoption of the subject Ordinance.

IN CONCLUSION, Staff respectfully recommends that the City Council introduce Ordinance No. 1815 and set a public hearing on its adoption for its regularly scheduled meeting of February 11, 2020.

**ORDINANCE NO. 1815**

**AN ORDINANCE OF THE CITY COUNCIL OF THE CITY OF GARDENA, CALIFORNIA, REPEALING CHAPTER 15.04 OF THE GARDENA MUNICIPAL CODE AND ADOPTING A NEW CHAPTER 15.04 WHICH ADOPTS BY REFERENCE THE 2019 CALIFORNIA STATE BUILDING STANDARDS CODE, WITH AMENDMENTS, EXCEPT PART 9, AND READOPTS SECTION 15.04.020 RELATING TO FEES**

**WHEREAS**, California Health & Safety Code Section 18901 et seq. provides that the Building Standards Commission shall adopt a California Building Standards Code ("CBSC") based on specified uniform codes with input from various State Departments; and

**WHEREAS**, the 2019 CBSC has been adopted and is codified in Title 24 of the California Code of Regulations; and

**WHEREAS**, California Health & Safety Code Section 17922 provides that the Department of Housing and Community Development is to adopt the CBSC and other regulations; and

**WHEREAS**, the Department of Housing and Community Development has adopted the most recent version of the CBSC; and

**WHEREAS**, California Health & Safety Code Section 17958.5 provides that a city may make changes in the provisions adopted pursuant to Health and Safety Code Section 17922 and published in the CBSC or other regulations upon specified findings; and

**WHEREAS**, California Health & Safety Code Section 17958 further provides that, if a city does not amend, add, or repeal ordinances or regulations to impose those requirements or make changes, the provisions published in the CBSC or other regulations shall be applicable to the city and shall be effective 180 days after publication of the CBSC by the California Building Standards Commission; and

**WHEREAS**, the California Building Standards Commission adopted the 2019 Codes to be effective as of January 1, 2020; and

**WHEREAS**, the City Council of the City of Gardena has determined that it would like to adopt the CBSC by reference, as well as make certain amendments thereto; and

**WHEREAS**, prior to adopting this Ordinance, the City Council adopted Resolution No. 6424, making the necessary findings to amend the California Building Standards Code;

**NOW, THEREFORE, THE CITY COUNCIL OF THE CITY OF GARDENA, CALIFORNIA, DOES ORDAIN, AS FOLLOWS:**

**SECTION 1.** Chapter 15.04 of the Gardena Municipal Code is repealed.

**SECTION 2.** Chapter 15.04 is added to the Gardena Municipal Code to read, as follows:

**Chapter 15.04  
General Building Provisions**

**15.04.010 Adoption of the California Building Standards Code**

A. Subject to the amendments and changes set forth herein, the following parts of the 2019 California Building Standards Code as set forth in Title 24 of the California Code of Regulations are adopted by reference in their entirety:

1. Part 1 – California Building Standards Administrative Code.
2. Part 2 – California Building Code and the following division and appendices:
  - a. Division II, Scope and Administration to the California Building Code;
  - b. Appendix F, Rodent-proofing;
  - c. Appendix H, Signs;
  - d. Appendix I, Patio Covers;
  - e. Appendix J, Grading.
3. Part 2.5 – California Residential Building Code and the following division and appendices:
  - a. Division II, Scope and Administration to the California Residential Building Code;
  - b. Appendix H, Patio Covers;
  - c. Appendix J, Existing Buildings and Structures;
  - d. Appendix K, Sound Transmission;
  - e. Appendix O, Automatic Vehicular Gate;
  - f. Appendix V, Swimming Pool Safety Act.
4. Part 3 – California Electrical Code, In its entirety.
5. Part 4 – California Mechanical Code and the following appendix:
  - a. Appendix B, Procedures to be followed to place Gas Equipment in Operation.
6. Part 5 – California Plumbing Code and the following appendices:
  - a. Appendix A, Recommended Rules for the Sizing of Water Piping System;
  - b. Appendix B, Explanatory Notes on Combination Waste and Vent Systems
  - c. Appendix D, Sizing of Storm Water Drainage Systems;

- d. Appendix G, Sizing of Vent System;
  - e. Appendix I, Installation Standard for PEX Tubing Systems for Hot and Cold Water Distribution;
  - f. Appendix J, Combination of Indoor and Outdoor Combustion; and Ventilation Opening Design.
- 7. Part 6 – California Energy Code, including all appendices.
  - 8. Part 8 – California Historical Building Code, as adopted by the State of California, including all appendices.
  - 9. Part 10 – California Existing Building Code and the following appendix:
    - a. Appendix A, Guidelines For Retrofit Of Existing Buildings
      - i. Chapter A1, Seismic Strengthening Provisions For Unreinforced Masonry Bearing Wall Buildings;
      - ii. Chapter A2, Earthquake Hazard Reduction In Existing Concrete And Reinforced Masonry Wall Buildings With Flexible Diaphragms;
      - iii. Chapter A3, Prescriptive Provisions For Seismic Strengthening Of Cripple Walls And Sill Plate Anchorage Of Light Wood Framed Buildings; and
      - iv. Chapter A5, Reference Standards.
  - 10. Part 11 – California Green Building Standards Code (“Cal Green”).
- B. The most recent version of the Los Angeles County Fire Code**, as set forth in Section 8.08.020, shall be part of the building regulations of the city. In cases of conflict between any provision between the Los Angeles County Fire Code and the other provisions of the building regulations of the city of Gardena, the most restrictive provision shall prevail.

**15.04.020 Fees**

The City shall charge fees for all permits, plan checks, inspections and other services performed by the City relating to any portion of the Building Regulations of the City or any other provision of Title 15 of the Gardena Municipal Code in an amount set by resolution of the City Council.

**15.04.030 Amendment of Part 2, California Building Code**

- A. Section 105.2 of the California Building Code relating to Building exemptions is amended to read as follows; the exemptions for electrical, gas, mechanical and plumbing remain the same:

**105.2 Work exempt from permit.** Exemptions from permit requirements of this code shall not be deemed to grant authorization for any work to be done in any manner

in violation of the provisions of this code or any other laws or ordinances of this jurisdiction. Permits shall not be required for the following:

**Building:**

1. One-story Detached Accessory Structures, used as tool and storage sheds, playhouses and similar uses provided the floor area does not exceed 120 square feet, with three feet clear from a building or property line and conforming to the zoning requirements of the Gardena Municipal Code.
2. [deleted].
3. [deleted].
4. [deleted].
5. Water tanks supported directly on grade if the capacity is not greater than 5,000 gallons (18,925 L) and the ratio of height to diameter or width is not greater than 2:1.
6. Sidewalks and driveways not more than 30 inches (762) mm above adjacent grade, and not over any basement or story below and are not part of an accessible route.
7. Painting, papering, floor and wall tiling – excluding showers and wet areas, carpeting, cabinets, counter tops not containing plumbing or electrical fixtures, and similar finish work.
8. Temporary motion picture, television, and theater stage sets and scenery.
9. Prefabricated swimming pools accessory to a Group R-3 occupancy that are less than 18 inches deep, do not exceed 5,000 gallons and are installed entirely above ground.
10. Shade cloth structures constructed for nursery or agricultural purposes, and not including service systems.
11. Swings and other playground equipment accessory to detached one- and two-family dwellings.
12. Window awnings in Group R-3 or Group U occupancies, supported by an exterior wall that do not project more than 54 inches from the exterior wall and do not require additional support.
13. Nonfixed and Movable fixtures, cases, racks, counters, and partitions not over five feet nine inches (1753 mm) in height.

14. Decks not over 30 inches above surrounding grade or finishes, not attached to a structure, or serving any part of the means of egress.

B. Section 105.5 is amended to read as follows:

**105.5 Expiration.** Every permit issued shall become invalid unless the work on the site authorized by such permit is commenced within ~~180~~ 360 days after its issuance, or if the work authorized on the site by such permit is suspended or abandoned for a period of 180 days after the time the work is commenced. The building official is authorized to grant one extension of time for period of not more than 180 days. The extension shall be requested in writing and justifiable cause demonstrated. Extensions shall only be granted prior to the expiration of a permit.

C. Section 107.5.1 relating to Retention of Construction Documents is added to read as follows:

**107.5.1 Retention of Construction Documents.** Per Building Standards Law, Health and Safety Code Sections 19850 and 19851 the City is required to retain a copy of these plans. The light or dark graphics and/or text will not allow for scanning. Text shall be 7/64", or 10 point, minimum in height and legible.

D. Table 1505.1 of Chapter 15 of the California Building Code is amended to read as follows:

**TABLE 1505.1<sup>a</sup>  
MINIMUM ROOF COVERING  
CLASSIFICATION FOR TYPES OF CONSTRUCTION**

| IA | IB | IIA | IIB          | IIIA | IIIB         | IV | VA | VB           |
|----|----|-----|--------------|------|--------------|----|----|--------------|
| B  | B  | B   | <del>B</del> | B    | <del>B</del> | B  | B  | <del>B</del> |

E. Section 1505.1.3 of the California Building Code is amended to read as follows:

**1505.1.3. Roof coverings within all other areas.** The entire roof covering of every existing structure where more than 50 percent of the total roof is replaced within any one-year period, the entire roof covering of every new structure and any roof covering applied in the alteration, repair or replacement of the roof of every existing structure shall be a fire-retardant roof covering that is at least a Class C "B" Fire Rated assembly.

F. Section 1507.3.1 of the California Building Code is amended to read as follows:

**1507.3.1 Deck requirements.** Concrete and clay tile shall be installed only over solid sheathing ~~or spaced structural sheathing boards.~~

~~Exception:~~ Spaced lumber shall be permitted in Seismic Design Categories A,B, and C.

- G. The following sections are added to Chapter 16 of the California Building Code to read as follows:

**1613.5 Amendments to ASCE 7.** The provisions of Section 1613.5 shall be permitted as an amendment to the relevant provisions of ASCE 7.

**1613.5.1 Values for vertical combinations.** Modify ASCE 7 Section 12.2.3.1 Exception 3 as follows:

3. Detached one- and two-family dwellings up to two stories in height of light frame construction.

**1613.5.2 Wood diaphragms.** Modify ASCE 7 Section 12.11.2.2.3 as follows:

**12.11.2.2.3 Wood diaphragms.** The anchorage of concrete or masonry structural walls to wood diaphragms shall be in accordance with AWC SDPWS 4.1.5.1 and this section. Continuous ties required by this section shall be in addition to the diaphragm sheathing. Anchorage shall not be accomplished by use of toenails or nails subject to withdrawal, nor shall wood ledgers or framing be used in cross-grain bending or cross-grain tension. The diaphragm sheathing shall not be considered effective for providing the ties or struts required by this section

For structures assigned to Seismic Design Category D, E or F, wood diaphragms supporting concrete or masonry walls shall comply with the following:

1. The spacing of continuous ties shall not exceed 40 feet. Added chords of diaphragms may be used to form subdiaphragms to transmit the anchorage forces to the main continuous crossties.
2. The maximum diaphragm shear used to determine the depth of the subdiaphragm shall not exceed 75% of the maximum diaphragm shear.

**1613.5.3 Structural separation.** Modify ASCE 7 Section 12.12.3 Equation 12.12-1 as follows:

$$\delta_M = \frac{C_d \delta_{max}}{I_e} \quad (12.12-1)$$

**1613.7 Suspended ceilings.** Minimum design and installation standards for suspended ceilings shall be determined in accordance with the requirements of Section 2506.2.1 of this Code and this section.

**1613.7.1 Scope.** This part contains special requirements for suspended ceilings and lighting systems. Provisions of Section 13.5.6 of ASCE 7 shall apply except as modified herein.

**1613.7.2 General.** The suspended ceilings and lighting systems shall be limited to 6 feet (1828 mm) below the structural deck unless the lateral bracing is designed by a licensed engineer or architect.

**1613.7.3 Sprinkler heads.** All sprinkler heads (drops) except fire-resistance-rated floor/ceiling or roof/ceiling assemblies, shall be designed to allow for free movement of the sprinkler pipes with oversize rings, sleeves or adaptors through the ceiling tile. Sprinkler heads and other penetrations shall have a 2 inch (50mm) oversize ring, sleeve, or adapter through the ceiling tile to allow for free movement of at least 1 inch (25mm) in all horizontal directions. Alternatively, a swing joint that can accommodate 1 inch (25 mm) of ceiling movement in all horizontal directions is permitted to be provided at the top of the sprinkler head extension.

Sprinkler heads penetrating fire-resistance-rated floor/ceiling or roof/ceiling assemblies shall comply with Section 714 of this Code.

**1613.7.4 Special requirements for means of egress.** Suspended ceiling assemblies located along means of egress serving an occupant load of 30 or more shall comply with the following provisions.

**1613.7.4.1 General.** Ceiling suspension systems shall be connected and braced with vertical hangers attached directly to the structural deck along the means of egress serving an occupant load of 30 or more and at lobbies accessory to Group A Occupancies. Spacing of vertical hangers shall not exceed 2 feet (610 mm) on center along the entire length of the suspended ceiling assembly located along the means of egress or at the lobby.

**1613.7.4.2 Assembly device.** All lay-in panels shall be secured to the suspension ceiling assembly with two hold-down clips minimum for each tile within a 4-foot (1219 mm) radius of the exit lights and exit signs.

**1613.7.4.3 Emergency systems.** Independent supports and braces shall be provided for light fixtures required for exit illumination. Power supply for exit illumination shall comply with the requirements of Section 1008.3 of this Code.

**1613.7.4.4 Supports for appendage.** Separate support from the structural deck shall be provided for all appendages such as light fixtures, air diffusers, exit signs, and similar elements.

H. Section 1704.6 of the California Building Code is amended to read as follows:

**1704.6 Structural observations.** Where required by the provisions of Section 1704.6.1, 1704.6.2 or 1704.6.3, the owner or the owner's authorized agent shall employ a registered design professional, or his/her designee as a structural observer, to perform structural observations. Structural observation does not include or waive the responsibility for the inspections in Section 110 or the special inspections in Section 1705 or other sections of this code. The structural observer shall be one of the following individuals:

1. The registered design professional responsible for the structural design, or
2. A registered design professional designated by the registered design professional responsible for the structural design.

Prior to the commencement of observations, the structural observer shall submit to the building official a written statement identifying the frequency and extent of structural observations.

~~— At the conclusion of the work included in the permit, the structural observer shall submit to the building official a written statement that the site visits have been made and identify any reported deficiencies that, to the best of the structural observer's knowledge, have not been resolved.~~

The owner or owner's authorized agent shall coordinate and call a preconstruction meeting between the structural observer, contractors, affected subcontractors and special inspectors. The structural observer shall preside over the meeting. The purpose of the meeting shall be to identify the major structural elements and connections that affect the vertical and lateral load resisting systems of the structure and to review scheduling of the required observations. A record of the meeting shall be included in the report submitted to the building official.

Observed deficiencies shall be reported in writing to the owner or owner's authorized agent, special inspector, contractor and the building official. Upon the form prescribed by the building official, the structural observer shall submit to the building official a written statement at each significant construction stage stating that the site visits have been made and identifying any reported deficiencies which, to the best of the structural observer's knowledge, have not been resolved. A final report by the structural observer which states that all observed deficiencies have been resolved is required before acceptance of the work by the building official.

- I. Section 1704.6.2 of the California Building Code is amended to read as follows:

**1704.6.2 Structural observations for seismic resistance.** Structural observations shall be provided for those structures assigned to Seismic Design Category D, E or F where one or more of the following conditions exist:

1. The structure is classified as Risk Category III or IV.
2. The structure ~~is assigned to Seismic Design Category E, is classified as Risk Category I or II, and is greater than two stories above the grade plane~~ a lateral design is required for the structure or portion thereof.

**Exception:** One-story wood framed Group R-3 and Group U Occupancies less than 2,000 square feet in area, provided the adjacent grade is not steeper than 1 unit vertical in 10 units horizontal (10% sloped), assigned to Seismic Design Category D.

- J. Section 1705.3 of the California Building Code is amended to read as follows:

**1705.3 Concrete construction.** The special inspections and tests for concrete construction shall be performed in accordance with this section and Table 1705.3.

**Exceptions:** Special inspections and tests shall not be required for:

1. Isolated spread concrete footings of buildings three stories or less above grade plane that are fully supported on earth or rock where the structural design of the footing is based on a specified compressive strength,  $f'_c$ , not more than 2,500 pounds per square inch (psi) (17.2 Mpa) regardless of the compressive strength specified in the construction documents or used in the footing construction.
2. Continuous concrete footings supporting walls of buildings three stories or less above grade plane that are fully supported on earth or rock where:
  - 2.1. The footings support walls of light-frame construction;
  - 2.2. The footings are designed in accordance with Table 1809.7;
  - 2.3. The structural design of the footing is based on a specified compressive strength,  $f'_c$ , not more than 2,500 pounds per square inch (psi) (17.2 Mpa), regardless of the compressive strength specified in the construction documents or used in the footing construction.
3. Nonstructural concrete slabs supported directly on the ground, including prestressed slabs on grade, where the effective prestress in the concrete is less than 150 psi (1.03 Mpa).
- ~~4. Concrete foundation walls constructed in accordance with Table 1807.1.6.2.~~
- ~~54.~~ Concrete patios, driveways and sidewalks, on grade.

K. Section 1705.12 of the California Building Code is amended to read as follows:

**1705.12 Special inspections for seismic resistance.** Special inspections for seismic resistance shall be required as specified in Sections 1705.12.1 through 1705.12.9, unless exempted by the exceptions of Section 1704.2.

**Exception:** The special inspections specified in Sections 1705.12.1 through 1705.12.9 are not required for structures designed and constructed in accordance with one of the following:

1. The structure consists of light-frame construction; the design spectral response acceleration at short periods,  $S_{DS}$ , as determined in Section 1613.2.4, does not exceed 0.5; and the building height of the structure does not exceed 35 feet (10 668 mm).
2. The seismic force-resisting system of the structure consists of reinforced masonry or reinforced concrete; the design spectral response acceleration at short periods,  $S_{DS}$ , as determined in Section 1613.2.4, does not exceed 0.5; and the building height of the structure does not exceed 25 feet (7620 mm)
3. ~~The structure is a detached one- or two-family dwelling not exceeding two stories above grade plane, is not assigned to Seismic Design Category D, E or F, and does not have any of the following horizontal or vertical irregularities in accordance with Section 12.3 of ASCE 7:~~

~~3.1 Torsional or extreme torsional irregularity.~~

~~3.2 Nonparallel systems irregularity.~~

~~3.3 Stiffness soft story or stiffness extreme soft story irregularity.~~

~~3.4 Discontinuity in lateral strength weak story irregularity.~~

L. Section 1807.1.4 of the California Building Code is amended to read as follows:

**1807.1.4 Permanent wood foundation systems.** ~~Permanent wood foundation systems shall be designed and installed in accordance with AWC PWF. Lumber and plywood shall be treated in accordance with AWP A U1 (Commodity Specification A, Special Requirement 4.2) and shall be identified in accordance with Section 2303.1.9.1.~~ Permanent wood foundation systems shall not be used for structures assigned to Seismic Design Category D, E or F.

M. Section 1807.1.6 of the California Building Code is amended to read as follows:

**1807.1.6 Prescriptive design of concrete and masonry foundation walls.** Concrete and masonry foundation walls that are laterally supported at the top and bottom shall be permitted to be designed and constructed in accordance with this

section. Prescriptive design of foundation walls shall not be used for structures assigned to Seismic Design Category D, E or F.

N. Section 1807.2 of the California Building Code is amended to read as follows:

**1807.2 Retaining walls.** Retaining walls shall be designed in accordance with Section 1807.2.1 through 1807.2.3. Retaining walls assigned to Seismic Design Category D, E or F shall not be partially or wholly constructed of wood.

O. Section 1807.3.1 of the California Building Code is amended to read as follows:

**1807.3.1 Limitations.** The design procedures outlined in this section are subject to the following limitations:

- ~~1. The frictional resistance for structural walls and slabs on silts and clays shall be limited to one half of the normal force imposed on the soils by the weight of the footing or slab.~~
- ~~2. Posts embedded in earth shall not be used to provide lateral support for structural or nonstructural materials such as plaster, masonry or concrete unless bracing is provided that develops the limited deflection required.~~

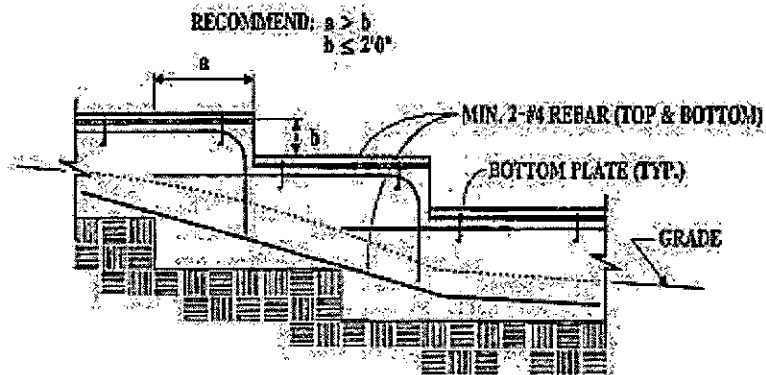
~~Wood poles shall be treated in accordance with AWPA U1 for sawn timber posts (Commodity Specification A, Use Category 4B) and for round timber posts (Commodity Specification B, Use Category 4B). Wood poles and posts embedded in direct contact with soil shall not be used for structures assigned to Seismic Design Category D, E or F.~~

**Exception:** Wood poles and posts embedded in direct contact with soil may be used to support nonhabitable, nonoccupiable structures such as fences when approved by the building official.

P. Section 1809.3 of the California Building Code is amended to read as follows:

**1809.3 Stepped footings.** The top surface of footings shall be level. The bottom surface of footings shall be permitted to have a slope not exceeding one unit vertical in 10 units horizontal (10-percent slope). Footings shall be stepped where it is necessary to change the elevation of the top surface of the footing or where the surface of the ground slopes more than one unit vertical in 10 units horizontal (10-percent slope).

For structures assigned to Seismic Design Category D, E or F, the stepping requirement shall also apply to the top surface of continuous footings supporting walls. Footings shall be reinforced with four No. 4 deformed reinforcing bars. Two bars shall be placed at the top and bottom of the footings as shown in Figure 1809.3.



STEPPED FOUNDATIONS

**FIGURE 1809.3**  
**STEPPED FOOTING**

Q. Section 1809.7 and Table 1809.7 of the California Building Code are amended to read as follows:

**1809.7 Prescriptive footings for light-frame construction.** Where a specific design is not provided, concrete or masonry-unit footings supporting walls of light-frame construction shall be permitted to be designed in accordance with Table 1809.7. Light-frame construction using prescriptive footings in Table 1809.7 shall not exceed one story above grade plane for structures assigned to Seismic Design Category D, E or F.

**TABLE 1809.7**  
**PRESCRIPTIVE FOOTINGS SUPPORTING WALLS OF**  
**LIGHT-FRAME CONSTRUCTION** a, b, c, d, e

| NUMBER OF FLOORS<br>SUPPORTED BY THE<br>FOOTING <sup>f</sup> | WIDTH OF<br>FOOTING<br>(inches) | THICKNESS OF<br>FOOTING (inches) |
|--------------------------------------------------------------|---------------------------------|----------------------------------|
| 1                                                            | 12                              | 6                                |
| 2                                                            | 15                              | 6                                |
| 3                                                            | 18                              | 8 <sup>g</sup>                   |

For SI: 1 inch = 25.4 mm, 1 foot = 304.8 mm

- Depth of footings shall be in accordance with Section 1809.4.
- The ground under the floor shall be permitted to be excavated to the elevation of the top of the footing.
- ~~Interior stud-bearing walls shall be permitted to be supported by isolated footings. The footing width and length shall be twice the width shown in this table, and footings shall be spaced not more than 6 feet on center. Not Adopted.~~
- See Section 1905 for additional requirements for concrete footings of structures assigned to Seismic Design Category C, D, E or F.

- e. For thickness of foundation walls, see Section 1807.1.6.
- f. Footings shall be permitted to support a roof addition to the stipulated number of floors. Footings supporting roof only shall be as required for supporting one floor.
- g. ~~Plain concrete footings for Group R-3 occupancies shall be permitted to be 6 inches thick.~~

***[THIS SPACE INTENTIONALLY LEFT BLANK]***

R. Section 1809.12 of the California Building Code is amended to read as follows:

**1809.12 Timber footings.** Timber footings shall be permitted for buildings of Type V construction and as otherwise approved by the Building Official. Such footings shall be treated in accordance with AWP A U1 (Commodity Specification A, Use Category 4B). Treated timbers are not required where placed entirely below permanent water level, or where used as capping for wood piles that project above the water level over submerged or marsh lands. The compressive stresses perpendicular to grain in untreated timber footings supported on treated piles shall not exceed 70 percent of the allowable stresses for the species and grade of timber as specified in the ANSI/AWC NDS. Timber footings shall not be used in structures assigned to Seismic Design Category D, E or F.

S. Section 1810.3.2.4 of the California Building Code is amended to read as follows:

**1810.3.2.4 Timber.** Timber deep foundation elements shall be designed as piles or poles in accordance with ANSI/AWC NDS. Round timber elements shall conform to ASTM D 25. Sawn timber elements shall conform to DOC PS-20. Timber deep foundation elements shall not be used in structures assigned to Seismic Design Category D, E or F.

T. Section 1905.1.7 of the California Building Code is amended to read as follows:

**1905.1.7 ACI 318, Section 14.1.4.** Delete ACI 318, Section 14.1.4, and replace with the following:

*14.1.4 – Plain concrete in structures assigned to Seismic Design Category C, D, E or F.*

*14.1.4.1 – Structures assigned to Seismic Design Category C, D, E or F shall not have elements of structural plain concrete, except as follows:*

*(a) ~~Structural plain concrete basement, foundation or other walls below the base as defined in ASCE 7 are permitted in detached one and two family dwellings three stories or less in height constructed with stud bearing walls. In dwellings assigned to Seismic Design Category D or E, the height of the wall shall not exceed 8 feet (2438 mm), the thickness shall not be less than 7½ inches (190 mm), and the wall shall retain no more than 4 feet (1219 mm) of unbalanced fill. Walls shall have reinforcement in accordance with 14.6.1. Concrete used for fill with a minimum cement content of two (2) sacks of Portland cement or cementitious material per cubic yard.~~*

*(b) Isolated footings of plain concrete supporting pedestals or columns are permitted, provided the projection of the footing beyond the face of the supported member does not exceed the footing thickness.*

~~Exception: In detached one- and two-family dwellings three stories or less in height, the projection of the footing beyond the face of the supported member is permitted to exceed the footing thickness.~~

- (c) Plain concrete footings supporting walls are permitted provided the footings have at least two continuous longitudinal reinforcing bars. Bars shall not be smaller than No. 4 and shall have a total area of not less than 0.002 times the gross cross-sectional area of the footing. ~~For footings that exceed 8 inches (203 mm) in thickness, a~~ minimum of one bar shall be provided at the top and bottom of the footing. Continuity of reinforcement shall be provided at corners and intersections.

Exceptions:

- ~~1. In Seismic Design Categories A, B and C, Detached one- and two-family dwellings three stories or less in height and constructed with stud-bearing walls, are permitted to have plain concrete footings without longitudinal reinforcement with at least two continuous longitudinal reinforcing bars not smaller than No. 4 are permitted to have a total area of less than 0.002 times the gross cross-sectional area of the footing.~~
- ~~2. For foundation systems consisting of a plain concrete footing and a plain concrete stemwall, a minimum of one bar shall be provided at the top of the stemwall and at the bottom of the are footing.~~
- ~~3. Where a slab on ground is cast monolithically with the footing, one No. 5 bar is permitted to be located at either the top of the slab or bottom of the footing.~~

U. Section 1905.1 is amended and Sections 1905.1.9 thru 1905.1.11 are added to Chapter 19 of the California Building Code to read as follows:

**1905.1 General.** The text of ACI 318 shall be modified as indicated in Sections 1905.1.1 through ~~1905.1.8~~ 1905.1.11.

**1905.1.9 ACI 318, Section 18.7.5.** Modify ACI 318, Section 18.7.5, by adding Section 18.7.5.7 and 18.7.5.8 as follows:

18.7.5.7 Where the calculated point of contraflexure is not within the middle half of the member clear height, provide transverse reinforcement as specified in ACI 318 Sections 18.7.5.1, Items (a) through (c), over the full height of the member.

18.7.5.8 – At any section where the design strength,  $\phi P_n$ , of the column is less than the sum of the shears  $V_e$  computed in accordance with ACI 318 Sections 18.7.6.1 and 18.6.5.1 for all the beams framing into the column above the level under consideration, transverse reinforcement as specified

in ACI 318 Sections 18.7.5.1 through 18.7.5.3 shall be provided. For beams framing into opposite sides of the column, the moment components are permitted to be assumed to be of opposite sign. For the determination of the design strength,  $\phi P_n$ , of the column, these moments are permitted to be assumed to result from the deformation of the frame in any one principal axis.

**1905.1.10 ACI 318, Section 18.10.4.** Modify ACI 318, Section 18.10.4, by adding Section 18.10.4.6 as follows:

18.10.4.6 – Walls and portions of walls with  $P_u > 0.35P_o$  shall not be considered to contribute to the calculated shear strength of the structure for resisting earthquake-induced forces. Such walls shall conform to the requirements of ACI 318 Section 18.14.

**1905.1.11 ACI 318, Section 18.12.6.** Modify ACI 318, by adding Section 18.12.6.2 as follows:

18.12.6.2 Collector and boundary elements in topping slabs placed over precast floor and roof elements shall not be less than 3 inches (76 mm) or  $6 d_b$  in thickness, where  $d_b$  is the diameter of the largest reinforcement in the topping slab.

V. Section 2304.10.1 of the California Building Code is amended to read as follows:

**2304.10.1 Fastener requirements.** Connections for wood members shall be designed in accordance with the appropriate methodology in Section 2302.1. The number and size of fasteners connecting wood members shall not be less than that set forth in Table 2304.10.1. Staple fasteners in Table 2304.10.1 shall not be used to resist or transfer seismic forces in structures assigned to Seismic Design Category D, E or F.

**Exception:** Staples may be used to resist or transfer seismic forces when the allowable shear values are substantiated by cyclic testing and approved by the building official.

W. Section 2304.10.2.1 is added to the California Building Code to read as follows:

**2304.10.2.1 Quality of nails.** In Seismic Design Category D, E or F, mechanically driven nails used in wood structural panel shear walls shall meet the same dimensions as that required for hand-driven nails, including diameter, minimum length and minimum head diameter. Clipped head or box nails are not permitted in new construction. The allowable design value for clipped head nails in existing construction may be taken at no more than the nail-head-area ratio of that of the same size hand-driven nails.

- X. Section 2304.12.5 of the California Building Code is amended to read as follows:

**2304.12.5 Wood used in retaining walls and cribs.** Wood installed in retaining or crib walls shall be preservative treated in accordance with AWP A U1 for soil and fresh water use. Wood shall not be used in retaining or crib walls for structures assigned to Seismic Design Category D, E or F.

- Y. Section 2305.4 is added to Chapter 23 of the California Building Code to read as follows:

**2305.4 Hold-down connectors.** In Seismic Design Category D, E or F, hold-down connectors shall be designed to resist shear wall overturning moments using approved cyclic load values or 75 percent of the allowable seismic load values that do not consider cyclic loading of the product. Connector bolts into wood framing shall require steel plate washers on the post on the opposite side of the anchorage device. Plate size shall be a minimum of 0.229 inch by 3 inches by 3 inches (5.82 mm by 76 mm by 76 mm) in size. Hold-down connectors shall be tightened to finger tight plus one half (1/2) wrench turn just prior to covering the wall framing.

- Z. Section 2306.2 of the California Building Code is amended to read as follows:

**2306.2 Wood-frame diaphragms.** Wood-frame diaphragms shall be designed and constructed in accordance with AWC SDPWS. Where panels are fastened to framing members with staples, requirements and limitations of AWC SDPWS shall be met and the allowable shear values set forth in Table 2306.2(1) or 2306.2(2) shall only be permitted for structures assigned to Seismic Design Category A, B, or C.

**Exception:** Allowable shear values where panels are fastened to framing members with staples may be used if such values are substantiated by cyclic testing and approved by the building official.

The allowable shear values in Tables 2306.2(1) and 2306.2(2) are permitted to be increased 40 percent for wind design.

Wood structural panel diaphragms used to resist seismic forces in structures assigned to Seismic Design Category D, E or F shall be applied directly to the framing members.

**Exception:** Wood structural panel diaphragms are permitted to be fastened over solid lumber planking or laminated decking, provided the panel joints and lumber planking or laminated decking joints do not coincide.

- AA. Section 2306.3 of the California Building Code is amended to read as follows:

**2306.3 Wood-frame shear walls.** Wood-frame shear walls shall be designed and constructed in accordance with AWC SDPWS. For structures assigned to Seismic Design Category D, E, or F, application of Tables 4.3A and 4.3B of AWC SDPWS shall include the following:

1. Wood structural panel thickness for shear walls shall not be less than 3/8 inch thick and studs shall not be spaced at more than 16 inches on center.
2. The maximum nominal unit shear capacities for 3/8 inch wood structural panels resisting seismic forces in structures assigned to Seismic Design Category D, E or F is 400 pounds per linear foot (plf).

**Exception:** Other nominal unit shear capacities may be permitted if such values are substantiated by cyclic testing and approved by the building official.

3. Nails shall be placed not less than 1/2 inch in from the panel edges and not less than 3/8 inch from the edge of the connecting members for shear greater than 350 plf using ASD or 500 plf using LRFD. Nails shall be placed not less than 3/8 inch from panel edges and not less than 1/4 inch from the edge of the connecting members for shears of 350 plf or less using ASD or 500 plf or less using LRFD.
4. Table 4.3B application is not allowed for structures assigned to Seismic Design Category D, E, or F.

For structures assigned to Seismic Design Category D, application of Table 4.3C of AWC SDPWS shall not be used below the top level in a multi-level building.

Where panels are fastened to framing members with staples, requirements and limitations of AWC SDPWS shall be met and the allowable shear values set forth in Table 2306.3(1), 2306.3(2) or 2306.3(3) shall only be permitted for structures assigned to Seismic Design Category A, B, or C.

**Exception:** Allowable shear values where panels are fastened to framing members with staples may be used if such values are substantiated by cyclic testing and approved by the building official.

The allowable shear values in Tables 2306.3(1) and 2306.3(2) are permitted to be increased 40 percent for wind design. Panels complying with ANSI/APA PRP-210 shall be permitted to use design values for Plywood Siding in the AWC SDPWS.

BB. Section 2307.2 is added to the California Building Code to read as follows:

**2307.2 Wood-frame shear walls.** Wood-frame shear walls shall be designed and constructed in accordance with Section 2306.3 as applicable.

CC. Table 2308.6.1 of the California Building Code is amended to read as follows:

TABLE 2308.6.1\*  
WALL BRACING REQUIREMENTS

| SEISMIC DESIGN CATEGORY | STORY CONDITION (SEE SECTION 2308.2) | MAXIMUM SPACING OF BRACED WALL LINES | BRACED PANEL LOCATION, SPACING (O.C.) AND MINIMUM PERCENTAGE (%) |                                                                                                      |                                                                                                  | MAXIMUM DISTANCE OF BRACED WALL PANELS FROM EACH END OF BRACED WALL LINE |
|-------------------------|--------------------------------------|--------------------------------------|------------------------------------------------------------------|------------------------------------------------------------------------------------------------------|--------------------------------------------------------------------------------------------------|--------------------------------------------------------------------------|
|                         |                                      |                                      | Bracing method <sup>b</sup>                                      |                                                                                                      |                                                                                                  |                                                                          |
|                         |                                      |                                      | LIB                                                              | DWB, WSP                                                                                             | SFB, PBS, PCP, HPS, GB <sup>c,d</sup>                                                            |                                                                          |
| A and B                 |                                      | 35'- 0"                              | Each end and ≤ 25'- 0" o.c.                                      | Each end and ≤ 25'- 0" o.c.                                                                          | Each end and ≤ 25'- 0" o.c.                                                                      | 12'- 6"                                                                  |
|                         |                                      | 35'- 0"                              | Each end and ≤ 25'- 0" o.c.                                      | Each end and ≤ 25'- 0" o.c.                                                                          | Each end and ≤ 25'- 0" o.c.                                                                      | 12'- 6"                                                                  |
|                         |                                      | 35'- 0"                              | NP                                                               | Each end and ≤ 25'- 0" o.c.                                                                          | Each end and ≤ 25'- 0" o.c.                                                                      | 12'- 6"                                                                  |
| C                       |                                      | 35'- 0"                              | NP                                                               | Each end and ≤ 25'- 0" o.c.                                                                          | Each end and ≤ 25'- 0" o.c.                                                                      | 12'- 6"                                                                  |
|                         |                                      | 35'- 0"                              | NP                                                               | Each end and ≤ 25'- 0" o.c. (minimum 25% of wall length) <sup>e</sup>                                | Each end and ≤ 25'- 0" o.c. (minimum 25% of wall length) <sup>e</sup>                            | 12'- 6"                                                                  |
| D and E<br><br>f, g, h  |                                      | 25'- 0"                              | NP                                                               | $S_{DS} < 0.50$ : Each end and ≤ 25'- 0" o.c. (minimum 21% of wall length) <sup>e</sup>              | $S_{DS} < 0.50$ : Each end and ≤ 25'- 0" o.c. (minimum 43% of wall length) <sup>e</sup>          | 8'- 0"                                                                   |
|                         |                                      |                                      |                                                                  | $0.5 \leq S_{DS} < 0.75$ : Each end and ≤ 25'- 0" o.c. (minimum 32% of wall length) <sup>e</sup>     | $0.5 \leq S_{DS} < 0.75$ : Each end and ≤ 25'- 0" o.c. (minimum 59% of wall length) <sup>e</sup> |                                                                          |
|                         |                                      |                                      |                                                                  | $0.75 \leq S_{DS} \leq 1.00$ : Each end and ≤ 25'- 0" o.c. (minimum 37% of wall length) <sup>e</sup> | $0.75 \leq S_{DS} \leq 1.00$ : Each end and ≤ 25'- 0" o.c. (minimum 75% of wall length)          |                                                                          |
|                         |                                      |                                      |                                                                  | $S_{DS} > 1.00$ : Each end and ≤ 25'- 0" o.c. (minimum 48% of wall length) <sup>e</sup>              | $S_{DS} > 1.00$ : Each end and ≤ 25'- 0" o.c. (minimum 100% of wall length) <sup>e</sup>         |                                                                          |

For SI: 1 inch = 25.4 mm, 1 foot = 304.8 mm.

NP = Not Permitted.

a. This table specifies minimum requirements for braced wall panels along interior or exterior braced wall lines.

b. See Section 2308.6.3 for full description of bracing methods.

c. For Method GB, gypsum wallboard applied to framing supports that are spaced at 16 inches on center.

d. The required lengths shall be doubled for gypsum board applied to only one face of a braced wall panel.

e. Percentage shown represents the minimum amount of bracing required along the building length (or wall length if the structure has an irregular shape).

f. DWB, SFB, PBS, and HPS wall braces are not permitted in Seismic Design Categories D or E.

g. Minimum length of panel bracing of one face of the wall for WSP sheathing shall be at least 4'-0" long or both faces of the wall for GB or PCP sheathing shall be at least 8'-0" long; h/w ratio shall not exceed 2:1. Wall framing to which sheathing used for bracing is applied shall be nominal 2 inch wide (actual 1 1/2 inch (38 mm) or larger members and spaced a maximum of 16 inches on center. Braced wall panel construction types shall not be mixed within a braced wall line.

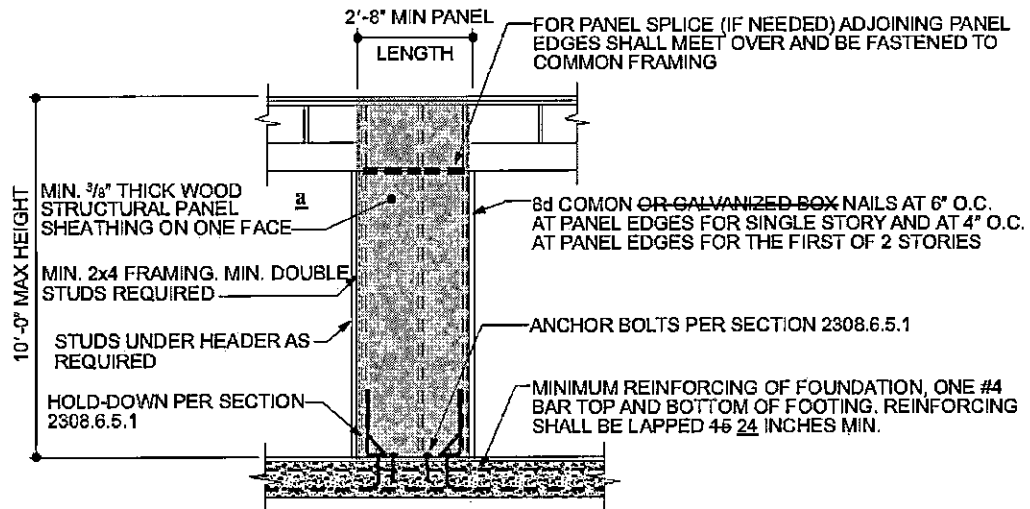
h. WSP sheathing shall be a minimum of 15/32" thick nailed with 8d common placed 3/8 inches from panel edges and spaced not more than 6 inches on center and 12 inches on center along intermediate framing members.

- DD. Sections 2308.6.5, 2308.6.5.1 and 2308.6.5.2 and Figures 2308.6.5.1 and 2308.6.5.2 of the the California Building Code are amended to read as follows:

**2308.6.5 Alternative bracing.** An alternate braced wall (ABW) or a portal frame with hold-downs (PFH) described in this section is permitted to substitute for a 48-inch (1219 mm) braced wall panel of Method DWB, WSP, SFB, PBS, PCP or HPS. For Method GB, each 96-inch (2438 mm) section (applied to one face) or 48-inch (1219 mm) section (applied to both faces) or portion thereof required by Table 2308.6.1 is permitted to be replaced by one panel constructed in accordance with Method ABW or PFH.

**2308.6.5.1 Alternate braced wall (ABW).** An ABW shall be constructed in accordance with this section and Figure 2308.6.5.1. In one-story buildings, each panel shall have a length of not less than 2 feet 8 inches (813 mm) and a height of not more than 10 feet (3048 mm). Each panel shall be sheathed on one face with 3/8-inch (3.2 mm) minimum-thickness wood structural panel sheathing nailed with 8d common or galvanized box nails in accordance with Table 2304.10.1 and blocked at wood structural panel edges. For structures assigned to Seismic Design Category D or E, each panel shall be sheathed on one face with 15/32-inch-minimum-thickness (11.9 mm) wood structural panel sheathing nailed with 8d common nails spaced 3 inches on panel edges, 3 inches at intermediate supports. Two anchor bolts installed in accordance with Section 2308.3.1 shall be provided in each panel. Anchor bolts shall be placed at each panel outside quarter points. Each panel end stud shall have a hold-down device fastened to the foundation, capable of providing an approved uplift capacity of not less than 1,800 pounds (8006 N). The hold-down device shall be installed in accordance with the manufacturer's recommendations. The ABW shall be supported directly on a foundation or on floor framing supported directly on a foundation that is continuous across the entire length of the braced wall line. This foundation shall be reinforced with not less than one No. 4 bar top and bottom. Where the continuous foundation is required to have a depth greater than 12 inches (305 mm), a minimum 12-inch by 12-inch (305 mm by 305 mm) continuous footing ~~or turned-down slab edge~~ is permitted at door openings in the braced wall line. This continuous footing ~~or turned-down slab edge~~ shall be reinforced with not less than one No. 4 bar top and bottom. This reinforcement shall be lapped ~~45~~ 24 inches (384 610 mm) with the reinforcement required in the continuous foundation located directly under the braced wall line.

Where the ABW is installed at the first story of two-story buildings, the wood structural panel sheathing shall be provided on both faces, three anchor bolts shall be placed at one-quarter points and tie-down device uplift capacity shall be not less than 3,000 pounds (13 344 N).



For SI: 1 inch = 25.4 mm, 1 foot = 304.8 mm.

a. For structures assigned to Seismic Design Category D or E, sheathed on one face with 15/32-inch-minimum-thickness (11.9 mm) wood structural panel sheathing.

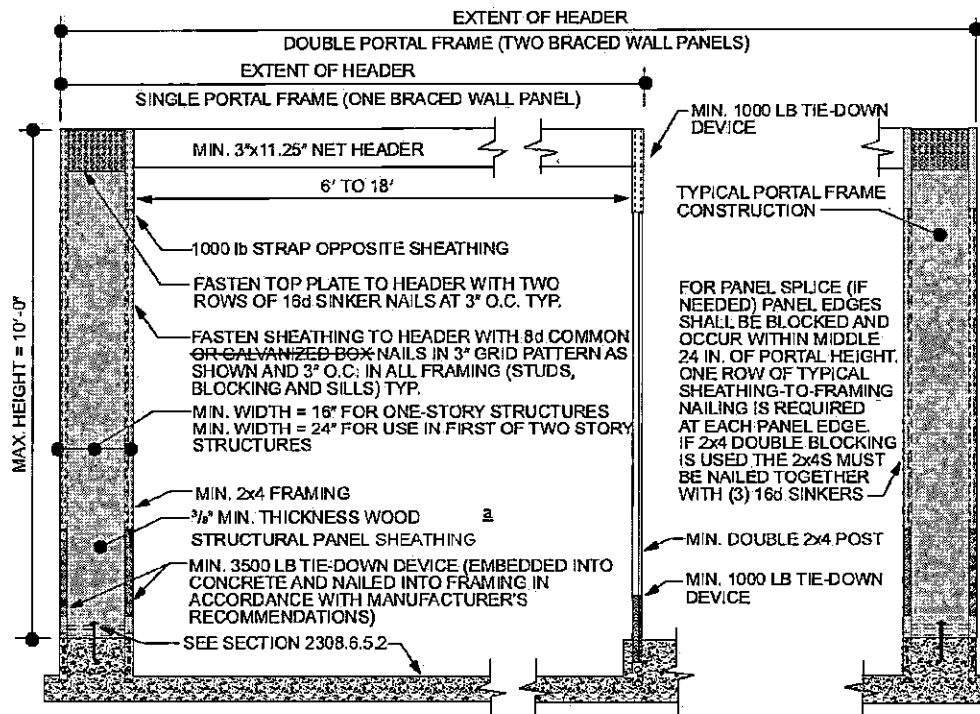
FIGURE 2308.6.5.1  
ALTERNATE BRACED WALL PANEL (ABW)

**2308.6.5.2 Portal frame with hold-downs (PFH).** A PFH shall be constructed in accordance with this section and Figure 2308.6.5.2. The adjacent door or window opening shall have a full-length header.

In one-story buildings, each panel shall have a length of not less than 16 inches (406 mm) and a height of not more than 10 feet (3048 mm). Each panel shall be sheathed on one face with a single layer of 3/8-inch (9.5 mm) minimum-thickness wood structural panel sheathing nailed with 8d common or galvanized box nails in accordance with Figure 2308.6.5.2. For structures assigned to Seismic Design Category D or E, each panel shall be sheathed on one face with 15/32-inch-minimum-thickness (11.9 mm) wood structural panel sheathing nailed with 8d common nails spaced 3 inches on panel edges, 3 inches at intermediate supports and in accordance with Figure 2308.6.5.2. The wood structural panel sheathing shall extend up over the solid sawn or glued-laminated header and shall be nailed in accordance with Figure 2308.6.5.2. A built-up header consisting of at least two 2-inch by 12-inch (51 mm by 305 mm) boards, fastened in accordance with Item 24 of Table 2304.10.1 shall be permitted to be used. A spacer, if used, shall be placed on the side of the built-up beam opposite the wood structural panel sheathing. The header shall extend between the inside faces of the first full-length outer studs of each panel. The clear span of the header between the inner studs of each panel shall be not less than 6 feet (1829 mm) and not more than 18 feet (5486 mm) in length. A strap with an uplift capacity of not less than 1,000 pounds (4,400 N) shall fasten the header to the inner studs opposite the sheathing. One anchor bolt not less than 5/8 inch (15.9 mm) diameter and installed in accordance with Section 2308.3.1 shall be provided in the center of each sill plate. The studs at each end of the panel shall have a hold-down device fastened to the foundation with an uplift capacity of not less than 3,500 pounds (15 570 N).

Where a panel is located on one side of the opening, the header shall extend between the inside face of the first full-length stud of the panel and the bearing studs at the other end of the opening. A strap with an uplift capacity of not less than 1,000 pounds (4400 N) shall fasten the header to the bearing studs. The bearing studs shall also have a hold-down device fastened to the foundation with an uplift capacity of not less than 1,000 pounds (4400 N). The hold-down devices shall be an embedded strap type, installed in accordance with the manufacturer's recommendations. The PFH panels shall be supported directly on a foundation that is continuous across the entire length of the braced wall line. This foundation shall be reinforced with not less than one No. 4 bar top and bottom. Where the continuous foundation is required to have a depth greater than 12 inches (305 mm), a minimum 12-inch by 12-inch (305 mm by 305 mm) continuous footing or turned-down slab edge is permitted at door openings in the braced wall line. This continuous footing or turned-down slab edge shall be reinforced with not less than one No. 4 bar top and bottom. This reinforcement shall be lapped not less than ~~15~~ 24 inches (384 610 mm) with the reinforcement required in the continuous foundation located directly under the braced wall line.

Where a PFH is installed at the first story of two-story buildings, each panel shall have a length of not less than 24 inches (610 mm).



For SI: 1 inch = 25.4 mm, 1 foot = 304.8 mm, 1 pound = 4.448 N.

a. For structures assigned to Seismic Design Category D or E, sheathed on one face with 15/32-inch minimum thickness (11.9 mm) wood structural panel sheathing.

FIGURE 2308.6.5.2  
PORTAL FRAME WITH HOLD-DOWNS (PFH)

EE. Section 2308.6.8.1 of the California Building Code is amended to read as follows:

**2308.6.8.1 Foundation requirements.** Braced wall lines shall be supported by continuous foundations.

**Exception:** ~~For structures with a maximum plan dimension not more than 50 feet (15240 mm), continuous foundations are required at exterior walls only for structures assigned to Seismic Design Category A, B, or C.~~

For structures in Seismic Design Categories D and E, exterior braced wall panels shall be in the same plane vertically with the foundation or the portion of the structure containing the offset shall be designed in accordance with accepted engineering practice and Section 2308.1.1.

**Exceptions:**

- ~~1. Exterior braced wall panels shall be permitted to be located not more than 4 feet (1219 mm) from the foundation below where supported by a floor constructed in accordance with all of the following:~~
  - ~~1.1. Cantilevers or setbacks shall not exceed four times the nominal depth of the floor joists.~~
  - ~~1.2. Floor joists shall be 2 inches by 10 inches (51 mm by 254 mm) or larger and spaced not more than 16 inches (406 mm) on center.~~
  - ~~1.3. The ratio of the back span to the cantilever shall be not less than 2 to 1.~~
  - ~~1.4. Floor joists at ends of braced wall panels shall be doubled.~~
  - ~~1.5. A continuous rim joist shall be connected to the ends of cantilevered joists. The rim joist is permitted to be spliced using a metal tie not less than 0.058 inch (1.47 mm) (16 galvanized gage) and 1 1/2 inches (38 mm) in width fastened with six 16d common nails on each side. The metal tie shall have a yield stress not less than 33,000 psi (227 MPa).~~
  - ~~1.6. Joists at setbacks or the end of cantilevered joists shall not carry gravity loads from more than a single story having uniform wall and roof loads nor carry the reactions from headers having a span of 8 feet (2438 mm) or more.~~

2. ~~The end of a required braced wall panel shall be allowed to extend not more than 1 foot (305 mm) over an opening in the wall below. This requirement is applicable to braced wall panels offset in plane and braced wall panels offset out of plane as permitted by Exception 1. Braced wall panels are permitted to extend over an opening not more than 8 feet (2438 mm) in width where the header is a 4 inch by 12 inch (102 mm by 305 mm) or larger member.~~

FF. Section 2308.6.9 of the California Building Code is amended to read as follows:

**2308.6.9 Attachment of sheathing.** Fastening of braced wall panel sheathing shall not be less than that prescribed in Tables 2308.6.1 or 2304.10.1. Wall sheathing shall not be attached to framing members by adhesives. Staple fasteners in Table 2304.10.1 shall not be used in structures assigned to Seismic Design Category D, E or F.

All braced wall panels shall extend to the roof sheathing and shall be attached to parallel roof rafters or blocking above with framing clips (18 gauge minimum) spaced at maximum 24 inches (6096 mm) on center with four 8d nails per leg (total eight 8d nails per clip). Braced wall panels shall be laterally braced at each top corner and at maximum 24 inches (6096 mm) intervals along the top plate of discontinuous vertical framing.

GG. Section 3101.1 of the California Building Code is amended to read as follows:

### **SECTION 3101 GENERAL**

**3101.1 Scope.** The provisions of this chapter shall govern special building construction including membrane structures, temporary structures, pedestrian walkways and tunnels, automatic vehicular gates, awnings and canopies, marquees, signs, towers, antennas, relocatable buildings, swimming pool enclosures and safety devices, and solar energy systems, and intermodal shipping containers.

For purposes of this Section and Section 3114, intermodal shipping container is defined as follows:

**INTERMODAL SHIPPING CONTAINER.** A six-sided steel unit originally constructed as a general cargo container used for the transport of goods and materials.

HH. Section 3114 is added to the California Building Code to read as follows

### **SECTION 3114 INTERMODAL SHIPPING CONTAINERS**

**3114.1 General.** The provisions of Section 3114 and other applicable sections of this code shall apply to intermodal shipping containers that are repurposed for use as buildings or structures or as a part of buildings or structures.

#### **Exceptions:**

1. Stationary storage battery arrays located in intermodal shipping containers complying with Chapter 12 of the California Fire Code.

2. Intermodal shipping containers that are listed as equipment complying with the standard for equipment, such as air chillers, engine generators, modular datacenters, and other similar equipment.
3. Intermodal shipping containers housing or supporting experimental equipment are exempt from the requirements of Section 3114 provided they comply with all of the following:
  - 3.1. Single-unit stand-alone intermodal shipping containers shall be supported at grade level and used only for occupancies as specified under Risk Category I in Table 1604.5;
  - 3.2. Single-unit stand-alone intermodal shipping containers shall be located a minimum of 8 feet from adjacent structures and are not connected to a fuel gas system or fuel gas utility; and
  - 3.3. In hurricane-prone regions and flood hazard areas, single-unit stand-alone intermodal shipping containers are designed in accordance with the applicable provisions of Chapter 16.
4. Intermodal shipping containers approved as temporary structures complying with Section 3103.
5. Single-unit stand-alone intermodal shipping containers used as temporary storage or construction trailer on active construction sites. Construction support facilities for uses and activities not directly associated with the actual processes of construction, including but not limited to, offices, meeting rooms, plan rooms, other administrative or support functions shall not be exempt from Section 3114.

**3114.2 Construction documents.** The construction documents shall contain information to verify the dimensions and establish the physical properties of the steel components, and wood floor components, of the intermodal shipping container in addition to the information required by Sections 107 and 1603.

**3114.3 Intermodal shipping container information.** Intermodal shipping containers shall bear the manufacturer's existing data plate containing the following information as required by ISO 6346 and verified by an approved agency. A report of the verification process and findings shall be provided to the building owner.

1. Manufacturer's name or identification number
2. Date manufactured
3. Safety approval number
4. Identification number

5. Maximum operating gross mass or weight (kg) (lbs)
6. Allowable stacking load for 1.8G (kg) (lbs)
7. Transverse racking test force (Newtons)
8. Valid maintenance examination date

Where approved by the building official, the markings and manufacturer's existing data plate are permitted to be removed from the intermodal shipping containers before they are repurposed for use as buildings or structures or as part of buildings or structures.

**3114.4 Protection against decay and termites.** Wood structural floors of intermodal shipping containers shall be protected from decay and termites in accordance with the applicable provisions of Section 2304.12.1.1.

**3114.5 Under-floor ventilation.** The space between the bottom of the floor joists and the earth under any intermodal shipping container, except spaces occupied by basements and cellars, shall be provided with ventilation in accordance with Section 1202.4.

**3114.6 Roof assemblies.** Intermodal shipping container roof assemblies shall comply with the applicable requirements of Chapter 15.

**Exception:** Single-unit stand-alone intermodal shipping containers not attached to, or stacked vertically over, other intermodal shipping containers, buildings or structures.

**3114.7 Joints and voids.** Joints and voids that create concealed spaces between intermodal shipping containers, that are connected or stacked, at fire-resistance-rated walls, floor or floor/ceiling assemblies and roofs or roof/ceiling assemblies shall be protected by an approved fire-resistant joint system in accordance with Section 715.

**3114.8 Structural.** Intermodal shipping containers that conform to ISO 1496-1 and are repurposed for use as buildings or structures, or as a part of buildings or structures, shall be designed in accordance with Chapter 16 and this section.

**3114.8.1 Foundations.** Intermodal shipping containers repurposed for use as a permanent building or structure shall be supported on foundations or other supporting structures designed and constructed in accordance with Chapters 16 through 23.

**3114.8.1.1 Anchorage.** Intermodal shipping containers shall be anchored to foundations or other supporting structures as necessary to provide a continuous load path for all applicable design and environmental loads in accordance with Chapter 16.

**3114.8.2 Welds.** All new welds and connections shall be equal to or greater than the original connections.

**3114.8.3 Openings in containers.** Where openings are made in container walls, floors, and roofs for doors, windows and other similar openings:

1. The openings shall be framed with steel elements that are designed in accordance with Chapter 16 and Chapter 22.
2. The cross section and material grade of any new steel element shall be equal to or greater than the steel element removed.

**3114.8.4 Detailed structural design procedure.** A structural analysis meeting the requirements of this section shall be provided to the building official to demonstrate the structural adequacy of the intermodal shipping containers.

**Exception:** Intermodal shipping containers that meet the limitation of Section 3114.8.5.1 and designed in accordance with the simplified procedure in Section 3114.8.5.

**3114.8.4.1 Material properties.** Structural material properties for existing intermodal shipping container steel components shall be established by material testing where the steel grade and composition cannot be identified by the manufacturer's designation as to manufacture and mill test.

**3114.8.4.2 Seismic design parameters.** The seismic force-resisting system shall be designed and detailed in accordance with one of the following:

1. Where all or portions of the intermodal shipping container sides are considered to be the seismic force-resisting system, design and detailing shall be in accordance with the ASCE 7 Table 12.2-1 requirements for light-frame bearing-wall systems with shear panels of all other materials,
2. Where portions of intermodal shipping container sides are retained, but are not considered to be the seismic force-resisting system, an independent seismic force-resisting system shall be selected, designed and detailed in accordance with ASCE 7 Table 12.2-1, or
3. Where portions of the intermodal shipping container sides are retained and integrated into a seismic force-resisting system other than as permitted by Section 3114.8.4.2 Item 1, seismic design parameters shall be developed from testing and analysis in accordance with Section 104.11 and ASCE 7 Section 12.2.1.1 or 12.2.1.2.

**3114.8.4.3 Allowable shear value.** The allowable shear values for the intermodal shipping container side walls and end walls shall be demonstrated by testing and analysis accordance with Section 104.11. Where penetrations

are made in the side walls or end walls designated as part of the lateral force-resisting system, the penetrations shall be substantiated by rational analysis.

**3114.8.5 Simplified structural design procedure of single-unit containers.** Single-unit intermodal shipping containers conforming to the limitations of Section 3114.8.5.1 shall be permitted to be designed in accordance with Sections 3114.8.5.2 and 3114.8.5.3.

**3114.8.5.1 Limitations.** Use of Section 3114.8.5 is subject to all the following limitations:

1. The intermodal shipping container shall be a single stand-alone unit supported on a foundation and shall not be in contact with or supporting any other shipping container or other structure.
2. The intermodal shipping container's top and bottom rails, corner castings, and columns or any portion thereof shall not be notched, cut, or removed in any manner.
3. The intermodal shipping container shall be erected in a level and horizontal position with the floor located at the bottom.

**3114.8.5.2 Structural design.** Where permitted by Section 3114.8.5.1, single-unit stand-alone intermodal shipping containers shall be designed using the following assumptions for the side walls and end walls:

1. The appropriate detailing requirements contained in Chapters 16 through 23.
2. Response modification coefficient,  $R = 2$ ,
3. Over strength factor,  $\Omega_0 = 2.5$ ,
4. Deflection amplification factor,  $C_d = 2$ , and
5. Limits on structural height,  $h_n = 9.5$  feet (2900 mm).

**3114.8.5.3 Allowable shear value.** The allowable shear values for the intermodal shipping container side walls (longitudinal) and end walls (transverse) for wind design and seismic design using the coefficients of Section 3114.8.5.2 shall be in accordance with Table 3114.8.5.3, provided that all of the following conditions are met:

1. The total linear length of all openings in any individual side walls or end walls shall be limited to not more than 50 percent of the length of that side walls or end walls, as shown in Figure 3114.8.5.3(1).

2. Any full height wall length, or portion thereof, less than 4 feet (305 mm) long shall not be considered as a portion of the lateral force-resisting system, as shown in Figure 3114.8.5.3(2).

3. All side walls or end walls used as part of the lateral force-resisting system shall have an existing or new boundary element on all sides to form a continuous load path, or paths, with adequate strength and stiffness to transfer all forces from the point of application to the final point of resistance, as shown in Figure 3114.8.5.3(3).

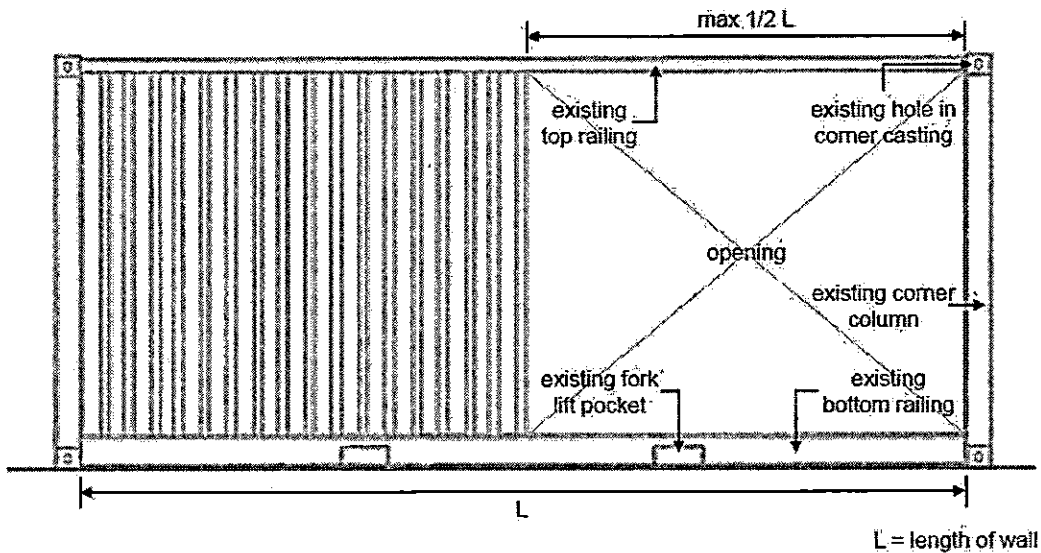
4. A maximum of one penetration not greater than a 6-inch (152 mm) diameter hole for conduits, pipes, tubes or vents, or not greater than 16 square inches (10 322mm<sup>2</sup>) for electrical boxes, is permitted for each individual 8 feet length (2438 mm) lateral force resisting wall. Penetrations located in walls that are not part of the wall lateral force resisting system shall not be limited in size or quantity. Existing intermodal shipping container's vents shall not be considered a penetration, as shown in Figure 3114.8.5.3(4).

5. End wall door or doors designated as part of the lateral force-resisting system shall be welded closed.

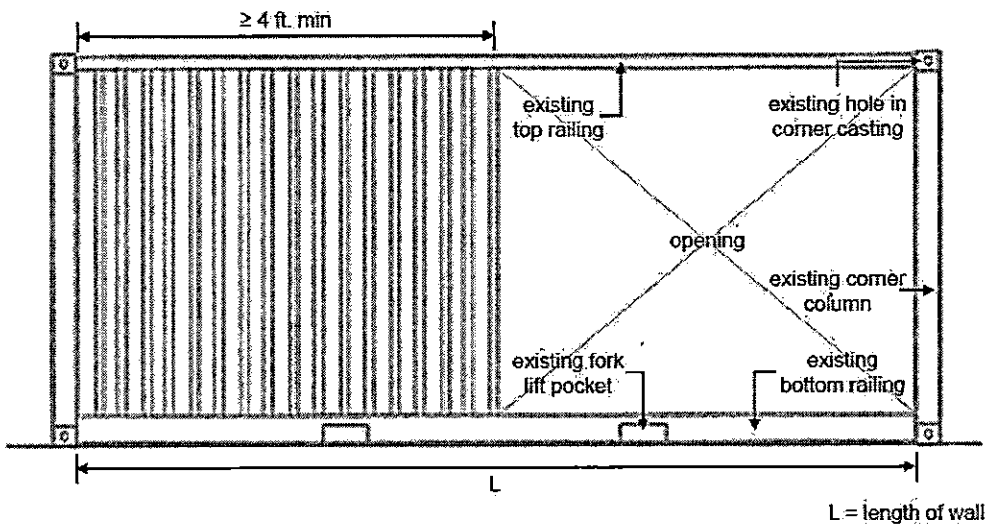
**TABLE 3114.8.5.3**  
**ALLOWABLE SHEAR VALUES FOR INTERMODAL SHIPPING CONTAINER**  
**SIDE WALLS AND END WALLS FOR WIND OR SEISMIC LOADING**

| CONTAINER<br>DESIGNATION <sup>2</sup> | CONTAINER<br>DIMENSION<br>(Nominal Length) | CONTAINER<br>DIMENSION<br>(Nominal Height) | ALLOWABLE<br>VALUES<br>(PLF) <sup>1,3</sup> |          | SHEAR |
|---------------------------------------|--------------------------------------------|--------------------------------------------|---------------------------------------------|----------|-------|
|                                       |                                            |                                            | Side Wall                                   | End Wall |       |
| 1EEE                                  | 45 feet (13.7 M)                           | 9.5 feet (2896 mm)                         | 75                                          | 843      |       |
| 1EE                                   |                                            | 8.6 feet (2591 mm)                         |                                             |          |       |
| 1AAA                                  | 40 feet (12.2 M)                           | 9.5 feet (2896 mm)                         | 84                                          |          |       |
| 1AA                                   |                                            | 8.5 feet (2592 mm)                         |                                             |          |       |
| 1A                                    |                                            | 8.0 feet (2438 mm)                         |                                             |          |       |
| 1AX                                   |                                            | <8.0 feet (2483 mm)                        |                                             |          |       |
| 1BBB                                  | 30 feet (9.1 M)                            | 9.5 feet (2896 mm)                         | 112                                         |          |       |
| 1BB                                   |                                            | 8.5 feet (2591 mm)                         |                                             |          |       |
| 1B                                    |                                            | 8.0 feet (2438 mm)                         |                                             |          |       |
| 1BX                                   |                                            | <8.0 feet (2438 mm)                        |                                             |          |       |
| 1CC                                   | 20 feet (9.1 M)                            | 8.5 feet (2591 mm)                         | 168                                         |          |       |
| 1C                                    |                                            | 8.0 feet (2438 mm)                         |                                             |          |       |
| 1CX                                   |                                            | <8.0 feet (2438 mm)                        |                                             |          |       |

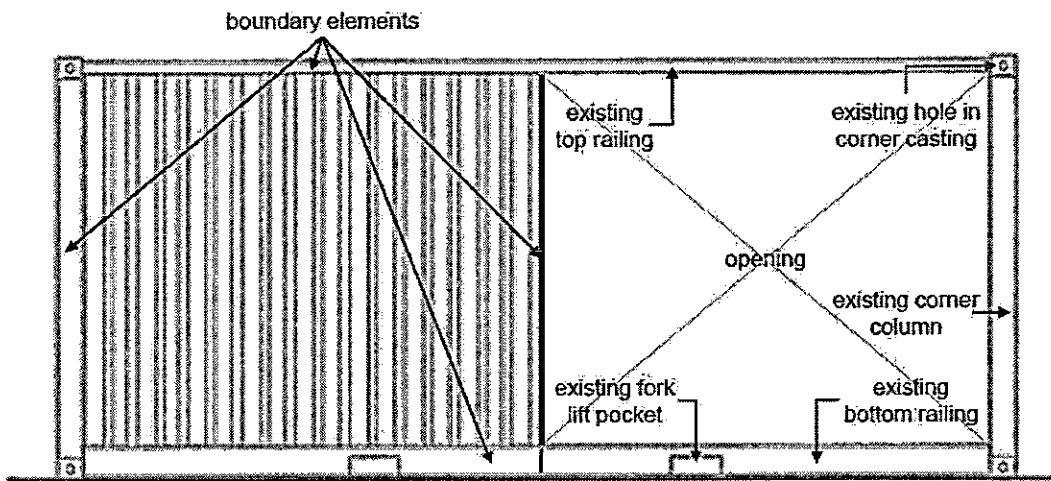
1. The allowable strength for the side walls and end walls of the intermodal shipping containers are derived from ISO 1496-1 and reduced by a factor of safety of 5.
2. Container designation type is derived from ISO 668.
3. Limitations of Sections 3114.8.5.1 and 3114.8.5.3 shall apply.



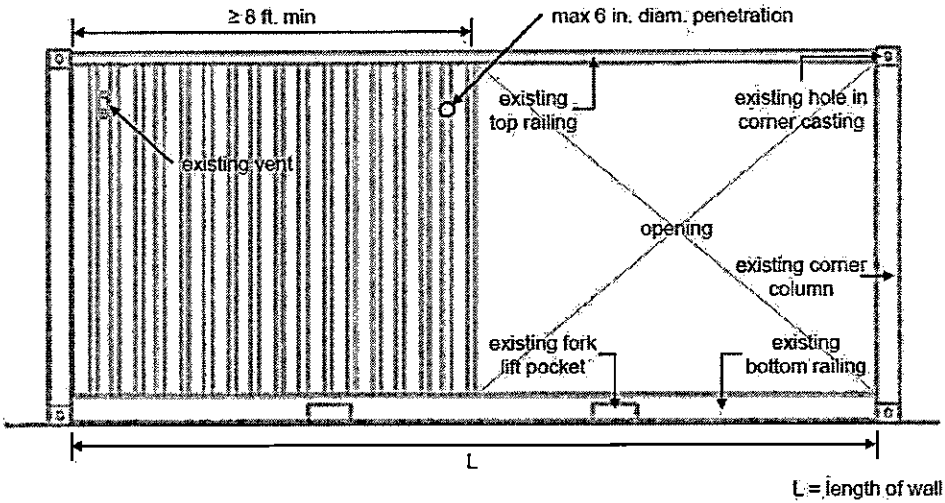
**FIGURE 3114.8.5.3(1)**  
**Bracing Unit Distribution – Maximum Linear Length**



**FIGURE 3114.8.5.3(2)**  
**Bracing Unit Distribution – Minimum Linear Length**



**FIGURE 3114.8.5.3(3)**  
**Bracing Unit Distribution – Boundary Elements**



**FIGURE 3114.8.5.3(4)**  
**Bracing Unit Distribution – Penetrating Limitations**

- II. Chapter 35, Referenced Standards of the California Building Code is amended to read as follows:

**CHAPTER 35**  
**REFERENCED STANDARDS**

|                                              |                                                                                                                                                                                      |                                          |
|----------------------------------------------|--------------------------------------------------------------------------------------------------------------------------------------------------------------------------------------|------------------------------------------|
| <b>ISO</b>                                   | <b>International Organization for Standardization</b><br><b>ISO Central Secretariat</b><br><b>1 ch, de la Voie-Creuse, Casa Postale 566</b><br><b>CH-1211 Geneva 20, Switzerland</b> |                                          |
| <b>Standard Reference Number</b>             | <b>Title</b>                                                                                                                                                                         | <b>Referenced in code section number</b> |
| <u>ISO 1496-1:2013</u>                       | <u>Series 1 Freight Containers – Specification and Testing – Part 1: General Cargo Containers for General Purposes</u>                                                               | <u>3114.8, Table 3114.8.5.3</u>          |
| <u>ISO 6346:1995, with Amendment 3: 2012</u> | <u>Freight Containers – Coding, Identification and marking</u>                                                                                                                       | <u>3114.3</u>                            |
| <u>ISO 668:2013</u>                          | <u>Series 1 Freight Containers – Classifications, dimensions and ratings.</u>                                                                                                        | <u>Table 3114.8.5.3</u>                  |

- JJ. Section F101.7 is added to Appendix F of the California Building Code is amended to read as follows:

**F101.7 Rodent proofing.** Annular spaces around pipes, electric cables, conduits or other openings in exterior walls shall be protected against the passage of rodents and insects by closing such openings with a method acceptable to the enforcing agency.  
CalGreen 4.406.1

#### **SECTION 15.04.040 Amendment of Part 2.5, California Residential Code**

- A. Section R105.2, Building, of Chapter 1 of the California Residential Code is amended to read as follows, all other subsections of Section R105.2 remain the same:

**Section R105.2, Work Exempt From Permit.** Exemption from permit requirements of this code shall not be deemed to grant authorization for any work to be done in any manner in violation of the provisions of this code or any other laws or ordinances of this jurisdiction. Permits shall not be required for the following:

##### **Building**

1. One-story Detached Accessory Structures, used as tool and storage sheds, playhouses and similar uses provided the floor area does not exceed 120 square feet, with three feet clear from a building or property line and conforming to the zoning requirements of the Gardena Municipal Code.
2. [deleted].
3. [deleted].
4. Water tanks supported directly on grade if the capacity is not greater than 5,000 gallons (18,925 L) and the ratio of height to diameter or width is not greater than 2:1.
5. Sidewalks and driveways not more than 30 inches (762) mm above adjacent grade, and not over any basement or story below and are not part of an accessible route.
6. Painting, papering, floor and wall tiling – excluding showers and wet areas, carpeting, cabinets, counter tops not containing plumbing or electrical fixtures, and similar finish work.
7. Prefabricated swimming pools that are less than 24 inches deep.
8. Swings and other playground equipment accessory to detached one- and two-family dwellings.

9. Window awnings supported by an exterior wall that do not project more than 54-inches from the exterior wall and do not require additional support.
10. Decks not exceeding 200 Sq. Ft. in area. And not over 30 inches above grade and not attached to a structure, or serving any part of the means of egress.

B. Section R105.5 of the California Residential Code is amended to read as follows:

**R105.5 Expiration.** Every permit issued shall become invalid unless the work on the site authorized by such permit is commenced within ~~180~~ 360 days after its issuance, or if the work authorized on the site by such permit is suspended or abandoned for a period of 180 days after the time the work is commenced. The building official is authorized to grant one extension of time for period of not more than 180 days. The extension shall be requested in writing and justifiable cause demonstrated. Extensions shall only be granted prior to the expiration of a permit.

C. Section R107.5.1 is added to the California Residential Code to read as follows:

**R107.5.1 Retention of Construction Documents.** Per Building Standards Law, Health and Safety Code Sections 19850 and 19851 the City is required to retain a copy of these plans. The light or dark graphics and/or text will not allow for scanning. Text shall be 7/64" or 10 point, minimum, in height and legible.

D. Section R301.1.3.2 of the California Residential Code is amended to read as follows:

**R301.1.3.2 Woodframe structures ~~greater than two stories~~.** The building official shall require construction documents to be approved and stamped by a California licensed architect or engineer for all dwellings of wood frame construction more than ~~two stories and one story~~ in height or with a basement located in Seismic Design Category D0, D1, D2 or E. Notwithstanding other sections of law, the law establishing these provisions is found in Business and Professions Code Sections 5537 and 6737.1.

E. Table R301.2(1) of the California Residential Code is amended to read as follows:

TABLE R301.2(1)

## CLIMATIC AND GEOGRAPHIC DESIGN CRITERIA

| GROUND<br>SNOW<br>LOAD | WIND DESIGN    |                        | SEISMIC<br>DESIGN<br>CATEGORY | <i>amended</i> |                        |               | <i>Amended</i>           | <i>Amended</i>                                  | <i>Amended</i>   | AIR<br>FREEZING<br>INDEX | MEAN<br>ANNUAL<br>TEMP |
|------------------------|----------------|------------------------|-------------------------------|----------------|------------------------|---------------|--------------------------|-------------------------------------------------|------------------|--------------------------|------------------------|
|                        | Speed<br>(mph) | Topographic<br>effects |                               | Weathering     | Frost<br>line<br>Depth | Termite       | WINTER<br>DESIGN<br>TEMP | ICE<br>BARRIER<br>UNDER-<br>LAYMENT<br>REQUIRED | FLOOD<br>HAZARDS |                          |                        |
| Zero                   | 110            | No                     | D <sub>2</sub> or E           | Negligible     | 12-24"                 | Very<br>Heavy | 43                       | No                                              | See Exhibit<br>B | 0                        | 60                     |

**Note: All footnotes deleted.**

F. Items 1, 3 and 5 of Section R301.2.2.6 of the California Residential Code are amended to read as follows:

- 1. Shear wall or braced wall offsets out of plane.** Conditions where exterior shear wall lines or braced wall panels are not in one plane vertically from the foundation to the uppermost story in which they are required.

**Exception:** ~~For wood light frame construction, floors with cantilevers or setbacks not exceeding four times the nominal depth of the wood floor joists are permitted to support braced wall panels that are out of plane with braced wall panels below provided that all of the following are satisfied:~~

- ~~1. Floor joists are nominal 2 inches by 10 inches (51 mm by 254 mm) or larger and spaced not more than 16 inches (406 mm) on center.~~
- ~~2. The ratio of the back span to the cantilever is not less than 2 to 1.~~
- ~~3. Floor joists at ends of braced wall panels are doubled.~~
- ~~4. For wood frame construction, a continuous rim joist is connected to ends of cantilever joists. When spliced, the rim joists shall be spliced using a galvanized metal tie not less than 0.058 inch (1.5 mm) (16 gage) and 1 1/2 inches (38 mm) wide fastened with six 16d nails on each side of the splice or a block of the same size as the rim joist of sufficient length to fit securely between the joist space at which the splice occurs fastened with eight 16d nails on each side of the splice; and~~
- ~~5. Gravity loads carried at the end of cantilevered joists are limited to uniform wall and roof loads and the reactions from headers having a span of 8 feet (2438 mm) or less.~~

3. **Shear wall or braced wall offsets in plane.** Conditions where the end of a braced wall panel occurs over an opening in the wall below, ~~and ends at a horizontal distance greater than 1 foot (305 mm) from the edge of the opening. This provision is applicable to shear walls and braced wall panels offset in plane and to braced wall panels offset out of plane as permitted by the exception to item 1.~~

**Exception:** For wood light frame wall construction, one end of a braced wall panel shall be permitted to extend more than one foot (305 mm) over an opening not more than 8 feet (2438 mm) in width in the wall below provided that the opening includes a header in accordance with all of the following:

- ~~1. The building width, loading condition and framing member species limitations of Table R602.7(1) shall apply.~~
- ~~2. The header is composed of:~~
  - ~~2.1 Not less than one 2x12 or two 2x10 for an opening not more than 4 feet (1219 mm) wide.~~
  - ~~2.2 Not less than two 2x12 or three 2x10 for an opening not more than 6 feet (1829 mm) in width.~~
  - ~~2.3 Not less than three 2x12 or four 2x10 for an opening not more than 8 feet (2438 mm) in width.~~
- ~~3. The entire length of the braced wall panel does not occur over an opening in the wall below.~~

5. **Floor level offset.** Conditions where portions of a floor level are vertically offset.

**Exceptions:**

- ~~1. Framing supported directly by continuous foundations at the perimeter of the building.~~
- ~~3. For wood light frame construction, floors shall be permitted to be vertically offset where the floor framing is lapped or tied together as required by section R502.6.1.~~

- G. Section R301.2.2.11 is added to Chapter 3 of the California Residential Code to read as follows:

**R301.2.2.11 Anchorage of mechanical, electrical, or plumbing components and equipment.** Mechanical, electrical, or plumbing components and equipment shall be anchored to the structure. Anchorage of the components and equipment shall be designed to resist loads in accordance with the California Building Code and ASCE 7, except where the component is positively attached to the structure and flexible connections are provided between the component and associated ductwork, piping, and conduit; and either

1. The component weighs 400 lb (1,780 N) or less and has a center of mass located 4 ft (1.22 m) or less above the supporting structure; or

2. The component weighs 20 lb (89N) or less or, in the case of a distributed system, 5 lb/ft (73 N/m) or less.

- H. Section R313.1 of Chapter 3 of the California Residential Code is deleted and a new Section R313.1 is added to read as follows:

**R313.1 Townhouse automatic fire sprinklers systems.** An automatic residential fire sprinkler system installed in Townhouses as follows:

New buildings: An automatic sprinkler system shall be installed throughout all new buildings.

Existing buildings:

An automatic sprinkler system shall be installed throughout when the building area exceeds 3,600 square feet and when one of the following conditions exists:

1. When an addition is 50% or more of the existing building area, as defined in Section 502.1, within a two year period; or
2. An addition when the existing building is already provided with automatic sprinklers; or
3. When an existing Group R occupancy is being substantially renovated, and where the scope of the renovation is such that the Building Official determines that the complexity of installing a sprinkler system would be similar as in a new building.

- I. Section R313.2 of Chapter 3 of the California Residential Code is deleted and a new Section R313.2 is added to read as follows:

**R313.2 One- and two-family dwellings automatic fire sprinklers systems.**

An automatic residential fire sprinkler system installed in one and two family dwellings as follows:

New buildings: An automatic sprinkler system shall be installed throughout all new buildings.

Existing buildings: An automatic sprinkler system shall be installed throughout when the building area exceeds 3,600 square feet and when one of the following conditions exists:

1. When an addition is 50% or more of the existing building area, as defined in Section 502.1, within a two year period; or
2. An addition when the existing building is already provided with automatic sprinklers; or

3. When an existing Group R Occupancy is being substantially renovated, and where the scope of the renovation is such that the Building Code Official determines that the complexity of installing a sprinkler system would be similar as in a new building.
4. Accessory Dwelling Units do not need automatic residential fire sprinkler systems. If the primary residence is exempt.

K. Section R401.1 of the California Residential Code is amended to read as follows:

**R401.1 Application.** ~~The provisions of this chapter shall control the design and construction of the foundation and foundation spaces for buildings. In addition to the provisions of this chapter, the design and construction of foundations in flood hazard areas as established by Table R301.2(1) shall meet the provisions of Section R322. Wood foundations shall be designed and installed in accordance with AWC PWF.~~

**Exception:** ~~The provisions of this chapter shall be permitted to be used for wood foundations only in the following situations:~~

1. ~~In buildings that have no more than two floors and a roof.~~
2. ~~When interior basement and foundation walls are constructed at intervals not exceeding 50 feet (15 240 mm).~~

~~Wood foundations in Seismic Design Category D<sub>0</sub>, D<sub>1</sub>, D<sub>2</sub>, E or F shall be designed in accordance with accepted engineering practice not be permitted.~~

**Exception:** In non-occupied, single-story, detached storage sheds and similar uses other than carport or garage, provided the gross floor area does not exceed 200 square feet, the plate height does not exceed 12 feet in height above the grade plane at any point, and the maximum roof projection does not exceed 24 inches.

L. Sections R403.1.2, R403.1.3.6 and R403.1.5 of the California Residential Code are amended to read as follows:

**R403.1.2 Continuous footing in Seismic Design Categories D<sub>0</sub>, D<sub>1</sub>, and D<sub>2</sub>, E and F.** ~~Exterior walls of buildings located in Seismic Design Categories D<sub>0</sub>, D<sub>1</sub>, and D<sub>2</sub>, E and F, shall be supported by continuous solid or fully grouted masonry or concrete footings. Other footing materials or systems shall be designed in accordance with accepted engineering practice. All required interior braced wall panels in buildings located in Seismic Design Categories D<sub>0</sub>, D<sub>1</sub> and D<sub>2</sub> with plan dimensions greater than 50 feet (15 240 mm) shall be supported by continuous solid or fully grouted masonry or concrete footings in accordance with Section R403.1.3.4, except for two-story buildings in Seismic Design Category D<sub>2</sub>, in which all braced wall panels, interior and exterior, shall be supported on continuous foundations.~~

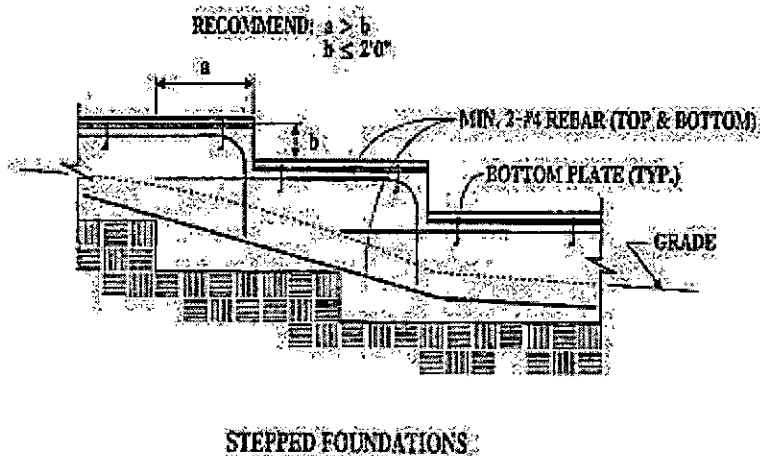
**Exception:** ~~Two-story buildings shall be permitted to have interior braced wall panels supported on continuous foundations at intervals not exceeding 50 feet (15 240 mm) provided that:~~

1. ~~The height of cripple walls does not exceed 4 feet (1219 mm).~~
2. ~~First floor braced wall panels are supported on doubled floor joists, continuous blocking or floor beams.~~
3. ~~The distance between bracing lines does not exceed twice the building width measured parallel to the braced wall line.~~

**R403.1.3.6 Isolated concrete footings.** ~~In detached one and two family dwellings located in Seismic Design Category A, B, or C, that are three stories or less in height, and constructed with stud bearing walls, isolated plain concrete footings supporting columns or pedestals are permitted. Isolated Concrete footings are not permitted in Seismic Zones D, E, and F.~~

**R403.1.5 Slope.** The top surface of footings shall be level. The bottom surface of footings shall not have a slope exceeding one unit vertical in 10 units horizontal (10-percent slope). Footings shall be stepped where it is necessary to change the elevation of the top surface of the footings or where the slope of the bottom surface of the footings will exceed one unit vertical in 10 units horizontal (10-percent slope).

For structures assigned to Seismic Design Categories D<sub>0</sub>, D<sub>1</sub> or D<sub>2</sub>, stepped footings shall be reinforced with four No. 4 rebar. Two bars shall be place at the top and bottom of the footings as shown in Figure R403.1.5.



**FIGURE R403.1.5**  
**STEPPED FOOTING**

M. Section R404.2 of the California Residential Code is amended to read as follows:

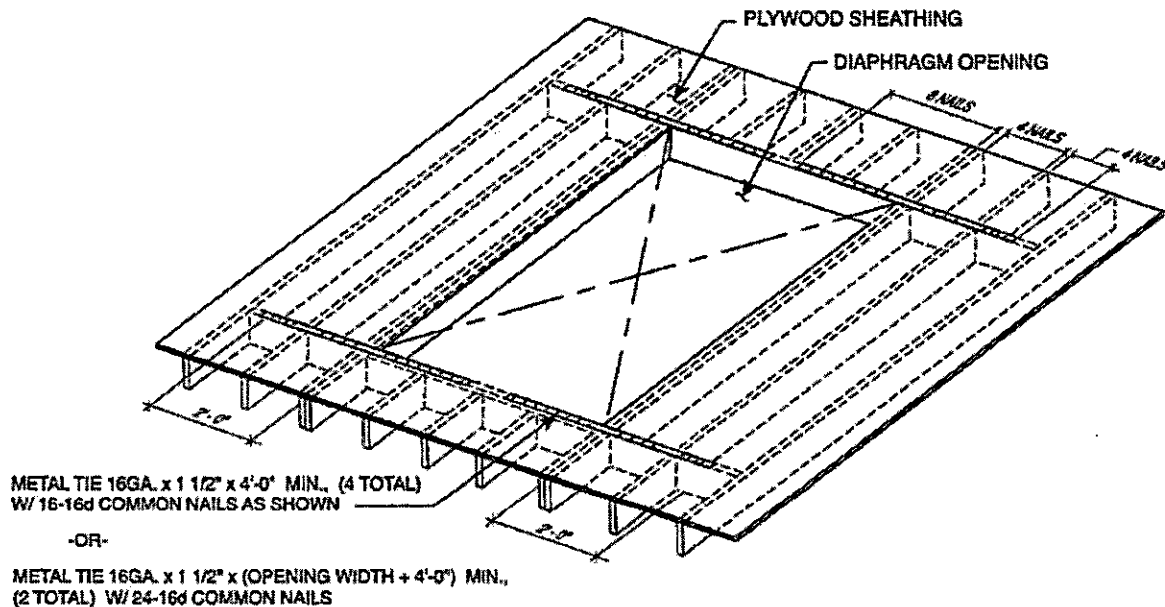
**R404.2 Wood foundation walls.** Wood foundation walls shall be constructed in accordance with the provisions of Sections R404.2.1 through R404.2.6 and with the details shown in Figures R403.1(2) and R403.1(3). Wood foundation walls shall not be used for structures located in Seismic Design Categories D<sub>0</sub>, D<sub>1</sub>, D<sub>2</sub>, E, and F.

N. Section R501.1 of the California Residential Code is amended to read as follows:

**R501.1 Application.** The provisions of this chapter shall control the design and construction of the floors for buildings, including the floors of attic spaces used to house mechanical or plumbing fixtures and equipment. Mechanical or plumbing fixtures and equipment shall be attached or anchored to the structure in accordance with Section R301.2.2.11.

O. Section R503.2.4 is added to Chapter 5 of the California Residential Code to read as follows:

**R503.2.4 Openings in horizontal diaphragms.** Openings in horizontal diaphragms with a dimension perpendicular to the joist that is greater than 4 feet (1.2 m) shall be constructed in accordance with Figure R503.2.4.



For SI: 1 inch = 25.4 mm, 1 foot = 304.8 mm.

- a. Blockings shall be provided beyond headers.
- b. Metal ties not less than 0.058 inch [1.47 mm (16 galvanized gage)] by 1.5 inches (38 mm) wide with eight 16d common nails on each side of the header-joist intersection. The metal ties shall have a minimum yield of 33,000 psi (227 MPa).
- c. Openings in diaphragms shall be further limited in accordance with Section R301.2.2.6.

**FIGURE R503.2.4**  
**OPENINGS IN HORIZONTAL DIAPHRAGMS**

P. Lines 19, 20, 23, and 33 - 36 of Table R602.3(1) of the California Residential Code are amended to read as follows:

**TABLE R602.3(1)—continued**  
**FASTENING SCHEDULE**

| ITEM                              | DESCRIPTION OF BUILDING ELEMENTS                  | NUMBER AND TYPE OF FASTENER <sup>a, b, c</sup>                                                                                                     | SPACING AND LOCATION |   |
|-----------------------------------|---------------------------------------------------|----------------------------------------------------------------------------------------------------------------------------------------------------|----------------------|---|
| 19 <sup>k</sup>                   | 1" × 6" sheathing to each bearing                 | 3-8d box (2½" × 0.113"); or 2-8d common (2½" × 0.131"); or 2-10d box (3" × 0.128"); or 2 staples, 1" crown, 16 ga., 1¾" long                       | Face nail            |   |
| 20 <sup>k</sup>                   | 1" × 8" and wider sheathing to each bearing       | 3-8d box (2½" × 0.113"); or 3-8d common (2½" × 0.131"); or 3-10d box (3" × 0.128"); or 3 staples, 1" crown, 16 ga., 1¾" long                       | Face nail            |   |
|                                   |                                                   | Wider than 1" × 8"<br>4-8d box (2½" × 0.113"); or 3-8d common (2½" × 0.131"); or 3-10d box (3" × 0.128"); or 4 staples, 1" crown, 16 ga., 1¾" long |                      |   |
| Floor                             |                                                   |                                                                                                                                                    |                      |   |
| 23 <sup>k</sup>                   | 1" × 6" subfloor or less to each joist            | 3-8d box (2½" × 0.113"); or 2-8d common (2½" × 0.131"); or 3-10d box (3" × 0.128"); or 2 staples, 1" crown, 16 ga., 1¾" long                       | Face nail            |   |
| Other wall sheathing <sup>g</sup> |                                                   |                                                                                                                                                    |                      |   |
| 33 <sup>k</sup>                   | ½" structural cellulosic fiberboard sheathing     | 1½" galvanized roofing nail, ⅞" head diameter, or 1¼" long 16 ga. staple with ⅞" or 1" crown                                                       | 3                    | 6 |
| 34 <sup>k</sup>                   | 25/32" structural cellulosic fiberboard sheathing | 1¾" galvanized roofing nail, ⅞" head diameter, or 1½" long 16 ga. staple with ⅞" or 1" crown                                                       | 3                    | 6 |
| 35 <sup>k</sup>                   | ½" gypsum sheathing <sup>d</sup>                  | 1½" galvanized roofing nail; staple galvanized, 1½" long; 1¼"                                                                                      | 7                    | 7 |

|                 |                                    |                                                                                            |   |   |
|-----------------|------------------------------------|--------------------------------------------------------------------------------------------|---|---|
|                 |                                    | screws, Type W or S                                                                        |   |   |
| 36 <sup>k</sup> | 5/8" gypsum sheathing <sup>d</sup> | 1 3/4" galvanized roofing nail; staple galvanized, 1 5/8" long; 1 5/8" screws, Type W or S | 7 | 7 |

For SI: 1 inch = 25.4 mm, 1 foot = 304.8 mm, 1 mile per hour = 0.447 m/s; 1 ksi = 6.895 MPa.

**TABLE R602.3(1)—  
FASTENING SCHEDULE**

- a. Nails are smooth-common, box or deformed shanks except where otherwise stated. Nails used for framing and sheathing connections shall have minimum average bending yield strengths as shown: 80 ksi for shank diameter of 0.192 inch (20d common nail), 90 ksi for shank diameters larger than 0.142 inch but not larger than 0.177 inch, and 100 ksi for shank diameters of 0.142 inch or less.
- ~~b. Staples are 16 gage wire and have a minimum 7/16-inch on diameter crown width.~~
- c. Nails shall be spaced at not more than 6 inches on center at all supports where spans are 48 inches or greater.
- d. Four-foot by 8-foot or 4-foot by 9-foot panels shall be applied vertically.
- e. Spacing of fasteners not included in this table shall be based on Table R602.3(2).
- f. For wood structural panel roof sheathing attached to gable end roof framing and to intermediate supports within 48 inches of roof edges and ridges, nails shall be spaced at 6 inches on center where the ultimate design wind speed is less than 130 mph and shall be spaced 4 inches on center where the ultimate design wind speed is 130 mph or greater but less than 140 mph.
- g. Gypsum sheathing shall conform to ASTM C1396 and shall be installed in accordance with GA 253. Fiberboard sheathing shall conform to ASTM C208.
- h. Spacing of fasteners on floor sheathing panel edges applies to panel edges supported by framing members and required blocking and at floor perimeters only. Spacing of fasteners on roof sheathing panel edges applies to panel edges supported by framing members and required blocking. Blocking of roof or floor sheathing panel edges perpendicular to the framing members need not be provided except as required by other provisions of this code. Floor perimeter shall be supported by framing members or solid blocking.
- i. Where a rafter is fastened to an adjacent parallel ceiling joist in accordance with this schedule, provide two toe nails on one side of the rafter and toe nails from the ceiling joist to top plate in accordance with this schedule. The toe nail on the opposite side of the rafter shall not be required.
- j. RSR-01 is a Roof Sheathing Ring Shank nail meeting the specifications in ASTM F1667.
- k. Use of staples in braced wall panels shall be prohibited in Seismic

Design Category D<sub>0</sub>, D<sub>1</sub>, D<sub>2</sub>, E and F.

- Q. Exception of Section R602.3.2 and Table R602.3.2 of the California Residential Code are amended to read as follows:

**Exception:** ~~A-In Seismic Design Category D<sub>0</sub>, D<sub>1</sub>, D<sub>2</sub> E or F a single top plate shall not be used as an alternative to a double top plate shall comply with the following:~~

- ~~1. The single top plate shall be tied at corners, intersecting walls, and at in-line splices in straight wall lines in accordance with Table R602.3.2.~~
- ~~2. The rafters or joists shall be centered over the studs with a tolerance of not more than 1 inch (25 mm).~~
- ~~3. Omission of the top plate is permitted over headers where the headers are adequately tied to adjacent wall sections in accordance with Table R602.3.2.~~

~~TABLE R602.3.2  
SINGLE TOP PLATE SPlice CONNECTION DETAILS~~

| CONDITION                                                                                                                                      | TOP PLATE SPlice LOCATION                                         |                                                     |                                                                   |                                                     |
|------------------------------------------------------------------------------------------------------------------------------------------------|-------------------------------------------------------------------|-----------------------------------------------------|-------------------------------------------------------------------|-----------------------------------------------------|
|                                                                                                                                                | Corners and intersecting walls                                    |                                                     | Butt joints in straight walls                                     |                                                     |
|                                                                                                                                                | Splice plate size                                                 | Minimum nails each side of joint                    | Splice plate size                                                 | Minimum nails each side of joint                    |
| <del>Structures in SDC A, B, and C with in-line butt joints and D with in-line butt joints spacing less than 25 feet</del>                     | <del>2" x 8" x 0.035" galvanized steel plate or equivalent</del>  | <del>(16) 8d box nails (21) 2" x 0.113" nails</del> | <del>2" x 16" x 0.035" galvanized steel plate or equivalent</del> | <del>(16) 8d box nails (21) 2" x 0.113" nails</del> |
| <del>Structures in SDC D<sub>0</sub>, D<sub>1</sub>, and D<sub>2</sub> with in-line butt joints spacing greater than or equal to 25 feet</del> | <del>2" x 8" by 0.035" galvanized steel plate or equivalent</del> | <del>(16) 8d box nails (21) 2" x 0.113" nails</del> | <del>2" x 16" x 0.035" galvanized steel plate or equivalent</del> | <del>(16) 8d box nails (21) 2" x 0.113" nails</del> |

For SI: 1 inch = 25.4 mm; 1 foot = 304.8 mm.

- R. Footnote "b" of Table R602.3(2) of the California Residential Code is amended to read as follows:

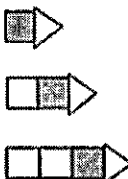
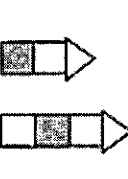

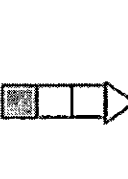
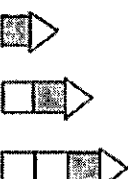
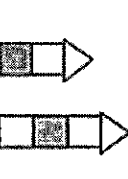

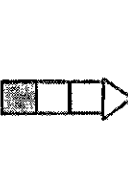




~~b. Staples shall have a minimum crown width of 7/16-inch on diameter except as noted. Use of staples in roof, floor, subfloor, and braced wall panels shall be prohibited in Seismic Design Category D<sub>0</sub>, D<sub>1</sub>, D<sub>2</sub>, E or F.~~

- S. Section R602.10.2.3 of the California Residential Code is amended to read as follows:

**R602.10.2.3 Minimum number of braced wall panels.** Braced wall lines with a length of 16 feet (4877 mm) or less shall have not less than two braced wall panels of any length or one braced wall panel equal to 48 inches (1219 mm) or more. Braced wall lines greater than 16 feet (4877 mm) shall have not less than two braced wall panels. No braced wall panel shall be less than 48 inches in length in Seismic Design Category D<sub>0</sub>, D<sub>1</sub>, D<sub>2</sub>, E or F.





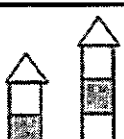
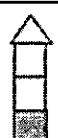
- T. Table R602.10.3(3) of the California Residential Code is amended to read as follows:

TABLE R602.10.3(3)  
BRACING REQUIREMENTS BASED ON SEISMIC DESIGN CATEGORY

| SOIL CLASS D <sup>a</sup><br>• WALL HEIGHT = 10 FEET<br>• 10 PSF FLOOR DEAD LOAD<br>• 15 PSF ROOF/CEILING DEAD LOAD<br>• BRACED WALL LINE SPACING ≤ 25 FEET |                                                                                     |                                                                                     |                         | MINIMUM TOTAL LENGTH (FEET) OF BRACED WALL PANELS<br>REQUIRED ALONG EACH BRACED WALL LINE <sup>a</sup> |                                                                               |            |                                                |     |
|-------------------------------------------------------------------------------------------------------------------------------------------------------------|-------------------------------------------------------------------------------------|-------------------------------------------------------------------------------------|-------------------------|--------------------------------------------------------------------------------------------------------|-------------------------------------------------------------------------------|------------|------------------------------------------------|-----|
| Seismic Design Category                                                                                                                                     | Story Location                                                                      | Braced Wall Line Length (feet) <sup>b</sup>                                         | Method LUB <sup>c</sup> | Method GB &                                                                                            | Methods <sup>d</sup><br>DWB, SFB, PBS,<br>PCP, HPS, CS-<br>SFB <sup>e,f</sup> | Method WSP | Methods <sup>d</sup><br>CS-WSP,<br>CS-G, CS-PF |     |
| C<br>(townhouses only)                                                                                                                                      |  | 10                                                                                  | 2.5                     | 2.5                                                                                                    | 2.5                                                                           | 1.6        | 1.4                                            |     |
|                                                                                                                                                             |                                                                                     | 20                                                                                  | 5.0                     | 5.0                                                                                                    | 5.0                                                                           | 3.2        | 2.7                                            |     |
|                                                                                                                                                             |                                                                                     | 30                                                                                  | 7.5                     | 7.5                                                                                                    | 7.5                                                                           | 4.8        | 4.1                                            |     |
|                                                                                                                                                             |  | 40                                                                                  | 10.0                    | 10.0                                                                                                   | 10.0                                                                          | 6.4        | 5.4                                            |     |
|                                                                                                                                                             |                                                                                     | 50                                                                                  | 12.5                    | 12.5                                                                                                   | 12.5                                                                          | 8.0        | 6.8                                            |     |
|                                                                                                                                                             |  | 10                                                                                  | NP                      | 4.5                                                                                                    | 4.5                                                                           | 3.0        | 2.6                                            |     |
|                                                                                                                                                             |                                                                                     | 20                                                                                  | NP                      | 9.0                                                                                                    | 9.0                                                                           | 6.0        | 5.1                                            |     |
|                                                                                                                                                             |                                                                                     | 30                                                                                  | NP                      | 13.5                                                                                                   | 13.5                                                                          | 9.0        | 7.7                                            |     |
|                                                                                                                                                             |  | 40                                                                                  | NP                      | 18.0                                                                                                   | 18.0                                                                          | 12.0       | 10.2                                           |     |
|                                                                                                                                                             |                                                                                     | 50                                                                                  | NP                      | 22.5                                                                                                   | 22.5                                                                          | 15.0       | 12.8                                           |     |
|                                                                                                                                                             | D <sub>s</sub>                                                                      |  | 10                      | NP                                                                                                     | 6.0                                                                           | 6.0        | 4.5                                            | 3.8 |
|                                                                                                                                                             |                                                                                     |                                                                                     | 20                      | NP                                                                                                     | 12.0                                                                          | 12.0       | 9.0                                            | 7.7 |
| 30                                                                                                                                                          |                                                                                     |                                                                                     | NP                      | 18.0                                                                                                   | 18.0                                                                          | 13.5       | 11.5                                           |     |
|                                                                            |                                                                                     | 40                                                                                  | NP                      | 24.0                                                                                                   | 24.0                                                                          | 18.0       | 15.3                                           |     |
|                                                                                                                                                             |                                                                                     | 50                                                                                  | NP                      | 30.0                                                                                                   | 30.0                                                                          | 22.5       | 19.1                                           |     |
|                                                                            |                                                                                     | 10                                                                                  | NP                      | 2.8                                                                                                    | 2.8                                                                           | 1.8        | 1.6                                            |     |
|                                                                                                                                                             |                                                                                     | 20                                                                                  | NP                      | 5.5                                                                                                    | 5.5                                                                           | 3.6        | 3.1                                            |     |
|                                                                                                                                                             |                                                                                     | 30                                                                                  | NP                      | 8.3                                                                                                    | 8.3                                                                           | 5.4        | 4.6                                            |     |
|                                                                            |                                                                                     | 40                                                                                  | NP                      | 11.0                                                                                                   | 11.0                                                                          | 7.2        | 6.1                                            |     |
|                                                                                                                                                             |                                                                                     | 50                                                                                  | NP                      | 13.8                                                                                                   | 13.8                                                                          | 9.0        | 7.7                                            |     |
| D <sub>s</sub>                                                                                                                                              |                                                                                     |    | 10                      | NP                                                                                                     | 5.3                                                                           | 5.3        | 3.8                                            | 3.2 |
|                                                                                                                                                             | 20                                                                                  |                                                                                     | NP                      | 10.5                                                                                                   | 10.5                                                                          | 7.5        | 6.4                                            |     |
|                                                                                                                                                             | 30                                                                                  |                                                                                     | NP                      | 15.8                                                                                                   | 15.8                                                                          | 11.3       | 9.6                                            |     |
|                                                                                                                                                             |    | 40                                                                                  | NP                      | 21.0                                                                                                   | 21.0                                                                          | 15.0       | 12.8                                           |     |
|                                                                                                                                                             |                                                                                     | 50                                                                                  | NP                      | 26.3                                                                                                   | 26.3                                                                          | 18.8       | 16.0                                           |     |
|                                                                                                                                                             |    | 10                                                                                  | NP                      | 7.3                                                                                                    | 7.3                                                                           | 5.3        | 4.5                                            |     |
|                                                                                                                                                             |                                                                                     | 20                                                                                  | NP                      | 14.5                                                                                                   | 14.5                                                                          | 10.5       | 9.0                                            |     |
|                                                                            | 30                                                                                  | NP                                                                                  | 21.8                    | 21.8                                                                                                   | 15.8                                                                          | 13.4       |                                                |     |
|                                                                                                                                                             | 40                                                                                  | NP                                                                                  | 29.0                    | 29.0                                                                                                   | 21.0                                                                          | 17.9       |                                                |     |
|                                                                                                                                                             | 50                                                                                  | NP                                                                                  | 36.3                    | 36.3                                                                                                   | 26.3                                                                          | 22.3       |                                                |     |

(continued)

**TABLE R602.10.3(3)—continued**  
**BRACING REQUIREMENTS BASED ON SEISMIC DESIGN CATEGORY**

| <ul style="list-style-type: none"> <li>• SOIL CLASS D<sup>a</sup></li> <li>• WALL HEIGHT = 10 FEET</li> <li>• 10 PSF FLOOR DEAD LOAD</li> <li>• 15 PSF ROOF/CEILING DEAD LOAD</li> <li>• BRACED WALL LINE SPACING ≤ 25 FEET</li> </ul> |                                                                                     |                                             | MINIMUM TOTAL LENGTH (FEET) OF BRACED WALL PANELS REQUIRED ALONG EACH BRACED WALL LINE <sup>a</sup> |                             |                                                      |            |                             |
|----------------------------------------------------------------------------------------------------------------------------------------------------------------------------------------------------------------------------------------|-------------------------------------------------------------------------------------|---------------------------------------------|-----------------------------------------------------------------------------------------------------|-----------------------------|------------------------------------------------------|------------|-----------------------------|
| Seismic Design Category                                                                                                                                                                                                                | Story Location                                                                      | Braced Wall Line Length (feet) <sup>a</sup> | Method L1B <sup>a</sup>                                                                             | Method GB 2                 | Methods DWB, SFB, PBS, PCP, HPS, CS-SFB <sup>a</sup> | Method WSP | Methods CS-WSP, CS-G, CS-PF |
| D <sub>1</sub>                                                                                                                                                                                                                         |    | 10                                          | NP                                                                                                  | <del>3.0</del> <u>6.0</u>   | <del>3.0</del> <u>6.0</u>                            | 2.0        | 1.7                         |
|                                                                                                                                                                                                                                        |                                                                                     | 20                                          | NP                                                                                                  | <del>6.0</del> <u>12.0</u>  | <del>6.0</del> <u>12.0</u>                           | 4.0        | 3.4                         |
|                                                                                                                                                                                                                                        |                                                                                     | 30                                          | NP                                                                                                  | <del>9.0</del> <u>18.0</u>  | <del>9.0</del> <u>18.0</u>                           | 6.0        | 5.1                         |
|                                                                                                                                                                                                                                        |                                                                                     | 40                                          | NP                                                                                                  | <del>12.0</del> <u>24.0</u> | <del>12.0</del> <u>24.0</u>                          | 8.0        | 6.8                         |
|                                                                                                                                                                                                                                        |                                                                                     | 50                                          | NP                                                                                                  | <del>15.0</del> <u>30.0</u> | <del>15.0</del> <u>30.0</u>                          | 10.0       | 8.5                         |
|                                                                                                                                                                                                                                        |    | 10                                          | NP                                                                                                  | <del>6.0</del> <u>NP</u>    | <del>6.0</del> <u>NP</u>                             | 4.5        | 3.8                         |
|                                                                                                                                                                                                                                        |                                                                                     | 20                                          | NP                                                                                                  | <del>12.0</del> <u>NP</u>   | <del>12.0</del> <u>NP</u>                            | 9.0        | 7.7                         |
|                                                                                                                                                                                                                                        |                                                                                     | 30                                          | NP                                                                                                  | <del>18.0</del> <u>NP</u>   | <del>18.0</del> <u>NP</u>                            | 13.5       | 11.5                        |
|                                                                                                                                                                                                                                        |                                                                                     | 40                                          | NP                                                                                                  | <del>24.0</del> <u>NP</u>   | <del>24.0</del> <u>NP</u>                            | 18.0       | 15.3                        |
|                                                                                                                                                                                                                                        |                                                                                     | 50                                          | NP                                                                                                  | <del>30.0</del> <u>NP</u>   | <del>30.0</del> <u>NP</u>                            | 22.5       | 19.1                        |
|                                                                                                                                                                                                                                        |    | 10                                          | NP                                                                                                  | <del>8.5</del> <u>NP</u>    | <del>8.5</del> <u>NP</u>                             | 6.0        | 5.1                         |
|                                                                                                                                                                                                                                        |                                                                                     | 20                                          | NP                                                                                                  | <del>17.0</del> <u>NP</u>   | <del>17.0</del> <u>NP</u>                            | 12.0       | 10.2                        |
|                                                                                                                                                                                                                                        |                                                                                     | 30                                          | NP                                                                                                  | <del>25.5</del> <u>NP</u>   | <del>25.5</del> <u>NP</u>                            | 18.0       | 15.3                        |
|                                                                                                                                                                                                                                        |                                                                                     | 40                                          | NP                                                                                                  | <del>34.0</del> <u>NP</u>   | <del>34.0</del> <u>NP</u>                            | 24.0       | 20.4                        |
|                                                                                                                                                                                                                                        |                                                                                     | 50                                          | NP                                                                                                  | <del>42.5</del> <u>NP</u>   | <del>42.5</del> <u>NP</u>                            | 30.0       | 25.5                        |
| D <sub>2</sub>                                                                                                                                                                                                                         |   | 10                                          | NP                                                                                                  | <del>4.0</del> <u>8.0</u>   | <del>4.0</del> <u>8.0</u>                            | 2.5        | 2.1                         |
|                                                                                                                                                                                                                                        |                                                                                     | 20                                          | NP                                                                                                  | <del>8.0</del> <u>16.0</u>  | <del>8.0</del> <u>16.0</u>                           | 5.0        | 4.3                         |
|                                                                                                                                                                                                                                        |                                                                                     | 30                                          | NP                                                                                                  | <del>12.0</del> <u>24.0</u> | <del>12.0</del> <u>24.0</u>                          | 7.5        | 6.4                         |
|                                                                                                                                                                                                                                        |                                                                                     | 40                                          | NP                                                                                                  | <del>16.0</del> <u>32.0</u> | <del>16.0</del> <u>32.0</u>                          | 10.0       | 8.5                         |
|                                                                                                                                                                                                                                        |                                                                                     | 50                                          | NP                                                                                                  | <del>20.0</del> <u>40.0</u> | <del>20.0</del> <u>40.0</u>                          | 12.5       | 10.6                        |
|                                                                                                                                                                                                                                        |  | 10                                          | NP                                                                                                  | <del>7.5</del> <u>NP</u>    | <del>7.5</del> <u>NP</u>                             | 5.5        | 4.7                         |
|                                                                                                                                                                                                                                        |                                                                                     | 20                                          | NP                                                                                                  | <del>15.0</del> <u>NP</u>   | <del>15.0</del> <u>NP</u>                            | 11.0       | 9.4                         |
|                                                                                                                                                                                                                                        |                                                                                     | 30                                          | NP                                                                                                  | <del>22.5</del> <u>NP</u>   | <del>22.5</del> <u>NP</u>                            | 16.5       | 14.0                        |
|                                                                                                                                                                                                                                        |                                                                                     | 40                                          | NP                                                                                                  | <del>30.0</del> <u>NP</u>   | <del>30.0</del> <u>NP</u>                            | 22.0       | 18.7                        |
|                                                                                                                                                                                                                                        |                                                                                     | 50                                          | NP                                                                                                  | <del>37.5</del> <u>NP</u>   | <del>37.5</del> <u>NP</u>                            | 27.5       | 23.4                        |
|                                                                                                                                                                                                                                        |  | 10                                          | NP                                                                                                  | NP                          | NP                                                   | NP         | NP                          |
|                                                                                                                                                                                                                                        |                                                                                     | 20                                          | NP                                                                                                  | NP                          | NP                                                   | NP         | NP                          |
|                                                                                                                                                                                                                                        |                                                                                     | 30                                          | NP                                                                                                  | NP                          | NP                                                   | NP         | NP                          |
|                                                                                                                                                                                                                                        |                                                                                     | 40                                          | NP                                                                                                  | NP                          | NP                                                   | NP         | NP                          |
|                                                                                                                                                                                                                                        |                                                                                     | 50                                          | NP                                                                                                  | NP                          | NP                                                   | NP         | NP                          |
|                                                                                                                                                                                                                                        | Cripple wall below one- or two-story dwelling                                       | 10                                          | NP                                                                                                  | NP                          | NP                                                   | 7.5        | 6.4                         |
|                                                                                                                                                                                                                                        |                                                                                     | 20                                          | NP                                                                                                  | NP                          | NP                                                   | 15.0       | 12.8                        |
|                                                                                                                                                                                                                                        |                                                                                     | 30                                          | NP                                                                                                  | NP                          | NP                                                   | 22.5       | 19.1                        |
|                                                                                                                                                                                                                                        |                                                                                     | 40                                          | NP                                                                                                  | NP                          | NP                                                   | 30.0       | 25.5                        |
|                                                                                                                                                                                                                                        |                                                                                     | 50                                          | NP                                                                                                  | NP                          | NP                                                   | 37.5       | 31.9                        |

For SI: 1 inch = 25.4 mm, 1 foot = 304.8 mm, 1 pound per square foot = 0.0479 kPa.

NP = Not Permitted.

- Linear interpolation shall be permitted.
- Wall bracing lengths are based on a soil site class "D." Interpolation of bracing length between the  $S_d$ s values associated with the seismic design categories shall be permitted when a site-specific  $S_d$ s value is determined in accordance with Section 1613.2 of the *California Building Code*.
- Where the braced wall line length is greater than 50 feet, braced wall lines shall be permitted to be divided into shorter segments having lengths of 50 feet or less, and the amount of bracing within each segment shall be in accordance with this table.

- d. Method LIB shall have gypsum board fastened to not less than one side with nails or screws in accordance with Table R602.3(1) for exterior sheathing or Table R702.3.5 for interior gypsum board. Spacing of fasteners at panel edges shall not exceed 8 inches.
- e. Methods PFG and CS-SFB do not apply in Seismic Design Categories D0, D1 and D2.
- f. Where more than one bracing method is used, mixing methods shall be in accordance with Section R602.10.4.1.
- g. Methods GB and PCP braced wall panel h/w ratio shall not exceed 1:1 in SDC D0, D1 and D2. Methods DWB, SFB, PBS, and HPS are not permitted in D0, D1 and D2.

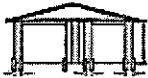




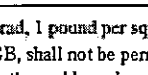
U. Table R602.10.4 of the California Residential Code is amended to read as follows:

**TABLE R602.10.4  
BRACING METHODS**

| METHODS, MATERIAL            |                                                                                                | MINIMUM THICKNESS                                                                       | FIGURE                 | CONNECTION CRITERIA <sup>1</sup>                                                                                                       |                                                                                                 |
|------------------------------|------------------------------------------------------------------------------------------------|-----------------------------------------------------------------------------------------|------------------------|----------------------------------------------------------------------------------------------------------------------------------------|-------------------------------------------------------------------------------------------------|
|                              |                                                                                                |                                                                                         |                        | Fasteners                                                                                                                              | Spacing                                                                                         |
| Intermittent Bracing Methods | <b>LIB</b><br>Let-in bracing                                                                   | 1" x 4" wood or approved metal straps at 45° to 60° angles for maximum 16" stud spacing |                        | Wood: 2-8d common nails or 3-8d (2 1/2" long x 0.113" dia.) nails<br>Metal strap: per manufacturer                                     | Wood: per stud and top and bottom plates<br>Metal: per manufacturer                             |
|                              | <b>DWB</b><br>Diagonal wood boards                                                             | 3/4" (1" nominal) for maximum 24" stud spacing                                          |                        | 2-8d (2 1/2" long x 0.113" dia.) nails or 2 - 1 1/2" long staples                                                                      | Per stud                                                                                        |
|                              | <b>WSP</b><br>Wood structural panel (See Section R604)                                         | 3/8" or 15/32"                                                                          |                        | 8d common (2 1/2" x 0.131") nails<br>3/8" edge distance to panel edge                                                                  | Exterior sheathing per Table R602.3(2)<br>6" edges 12" field                                    |
|                              | <b>WSP</b><br>Wood structural panel (See Section R604)                                         | 3/8" or 15/32"                                                                          |                        | 8d common (2 1/2" x 0.131") nails<br>3/8" edge distance to panel edge                                                                  | Interior sheathing per Table R602.3(1) or R602.3(2)<br>Varies by fastener<br>6" edges 12" field |
|                              | <b>BV-WSP</b><br>Wood structural panels with stone or masonry veneer (See Section R602.10.6.5) | 3/4"                                                                                    | See Figure R602.10.6.5 | 8d common (2 1/2" x 0.131") nails                                                                                                      | 4" at panel edges<br>12" at intermediate supports<br>4" at braced wall panel end posts          |
|                              | <b>SFB</b><br>Structural fiberboard sheathing                                                  | 1/2" or 5/8" for maximum 16" stud spacing                                               |                        | 1 1/2" long x 0.12" dia. (for 1/2" thick sheathing)<br>1 7/8" long x 0.12" dia. (for 5/8" thick sheathing)<br>galvanized roofing nails | 3" edges 6" field                                                                               |
|                              | <b>GB</b><br>Gypsum board                                                                      | 1/2"                                                                                    |                        | Nails or screws per Table R602.3(1) for exterior locations<br>Nails or screws per Table R702.3.5 for interior locations                | For all braced wall panel locations: 7" edges (including top and bottom plates) 7" field        |
|                              | <b>PBS</b><br>Particleboard sheathing (See Section R605)                                       | 3/8" or 1/2" for maximum 16" stud spacing                                               |                        | For 3/8", 6d common (2" long x 0.113" dia.) nails<br>For 1/2", 8d common (2 1/2" long x 0.131" dia.) nails                             | 3" edges 6" field                                                                               |
|                              | <b>PCP</b><br>Portland cement plaster                                                          | See Section R703.7 for maximum 16" stud spacing                                         |                        | 1 1/4" long, 11 gage, 3/16" dia. head nails or 7/8" long, 16 gage staples                                                              | 6" o.c. on all framing members                                                                  |
|                              | <b>HPS</b><br>Hardboard panel siding                                                           | 3/4" for maximum 16" stud spacing                                                       |                        | 0.092" dia., 0.225" dia. head nails with length to accommodate 1 1/2" penetration into studs                                           | 4" edges 8" field                                                                               |
|                              | <b>ABW</b><br>Alternate braced wall                                                            | 3/4"                                                                                    |                        | See Section R602.10.6.1                                                                                                                | See Section R602.10.6.1                                                                         |

(continued)

TABLE R602.10.4—continued  
BRACING METHODS<sup>1</sup>

| METHODS, MATERIAL            |                                                                                                      | MINIMUM THICKNESS                                                 | FIGURE                                                                              | CONNECTION CRITERIA <sup>a</sup>                                                                                                                                                         |                                                                |
|------------------------------|------------------------------------------------------------------------------------------------------|-------------------------------------------------------------------|-------------------------------------------------------------------------------------|------------------------------------------------------------------------------------------------------------------------------------------------------------------------------------------|----------------------------------------------------------------|
|                              |                                                                                                      |                                                                   |                                                                                     | Fasteners                                                                                                                                                                                | Spacing                                                        |
| Intermittent Bracing Methods | <b>PFH</b><br>Portal frame with hold-downs                                                           | $\frac{3}{8}$ "                                                   |    | See Section R602.10.6.2                                                                                                                                                                  | See Section R602.10.6.2                                        |
|                              | <b>PFG</b><br>Portal frame at garage                                                                 | $\frac{7}{16}$ "                                                  |    | See Section R602.10.6.3                                                                                                                                                                  | See Section R602.10.6.3                                        |
| Continuous Sheathing Methods | <b>CS-WSP</b><br>Continuously sheathed wood structural panel                                         | $\frac{3}{8}$ "<br>$\frac{15}{32}$ "                              |    | 8d common (2 1/2" x 0.131) nails<br>3/8" edge distance to panel edge<br>Exterior sheathing per Table R602.3(3)<br>Interior sheathing per Table R602.3(1) or R602.3(2)                    | 6" edges 12" field<br>Varies by fastener<br>6" edges 12" field |
|                              | <b>CS-G<sup>b,c</sup></b><br>Continuously sheathed wood structural panel adjacent to garage openings | $\frac{3}{8}$ "<br>$\frac{15}{32}$ "                              |    | See Method CS-WSP                                                                                                                                                                        | See Method CS-WSP                                              |
|                              | <b>CS-PF</b><br>Continuously sheathed portal frame                                                   | $\frac{7}{16}$ "<br>$\frac{15}{32}$ "                             |   | See Section R602.10.6.4                                                                                                                                                                  | See Section R602.10.6.4                                        |
|                              | <b>CS-SFB<sup>d,e</sup></b><br>Continuously sheathed structural fiberboard                           | $\frac{1}{2}$ " or $\frac{25}{32}$ " for maximum 16" stud spacing |  | $1\frac{1}{2}$ " long x 0.12" dia.<br>(for $\frac{1}{2}$ " thick sheathing)<br>$1\frac{3}{4}$ " long x 0.12" dia.<br>(for $\frac{25}{32}$ " thick sheathing)<br>galvanized roofing nails | 3" edges 6" field                                              |

For SI: 1 inch = 25.4 mm, 1 foot = 304.8 mm, 1 degree = 0.0175 rad, 1 pound per square foot = 47.8 N/m<sup>2</sup>, 1 mile per hour = 0.447 m/s.

- Adhesive attachment of wall sheathing, including Method GB, shall not be permitted in Seismic Design Categories C, D<sub>0</sub>, D<sub>1</sub> and D<sub>2</sub>.
- Applies to panels next to garage door opening where supporting gable end wall or roof load only. Shall only be used on one wall of the garage. In Seismic Design Categories D<sub>0</sub>, D<sub>1</sub> and D<sub>2</sub>, roof covering dead load shall not exceed 3 psf.
- Garage openings adjacent to a Method CS-G panel shall be provided with a header in accordance with Table R602.5(1). A full-height clear opening shall not be permitted adjacent to a Method CS-G panel.
- Method CS-SFB does not apply in Seismic Design Categories D<sub>0</sub>, D<sub>1</sub> and D<sub>2</sub>.
- Method applies to detached one- and two-family dwellings in Seismic Design Categories D<sub>0</sub> through D<sub>2</sub> only.
- Methods GB and PCP braced wall panel h/w ratio shall not exceed 1:1 in SDC D<sub>0</sub>, D<sub>1</sub>, or D<sub>2</sub>. Methods LIB, DWB, SFB, PBS, HPS, and PFG are not permitted in SDC D<sub>0</sub>, D<sub>1</sub>, or D<sub>2</sub>.
- Use of staples in braced wall panels shall be prohibited in SDC D<sub>0</sub>, D<sub>1</sub>, or D<sub>2</sub>.

V. Table R602.10.5 of the California Residential Code is amended to read as follows:

**TABLE R602.10.5**  
**MINIMUM LENGTH OF BRACED WALL PANELS**

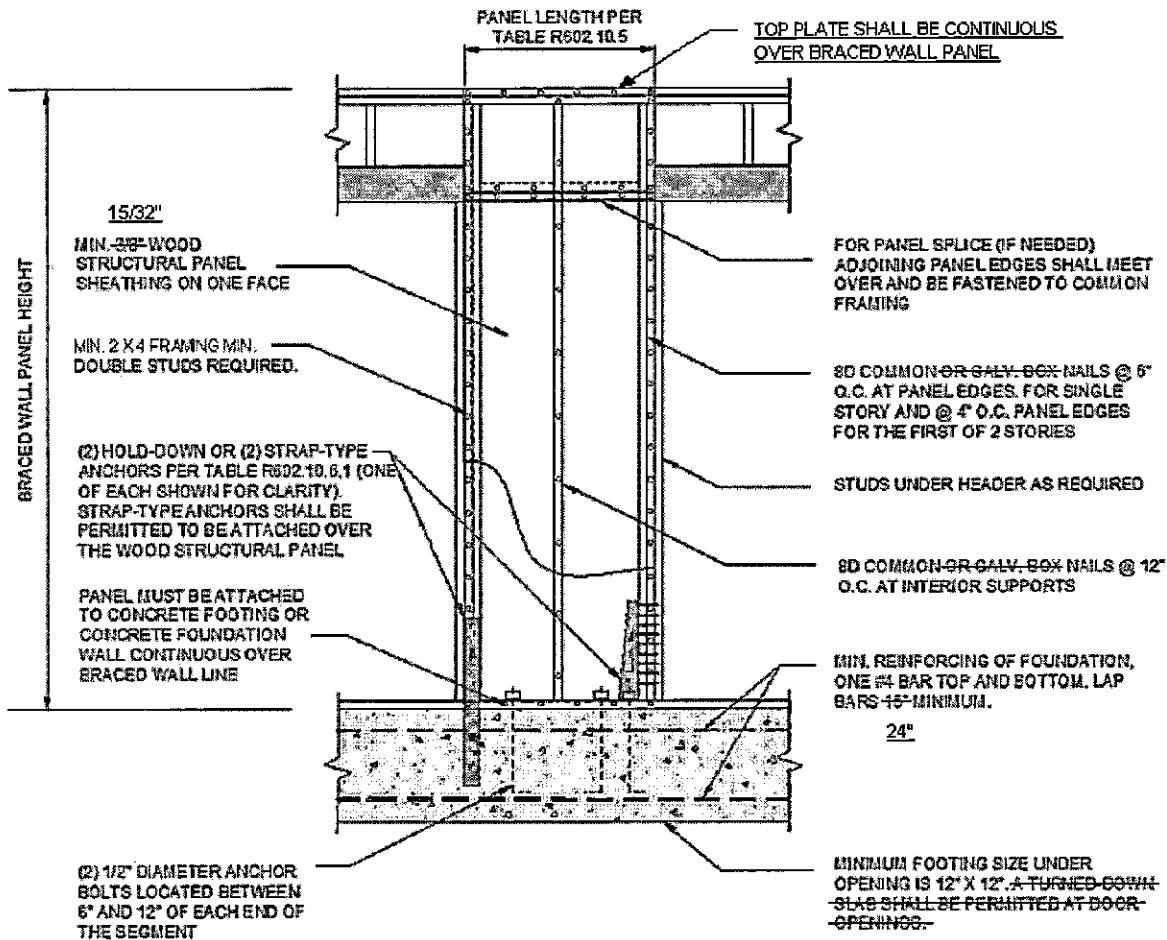
| METHOD<br>(See Table R602.10.4)      |                                                                                                  | MINIMUM LENGTH*<br>(inches) |        |         |         |         | CONTRIBUTING LENGTH<br>(inches)                      |
|--------------------------------------|--------------------------------------------------------------------------------------------------|-----------------------------|--------|---------|---------|---------|------------------------------------------------------|
|                                      |                                                                                                  | Wall Height                 |        |         |         |         |                                                      |
|                                      |                                                                                                  | 8 feet                      | 9 feet | 10 feet | 11 feet | 12 feet |                                                      |
| DWB, WSP, SFB, PBS, PCP, HPS, BV-WSP |                                                                                                  | 48                          | 48     | 48      | 53      | 58      | Actual <sup>b</sup>                                  |
| GB                                   |                                                                                                  | 48                          | 48     | 48      | 53      | 58      | Double sided = Actual<br>Single sided = 0.5 × Actual |
| LIB                                  |                                                                                                  | 55                          | 62     | 69      | NP      | NP      | Actual <sup>b</sup>                                  |
| ABW                                  | SDC A, B and C, ultimate design<br>wind speed < 140 mph                                          | 28                          | 32     | 34      | 38      | 42      | 48                                                   |
|                                      | SDC D <sub>0</sub> , D <sub>1</sub> and D <sub>2</sub> , ultimate design<br>wind speed < 140 mph | 32                          | 32     | 34      | NP      | NP      |                                                      |
| CS-G                                 |                                                                                                  | 24                          | 27     | 30      | 33      | 36      | Actual <sup>b</sup>                                  |
| CS-WSP, CS-SFB                       | Adjacent clear opening height<br>(inches)                                                        |                             |        |         |         |         | Actual <sup>b</sup>                                  |
|                                      | ≤ 64                                                                                             | 24                          | 27     | 30      | 33      | 36      |                                                      |
|                                      | 68                                                                                               | 26                          | 27     | 30      | 33      | 36      |                                                      |
|                                      | 72                                                                                               | 27                          | 27     | 30      | 33      | 36      |                                                      |
|                                      | 76                                                                                               | 30                          | 29     | 30      | 33      | 36      |                                                      |
|                                      | 80                                                                                               | 32                          | 30     | 30      | 33      | 36      |                                                      |
|                                      | 84                                                                                               | 35                          | 32     | 32      | 33      | 36      |                                                      |
|                                      | 88                                                                                               | 38                          | 35     | 33      | 33      | 36      |                                                      |
|                                      | 92                                                                                               | 43                          | 37     | 35      | 35      | 36      |                                                      |
|                                      | 96                                                                                               | 48                          | 41     | 38      | 36      | 36      |                                                      |
|                                      | 100                                                                                              | —                           | 44     | 40      | 38      | 38      |                                                      |
|                                      | 104                                                                                              | —                           | 49     | 43      | 40      | 39      |                                                      |
|                                      | 108                                                                                              | —                           | 54     | 46      | 43      | 41      |                                                      |
|                                      | 112                                                                                              | —                           | —      | 50      | 45      | 43      |                                                      |
|                                      | 116                                                                                              | —                           | —      | 55      | 48      | 45      |                                                      |
|                                      | 120                                                                                              | —                           | —      | 60      | 52      | 48      |                                                      |
|                                      | 124                                                                                              | —                           | —      | —       | 56      | 51      |                                                      |
|                                      | 128                                                                                              | —                           | —      | —       | 61      | 54      |                                                      |
|                                      | 132                                                                                              | —                           | —      | —       | 66      | 58      |                                                      |
|                                      | 136                                                                                              | —                           | —      | —       | —       | 62      |                                                      |
|                                      | 140                                                                                              | —                           | —      | —       | —       | 66      |                                                      |
|                                      | 144                                                                                              | —                           | —      | —       | —       | 72      |                                                      |
| METHOD<br>(See Table R602.10.4)      |                                                                                                  | Portal header height        |        |         |         |         |                                                      |
|                                      |                                                                                                  | 8 feet                      | 9 feet | 10 feet | 11 feet | 12 feet |                                                      |
| PFH                                  | Supporting roof only                                                                             | 16 24                       | 16 24  | 16 24   | Note c  | Note c  | 48                                                   |
|                                      | Supporting one story and roof                                                                    | 24                          | 24     | 24      | Note c  | Note c  |                                                      |
| PFG                                  |                                                                                                  | 24                          | 27     | 30      | Note d  | Note d  | 1.5 × Actual <sup>b</sup>                            |
| CS-PF                                | SDC A, B and C                                                                                   | 16                          | 18     | 20      | Note e  | Note e  | 1.5 × Actual <sup>b</sup>                            |
|                                      | SDC D <sub>0</sub> , D <sub>1</sub> and D <sub>2</sub>                                           | 16 24                       | 18 24  | 20 24   | Note e  | Note e  | Actual <sup>b</sup>                                  |

For SI: 1 inch = 25.4 mm, 1 foot = 304.8 mm, 1 mile per hour = 0.447 m/s.

NP = Not Permitted.

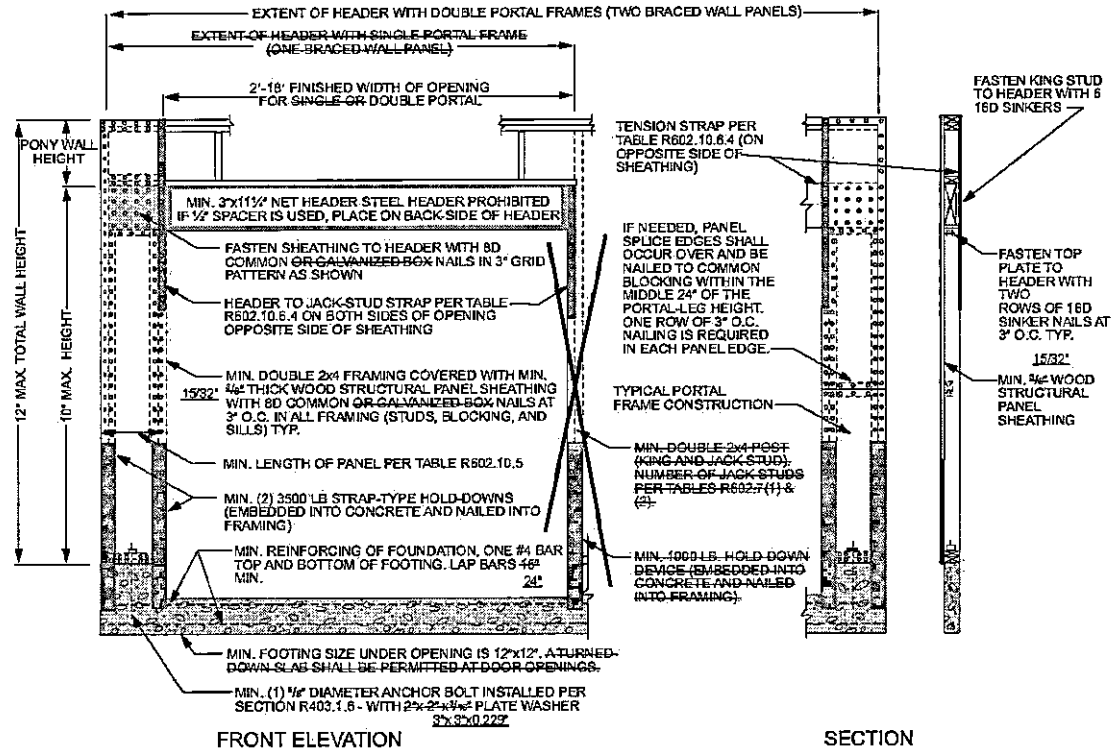
- a. Linear interpolation shall be permitted.
- b. Use the actual length where it is greater than or equal to the minimum length.
- c. Maximum header height for PFH is 10 feet in accordance with Figure R602.10.6.2, but wall height shall be permitted to be increased to 12 feet with pony wall.
- d. Maximum header height for PFG is 10 feet in accordance with Figure R602.10.6.3, but wall height shall be permitted to be increased to 12 feet with pony wall.
- e. Maximum header height for CS-PF is 10 feet in accordance with Figure R602.10.6.4, but wall height shall be permitted to be increased to 12 feet with pony wall.

W. Figure R602.10.6.1 of the California Residential Code is amended to read as follows:



**FIGURE R602.10.6.1**  
**METHOD ABW—ALTERNATE BRACED WALL PANEL**

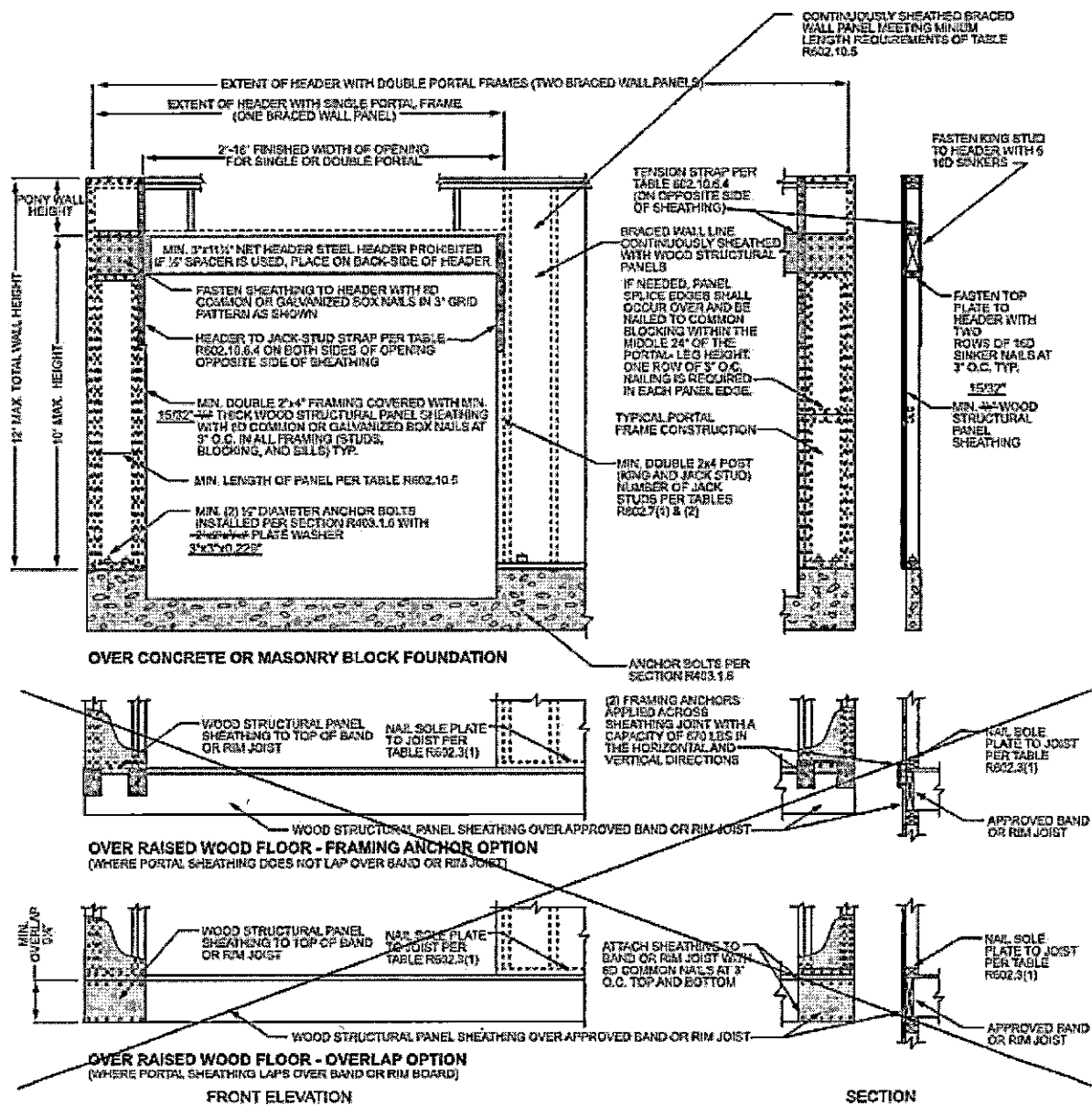
X. Figure R602.10.6.2 of the California Residential Code is amended to read as follows:



For SI: 1 inch = 25.4 mm, 1 foot = 304.8 mm.

FIGURE R602.10.6.2  
METHOD PFH—PORTAL FRAME WITH HOLD-DOWNS  
AT DETACHED GARAGE DOOR OPENINGS

Y. Figure R602.10.6.4 of the California Residential Code is amended to read as follows:



For SI: 1 inch = 25.4 mm, 1 foot = 304.8 mm.

**FIGURE R602.10.6.4**  
**METHOD CS-PF—CONTINUOUSLY SHEATHED PORTAL FRAME PANEL CONSTRUCTION**

Z. Section R606.4.4 of the California Residential Code is amended to read as follows:

**R606.4.4 Parapet walls.** Unreinforced solid masonry parapet walls shall not be less than 8 inches (203 mm) thick and their height shall not exceed four times their thickness. Unreinforced hollow unit masonry parapet walls shall be not less than 8

~~inches (203 mm) thick, and their height shall not exceed three times their thickness. Masonry parapet walls in areas subject to wind loads of 30 pounds per square foot (1.44 kPa) or located Used in Seismic Design Category D<sub>0</sub>, D<sub>1</sub> or D<sub>2</sub>, or on townhouses in Seismic Design Category C shall be reinforced in accordance with Section R606.12.~~

- AA. Section R606.12.2.2.3 of the California Residential Code is amended to read as follows:

**R606.12.2.2.3 Reinforcement requirements for masonry elements.** Masonry elements listed in Section R606.12.2.2.2 shall be reinforced in either the horizontal or vertical direction as shown in Figure ~~R606.11(2)~~ R606.11(3) and in accordance with the following:

1. Horizontal reinforcement. Horizontal joint reinforcement shall consist of ~~at least two longitudinal W1.7 wires spaced not more than 16 inches (406 mm) for walls greater than 4 inches (102 mm) in width and at least one longitudinal W1.7 wire spaced not more than 16 inches (406 mm) for walls not exceeding 4 inches (102 mm) in width; or at least one No. 4 bar spaced not more than 48 inches (1219 mm). Where two longitudinal wires of joint reinforcement are used, the space between these wires shall be the widest that the mortar joint will accommodate.~~ Horizontal reinforcement shall be provided within 16 inches (406 mm) of the top and bottom of these masonry elements.
2. Vertical reinforcement. Vertical reinforcement shall consist of at least one No. 4 bar spaced not more than 48 inches (1219 mm). Vertical reinforcement shall be within ~~16~~ 16 inches (~~406~~ 203 mm) of the ends of masonry walls.

- BB. Section R803.2.4 is added to Chapter 8 of the California Residential Code to read as follows:

**R803.2.4 Openings in horizontal diaphragms.** Openings in horizontal diaphragms shall conform with Section R503.2.4.

- CC. Section R902.1.3 of the California Residential Code is amended to read as follows:

**R902.1.3 Roof coverings within all other areas.** The entire roof covering of every existing structure where more than 50 percent of the total roof is replaced within any one-year period, the entire roof covering of every new structure and any roof covering applied in the alteration, repair or replacement of the roof of every existing structure shall be a fire-retardant roof covering that is at least a Class C "B" Fire Rated assembly.

- DD. Section R905.3.1 of the California Building Code is amended to read as follows:

**R905.3.1 Deck requirements.** Concrete and clay tile shall be installed only over solid sheathing or spaced structural sheathing boards.

**Exception:** Spaced lumber shall be permitted in Seismic Design Categories A, B, and C.

- EE. Chapter 10, Chimneys and Fireplaces, of the California Residential Code is deleted and a new Chapter 10 is added to read as follows:

**In accordance with SCAQMD's Rule 445:**

Beginning March 9, 2009, permanent indoor and outdoor wood-burning devices (such as fireplaces and stoves) cannot be installed in new developments. However, open-hearth fireplaces with gas or alcohol fuel based log sets or other popular design features that do not use wood -- such as flames in river rock or broken glass -- are allowed.

As of September 2008, permanent indoor and outdoor wood-burning devices can only be sold or installed in existing homes and businesses if it meets one of these cleaner options:

Dedicated gaseous-fueled fireplace;  
U.S. EPA certified fireplace insert or stove;  
Pellet-fueled wood-burning heater; or  
Masonry heater (not an open-hearth wood-burning fireplace).

- FF. Section A0103.3 of Appendix O of the California Residential Code is added to read as follows:

**A0103.3 Vehicular gates or other barriers across required fire apparatus access roads.** The installation of gates or other barriers across a required fire apparatus access road shall comply with the requirements set forth in the 2019 California Fire Code Section 503.6 or the Latest edition of the Los Angeles County Fire Code and have approved key boxes.

- GG. The definition of "Private Pool" in Section AV100.1 of Appendix V of the California Residential Code is added to read as follows:

**PRIVATE POOL.** is any constructed pool, permanent or portable, and over 18 inches deep which is intended for non-commercial use as swimming pool by not more than three owner families and their guests.

- HH. Section AV100.3 is amended by adding a section 6 to read as follows:

6. If such lot or premises upon which such pool is located is vacant or unoccupied, all gates or doors opening into the area where such pool is located shall be kept securely locked at all times during such vacancy or non-occupancy, whether such pool is empty or filled.

**15.04.050 [Repealed]**

**15.04.060 Amendment of Part 11, California Building Standards Code**

- A. Section 4.106.4.2 of the California Green Building Standards Code is amended to read as follows:

**4.106.4.2 New multifamily dwellings.** If residential parking is available, ~~ten (10)~~ twenty-five (25) percent of the total number of parking spaces on a building site, provided for all types of parking facilities, shall be electric vehicle charging spaces (EV spaces) capable of supporting future EVSE and five (5) percent of the total number of parking spaces on a building site, provided for all types of parking facilities, shall be electric vehicle charging stations (EVCS). Calculations for the required number of EV spaces and EVCS shall be rounded up to the nearest whole number.

**Notes:**

1. Construction documents are intended to demonstrate the project's capability and capacity for facilitating future EV charging.
2. There is no requirement for EV spaces to be constructed or available until EV chargers are installed for use.

- B. Section 4.106.4.3, Section 4.106.4.3.1 and Table 4.106.4.3.1 of the California Green Building Standards Code are amended to read as follows:

**4.106.4.3 New hotels and motels.** All newly constructed hotels and motels shall provide EV spaces capable of supporting future installation of EVSE and EVCS. The construction documents shall identify the location of the EV spaces and EVCS.

**Notes:**

1. Construction documents are intended to demonstrate the project's capability and capacity for facilitating future EV charging.
2. There is no requirement for EV spaces to be constructed or available until EV chargers are installed for use.

**4.106.4.3.1 Number of required EV spaces and EVCS.** The number of required EV spaces and EVCS shall be based on the total number of parking spaces provided for all type of parking facilities in accordance with Table 4.106.4.3.1. Calculation for the required number of EV spaces and EVCS shall be rounded up to the nearest whole number.

TABLE 4.106.4.3.1

| TOTAL NUMBER OF PARKING SPACES | NUMBER OF REQUIRED EV SPACES     | NUMBER OF REQUIRED EVCS       |
|--------------------------------|----------------------------------|-------------------------------|
| 0-9                            | 0                                | 0                             |
| 10-25                          | <del>4</del> 3                   | <del>1</del> 1                |
| 26-50                          | <del>2</del> 7                   | <del>2</del> 2                |
| 51-75                          | <del>4</del> 13                  | <del>3</del> 3                |
| 76-100                         | <del>5</del> 19                  | <del>4</del> 4                |
| 101-150                        | <del>7</del> 26                  | <del>6</del> 6                |
| 151-200                        | <del>10</del> 38                 | <del>8</del> 8                |
| 201 and over                   | <del>6</del> 25 percent of total | <del>5</del> percent of total |

C. Section A4.106.5, Table A4.106.5.1(1), Table A4.106.5.1(2), Table A4.106.5.1(3), and Table A4.106.5.1(4) are added to the California Green Building Standards Code to read as follows:

**A4.106.5 Cool roof for reduction of heat island effect.** All roofing materials for buildings in Gardena shall comply with this section:

Exceptions:

1. Roof constructions that have a thermal mass over the roof membrane including areas of vegetated (green) roofs, weighing at least 25 lbs/sf.
2. Roof areas covered by building integrated solar photovoltaic panels and building integrated solar thermal panels.

TABLE A4.106.5.1(1)  
TIER 1 - LOW-RISE RESIDENTIAL

| ROOF SLOPE | CLIMATE ZONE           | MINIMUM 3-YEAR AGED SOLAR REFLECTANCE | THERMAL EMITTANCE | SRI |
|------------|------------------------|---------------------------------------|-------------------|-----|
| ≤ 2:12     | <del>13 &amp; 15</del> | 0.63                                  | 0.75              | 75  |
| > 2:12     | <del>10 - 15</del>     | 0.20                                  | 0.75              | 16  |

TABLE A4.106.5.1(2)  
TIER 2 – LOW-RISE RESIDENTIAL

| ROOF SLOPE | CLIMATE ZONE          | MINIMUM 3-YEAR AGED<br>SOLAR REFLECTANCE | THERMAL<br>EMITTANCE | SRI  |
|------------|-----------------------|------------------------------------------|----------------------|------|
| ≤ 2:12     | <del>2, 4, 6</del> 15 | 0.650.68                                 | 85                   | 7882 |
| > 2:12     | <del>2, 4, 6</del> 15 | 0.230.28                                 | 85                   | 2027 |

TABLE A4.106.5.1(3)  
TIER 1 – HIGH-RISE RESIDENTIAL BUILDINGS, HOTELS, AND MOTELS

| ROOF SLOPE | CLIMATE ZONE          | MINIMUM 3-YEAR AGED<br>SOLAR REFLECTANCE | THERMAL<br>EMITTANCE | SRI  |
|------------|-----------------------|------------------------------------------|----------------------|------|
| ≤ 2:12     | 9, 10, 11, 13, 14, 15 | 0.550.63                                 | 0.75                 | 6475 |
| > 2:12     | <del>2</del> 15       | 0.20                                     | 0.75                 | 16   |

TABLE A4.106.5.1(4)  
TIER 2 – HIGH-RISE RESIDENTIAL BUILDINGS, HOTELS, AND MOTELS

| ROOF SLOPE | CLIMATE ZONE    | MINIMUM 3-YEAR AGED<br>SOLAR REFLECTANCE | THERMAL<br>EMITTANCE | SRI  |
|------------|-----------------|------------------------------------------|----------------------|------|
| ≤ 2:12     | <del>2</del> 15 | 0.650.68                                 | 0.750.85             | 7882 |
| > 2:12     | <del>2</del> 15 | 0.230.28                                 | 0.750.85             | 2027 |

The Balance of the section remains unaltered.

- D. Section 5.106.5.3.3 and Table 5.106.5.3.3 of the California Green Building Standards Code are amended to read as follows:

**5.106.5.3.3 EV charging space and charging station calculation.** (N) Table 5.106.5.3.3 shall be used to determine if single or multiple charging space requirements apply for the future installation of EVSE and EVCS. Calculations for the required number of EV charging spaces and EVCS shall be rounded up to the nearest whole number.

**Exceptions:** On a case-by-case basis where the local enforcing agency has determined EV charging and infrastructure is not feasible based upon one or more of the following conditions:

1. Where there is insufficient electrical supply.
2. Where there is evidence suitable to the local enforcing agency substantiating that additional local utility infrastructure design requirements, directly related to the implementation of Section 5.106.5.3, may adversely impact the construction cost of the project.

TABLE 5.106.5.3.3

| TOTAL NUMBER<br>OF<br>ACTUAL PARKING<br>SPACES | NUMBER OF<br>REQUIRED EV<br>CHARGING<br>SPACES | <u>NUMBER OF<br/>REQUIRED EVCS</u> |
|------------------------------------------------|------------------------------------------------|------------------------------------|
| 0-9                                            | 0                                              | <u>0</u>                           |
| 10-25                                          | <del>4</del> 3                                 | <u>1</u>                           |
| 26-50                                          | <del>2</del> 7                                 | <u>2</u>                           |
| 51-75                                          | <del>4</del> 13                                | <u>3</u>                           |
| 76-100                                         | <del>5</del> 19                                | <u>4</u>                           |
| 101-150                                        | <del>7</del> 26                                | <u>6</u>                           |
| 151-200                                        | <del>10</del> 38                               | <u>8</u>                           |
| 201 and over                                   | <del>6</del> <u>25</u> percent of total<br>4   | <u>5</u> percent of total          |

~~1. Calculation for spaces shall be rounded up to the nearest whole number.~~

- E. Section A4.303.3 is added to the California Green Building Standards Code to read as follows:

**A4.303.4 Non-water supplied urinals.** Non-water supplied urinals maybe installed, comply with Sections 1101.1 thru 1101.8 of the California Civil Code, whichever is the most restrictive. Where approved, hybrid urinals, as defined in Chapter 2, shall be considered waterless urinals.

- F. Section A4.407.1 of the California Green Building Standards Code is added as follows:

**A4.407.1 Drainage around foundations.** Install foundation and landscape drains which discharge to a dry well, sump, bioswale or other approved on-site location.

**SECTION 3.** CEQA Compliance. The adoption of this Ordinance is exempt from CEQA pursuant to CEQA Guidelines section 15061(c)(3) provides that a project is exempt from CEQA when it is covered by the general rule that CEQA only applies to projects which have the potential for causing a significant effect on the environment and does not apply where it can be seen with certainty that there is no possibility of a significant effect. This Ordinance adopts the California Building Standards Code with local amendments as authorized by State law. The California Building Standards Code already applies by default in the City of Gardena. The local amendments will not create any significant effects as they have been put in place to deal with local conditions. The adoption is exempt from the provisions of CEQA and staff shall file a Notice of Exemption with the County Clerk.

**SECTION 4.** Severability. If any section, subsection, subdivision, paragraph, sentence, clause or phrase of this ordinance, or any part thereof is for any reason held to be unconstitutional, such decision shall not affect the validity of the remaining portion of this ordinance or any part thereof. The City Council hereby declares that it would have passed each section, subsection, subdivision, paragraph, sentence, clause or phrase thereof, irrespective of the fact that any one or more section, subsection, subdivision, paragraph, sentence, clause or phrase be declared unconstitutional.

**SECTION 5.** Certification. The City Clerk shall certify to the passage of this ordinance and shall cause the same to be entered in the book of original ordinances of said City; shall make a minute passage and adoption thereof in the records of the meeting at which time the same is passed and adopted; and shall, within fifteen (15) days after the passage and adoption thereof, cause a summary of the ordinance to be published as required by law.

**SECTION 6.** Effective Date. This ordinance shall become effective on the thirty-first day after adoption.

Passed, approved, and adopted this \_\_\_\_\_ day of \_\_\_\_\_, 2020.

\_\_\_\_\_  
TASHA CERDA, Mayor

ATTEST:

\_\_\_\_\_  
MINA SEMENZA  
City Clerk

APPROVED AS TO FORM:

\_\_\_\_\_  
CARMEN VASQUEZ, City Attorney



# City of Gardena City Council Meeting

## AGENDA REPORT SUMMARY

Agenda Item No. 8. C. (1)

Department: ELECTED and  
ADMINISTRATIVE  
OFFICES

Meeting Date: 01/14/2020

Resolution No. 6429

TO: THE HONORABLE MAYOR AND CITY COUNCIL

AGENDA TITLE: RESOLUTION NO. 6429, APPROVING AND ACCEPTING THE COUNTY OF LOS ANGELES' SUB-AWARD AGREEMENT FOR CENSUS 2020 EDUCATION AND OUTREACH ACTIVITIES

### COUNCIL ACTION REQUIRED:

### Action Taken

- Adopt Resolution No. 6429

### STAFF SUMMARY:

Staff respectfully recommends that the City Council adopt Resolution No. 6429, designating the City Manager to execute the County's Sub-Award Agreement in the amount not to exceed \$34,105. The funds will be used toward Census 2020 education and outreach activities.

On January 29, 2019, the County Board of Supervisors authorized the Chief Executive Officer to execute agreements with public entities, community based-organizations, and other entities to carryout 2020 Census-related education and outreach activities consistent with all State requirements. The State's campaign is designed to focus outreach efforts on both the geographic areas and demographic populations commonly referred to as hard-to-count (HTC). As a result, the County intends to allocate Census outreach funding to appropriate cities based on the amount of HTC geographic areas present within these cities according to the State's CA-HTC Index and the Census Bureau's Low Response Score measure.

Outreach includes hosting community events, working with local churches and community groups, media print, promotional giveaways, and hosting Census Action Kiosks in City facilities to assist residents who do not have access to a computer and/or tablet.

### FINANCIAL IMPACT/COST:

None

### ATTACHMENT:

- 1) Resolution No. 6429

Submitted by: Clint Osorio

Clint Osorio, City Manager

Date: 1/9/20

**RESOLUTION NO. 6429**

**A RESOLUTION OF THE CITY COUNCIL OF THE CITY OF GARDENA, CALIFORNIA, APPROVING AND ACCEPTING THE COUNTY OF LOS ANGELES' SUB-AWARD AGREEMENT FOR CENSUS 2020 EDUCATION AND OUTREACH ACTIVITIES**

**WHEREAS**, the County of Los Angeles, a body corporate and politic, and a political subdivision of the State of California, hereinafter referred to as "County" and the City of Gardena, California, a municipal corporation, hereinafter referred to as "City" will enter into a sub-award agreement for Census 2020 Education and Outreach Activities; and

**WHEREAS**, pursuant to Government Code Section 3100 and Health and Safety Code Section 34149, the County of Los Angeles may enter into an agreement with the City to provide specialized functions on behalf of the County; and

**WHEREAS**, the County was awarded a total of \$9,393,090 in funding to conduct 2020 Census-related education and outreach activities, and to initiate targeted outreach strategies that focus on both geographic areas and demographic populations who are "least likely to respond" or "Hard-to-Count" (HTC); and

**WHEREAS**, areas and populations identified as "least likely to respond" and "HTC" are areas or populations which, based on multiple demographic, housing and socioeconomic variable factors, have been judged as difficult to enumerate by the California Department of Finance Demographic Research Unit; and

**WHEREAS**, on January 29, 2019, the County Board of Supervisors authorized the Chief Executive Officer to execute agreements with public entities, community-based organizations, and other entities to carryout 2020 Census-related education and outreach activities consistent with all State requirements; and

**WHEREAS**, the County grants to the City an amount not to exceed of \$ 34,105 to be used towards Census 2020 education and outreach activities that focus on both geographic areas and demographic populations who are "least likely to respond" or "HTC" within the City's local jurisdiction; and

**WHEREAS**, the City Council of the City authorizes and designates the City Manager to execute the County's sub-award agreement for an amount not to exceed \$ 34,105 to be used towards Census 2020 education and outreach activities that focus on both geographic areas and demographic populations who are "least likely to respond" or "HTC." within the City's local jurisdiction.

**NOW, THEREFORE, THE CITY COUNCIL OF THE CITY OF GARDENA, CALIFORNIA, DOES HEREBY FIND, DETERMINE, AND RESOLVE, AS FOLLOWS:**

**SECTION 1.** The authorization and designation of the City Manager to execute the County's Sub-Award Agreement for an amount not to exceed \$ 34,105, and for such funds to be used towards Census 2020 education and outreach activities that focus on both

geographic areas and demographic populations who are "least likely to respond" or "HTC" within the City's local jurisdiction, is approved and accepted.

**SECTION 2.** The City Council hereby authorizes the City Manager or his designee to execute all necessary documents, on the City's behalf, to ensure compliance with the Sub-award Agreement and to conduct 2020 Census-related education and outreach activities.

**SECTION 3.** That this Resolution shall be effective immediately.

**BE IT FURTHER RESOLVED** that the City Clerk shall certify to the passage and adoption of this Resolution; shall cause the same to be entered among the original Resolutions of said City; and shall make a minute of the passage and adoption thereof in the records of the proceedings of the City Council of said City in the minutes of the meeting at which the same is passed and adopted.

Passed, approved, and adopted this \_\_\_\_\_ day of \_\_\_\_\_, 2020.

\_\_\_\_\_  
TASHA CERDA, Mayor

ATTEST:

\_\_\_\_\_  
MINA SEMENZA, City Clerk

APPROVED AS TO FORM:

  
\_\_\_\_\_  
CARMEN VASQUEZ, City Attorney



**City of Gardena**  
**City Council Meeting**

Agenda Item No. 8. F. (1)

Department: Recreation and  
Human Services


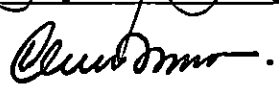
**AGENDA REPORT SUMMARY**

Meeting Date: 1/14/2020

Resolution No. 6425

**TO: THE HONORABLE MAYOR AND CITY COUNCIL**

**AGENDA TITLE:** RESOLUTION NO. 6425, AUTHORIZING THE CITY MANAGER TO EXECUTE AN AGREEMENT FOR THE SUPPORTIVE SERVICES PROGRAM ON BEHALF OF THE CITY FOR FISCAL YEAR 2019/2020

|                                                                                                                                                                                                                                                                                                                                                                                                                                                                                                                                                                                                                                                                                                                                  |                                                                                  |
|----------------------------------------------------------------------------------------------------------------------------------------------------------------------------------------------------------------------------------------------------------------------------------------------------------------------------------------------------------------------------------------------------------------------------------------------------------------------------------------------------------------------------------------------------------------------------------------------------------------------------------------------------------------------------------------------------------------------------------|----------------------------------------------------------------------------------|
| <b><u>COUNCIL ACTION REQUIRED:</u></b> <ul style="list-style-type: none"><li>• Adopt Resolution No. 6425</li></ul>                                                                                                                                                                                                                                                                                                                                                                                                                                                                                                                                                                                                               | <b><u>Action Taken</u></b>                                                       |
| <b><u>STAFF SUMMARY:</u></b> <p>Staff respectfully recommends that the City Council adopt Resolution No. 6425, designating the City Manager as authorized to sign the Supportive Services Program agreement, No. SSP192003, binding the City to the Subaward, and approve and accept the Subaward funds on behalf of the City.</p> <p>The approval of the resolution is necessary to execute the agreement between the County of Los Angeles and the City of Gardena. The program provides seniors with vital in-home care assistance which include case management, personal care, home care and in-home respite for Fiscal Year 2019-2020. The funding amount allocated to the City for Fiscal Year 2019-2020 is \$54,872.</p> |                                                                                  |
| <b><u>FINANCIAL IMPACT/COST:</u></b> <p>None</p>                                                                                                                                                                                                                                                                                                                                                                                                                                                                                                                                                                                                                                                                                 |                                                                                  |
| <b><u>ATTACHMENT:</u></b> <ol style="list-style-type: none"><li>1) Resolution No. 6425</li><li>2) Funding Allocation for Supportive Services Program Services</li></ol>                                                                                                                                                                                                                                                                                                                                                                                                                                                                                                                                                          |                                                                                  |
| Submitted by:                                                                                                                                                                                                                                                                                                                                                                                                                                                                                                                                                                                                                                 | Stephany Santin, Recreation and Human Services Director<br>Date: <u>1/9/2020</u> |
| Concurred by:                                                                                                                                                                                                                                                                                                                                                                                                                                                                                                                                                                                                                                 | Clint Osorio, City Manager<br>Date: <u>1/9/2020</u>                              |

**RESOLUTION NO. 6425**

**A RESOLUTION OF THE CITY COUNCIL OF THE CITY OF GARDENA, CALIFORNIA, AUTHORIZING THE CITY MANAGER TO EXECUTE AN AGREEMENT FOR THE SUPPORTIVE SERVICES PROGRAM ON BEHALF OF THE CITY FOR FISCAL YEAR 2019/2020**

**WHEREAS**, the City of Gardena has established an in-home help program for seniors through its Recreation and Human Services Department; and

**WHEREAS**, the County of Los Angeles Workforce Development, Aging and Community Services has been awarded the funds for providing services for older adults under the Older Americans Act; and

**WHEREAS**, the City of Gardena wishes to submit a signed, executed Supportive Services Program agreement, No. SSP192003, to the County of Los Angeles; and

**WHEREAS**, in order to certify the approval of the City Council to enter into this transaction with the County of Los Angeles Workforce Development, Aging and Community Services for the purpose of providing seniors with vital in-home care assistance for Fiscal Year 2019/2020, it is necessary that this resolution be adopted.

**NOW, THEREFORE, THE CITY COUNCIL OF THE CITY OF GARDENA, CALIFORNIA, DOES HEREBY FIND, DETERMINE, AND RESOLVE, AS FOLLOWS:**

**SECTION 1.** The City Manager is designated as authorized to sign the Supportive Services Program agreement, binding the City to the Subaward (and any amendments or addendums thereto), and approve and accept Subaward funds on behalf of the City.

**SECTION 2.** The Mayor, or presiding officer, is hereby authorized to affix her or his signature to this resolution signifying its adoption by the City Council of the City of Gardena, and the City Clerk, or her duly appointed assistant, is directed to attest thereto.

**BE IT FURTHER RESOLVED**, that the City Clerk shall certify to the passage and adoption of this Resolution; shall cause the same to be entered among the original Resolutions of said City; and shall make a minute of the passage and adoption thereof in the records of the proceedings of the City Council of said City in the minutes of the meeting at which the same is passed and adopted.

Passed, approved, and adopted this \_\_\_\_\_ day of \_\_\_\_\_, 2020.

\_\_\_\_\_  
TASHA CERDA, Mayor

ATTEST:

\_\_\_\_\_  
MINA SEMENZA, City Clerk

APPROVED AS TO FORM:

  
\_\_\_\_\_  
CARMEN VASQUEZ, City Attorney



lacounty.gov

Hilda L. Solis  
Mark Ridley-Thomas  
Sheila Kuehl  
Janice Hahn  
Kathryn Barger

# COUNTY OF LOS ANGELES WORKFORCE DEVELOPMENT, AGING AND COMMUNITY SERVICES

3175 West Sixth Street • Los Angeles, CA 90020

Tel: 213-738-2600 • Fax: 213-487-0379



wdacs.lacounty.gov

Otto Solórzano  
Acting Director

*"Connecting communities and improving the lives of all generations"*

June 10, 2019

City of Gardena  
Attention: Ms. Tasha Cerda  
1670 West 162nd Street  
Gardena, CA 90247

## FISCAL YEAR 2019-20 ORIGINAL BASELINE FUNDING ALLOCATION FOR SUPPORTIVE SERVICES PROGRAM SERVICES

Dear Ms. Cerda:

The Board of Supervisors has approved County of Los Angeles Workforce Development, Aging and Community Services (County) to enter into a Supportive Services Program (SSP) Subaward with City of Gardena. The Subaward information is outlined below:

- Subaward Number: **SSP192003**
- Subaward Term: July 1, 2019 through June 30, 2020 (with 3 annual options to renew)
- Original Baseline Funding Allocation (Subaward Sum Year 1): **\$54,872**
- Period Funds Available for Use: July 1, 2019 through June 30, 2020
- Minimum Required Match Contribution (Match Cash/Match In-Kind): fifteen percent (15%) of the Subaward Sum
- Funding Source(s), Service Category(ies), and Unit Rate(s): Attachment 1 (FY 2019-20 Supportive Services Program Original Baseline Funding Allocation for City of Gardena)
- Supervisorial District(s): 2

### Catalog of Federal Domestic Assistance (CFDA) Number(s)

The Subaward Sum, either in whole or in part, is identified as Federal monies. The Federal portion(s) of these monies has been assigned both a CFDA number and a Federal Grantor office as follows:

| CFDA Number | CFDA Title                                                                                           | Project Title | Federal Grantor/Agency                                                           |
|-------------|------------------------------------------------------------------------------------------------------|---------------|----------------------------------------------------------------------------------|
| 93.044      | Special Programs for the Aging, Title III Part B (Grants for Supportive Services and Senior Centers) | Title III B   | U.S. Department of Health and Human Services Administration for Community Living |

### **Execution of Subaward**

The attached Subaward must be executed with City of Gardena. In order to ensure timely execution of this Subaward, please adhere to the following:

- The Authorized Representative for City of Gardena shall sign (in blue ink only) and date the signature page of the attached Subaward.
- The original hardcopy signature page (with wet signature) must be received by County, at the following address, **no later than Monday, June 17, 2019:**

County of Los Angeles  
Workforce Development, Aging and Community Services  
Attention: Contracts Management Division  
3175 West Sixth Street  
Los Angeles, CA 90020


- Your agency will not be reimbursed for any services delivered before your Subaward is executed.

### **Next Steps**

In order to complete the Subaward process, there are additional documents (including, but not limited to the Budget, Mandated Program Services, certificate of insurance, lower tier subawards, etc.) which must be completed and/or submitted by your agency. Electronic versions of the documents that your agency will need to complete will be provided to you by e-mail at a later time.

If you have any questions, please contact Ms. Irma Panosian of my staff by phone or e-mail as follows: (323) 336-5426 or [ipanosian@wdacs.lacounty.gov](mailto:ipanosian@wdacs.lacounty.gov).

Thank you.



Carol Domingo, Program Manager  
Contracts Management Division

Attachments

**Attachment 1**

**FY 2019-20 Supportive Services Program  
Original Baseline Funding Allocation for City of Gardena**

| Funding Source                        | Service Category     | Unit Rate | Allocation Amount <sup>1</sup> |                           | Supervisorial District(s) |
|---------------------------------------|----------------------|-----------|--------------------------------|---------------------------|---------------------------|
|                                       |                      |           | A3<br>(7/1/19 - 9/30/19)       | A9<br>(10/1/19 - 6/30/20) |                           |
| Older Americans Act (OAA) Title III B | Case Management      | \$35.00   | \$13,718                       | \$41,154                  | 2                         |
|                                       | Homemaker            | \$14.00   |                                |                           |                           |
|                                       | Personal Care        | \$14.00   |                                |                           |                           |
|                                       | In-Home Respite      | \$14.00   |                                |                           |                           |
|                                       | Alzheimer's Day Care |           |                                |                           |                           |
|                                       | Registry             |           |                                |                           |                           |
| Subaward Sum Year 1                   |                      |           | \$54,872                       |                           |                           |

<sup>1</sup> In order to adhere to Federal and State funding requirements, the allocation amount is represented as A3 (for the period of July 1, 2019 – September 30, 2019) and A9 (for the period of October 1, 2019 – June 30, 2020). For tracking purposes, your monthly invoices will be monitored according to the A3 and A9 periods. As such, any portion of the Subaward Sum that is not expended within the A3 period may be carried over to the A9 period for use.



**City of Gardena**  
**City Council Meeting**

Agenda Item No. 8. F. (2)

Department: Recreation and  
Human Services

**AGENDA REPORT SUMMARY**

Meeting Date: 1/14/2020

Resolution No. 6426

**TO: THE HONORABLE MAYOR AND CITY COUNCIL**

**AGENDA TITLE:** RESOLUTION NO. 6426, AUTHORIZING THE CITY MANAGER TO EXECUTE AN AGREEMENT FOR THE ELDERLY NUTRITION PROGRAM ON BEHALF OF THE CITY FOR FISCAL YEAR 2019/2020

**COUNCIL ACTION REQUIRED:**

- Adopt Resolution No. 6426

**Action Taken**

**STAFF SUMMARY:**

Staff respectfully recommends that the City Council adopt Resolution No. 6426, designating the City Manager as authorized to sign the Elderly Nutrition Program agreement, No. ENP162007, binding the City to the Subaward, and approve and accept the Subaward funds on behalf of the City.

The approval of the resolution is necessary to execute the agreement between the County of Los Angeles and the City of Gardena. The program includes serving congregate meals and home-delivered meals as well as conducting telephone reassurance to the older adult population for Fiscal Year 2019-2020. The funding amount allocated to the City for Fiscal Year 2019-2020 is \$359,634.

**FINANCIAL IMPACT/COST:**

None

**ATTACHMENT:**

- 1) Resolution No. 6426
- 2) Funding Allocation for Elderly Nutrition Program Services

Submitted by:

Stephany Santin, Recreation and  
Human Services Director

Date: 1/9/2020

Concurred by:

Clint Osorio, City Manager

Date: 1/9/2020

**RESOLUTION NO. 6426**

**A RESOLUTION OF THE CITY COUNCIL OF THE CITY OF GARDENA, CALIFORNIA, AUTHORIZING THE CITY MANAGER TO EXECUTE AN AGREEMENT FOR THE ELDERLY NUTRITION PROGRAM ON BEHALF OF THE CITY FOR FISCAL YEAR 2019/2020**

**WHEREAS**, the City of Gardena has established a congregate and home-delivered meals program for seniors through its Recreation and Human Services Department; and

**WHEREAS**, the County of Los Angeles Workforce Development, Aging and Community Services has been awarded the funds for providing services for older adults under the Older Americans Act; and

**WHEREAS**, the City of Gardena wishes to submit a signed, executed Elderly Nutrition Program agreement, No. ENP162007, to the County of Los Angeles; and

**WHEREAS**, in order to certify the approval of the City Council to enter into this transaction with the County of Los Angeles Workforce Development, Aging and Community Services for the purpose of providing seniors with nutritious meals for Fiscal Year 2019/2020, it is necessary that this resolution be adopted.

**NOW, THEREFORE, THE CITY COUNCIL OF THE CITY OF GARDENA, CALIFORNIA, DOES HEREBY FIND, DETERMINE, AND RESOLVE, AS FOLLOWS:**

**SECTION 1.** The City Manager is designated as authorized to sign the Elderly Nutrition Program agreement, binding the City to the Subaward (and any amendments or addendums thereto), and approve and accept Subaward funds on behalf of the City.

**SECTION 2.** The Mayor, or presiding officer, is hereby authorized to affix her or his signature to this resolution signifying its adoption by the City Council of the City of Gardena, and the City Clerk, or her duly appointed assistant, is directed to attest thereto.

**BE IT FURTHER RESOLVED** that the City Clerk shall certify to the passage and adoption of this Resolution; shall cause the same to be entered among the original Resolutions of said City; and shall make a minute of the passage and adoption thereof in the records of the proceedings of the City Council of said City in the minutes of the meeting at which the same is passed and adopted.

Passed, approved, and adopted this \_\_\_\_\_ day of \_\_\_\_\_, 2020.

\_\_\_\_\_  
TASHA CERDA, Mayor

ATTEST:

\_\_\_\_\_  
MINA SEMENZA, City Clerk

\_\_\_\_\_  
APPROVE AS TO FORM:

\_\_\_\_\_  
CARMEN VASQUEZ, City Attorney



lacounty.gov

Hilda L. Solis  
Mark Ridley-Thomas  
Sheila Kuehl  
Janice Hahn  
Kathryn Barger

# COUNTY OF LOS ANGELES WORKFORCE DEVELOPMENT, AGING AND COMMUNITY SERVICES

3175 West Sixth Street • Los Angeles, CA 90020

Tel: 213-738-2600 • Fax: 213-487-0379



wdacs.lacounty.gov

Otto Solórzano  
Acting Director

*"Connecting communities and improving the lives of all generations"*

July 1, 2019

City of Gardena  
Attention: Ms. Tasha Cerda  
1700 West 162<sup>nd</sup> Street  
Gardena, CA 90247

## FISCAL YEAR 2019-20 ORIGINAL BASELINE FUNDING ALLOCATION FOR ELDERLY NUTRITION PROGRAM SERVICES

Dear Ms. Cerda:

County of Los Angeles Workforce Development, Aging and Community Services (County) intends to amend the Elderly Nutrition Program (ENP) Subaward with City of Gardena. The Subaward information is outlined below:

- Subaward Number: **ENP162006**
- Amendment Number: **Three**
- Subaward Term: July 1, 2019 through June 30, 2020
- Original Baseline Funding Allocation (Subaward Sum Year 4 (SSY4) previously referred to as Maximum Annual Subaward Sum (MASS)): **\$359,634**
- Period Funds Available for Use: July 1, 2019 through June 30, 2020
- Minimum Required Match Contribution (Match Cash/Match In-Kind): fifteen percent (15%) for OAA Title III C-1 and OAA Title III C-2
- Funding Source(s), Service Category(ies), and Unit Rate(s): Attachment 1 (FY 2019-20 Elderly Nutrition Program Original Baseline Funding Allocation for City of Gardena)
- Supervisorial District(s): **2**

### Catalog of Federal Domestic Assistance (CFDA) Number(s)

The Subaward Sum, either in whole or in part, is identified as Federal monies. The Federal portion(s) of these monies has been assigned both a CFDA number and a Federal Grantor office as follows:

| CFDA Number | CFDA Title                                                                                             | Federal Grantor Agency                                                           |
|-------------|--------------------------------------------------------------------------------------------------------|----------------------------------------------------------------------------------|
| 93.044      | Special Programs for the Aging – Title III, Part B (Grants for Supportive Services and Senior Centers) | U.S. Department of Health and Human Services Administration for Community Living |

|        |                                                                         |                                                                                  |
|--------|-------------------------------------------------------------------------|----------------------------------------------------------------------------------|
| 93.045 | Special Programs for the Aging – Title III, Part C (Nutrition Services) | U.S. Department of Health and Human Services Administration for Community Living |
| 93.053 | Nutrition Services Incentive Program                                    | U.S. Department of Health and Human Services Administration for Community Living |

### **Execution of Amendment**

The attached Amendment must be executed with City of Gardena. In order to ensure timely execution of this Amendment, please adhere to the following:

The Authorized Representative for City of Gardena shall sign and date the signature page of the attached Amendment.

- An electronic copy of the signature page must be received by County, at the following e-mail address, no later than **12:00 p.m. (noon) on Friday, July 5, 2019:**

[ipanosian@wdacs.lacounty.gov](mailto:ipanosian@wdacs.lacounty.gov)

### **Next Steps**

In order to complete the Amendment process, there are additional documents (including, but not limited to the Budget, Mandated Program Services, certificate of insurance, lower tier subawards, etc.) which must be completed and/or submitted by your agency. Electronic versions of the documents that your agency will need to complete will be provided to you by e-mail at a later time.

If you have any questions, please contact Irma Panosian of my staff by phone or e-mail as follows: (323) 336-5426 or [ipanosian@wdacs.lacounty.gov](mailto:ipanosian@wdacs.lacounty.gov).

Thank you.

*Carol Domingo T.O.*

Carol Domingo, Program Manager  
Contracts Management Division

Attachments

Attachment 1

FY 2019-20 Elderly Nutrition Program  
Original Baseline Funding Allocation for City of Gardena

| Funding Source                          | Service Category | Unit Rate | NSIP Rate <sup>1</sup> | Allocation Amount | Supervisorial District(s) |
|-----------------------------------------|------------------|-----------|------------------------|-------------------|---------------------------|
| Older Americans Act (OAA) Title III C-1 | American Meals   | \$4.60    | \$0.71                 | \$189,006         | 2                         |
|                                         | Ethnic Meals     |           |                        |                   |                           |
| Older Americans Act (OAA) Title III C-2 | Hot Meals        | \$5.65    | \$0.71                 | \$169,628         |                           |
|                                         | Frozen Meals     | \$3.95    | \$0.71                 |                   |                           |
|                                         | Emergency Meals  | \$5.65    | \$0.71                 |                   |                           |
| Older Americans Act (OAA) Title III B   | Telephone Calls  | \$0.60    |                        | \$1,000           |                           |
| Subaward Sum Year 4                     |                  |           |                        | \$359,634         |                           |

---

<sup>1</sup> The approved rate for Nutrition Services Incentive Program (NSIP) is \$0.71 per unit of Service. The Allocation Amount does not include NSIP. Reimbursement for NSIP is not guaranteed and is subject to availability.