


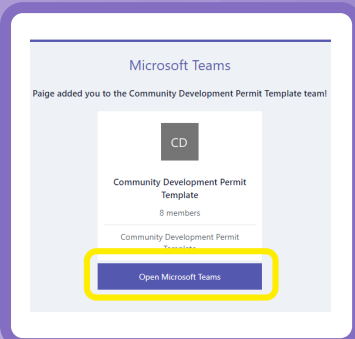
Microsoft Teams Visual Navigation



Step 1

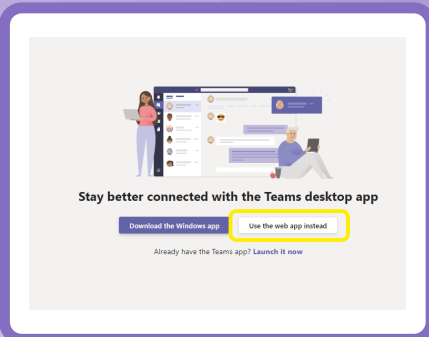
Open your email platform and search for an email from Microsoft Teams.

Please look in your spam folder if you do not see the invite in your inbox.



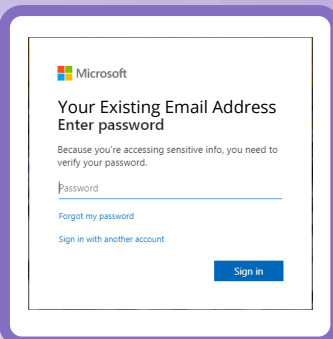
Step 2

Once you open the Microsoft Teams' email, please accept the invite by clicking the "Open Microsoft Teams" button.



Step 3

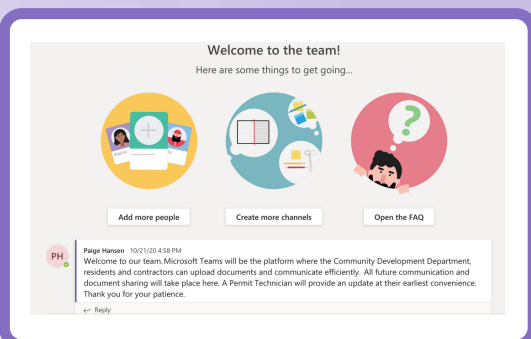
Next, click "Use the web app instead" button to quickly open Microsoft Teams with a search engine.



Step 4

Enter your existing email address you used to submit the permit application.

Your password will be your existing password for your email address.



Step 5

After you successfully sign in, please read the messages to find information regarding the next steps and estimated date your permit will be completed.