

# CITY OF GARDENA



## INVESTMENT REPORT

February 2024

Prepared by Danny Rodriguez, Deputy City Treasurer  
Reviewed by Ray Beeman, Director of Administrative Services

# MONTHLY ACCOUNT STATEMENT

---

City of Gardena Cons | Account #10647 | As of February 29, 2024

**CHANDLER ASSET MANAGEMENT** | [chandlerasset.com](http://chandlerasset.com)

**Chandler Team:**

For questions about your account, please call (800) 317-4747,  
or contact [clientservice@chandlerasset.com](mailto:clientservice@chandlerasset.com)

**Custodian:**

# PORTFOLIO SUMMARY



City of Gardena Cons | Account #10647 | As of February 29, 2024

## Portfolio Characteristics

Average Modified Duration	1.51
Average Coupon	4.01%
Average Purchase YTM	4.10%
Average Market YTM	4.88%
Average Quality	AA+
Average Final Maturity	0.77
Average Life	0.71

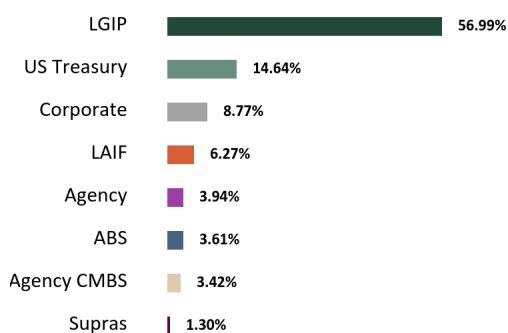
## Account Summary

	Beg. Values as of 02/01/2024	End Values as of 02/29/2024
Market Value	86,937,747.95	86,855,638.03
Accrued Interest	189,833.77	183,668.46
<b>Total Market Value</b>	<b>87,127,581.73</b>	<b>87,039,306.49</b>
Income Earned	198,538.61	129,313.20
Cont/WD	0.00	0.00
Par	81,458,429.69	81,593,713.08
Book Value	87,482,727.77	87,619,368.48
Cost Value	87,599,451.09	87,702,371.44

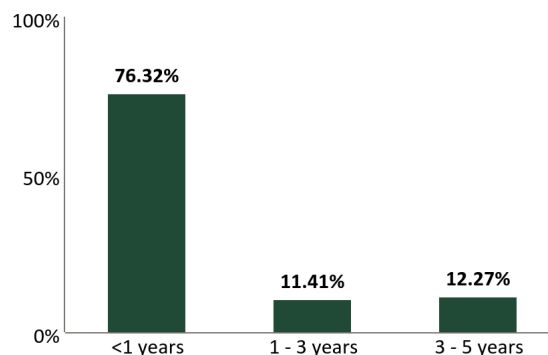
## Top Issuers

California Asset Mgmt Program	49.25%
United States	14.64%
CalTrust	7.74%
LAIF	6.27%
FHLMC	3.42%
Farm Credit System	2.05%
Federal Home Loan Banks	1.52%
International Bank for Recon and Dev	0.83%

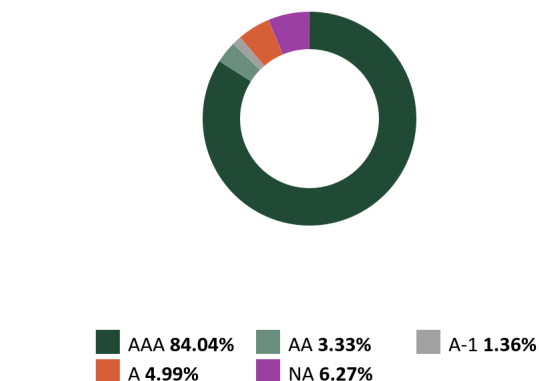
## Sector Allocation



## Maturity Distribution



## Credit Quality



\*See Footnote

The credit quality is a weighted average calculation of the highest of S&P, Moody's' and Fitch

Execution Time: 03/15/2024 11:32:15 AM

Chandler Asset Management | info@chandlerasset.com | www.chandlerasset.com | 800.317.4747

CONFIDENTIAL | 2

# RECONCILIATION SUMMARY



City of Gardena Cons | Account #10647 | As of February 29, 2024

## Maturities / Calls

Month to Date	(950,000.00)
Fiscal Year to Date	(1,500,000.00)

## Principal Paydowns

Month to Date	(68,509.75)
Fiscal Year to Date	(140,460.07)

## Purchases

Month to Date	2,188,991.54
Fiscal Year to Date	3,651,327.05

## Sales

Month to Date	(1,038,645.43)
Fiscal Year to Date	(1,707,206.90)

## Interest Received

Month to Date	132,080.27
Fiscal Year to Date	302,625.67

## Purchased / Sold Interest

Month to Date	(243.91)
Fiscal Year to Date	1,034.41

## Accrual Activity Summary

	Month to Date	Fiscal Year to Date (01/01/2024)
Beginning Book Value	87,482,727.77	87,301,622.66
Maturities/Calls	(950,000.00)	(1,500,000.00)
Principal Paydowns	(68,509.75)	(140,460.07)
Purchases	2,188,991.54	3,651,327.05
Sales	(1,038,645.43)	(1,707,206.90)
Change in Cash, Payables, Receivables	1,162.22	8,507.74
Amortization/Accretion	3,642.15	5,733.16
Realized Gain (Loss)	(0.02)	(155.16)
Ending Book Value	87,619,368.48	87,619,368.48

## Fair Market Activity Summary

	Month to Date	Fiscal Year to Date (01/01/2024)
Beginning Market Value	86,937,747.95	86,698,686.21
Maturities/Calls	(950,000.00)	(1,500,000.00)
Principal Paydowns	(68,509.75)	(140,460.07)
Purchases	2,188,991.54	3,651,327.05
Sales	(1,038,645.43)	(1,707,206.90)
Change in Cash, Payables, Receivables	1,162.22	8,507.74
Amortization/Accretion	3,642.15	5,733.16
Change in Net Unrealized Gain (Loss)	(218,750.63)	(160,794.00)
Realized Gain (Loss)	(0.02)	(155.16)
Ending Market Value	86,855,638.03	86,855,638.03

# HOLDINGS REPORT



City of Gardena Cons | Account #10647 | As of February 29, 2024

Cusip	Security Description	Par Value/ Units	Purchase Date Purchase Yield	Cost Value Book Value	Mkt Price Mkt YTM	Market Value Accrued Int.	% of Port. Gain/Loss	Moody's/ S&P Fitch	Maturity Duration
<b>ABS</b>									
05601XAC3	BMWLT 2022-1 A3 1.03 03/25/2025	5,438.91	01/11/2022 1.12%	5,438.10 5,438.71	99.70 2.74%	5,422.56 1.00	0.01% (16.15)	NA/AAA AAA	1.07 0.07
43813GAC5	HAROT 2021-1 A3 0.27 04/21/2025	7,843.03	02/17/2021 0.37%	7,842.89 7,843.02	99.25 4.44%	7,783.99 0.59	0.01% (59.03)	Aaa/NA AAA	1.14 0.21
02582JIT8	AMXCA 2022-2 A 3.39 05/15/2025	185,000.00	05/17/2022 3.42%	184,959.08 184,976.88	97.85 5.28%	181,026.53 278.73	0.21% (3,950.35)	NA/AAA AAA	1.21 1.60
47788UAC6	JDOT 2021 A3 0.36 09/15/2025	12,423.41	03/02/2021 1.11%	12,421.03 12,423.05	98.53 5.21%	12,240.77 1.99	0.01% (182.28)	Aaa/NA AAA	1.54 0.32
05593AAC3	BMWLT 2023-1 A3 5.16 11/25/2025	40,000.00	02/07/2023 5.43%	39,999.05 39,999.42	99.76 5.58%	39,905.51 34.40	0.05% (93.91)	Aaa/AAA NA	1.74 0.72
43815GAC3	HAROT 2021-4 A3 0.88 01/21/2026	50,393.74	11/16/2021 0.89%	50,383.11 50,389.50	97.34 4.75%	49,054.53 12.32	0.06% (1,334.97)	Aaa/NA AAA	1.90 0.71
47789QAC4	JDOT 2021-B A3 0.52 03/16/2026	34,488.22	07/13/2021 0.52%	34,485.14 34,487.46	97.50 5.17%	33,625.38 7.97	0.04% (862.08)	Aaa/NA AAA	2.04 0.56
89238JAC9	TAOT 2021-D A3 0.71 04/15/2026	39,483.80	11/09/2021 0.95%	39,482.96 39,483.56	97.43 4.42%	38,468.44 12.46	0.04% (1,015.12)	NA/AAA AAA	2.13 0.74
43815BAC4	HAROT 2022-1 A3 1.88 05/15/2026	140,848.64	02/15/2022 1.89%	140,827.45 140,838.66	97.57 4.82%	137,427.09 117.69	0.16% (3,411.58)	Aaa/AAA NA	2.21 0.86
43815PAC3	HAROT 2022-2 A3 3.73 07/20/2026	105,000.00	08/15/2022 3.87%	104,993.74 104,996.82	98.53 5.11%	103,460.43 141.43	0.12% (1,536.40)	NA/AAA AAA	2.39 1.12
05602RAD3	BMWOT 2022-A A3 3.21 08/25/2026	255,608.10	01/05/2023 4.81%	248,908.37 251,105.71	98.45 4.80%	251,656.73 136.75	0.29% 551.02	Aaa/AAA NA	2.49 0.98
47787JAC2	JDOT 2022 A3 0.36 09/15/2026	95,009.88	03/10/2022 2.34%	94,988.86 94,998.93	97.82 5.11%	92,940.60 97.97	0.11% (2,058.33)	Aaa/NA AAA	2.54 0.81
89238FAD5	TAOT 2022-B A3 2.93 09/15/2026	106,038.17	04/07/2022 3.09%	106,035.69 106,037.13	98.28 4.86%	104,213.02 138.09	0.12% (1,824.11)	Aaa/AAA NA	2.54 0.99
379929AD4	GMALT 2023-3 A3 5.38 11/20/2026	75,000.00	08/08/2023 5.38%	74,991.01 74,992.50	100.21 5.38%	75,160.61 123.29	0.09% 168.11	NA/AAA AAA	2.73 1.55
47800AAC4	JDOT 2022-B A3 3.74 02/16/2027	135,000.00	07/12/2022 3.77%	134,987.11 134,993.09	98.42 5.20%	132,863.64 224.40	0.15% (2,129.45)	Aaa/NA AAA	2.97 1.13
448979AD6	HART 2023-A A3 4.58 04/15/2027	155,000.00	04/04/2023 5.14%	154,984.87 154,988.22	99.02 5.18%	153,481.73 315.51	0.18% (1,506.49)	NA/AAA AAA	3.13 1.82
36265WAD5	GMCAR 2022-3 A3 3.64 04/16/2027	90,000.00	07/06/2022 3.93%	89,999.38 89,999.67	98.39 4.83%	88,550.37 136.50	0.10% (1,449.30)	Aaa/NA AAA	3.13 1.43

# HOLDINGS REPORT



City of Gardena Cons | Account #10647 | As of February 29, 2024

Cusip	Security Description	Par Value/ Units	Purchase Date Purchase Yield	Cost Value Book Value	Mkt Price Mkt YTM	Market Value Accrued Int.	% of Port. Gain/Loss	Moody's/ S&P Fitch	Maturity Duration
43815JAC7	HAROT 2023-1 A3 5.04 04/21/2027	70,000.00	02/16/2023 5.09%	69,986.99 69,990.22	99.77 5.29%	69,840.55 98.00	0.08% (149.66)	Aaa/NA AAA	3.14 1.78
47800BAC2	JDOT 2022-C A3 5.09 06/15/2027	220,000.00	10/12/2022 3.29%	219,982.93 219,989.14	99.63 5.42%	219,182.74 497.69	0.25% (806.40)	Aaa/NA AAA	3.29 1.41
58770AAC7	MBART 2023-1 A3 4.51 11/15/2027	105,000.00	01/18/2023 4.56%	104,987.40 104,990.55	99.01 5.08%	103,960.37 210.47	0.12% (1,030.18)	NA/AAA AAA	3.71 1.94
362583AD8	GMCAR 2023-2 A3 4.47 02/16/2028	115,000.00	04/04/2023 4.51%	114,996.84 114,997.42	98.91 4.99%	113,744.83 214.19	0.13% (1,252.59)	Aaa/AAA NA	3.97 2.37
02582JJZ4	AMXCA 2023-1 A 4.87 05/15/2028	125,000.00	06/07/2023 4.87%	124,988.91 124,990.52	99.84 5.08%	124,795.31 270.56	0.14% (195.21)	NA/AAA AAA	4.21 2.04
47787CAC7	JDOT 2023-C A3 5.48 05/15/2028	310,000.00	09/12/2023 5.40%	309,978.70 309,980.75	100.67 5.30%	312,075.08 755.02	0.36% 2,094.32	Aaa/NA AAA	4.21 2.37
161571HT4	CHAIT 2023-1 A 5.16 09/15/2028	340,000.00	09/07/2023 5.17%	339,905.75 339,914.42	100.59 5.00%	342,003.38 779.73	0.39% 2,088.97	NR/AAA AAA	4.54 2.32
02582JKD1	AMXCA 2023-3 A 5.23 09/15/2028	340,000.00	09/12/2023 5.29%	339,984.80 339,986.17	100.76 5.00%	342,600.76 790.31	0.39% 2,614.59	NA/AAA AAA	4.54 2.32
<b>Total ABS</b>		<b>3,157,575.91</b>	<b>4.26%</b>	<b>3,150,540.18</b> <b>3,152,831.52</b>	<b>99.31</b> <b>5.08%</b>	<b>3,135,484.96</b> <b>5,397.04</b>	<b>3.61%</b> <b>(17,346.56)</b>	<b>Aaa/AAA</b> <b>AAA</b>	<b>3.29</b> <b>1.67</b>

AGENCY									
3130AT3H8	FEDERAL HOME LOAN BANKS 3.375 03/08/2024	460,000.00	08/25/2022 3.45%	459,448.00 459,993.10	99.96 6.10%	459,803.29 7,460.62	0.53% (189.81)	Aaa/AA+ AA+	0.02 0.02
3130A1XJ2	FEDERAL HOME LOAN BANKS 2.875 06/14/2024	155,000.00	03/24/2020 1.02%	167,010.95 155,817.87	99.28 5.38%	153,879.35 953.14	0.18% (1,938.51)	Aaa/AA+ AA+	0.29 0.28
3133ENKS8	FEDERAL FARM CREDIT BANKS FUNDING CORP 1.125 01/06/2025	750,000.00	-- 1.59%	740,054.10 747,067.03	96.70 5.22%	725,231.79 1,289.06	0.83% (21,835.24)	Aaa/AA+ AA+	0.85 0.82
3133ENPG9	FEDERAL FARM CREDIT BANKS FUNDING CORP 1.75 02/14/2025	415,000.00	02/10/2022 1.84%	413,891.95 414,645.83	96.91 5.21%	402,195.62 342.95	0.46% (12,450.21)	Aaa/AA+ AA+	0.96 0.92
3135G06G3	FEDERAL NATIONAL MORTGAGE ASSOCIATION 0.5 11/07/2025	350,000.00	11/18/2020 0.52%	349,639.50 349,877.58	93.23 4.77%	326,304.75 554.17	0.38% (23,572.84)	Aaa/AA+ AA+	1.69 1.64
3130ATS57	FEDERAL HOME LOAN BANKS 4.5 03/10/2028	700,000.00	03/21/2023 3.99%	715,799.00 712,795.88	100.55 4.37%	703,821.63 14,962.50	0.81% (8,974.26)	Aaa/AA+ AA+	4.03 3.57
3133EPN50	FEDERAL FARM CREDIT BANKS FUNDING CORP 4.25 12/15/2028	650,000.00	12/28/2023 3.89%	660,575.50 660,208.01	99.82 4.32%	648,803.79 5,831.94	0.75% (11,404.23)	Aaa/AA+ AA+	4.79 4.25
<b>Total Agency</b>		<b>3,480,000.00</b>	<b>2.67%</b>	<b>3,506,419.00</b> <b>3,500,405.30</b>	<b>98.33</b> <b>4.96%</b>	<b>3,420,040.22</b> <b>31,394.39</b>	<b>3.94%</b> <b>(80,365.08)</b>	<b>Aaa/AA+</b> <b>AA+</b>	<b>2.21</b> <b>1.99</b>

# HOLDINGS REPORT



City of Gardena Cons | Account #10647 | As of February 29, 2024

Cusip	Security Description	Par Value/ Units	Purchase Date Purchase Yield	Cost Value Book Value	Mkt Price Mkt YTM	Market Value Accrued Int.	% of Port. Gain/Loss	Moody's/ S&P Fitch	Maturity Duration
<b>AGENCY CMBS</b>									
3137BNGT5	FHMS K-054 A2 2.745 01/25/2026	500,000.00	02/15/2023 4.65%	474,785.16 483,809.42	96.17 5.04%	480,830.80 1,143.75	0.55% (2,978.62)	Aaa/AA+ AAA	1.91 1.69
3137BVZ82	FHMS K-063 A2 3.43 01/25/2027	320,000.00	02/06/2024 4.48%	310,725.00 310,909.27	96.53 4.83%	308,910.24 914.67	0.36% (1,999.03)	Aaa/AA+ AAA	2.91 2.57
3137FEBQ2	FHMS K-072 A2 3.444 12/25/2027	500,000.00	08/22/2023 4.98%	470,429.69 474,014.54	95.57 4.78%	477,857.75 1,435.00	0.55% 3,843.21	Aaa/AA+ AAA	3.82 3.43
3137FETNO	FHMS K-073 A2 3.35 01/25/2028	465,000.00	05/24/2023 4.27%	446,908.59 449,886.07	95.17 4.77%	442,542.27 1,298.12	0.51% (7,343.80)	Aaa/AA+ AAA	3.91 3.49
3137FHPJ6	FHMS K-080 A2 3.926 07/25/2028	325,000.00	01/23/2024 4.45%	317,814.45 317,969.89	96.75 4.77%	314,429.83 1,063.29	0.36% (3,540.06)	Aaa/AA+ AA+	4.40 3.94
3137FJEH8	FHMS K-081 A2 3.9 08/25/2028	155,000.00	09/15/2023 4.86%	148,436.72 149,038.75	96.63 4.76%	149,771.01 503.75	0.17% 732.26	Aaa/AA+ AAA	4.49 4.00
3137FJXV6	FHMS K-083 A2 4.05 09/25/2028	297,000.00	12/07/2023 4.60%	289,783.83 290,118.49	97.20 4.68%	288,691.81 1,002.38	0.33% (1,426.68)	Aaa/AA+ AAA	4.57 4.07
3137H4BY5	FHMS K-746 A2 2.031 09/25/2028	315,000.00	10/03/2023 5.30%	270,973.83 274,585.35	88.97 4.81%	280,267.75 533.14	0.32% 5,682.40	Aaa/AA+ AAA	4.57 4.21
3137FJZ93	FHMS K-084 A2 3.78 10/25/2028	240,000.00	10/20/2023 5.34%	223,818.75 224,967.50	96.06 4.76%	230,545.99 756.00	0.27% 5,578.49	Aaa/AA+ AA+	4.65 4.12
<b>Total Agency CMBS</b>		<b>3,117,000.00</b>	<b>4.73%</b>	<b>2,953,676.02</b> <b>2,975,299.29</b>	<b>95.46</b> <b>4.82%</b>	<b>2,973,847.46</b> <b>8,650.10</b>	<b>3.42%</b> <b>(1,451.83)</b>	<b>Aaa/AA+</b> <b>AAA</b>	<b>3.73</b> <b>3.34</b>
<b>CASH</b>									
CCYUSD	Receivable	2,134.30	-- 0.00%	2,134.30 2,134.30	1.00 0.00%	2,134.30 0.00	0.00% 0.00	Aaa/AAA AAA	0.00 0.00
CCYUSD	Receivable	50,676.37	-- 0.00%	50,676.37 50,676.37	1.00 0.00%	50,676.37 0.00	0.06% 0.00	Aaa/AAA AAA	0.00 0.00
<b>Total Cash</b>		<b>52,810.67</b>	<b>0.00%</b>	<b>52,810.67</b>	<b>1.00</b> <b>0.00%</b>	<b>52,810.67</b> <b>0.00</b>	<b>0.06%</b> <b>0.00</b>	<b>Aaa/AAA</b> <b>AAA</b>	<b>0.00</b> <b>0.00</b>
<b>COMMERCIAL PAPER</b>									
62479LDC6	MUFG Bank, Ltd., New York Branch 04/12/2024	600,000.00	07/25/2023 5.86%	575,284.67 596,038.00	99.37 5.54%	596,206.80 0.00	0.69% 168.80	P-1/A-1 NA	0.12 0.11

# HOLDINGS REPORT



City of Gardena Cons | Account #10647 | As of February 29, 2024

Cusip	Security Description	Par Value/ Units	Purchase Date Purchase Yield	Cost Value Book Value	Mkt Price Mkt YTM	Market Value Accrued Int.	% of Port. Gain/Loss	Moody's/ S&P Fitch	Maturity Duration
<b>Total Commercial Paper</b>		<b>600,000.00</b>	<b>07/25/2023</b> <b>5.86%</b>	<b>575,284.67</b> <b>596,038.00</b>	<b>99.37</b> <b>5.54%</b>	<b>596,206.80</b> <b>0.00</b>	<b>0.69%</b> <b>168.80</b>	<b>P-1/A-1</b> <b>NA</b>	<b>0.12</b> <b>0.11</b>
<b>CORPORATE</b>									
89114QCB2	TORONTO-DOMINION BANK 3.25 03/11/2024	500,000.00	-- 1.55%	523,124.00 500,229.90	99.95 5.85%	499,774.98 7,673.61	0.58% (454.92)	A1/A AA-	0.03 0.03
808513BN4	CHARLES SCHWAB CORP 0.75 03/18/2024	245,000.00	-- 0.58%	246,097.00 244,999.26	99.80 7.08%	244,497.75 831.98	0.28% (501.51)	A2/A- A	0.05 0.05
023135BW5	AMAZON.COM INC 0.45 05/12/2024	130,000.00	05/10/2021 0.50%	129,810.20 129,987.53	99.06 5.77%	128,783.59 177.12	0.15% (1,203.94)	A1/AA AA-	0.20 0.20
91324PEB4	UNITEDHEALTH GROUP INC 0.55 05/15/2024	500,000.00	11/24/2021 1.06%	493,760.00 499,478.84	99.01 5.70%	495,070.68 809.72	0.57% (4,408.17)	A2/A+ A	0.21 0.20
14913R2L0	CATERPILLAR FINANCIAL SERVICES CORP 0.45 05/17/2024	500,000.00	-- 0.66%	497,344.65 499,784.02	99.00 5.76%	494,985.42 650.00	0.57% (4,798.60)	A2/A A+	0.21 0.21
89236TJH9	TOYOTA MOTOR CREDIT CORP 0.5 06/18/2024	300,000.00	12/06/2021 1.07%	295,710.00 299,493.38	98.55 5.75%	295,655.84 304.17	0.34% (3,837.54)	A1/A+ A+	0.30 0.29
79466LAG9	SALESFORCE INC 0.625 07/15/2024	35,000.00	06/29/2021 0.64%	34,982.15 34,997.79	98.26 5.61%	34,390.97 27.95	0.04% (606.82)	A2/A+ NA	0.38 0.36
69371RR40	PACCAR FINANCIAL CORP 0.5 08/09/2024	80,000.00	08/03/2021 0.52%	79,956.80 79,993.65	97.92 5.66%	78,337.95 24.44	0.09% (1,655.71)	A1/A+ NA	0.44 0.43
78015K7C2	ROYAL BANK OF CANADA 2.25 11/01/2024	500,000.00	-- 0.88%	524,067.75 504,521.91	97.83 5.64%	489,171.99 3,750.00	0.56% (15,349.92)	A1/A AA-	0.67 0.64
69371RR57	PACCAR FINANCIAL CORP 0.9 11/08/2024	175,000.00	11/02/2021 0.90%	174,989.50 174,998.64	97.05 5.42%	169,835.81 494.38	0.20% (5,162.83)	A1/A+ NA	0.69 0.67
46647PAH9	JPMORGAN CHASE & CO 3.22 03/01/2025	500,000.00	-- 1.03%	531,052.10 500,000.00	99.99 5.30%	499,958.94 8,050.00	0.58% (41.06)	A1/A- AA-	1.00 0.01
24422EWB1	JOHN DEERE CAPITAL CORP 2.125 03/07/2025	130,000.00	03/02/2022 2.14%	129,944.10 129,981.08	96.99 5.19%	126,083.17 1,335.21	0.15% (3,897.91)	A1/A A+	1.02 0.98
63743HFE7	NATIONAL RURAL UTILITIES COOPERATIVE FINANCE CORP 3.45 06/15/2025	95,000.00	04/27/2022 3.46%	94,974.35 94,989.38	97.72 5.34%	92,834.82 691.92	0.11% (2,154.56)	A2/A- A	1.29 1.23
931142EW9	WALMART INC 3.9 09/09/2025	80,000.00	09/06/2022 3.92%	79,944.00 79,971.54	98.47 4.92%	78,775.14 1,490.67	0.09% (1,196.40)	Aa2/AA AA	1.53 1.43
437076CR1	HOME DEPOT INC 4.0 09/15/2025	110,000.00	09/12/2022 4.01%	109,960.40 109,979.58	98.42 4.99%	108,266.02 2,028.89	0.12% (1,713.56)	A2/A A	1.54 1.44



# HOLDINGS REPORT



City of Gardena Cons | Account #10647 | As of February 29, 2024

Cusip	Security Description	Par Value/ Units	Purchase Date Purchase Yield	Cost Value Book Value	Mkt Price Mkt YTM	Market Value Accrued Int.	% of Port. Gain/Loss	Moody's/ S&P Fitch	Maturity Duration
857477BR3	STATE STREET CORP 1.746 02/06/2026	90,000.00	02/02/2022 1.75%	90,000.00 90,000.00	96.40 5.79%	86,760.08 109.12	0.10% (3,239.92)	A1/A AA-	1.94 0.90
037833BY5	APPLE INC 3.25 02/23/2026	400,000.00	05/09/2023 4.05%	391,672.00 394,082.95	97.02 4.81%	388,075.42 288.89	0.45% (6,007.53)	Aaa/AA+ NA	1.99 1.88
61747YET8	MORGAN STANLEY 4.679 07/17/2026	175,000.00	07/18/2022 4.68%	175,000.00 175,000.00	98.93 6.10%	173,122.78 1,000.79	0.20% (1,877.22)	A1/A- A+	2.38 1.31
06428CAA2	BANK OF AMERICA NA 5.526 08/18/2026	300,000.00	09/19/2023 5.61%	299,277.00 299,387.29	100.99 4.98%	302,966.81 598.65	0.35% 3,579.53	Aa1/A+ AA	2.47 2.20
931142ERO	WALMART INC 1.05 09/17/2026	40,000.00	09/08/2021 1.09%	39,924.40 39,961.49	91.36 4.71%	36,542.38 191.33	0.04% (3,419.12)	Aa2/AA AA	2.55 2.45
63743HFK3	NATIONAL RURAL UTILITIES COOPERATIVE FINANCE CORP 5.6 11/13/2026	390,000.00	11/14/2023 5.25%	393,666.00 393,300.09	101.33 5.04%	395,200.37 7,219.33	0.46% 1,900.28	A2/A- A	2.71 2.37
89115A2V3	TORONTO-DOMINION BANK 5.264 12/11/2026	160,000.00	12/04/2023 5.26%	160,000.00 160,000.00	100.64 4.98%	161,019.40 1,871.64	0.19% 1,019.40	A1/A AA-	2.78 2.53
78016HZT0	ROYAL BANK OF CANADA 4.875 01/19/2027	150,000.00	01/10/2024 4.88%	149,962.50 149,963.94	99.54 5.03%	149,309.84 853.12	0.17% (654.10)	A1/A AA-	2.89 2.64
17275RBQ4	CISCO SYSTEMS INC 4.8 02/26/2027	170,000.00	02/21/2024 4.85%	169,779.00 169,779.81	100.08 4.80%	170,141.44 113.33	0.20% 361.63	A1/AA- NA	2.99 2.75
665859AW4	NORTHERN TRUST CORP 4.0 05/10/2027	450,000.00	10/05/2022 4.70%	436,909.50 440,900.70	97.16 4.90%	437,213.67 5,550.00	0.50% (3,687.03)	A2/A+ A+	3.19 2.92
438516CJ3	HONEYWELL INTERNATIONAL INC 4.95 02/15/2028	400,000.00	02/13/2023 4.44%	408,972.00 407,072.63	101.01 4.60%	404,055.61 880.00	0.47% (3,017.02)	A2/A A	3.96 3.49
57636QAW4	MASTERCARD INC 4.875 03/09/2028	290,000.00	04/19/2023 4.17%	298,833.40 297,247.92	101.12 4.50%	293,240.84 6,754.58	0.34% (4,007.08)	Aa3/A+ NA	4.02 3.47
74456QBU9	PUBLIC SERVICE ELECTRIC AND GAS CO 3.7 05/01/2028	300,000.00	09/06/2023 5.10%	282,801.00 284,574.62	95.65 4.91%	286,952.45 3,700.00	0.33% 2,377.84	A1/A WR	4.17 3.75
58933YBH7	MERCK & CO INC 4.05 05/17/2028	90,000.00	05/08/2023 4.07%	89,927.10 89,938.63	98.02 4.58%	88,215.73 1,053.00	0.10% (1,722.90)	A1/A+ NA	4.21 3.78
69371RS80	PACCAR FINANCIAL CORP 4.6 01/31/2029	410,000.00	01/24/2024 4.64%	409,331.70 409,342.67	98.94 4.77%	405,646.69 1,624.06	0.47% (3,695.98)	A1/A+ NA	4.92 4.33
<b>Total Corporate</b>		<b>7,695,000.00</b>	<b>2.91%</b>	<b>7,741,772.60</b> <b>7,683,959.25</b>	<b>98.98</b> <b>5.30%</b>	<b>7,614,886.58</b> <b>60,147.91</b>	<b>8.77%</b> <b>(69,072.67)</b>	<b>A1/A</b> <b>A+</b>	<b>1.87</b> <b>1.60</b>

LAIF

# HOLDINGS REPORT



City of Gardena Cons | Account #10647 | As of February 29, 2024

Cusip	Security Description	Par Value/ Units	Purchase Date Purchase Yield	Cost Value Book Value	Mkt Price Mkt YTM	Market Value Accrued Int.	% of Port. Gain/Loss	Moody's/ S&P Fitch	Maturity Duration
90LAIF\$00	State Pool	5,448,657.71	-- 3.96%	5,448,657.71 5,448,657.71	1.00 3.96%	5,448,657.71 0.00	6.27% 0.00	NA/NA NA	0.00 0.00
<b>Total LAIF</b>		<b>5,448,657.71</b>	<b>3.96%</b>	<b>5,448,657.71</b>	<b>3.96%</b>	<b>5,448,657.71</b> <b>0.00</b>	<b>6.27%</b> <b>0.00</b>	<b>NA/NA</b> <b>NA</b>	<b>0.00</b> <b>0.00</b>

LOCAL GOV INVESTMENT POOL									
09CATR\$05	CalTrust MTF	689,795.80	-- 4.01%	6,927,604.87 6,927,604.87	9.75 4.01%	6,725,509.05 0.00	7.74% (202,095.82)	NA/AAAm NA	0.00
90CAMP\$00	CAMP	7,773,973.06	-- 5.57%	7,773,973.06 7,773,973.06	1.00 5.57%	7,773,973.06 0.00	8.95% 0.00	NA/AAAm AAA	0.00
90CAMP\$06	CAMP	35,000,000.00	12/31/2023 4.90%	35,000,000.00 35,000,000.00	1.00 4.90%	35,000,000.00 0.00	40.30% 0.00	NA/AAAm NA	0.00
<b>Total Local Gov Investment Pool</b>		<b>43,463,768.86</b>	<b>4.88%</b>	<b>49,701,577.93</b> <b>49,701,577.93</b>	<b>2.19</b> <b>4.88%</b>	<b>49,499,482.11</b> <b>0.00</b>	<b>56.99%</b> <b>(202,095.82)</b>	<b>NA/AAAm</b> <b>AAA</b>	<b>0.00</b>

MONEY MARKET FUND									
31846V203	FIRST AMER:GVT OBLG Y	273,899.93	-- 4.91%	273,899.93 273,899.93	1.00 4.91%	273,899.93 0.00	0.32% 0.00	Aaa/ AAAm AAA	0.00 0.00
<b>Total Money Market Fund</b>		<b>273,899.93</b>	<b>4.91%</b>	<b>273,899.93</b> <b>273,899.93</b>	<b>1.00</b> <b>4.91%</b>	<b>273,899.93</b> <b>0.00</b>	<b>0.32%</b> <b>0.00</b>	<b>Aaa/AAAm</b> <b>AAA</b>	<b>0.00</b> <b>0.00</b>

SUPRANATIONAL									
459058GQ0	INTERNATIONAL BANK FOR RECONSTRUCTION AND DEVELOPM 2.5 03/19/2024	225,000.00	01/26/2021 0.26%	240,736.50 225,247.17	99.88 6.10%	224,721.89 2,531.25	0.26% (525.28)	Aaa/AAA NA	0.05 0.05
4581X0DZ8	INTER-AMERICAN DEVELOPMENT BANK 0.5 09/23/2024	260,000.00	09/15/2021 0.52%	259,807.60 259,963.84	97.36 5.51%	253,131.62 570.56	0.29% (6,832.22)	Aaa/AAA NA	0.57 0.54
45950KCR9	INTERNATIONAL FINANCE CORP 1.375 10/16/2024	160,000.00	07/12/2021 0.54%	164,304.00 160,828.25	97.59 5.46%	156,140.46 825.00	0.18% (4,687.79)	Aaa/AAA NA	0.63 0.61

# HOLDINGS REPORT



City of Gardena Cons | Account #10647 | As of February 29, 2024

Cusip	Security Description	Par Value/ Units	Purchase Date Purchase Yield	Cost Value Book Value	Mkt Price Mkt YTM	Market Value Accrued Int.	% of Port. Gain/Loss	Moody's/ S&P Fitch	Maturity Duration
459058KT9	INTERNATIONAL BANK FOR RECONSTRUCTION AND DEVELOPM 3.5 07/12/2028	250,000.00	11/28/2023 4.53%	239,372.50 239,952.41	96.43 4.44%	241,073.36 1,190.97	0.28% 1,120.95	Aaa/AAA NA	4.37 3.97
459058KW2	INTERNATIONAL BANK FOR RECONSTRUCTION AND DEVELOPM 4.625 08/01/2028	250,000.00	-- 4.97%	246,407.00 246,683.87	100.92 4.42%	252,296.07 963.54	0.29% 5,612.21	Aaa/AAA NA	4.42 3.95
<b>Total</b>				<b>1,150,627.60</b>	<b>98.49</b>	<b>1,127,363.40</b>	<b>1.30%</b>	<b>Aaa/AAA</b>	<b>2.15</b>
<b>Supranational</b>		<b>1,145,000.00</b>	<b>2.33%</b>	<b>1,132,675.53</b>	<b>5.15%</b>	<b>6,081.32</b>	<b>(5,312.13)</b>	<b>NA</b>	<b>1.95</b>

US TREASURY									
912828W71	UNITED STATES TREASURY 2.125 03/31/2024	750,000.00	-- 0.67%	775,839.84 750,889.69	99.73 5.82%	747,969.93 6,662.40	0.86% (2,919.76)	Aaa/AA+ AA+	0.08 0.08
91282CBV2	UNITED STATES TREASURY 0.375 04/15/2024	500,000.00	-- 0.37%	500,162.11 500,005.75	99.39 5.84%	496,928.46 706.97	0.57% (3,077.28)	Aaa/AA+ AA+	0.13 0.12
912828WJ5	UNITED STATES TREASURY 2.5 05/15/2024	750,000.00	-- 1.12%	779,783.21 752,109.63	99.41 5.57%	745,576.17 5,511.68	0.86% (6,533.46)	Aaa/AA+ AA+	0.21 0.20
91282CCG4	UNITED STATES TREASURY 0.25 06/15/2024	400,000.00	06/17/2021 0.43%	397,890.63 399,795.43	98.54 5.59%	394,156.25 210.38	0.45% (5,639.18)	Aaa/AA+ AA+	0.29 0.29
912797GB7	UNITED STATES TREASURY 07/11/2024	600,000.00	02/26/2024 5.34%	588,412.50 588,670.00	98.11 4.91%	588,676.60 0.00	0.68% 6.60	P-1/A-1+ F1+	0.36 0.35
912828Y87	UNITED STATES TREASURY 1.75 07/31/2024	300,000.00	01/31/2020 1.36%	305,203.13 300,481.36	98.54 5.41%	295,628.91 432.69	0.34% (4,852.45)	Aaa/AA+ AA+	0.42 0.41
91282CCT6	UNITED STATES TREASURY 0.375 08/15/2024	400,000.00	08/25/2021 0.45%	399,109.38 399,862.92	97.80 5.40%	391,187.50 61.81	0.45% (8,675.42)	Aaa/AA+ AA+	0.46 0.45
91282CDH1	UNITED STATES TREASURY 0.75 11/15/2024	750,000.00	11/18/2021 0.83%	748,125.00 749,555.29	96.96 5.25%	727,236.33 1,653.50	0.84% (22,318.96)	Aaa/AA+ AA+	0.71 0.69
912828Z52	UNITED STATES TREASURY 1.375 01/31/2025	750,000.00	02/17/2022 1.71%	742,822.27 747,762.79	96.70 5.13%	725,214.84 849.93	0.83% (22,547.95)	Aaa/AA+ AA+	0.92 0.89
912828ZF0	UNITED STATES TREASURY 0.5 03/31/2025	350,000.00	03/25/2021 0.58%	348,906.26 349,704.70	95.30 5.02%	333,566.41 731.56	0.38% (16,138.29)	Aaa/AA+ AA+	1.08 1.05
912828ZT0	UNITED STATES TREASURY 0.25 05/31/2025	365,000.00	02/25/2021 0.60%	359,653.32 363,432.10	94.39 4.98%	344,540.04 229.37	0.40% (18,892.06)	Aaa/AA+ AA+	1.25 1.22
9128284Z0	UNITED STATES TREASURY 2.75 08/31/2025	750,000.00	-- 0.99%	800,092.78 769,478.80	97.03 4.86%	727,705.08 56.05	0.84% (41,773.72)	Aaa/AA+ AA+	1.50 1.44
91282CFP1	UNITED STATES TREASURY 4.25 10/15/2025	550,000.00	06/23/2023 4.59%	545,982.42 547,170.52	99.20 4.76%	545,574.22 8,813.52	0.63% (1,596.30)	Aaa/AA+ AA+	1.63 1.52

# HOLDINGS REPORT



City of Gardena Cons | Account #10647 | As of February 29, 2024

Cusip	Security Description	Par Value/ Units	Purchase Date Purchase Yield	Cost Value Book Value	Mkt Price Mkt YTM	Market Value Accrued Int.	% of Port. Gain/Loss	Moody's/ S&P Fitch	Maturity Duration
91282CAZ4	UNITED STATES TREASURY 0.375 11/30/2025	750,000.00	-- 0.88%	734,730.47 743,517.73	92.77 4.79%	695,800.78 706.97	0.80% (47,716.94)	Aaa/AA+ AA+	1.75 1.70
9128286L9	UNITED STATES TREASURY 2.25 03/31/2026	750,000.00	02/25/2022 1.91%	760,078.13 755,133.63	95.38 4.65%	715,312.50 7,054.30	0.82% (39,821.13)	Aaa/AA+ AA+	2.08 1.98
912828R36	UNITED STATES TREASURY 1.625 05/15/2026	250,000.00	10/14/2021 0.99%	257,148.44 253,439.63	93.86 4.62%	234,648.44 1,194.20	0.27% (18,791.19)	Aaa/AA+ AA+	2.21 2.12
912828YG9	UNITED STATES TREASURY 1.625 09/30/2026	300,000.00	12/28/2021 1.24%	305,296.88 302,877.28	93.16 4.51%	279,492.19 2,037.91	0.32% (23,385.10)	Aaa/AA+ AA+	2.59 2.46
912828U24	UNITED STATES TREASURY 2.0 11/15/2026	625,000.00	03/29/2022 2.55%	609,912.11 616,175.68	93.79 4.51%	586,206.06 3,674.45	0.67% (29,969.63)	Aaa/AA+ AA+	2.71 2.57
91282CJP7	UNITED STATES TREASURY 4.375 12/15/2026	300,000.00	12/27/2023 4.02%	302,906.25 302,734.50	99.80 4.48%	299,390.62 2,761.27	0.34% (3,343.88)	Aaa/AA+ AA+	2.79 2.58
91282CEF4	UNITED STATES TREASURY 2.5 03/31/2027	750,000.00	-- 2.90%	736,449.21 741,333.65	94.55 4.44%	709,160.16 7,838.11	0.82% (32,173.49)	Aaa/AA+ AA+	3.08 2.89
912828X88	UNITED STATES TREASURY 2.375 05/15/2027	350,000.00	06/09/2022 3.08%	338,666.02 342,632.92	94.00 4.45%	328,986.33 2,443.51	0.38% (13,646.59)	Aaa/AA+ AA+	3.21 3.01
91282CFM8	UNITED STATES TREASURY 4.125 09/30/2027	570,000.00	10/26/2022 4.19%	568,419.14 568,850.60	99.19 4.40%	565,391.01 9,829.00	0.65% (3,459.59)	Aaa/AA+ AA+	3.59 3.24
9128283F5	UNITED STATES TREASURY 2.25 11/15/2027	800,000.00	12/20/2022 3.84%	743,625.00 757,356.57	92.87 4.39%	742,968.75 5,291.21	0.86% (14,387.81)	Aaa/AA+ AA+	3.71 3.47
91282CGC9	UNITED STATES TREASURY 3.875 12/31/2027	500,000.00	05/25/2023 3.98%	497,890.63 498,242.19	98.33 4.36%	491,640.62 3,246.91	0.57% (6,601.57)	Aaa/AA+ AA+	3.84 3.50
<b>Total US Treasury</b>		<b>13,160,000.00</b>	<b>2.07%</b>	<b>13,147,105.13</b> <b>13,101,213.35</b>	<b>96.66</b> <b>4.94%</b>	<b>12,712,958.20</b> <b>71,997.70</b>	<b>14.64%</b> <b>(388,255.14)</b>	<b>Aaa/AA+</b> <b>AA+</b>	<b>1.67</b> <b>1.57</b>
<b>Total Portfolio</b>		<b>81,593,713.08</b>	<b>4.10%</b>	<b>87,702,371.44</b> <b>87,619,368.48</b>	<b>36.83</b> <b>4.88%</b>	<b>86,855,638.03</b> <b>183,668.46</b>	<b>100.00%</b> <b>(763,730.45)</b>	<b>Aa2/AA+</b> <b>AA</b>	<b>0.77</b> <b>1.51</b>
<b>Total Market Value + Accrued</b>						<b>87,039,306.49</b>			

# TRANSACTION LEDGER



City of Gardena Cons | Account #10647 | As of February 29, 2024

Transaction Type	Settlement Date	CUSIP	Quantity	Security Description	Price	Acq/Disp Yield	Amount	Interest Pur/Sold	Total Amount	Gain/Loss
<b>ACQUISITIONS</b>										
Purchase	02/01/2024	31846V203	4,015.00	FIRST AMER:GVT OBLG Y	1.000	4.95%	(4,015.00)	0.00	(4,015.00)	0.00
Purchase	02/02/2024	31846V203	972.54	FIRST AMER:GVT OBLG Y	1.000	4.93%	(972.54)	0.00	(972.54)	0.00
Purchase	02/06/2024	31846V203	203,660.70	FIRST AMER:GVT OBLG Y	1.000	4.93%	(203,660.70)	0.00	(203,660.70)	0.00
Purchase	02/09/2024	3137BVZ82	320,000.00	FHMS K-063 A2 3.43 01/25/2027	97.102	4.48%	(310,725.00)	(243.91)	(310,968.91)	0.00
Purchase	02/14/2024	31846V203	3,631.25	FIRST AMER:GVT OBLG Y	1.000	4.92%	(3,631.25)	0.00	(3,631.25)	0.00
Purchase	02/15/2024	31846V203	805,418.19	FIRST AMER:GVT OBLG Y	1.000	4.93%	(805,418.19)	0.00	(805,418.19)	0.00
Purchase	02/15/2024	31846V203	8,762.88	FIRST AMER:GVT OBLG Y	1.000	4.93%	(8,762.88)	0.00	(8,762.88)	0.00
Purchase	02/16/2024	31846V203	428.38	FIRST AMER:GVT OBLG Y	1.000	4.92%	(428.38)	0.00	(428.38)	0.00
Purchase	02/16/2024	31846V203	273.00	FIRST AMER:GVT OBLG Y	1.000	4.92%	(273.00)	0.00	(273.00)	0.00
Purchase	02/20/2024	31846V203	8,951.62	FIRST AMER:GVT OBLG Y	1.000	4.87%	(8,951.62)	0.00	(8,951.62)	0.00
Purchase	02/21/2024	31846V203	7,450.88	FIRST AMER:GVT OBLG Y	1.000	4.93%	(7,450.88)	0.00	(7,450.88)	0.00
Purchase	02/23/2024	31846V203	6,500.00	FIRST AMER:GVT OBLG Y	1.000	4.92%	(6,500.00)	0.00	(6,500.00)	0.00
Purchase	02/26/2024	17275RBQ4	170,000.00	CISCO SYSTEMS INC 4.8 02/26/2027	99.870	4.85%	(169,779.00)	0.00	(169,779.00)	0.00
Purchase	02/26/2024	31846V203	5,002.31	FIRST AMER:GVT OBLG Y	1.000	4.92%	(5,002.31)	0.00	(5,002.31)	0.00
Purchase	02/27/2024	912797GB7	600,000.00	UNITED STATES TREASURY 07/11/2024	98.069	5.34%	(588,412.50)	0.00	(588,412.50)	0.00
Purchase	02/29/2024		33,748.69	CAMP	1.000	0.00%	(33,748.69)	0.00	(33,748.69)	0.00
Purchase	02/29/2024		2,148.42	CalTrust MTF	9.750	0.00%	(20,947.10)	0.00	(20,947.10)	0.00
Purchase	02/29/2024	31846V203	10,312.50	FIRST AMER:GVT OBLG Y	1.000	4.93%	(10,312.50)	0.00	(10,312.50)	0.00
<b>Total Purchase</b>			<b>2,191,276.36</b>				<b>(2,188,991.54)</b>	<b>(243.91)</b>	<b>(2,189,235.45)</b>	<b>0.00</b>
<b>TOTAL ACQUISITIONS</b>			<b>2,191,276.36</b>				<b>(2,188,991.54)</b>	<b>(243.91)</b>	<b>(2,189,235.45)</b>	<b>0.00</b>
<b>DISPOSITIONS</b>										
Sale	02/09/2024	31846V203	(310,768.91)	FIRST AMER:GVT OBLG Y	1.000	4.93%	310,768.91	0.00	310,768.91	0.00
Sale	02/26/2024	31846V203	(139,464.02)	FIRST AMER:GVT OBLG Y	1.000	4.92%	139,464.02	0.00	139,464.02	0.00
Sale	02/27/2024	31846V203	(588,412.50)	FIRST AMER:GVT OBLG Y	1.000	4.92%	588,412.50	0.00	588,412.50	0.00
<b>Total Sale</b>			<b>(1,038,645.43)</b>				<b>1,038,645.43</b>	<b>0.00</b>	<b>1,038,645.43</b>	<b>0.00</b>
<b>TOTAL DISPOSITIONS</b>			<b>(1,038,645.43)</b>				<b>1,038,645.43</b>	<b>0.00</b>	<b>1,038,645.43</b>	<b>0.00</b>

# TRANSACTION LEDGER



City of Gardena Cons | Account #10647 | As of February 29, 2024

Transaction Type	Settlement Date	CUSIP	Quantity	Security Description	Price	Acq/Disp Yield	Amount	Interest Pur/Sold	Total Amount	Gain/Loss
<b>OTHER TRANSACTIONS</b>										
Coupon	02/01/2024	3137BNGT5	0.00	FHMS K-054 A2 2.745 01/25/2026		4.58%	1,143.75	0.00	1,143.75	0.00
Coupon	02/01/2024	3137FEBQ2	0.00	FHMS K-072 A2 3.444 12/25/2027		4.95%	1,435.00	0.00	1,435.00	0.00
Coupon	02/01/2024	3137FETN0	0.00	FHMS K-073 A2 3.35 01/25/2028		4.25%	1,298.13	0.00	1,298.13	0.00
Coupon	02/01/2024	3137FHPJ6	0.00	FHMS K-080 A2 3.926 07/25/2028		4.45%	1,063.29	0.00	1,063.29	0.00
Coupon	02/01/2024	3137FJEH8	0.00	FHMS K-081 A2 3.9 08/25/2028		4.85%	503.75	0.00	503.75	0.00
Coupon	02/01/2024	3137FJXV6	0.00	FHMS K-083 A2 4.05 09/25/2028		4.60%	1,002.38	0.00	1,002.38	0.00
Coupon	02/01/2024	3137FJZ93	0.00	FHMS K-084 A2 3.78 10/25/2028		5.32%	756.00	0.00	756.00	0.00
Coupon	02/01/2024	3137H4BY5	0.00	FHMS K-746 A2 2.031 09/25/2028		5.26%	533.14	0.00	533.14	0.00
Coupon	02/01/2024	459058KW2	0.00	INTERNATIONAL BANK FOR RECONSTRUCTION AND DEVELOPM 4.625 08/01/2028		4.97%	4,015.00	0.00	4,015.00	0.00
Coupon	02/06/2024	594918BX1	0.00	MICROSOFT CORP 2.875 02/06/2024		2.88%	2,875.00	0.00	2,875.00	0.00
Coupon	02/06/2024	857477BR3	0.00	STATE STREET CORP 1.746 02/06/2026		1.75%	785.70	0.00	785.70	0.00
Coupon	02/09/2024	69371RR40	0.00	PACCAR FINANCIAL CORP 0.5 08/09/2024		0.52%	200.00	0.00	200.00	0.00
Coupon	02/14/2024	3133ENPG9	0.00	FEDERAL FARM CREDIT BANKS FUNDING CORP 1.75 02/14/2025		1.84%	3,631.25	0.00	3,631.25	0.00
Coupon	02/15/2024	47788UAC6	0.00	JDOT 2021 A3 0.36 09/15/2025		0.37%	4.38	0.00	4.38	0.00
Coupon	02/15/2024	47789QAC4	0.00	JDOT 2021-B A3 0.52 03/16/2026		0.52%	16.92	0.00	16.92	0.00
Coupon	02/15/2024	89238JAC9	0.00	TAOT 2021-D A3 0.71 04/15/2026		0.71%	25.35	0.00	25.35	0.00

# TRANSACTION LEDGER



City of Gardena Cons | Account #10647 | As of February 29, 2024

Transaction Type	Settlement Date	CUSIP	Quantity	Security Description	Price	Acq/Disp Yield	Amount	Interest Pur/Sold	Total Amount	Gain/Loss
Coupon	02/15/2024	43815BAC4	0.00	HAROT 2022-1 A3 1.88 05/15/2026		1.90%	236.44	0.00	236.44	0.00
Coupon	02/15/2024	47787JAC2	0.00	JDOT 2022 A3 0.36 09/15/2026		2.35%	198.77	0.00	198.77	0.00
Coupon	02/15/2024	89238FAD5	0.00	TAOT 2022-B A3 2.93 09/15/2026		2.95%	275.46	0.00	275.46	0.00
Coupon	02/15/2024	47800AAC4	0.00	JDOT 2022-B A3 3.74 02/16/2027		3.77%	420.75	0.00	420.75	0.00
Coupon	02/15/2024	47800BAC2	0.00	JDOT 2022-C A3 5.09 06/15/2027		5.15%	933.17	0.00	933.17	0.00
Coupon	02/15/2024	58770AAC7	0.00	MBART 2023-1 A3 4.51 11/15/2027		4.56%	394.62	0.00	394.62	0.00
Coupon	02/15/2024	448979AD6	0.00	HART 2023-A A3 4.58 04/15/2027		4.63%	591.58	0.00	591.58	0.00
Coupon	02/15/2024	161571HT4	0.00	CHAIT 2023-1 A 5.16 09/15/2028		5.23%	1,462.00	0.00	1,462.00	0.00
Coupon	02/15/2024	47787CAC7	0.00	JDOT 2023-C A3 5.48 05/15/2028		5.55%	1,415.67	0.00	1,415.67	0.00
Coupon	02/15/2024	912828B66	0.00	UNITED STATES TREASURY 2.75 02/15/2024		2.75%	10,312.50	0.00	10,312.50	0.00
Coupon	02/15/2024	91282CCT6	0.00	UNITED STATES TREASURY 0.375 08/15/2024		0.45%	750.00	0.00	750.00	0.00
Coupon	02/15/2024	438516CJ3	0.00	HONEYWELL INTERNATIONAL INC 4.95 02/15/2028		4.44%	9,900.00	0.00	9,900.00	0.00
Coupon	02/15/2024	02582JJZ4	0.00	AMXCA 2023-1 A 4.87 05/15/2028		4.92%	507.29	0.00	507.29	0.00
Coupon	02/15/2024	02582JKD1	0.00	AMXCA 2023-3 A 5.23 09/15/2028		5.29%	1,481.83	0.00	1,481.83	0.00
Coupon	02/15/2024	02582JIT8	0.00	AMXCA 2022-2 A 3.39 05/15/2025		3.42%	522.63	0.00	522.63	0.00
Coupon	02/16/2024	36265WAD5	0.00	GMCAR 2022-3 A3 3.64 04/16/2027		3.67%	273.00	0.00	273.00	0.00
Coupon	02/16/2024	362583AD8	0.00	GMCAR 2023-2 A3 4.47 02/16/2028		4.51%	428.38	0.00	428.38	0.00

# TRANSACTION LEDGER



City of Gardena Cons | Account #10647 | As of February 29, 2024

Transaction Type	Settlement Date	CUSIP	Quantity	Security Description	Price	Acq/Disp Yield	Amount	Interest Pur/Sold	Total Amount	Gain/Loss
Coupon	02/18/2024	43815PAC3	0.00	HAROT 2022-2 A3 3.73 07/20/2026		3.76%	326.37	0.00	326.37	0.00
Coupon	02/18/2024	06428CAA2	0.00	BANK OF AMERICA NA 5.526 08/18/2026		5.61%	8,289.00	0.00	8,289.00	0.00
Coupon	02/20/2024	379929AD4	0.00	GMALT 2023-3 A3 5.38 11/20/2026		5.45%	336.25	0.00	336.25	0.00
Coupon	02/21/2024	43813GAC5	0.00	HAROT 2021-1 A3 0.27 04/21/2025		0.27%	2.38	0.00	2.38	0.00
Coupon	02/21/2024	43815GAC3	0.00	HAROT 2021-4 A3 0.88 01/21/2026		0.90%	40.18	0.00	40.18	0.00
Coupon	02/21/2024	43815JAC7	0.00	HAROT 2023-1 A3 5.04 04/21/2027		5.10%	294.00	0.00	294.00	0.00
Coupon	02/23/2024	037833BY5	0.00	APPLE INC 3.25 02/23/2026		4.05%	6,500.00	0.00	6,500.00	0.00
Coupon	02/25/2024	05601XAC3	0.00	BMWLT 2022-1 A3 1.03 03/25/2025		1.15%	12.25	0.00	12.25	0.00
Coupon	02/25/2024	05602RAD3	0.00	BMWOT 2022-A A3 3.21 08/25/2026		5.63%	733.88	0.00	733.88	0.00
Coupon	02/25/2024	05593AAC3	0.00	BMWLT 2023-1 A3 5.16 11/25/2025		5.22%	172.00	0.00	172.00	0.00
Coupon	02/29/2024	9128284Z0	0.00	UNITED STATES TREASURY 2.75 08/31/2025		0.99%	10,312.50	0.00	10,312.50	0.00
<b>Total Coupon</b>			<b>0.00</b>				<b>76,411.94</b>	<b>0.00</b>	<b>76,411.94</b>	<b>0.00</b>
Dividend	02/29/2024	31846V203	0.00	FIRST AMER:GVT OBLG Y		4.93%	37.01	0.00	37.01	0.00
Dividend	02/29/2024		0.00	CAMP		0.00%	33,748.69	0.00	33,748.69	0.00
Dividend	02/29/2024		0.00	CalTrust MTF		0.00%	20,947.10	0.00	20,947.10	0.00
Dividend	02/29/2024		0.00	State Pool		0.00%	0.02	0.00	0.02	0.00
<b>Total Dividend</b>			<b>0.00</b>				<b>54,732.82</b>	<b>0.00</b>	<b>54,732.82</b>	<b>0.00</b>
Maturity	02/06/2024	594918BX1	(200,000.00)	MICROSOFT CORP 2.875 02/06/2024	100.000	2.88%	200,000.00	0.00	200,000.00	0.00
Maturity	02/15/2024	912828B66	(750,000.00)	UNITED STATES TREASURY 2.75 02/15/2024	100.000	2.75%	750,000.00	0.00	750,000.00	0.00
<b>Total Maturity</b>			<b>(950,000.00)</b>				<b>950,000.00</b>	<b>0.00</b>	<b>950,000.00</b>	<b>0.00</b>
Principal Paydown	02/15/2024	47788UAC6	2,176.56	JDOT 2021 A3 0.36 09/15/2025		0.37%	2,176.56	--	2,176.56	(0.00)



# TRANSACTION LEDGER



City of Gardena Cons | Account #10647 | As of February 29, 2024

Transaction Type	Settlement Date	CUSIP	Quantity	Security Description	Price	Acq/Disp Yield	Amount	Interest Pur/Sold	Total Amount	Gain/Loss
Principal Paydown	02/15/2024	47789QAC4	4,550.72	JDOT 2021-B A3 0.52 03/16/2026		0.52%	4,550.72	--	4,550.72	(0.00)
Principal Paydown	02/15/2024	89238JAC9	3,354.62	TAOT 2021-D A3 0.71 04/15/2026		0.71%	3,354.62	--	3,354.62	(0.00)
Principal Paydown	02/15/2024	43815BAC4	10,069.51	HAROT 2022-1 A3 1.88 05/15/2026		1.90%	10,069.51	--	10,069.51	(0.00)
Principal Paydown	02/15/2024	47787JAC2	7,801.21	JDOT 2022 A3 0.36 09/15/2026		2.35%	7,801.21	--	7,801.21	(0.00)
Principal Paydown	02/15/2024	89238FAD5	6,779.09	TAOT 2022-B A3 2.93 09/15/2026		2.95%	6,779.09	--	6,779.09	(0.00)
Principal Paydown	02/21/2024	43813GAC5	2,717.99	HAROT 2021-1 A3 0.27 04/21/2025		0.27%	2,717.99	--	2,717.99	(0.00)
Principal Paydown	02/21/2024	43815GAC3	4,396.33	HAROT 2021-4 A3 0.88 01/21/2026		0.90%	4,396.33	--	4,396.33	0.00
Principal Paydown	02/25/2024	05601XAC3	7,923.71	BMWLT 2022-1 A3 1.03 03/25/2025		1.15%	7,923.71	--	7,923.71	(0.00)
Principal Paydown	02/25/2024	05602RAD3	18,740.01	BMWOT 2022-A A3 3.21 08/25/2026		5.63%	18,740.01	--	18,740.01	(0.00)
<b>Total Principal Paydown</b>			<b>68,509.75</b>				<b>68,509.75</b>	<b>--</b>	<b>68,509.75</b>	<b>(0.02)</b>
<b>TOTAL OTHER TRANSACTIONS</b>			<b>(881,490.25)</b>				<b>1,149,654.51</b>	<b>0.00</b>	<b>1,149,654.51</b>	<b>(0.02)</b>

# INCOME EARNED



City of Gardena Cons | Account #10647 | As of February 29, 2024

Cusip	Security Description	Trade Date Settle Date Units	Book Value: Begin Book Value: Acq Book Value: Disp Book Value: End	Prior Accrued Inc. Received Ending Accrued Total Interest	Accr. Of Discount Amort. Of Premium Net Accret/Amort Income Earned	Total Income
<b>CASH &amp; EQUIVALENTS</b>						
31846V203	FIRST AMER:GVT OBLG Y	273,899.93	247,166.11 1,065,379.25 (1,038,645.43) 273,899.93	0.00 972.54 0.00 972.54	0.00 0.00 0.00 972.54	972.54
CCYUSD	Receivable	52,810.67	51,648.45 0.00 0.00 52,810.67	0.00 0.00 0.00 0.00	0.00 0.00 0.00 0.00	0.00
<b>Total Cash &amp; Equivalents</b>			<b>326,710.60</b>	<b>972.54</b>	<b>972.54</b>	<b>972.54</b>
<b>FIXED INCOME</b>						
023135BW5	AMAZON.COM INC 0.45 05/12/2024	05/10/2021 05/12/2021 130,000.00	129,982.51 0.00 0.00 129,987.53	128.38 0.00 177.12 48.75	5.02 0.00 5.02 53.77	53.77
02582JJT8	AMXCA 2022-2 A 3.39 05/15/2025	05/17/2022 05/24/2022 185,000.00	184,976.31 0.00 0.00 184,976.88	278.73 522.63 278.73 522.63	0.57 0.00 0.57 523.20	523.20
02582JJZ4	AMXCA 2023-1 A 4.87 05/15/2028	06/07/2023 06/14/2023 125,000.00	124,990.34 0.00 0.00 124,990.52	270.56 507.29 270.56 507.29	0.18 0.00 0.18 507.47	507.47
02582JKD1	AMXCA 2023-3 A 5.23 09/15/2028	09/12/2023 09/19/2023 340,000.00	339,985.93 0.00 0.00 339,986.17	790.31 1,481.83 790.31 1,481.83	0.24 0.00 0.24 1,482.07	1,482.07
037833BY5	APPLE INC 3.25 02/23/2026	05/09/2023 05/11/2023 400,000.00	393,845.94 0.00 0.00 394,082.95	5,705.56 6,500.00 288.89 1,083.33	237.01 0.00 237.01 1,320.34	1,320.34

# INCOME EARNED



City of Gardena Cons | Account #10647 | As of February 29, 2024

Cusip	Security Description	Trade Date Settle Date Units	Book Value: Begin Book Value: Acq Book Value: Disp Book Value: End	Prior Accrued Inc. Received Ending Accrued Total Interest	Accr. Of Discount Amort. Of Premium Net Accret/Amort Income Earned	Total Income
05593AAC3	BMWLT 2023-1 A3 5.16 11/25/2025	02/07/2023 02/15/2023 40,000.00	39,999.39 0.00 0.00 39,999.42	34.40 172.00 34.40 172.00	0.03 0.00 0.03 172.03	172.03
05601XAC3	BMWLT 2022-1 A3 1.03 03/25/2025	01/11/2022 01/19/2022 5,438.91	13,362.08 0.00 (7,923.71) 5,438.71	2.45 12.25 1.00 10.80	0.34 0.00 0.34 11.13	11.13
05602RAD3	BMWOT 2022-A A3 3.21 08/25/2026	01/05/2023 01/09/2023 255,608.10	269,361.12 0.00 (18,740.01) 251,105.71	146.78 733.88 136.75 723.85	484.61 0.00 484.61 1,208.46	1,208.46
06428CAA2	BANK OF AMERICA NA 5.526 08/18/2026	09/19/2023 09/21/2023 300,000.00	299,367.55 0.00 0.00 299,387.29	7,506.15 8,289.00 598.65 1,381.50	19.74 0.00 19.74 1,401.24	1,401.24
14913R2L0	CATERPILLAR FINANCIAL SERVICES CORP 0.45 05/17/2024	500,000.00	499,702.67 0.00 0.00 499,784.02	462.50 0.00 650.00 187.50	81.34 0.00 81.34 268.84	268.84
161571HT4	CHAIT 2023-1 A 5.16 09/15/2028	09/07/2023 09/15/2023 340,000.00	339,912.92 0.00 0.00 339,914.42	779.73 1,462.00 779.73 1,462.00	1.50 0.00 1.50 1,463.50	1,463.50
17275RBQ4	CISCO SYSTEMS INC 4.8 02/26/2027	02/21/2024 02/26/2024 170,000.00	0.00 169,779.00 0.00 169,779.81	0.00 0.00 113.33 113.33	0.81 0.00 0.81 114.14	114.14
24422EWB1	JOHN DEERE CAPITAL CORP 2.125 03/07/2025	03/02/2022 03/07/2022 130,000.00	129,979.60 0.00 0.00 129,981.08	1,105.00 0.00 1,335.21 230.21	1.48 0.00 1.48 231.69	231.69
3130A1XJ2	FEDERAL HOME LOAN BANKS 2.875 06/14/2024	03/24/2020 03/25/2020 155,000.00	156,043.75 0.00 0.00 155,817.87	581.79 0.00 953.14 371.35	0.00 (225.89) (225.89) 145.47	145.47

# INCOME EARNED



City of Gardena Cons | Account #10647 | As of February 29, 2024

Cusip	Security Description	Trade Date Settle Date Units	Book Value: Begin Book Value: Acq Book Value: Disp Book Value: End	Prior Accrued Inc. Received Ending Accrued Total Interest	Accr. Of Discount Amort. Of Premium Net Accret/Amort Income Earned	Total Income
3130AT3H8	FEDERAL HOME LOAN BANKS 3.375 03/08/2024	08/25/2022 08/26/2022 460,000.00	459,964.51 0.00 0.00 459,993.10	6,166.88 0.00 7,460.62 1,293.75	28.59 0.00 28.59 1,322.34	1,322.34
3130ATS57	FEDERAL HOME LOAN BANKS 4.5 03/10/2028	03/21/2023 03/22/2023 700,000.00	713,048.32 0.00 0.00 712,795.88	12,337.50 0.00 14,962.50 2,625.00	0.00 (252.44) (252.44) 2,372.56	2,372.56
3133ENKS8	FEDERAL FARM CREDIT BANKS FUNDING CORP 1.125 01/06/2025	750,000.00	746,793.53 0.00 0.00 747,067.03	585.94 0.00 1,289.06 703.12	273.49 0.00 273.49 976.62	976.62
3133ENPG9	FEDERAL FARM CREDIT BANKS FUNDING CORP 1.75 02/14/2025	02/10/2022 02/15/2022 415,000.00	414,616.48 0.00 0.00 414,645.83	3,368.99 3,631.25 342.95 605.21	29.35 0.00 29.35 634.55	634.55
3133EPN50	FEDERAL FARM CREDIT BANKS FUNDING CORP 4.25 12/15/2028	12/28/2023 12/29/2023 650,000.00	660,377.17 0.00 0.00 660,208.01	3,529.86 0.00 5,831.94 2,302.08	0.00 (169.16) (169.16) 2,132.92	2,132.92
3135G06G3	FEDERAL NATIONAL MORTGAGE ASSOCIATION 0.5 11/07/2025	11/18/2020 11/19/2020 350,000.00	349,871.82 0.00 0.00 349,877.58	408.33 0.00 554.17 145.83	5.76 0.00 5.76 151.60	151.60
3137BNGT5	FHMS K-054 A2 2.745 01/25/2026	02/15/2023 02/21/2023 500,000.00	483,109.68 0.00 0.00 483,809.42	1,143.75 1,143.75 1,143.75 1,143.75	699.74 0.00 699.74 1,843.49	1,843.49
3137BVZ82	FHMS K-063 A2 3.43 01/25/2027	02/06/2024 02/09/2024 320,000.00	0.00 310,725.00 0.00 310,909.27	0.00 (243.91) 914.67 670.76	184.27 0.00 184.27 855.03	855.03
3137FEBQ2	FHMS K-072 A2 3.444 12/25/2027	08/22/2023 08/25/2023 500,000.00	473,464.49 0.00 0.00 474,014.54	1,435.00 1,435.00 1,435.00 1,435.00	550.06 0.00 550.06 1,985.06	1,985.06

# INCOME EARNED



City of Gardena Cons | Account #10647 | As of February 29, 2024

Cusip	Security Description	Trade Date Settle Date Units	Book Value: Begin Book Value: Acq Book Value: Disp Book Value: End	Prior Accrued Inc. Received Ending Accrued Total Interest	Accr. Of Discount Amort. Of Premium Net Accret/Amort Income Earned	Total Income
3137FETNO	FHMS K-073 A2 3.35 01/25/2028	05/24/2023 05/30/2023 465,000.00	449,573.22 0.00 0.00 449,886.07	1,298.12 1,298.13 1,298.12 1,298.13	312.85 0.00 312.85 1,610.98	1,610.98
3137FHPJ6	FHMS K-080 A2 3.926 07/25/2028	01/23/2024 01/26/2024 325,000.00	317,841.10 0.00 0.00 317,969.89	1,063.29 1,063.29 1,063.29 1,063.29	128.79 0.00 128.79 1,192.08	1,192.08
3137FJEH8	FHMS K-081 A2 3.9 08/25/2028	09/15/2023 09/20/2023 155,000.00	148,931.64 0.00 0.00 149,038.75	503.75 503.75 503.75 503.75	107.11 0.00 107.11 610.86	610.86
3137FJXV6	FHMS K-083 A2 4.05 09/25/2028	12/07/2023 12/12/2023 297,000.00	289,997.18 0.00 0.00 290,118.49	1,002.38 1,002.38 1,002.38 1,002.38	121.32 0.00 121.32 1,123.70	1,123.70
3137FJZ93	FHMS K-084 A2 3.78 10/25/2028	10/20/2023 10/25/2023 240,000.00	224,707.24 0.00 0.00 224,967.50	756.00 756.00 756.00 756.00	260.26 0.00 260.26 1,016.26	1,016.26
3137H4BY5	FHMS K-746 A2 2.031 09/25/2028	10/03/2023 10/06/2023 315,000.00	273,872.87 0.00 0.00 274,585.35	533.14 533.14 533.14 533.14	712.48 0.00 712.48 1,245.62	1,245.62
362583AD8	GMCAR 2023-2 A3 4.47 02/16/2028	04/04/2023 04/12/2023 115,000.00	114,997.37 0.00 0.00 114,997.42	214.19 428.38 214.19 428.38	0.05 0.00 0.05 428.43	428.43
36265WAD5	GMCAR 2022-3 A3 3.64 04/16/2027	07/06/2022 07/13/2022 90,000.00	89,999.66 0.00 0.00 89,999.67	136.50 273.00 136.50 273.00	0.01 0.00 0.01 273.01	273.01
379929AD4	GMALT 2023-3 A3 5.38 11/20/2026	08/08/2023 08/16/2023 75,000.00	74,992.28 0.00 0.00 74,992.50	123.29 336.25 123.29 336.25	0.22 0.00 0.22 336.47	336.47

# INCOME EARNED



City of Gardena Cons | Account #10647 | As of February 29, 2024

Cusip	Security Description	Trade Date Settle Date Units	Book Value: Begin Book Value: Acq Book Value: Disp Book Value: End	Prior Accrued Inc. Received Ending Accrued Total Interest	Accr. Of Discount Amort. Of Premium Net Accret/Amort Income Earned	Total Income
437076CR1	HOME DEPOT INC 4.0 09/15/2025	09/12/2022 09/19/2022 110,000.00	109,978.53 0.00 0.00 109,979.58	1,662.22 0.00 2,028.89 366.67	1.05 0.00 1.05 367.72	367.72
43813GAC5	HAROT 2021-1 A3 0.27 04/21/2025	02/17/2021 02/24/2021 7,843.03	10,561.01 0.00 (2,717.99) 7,843.02	0.79 2.38 0.59 2.18	0.01 0.00 0.01 2.18	2.18
43815BAC4	HAROT 2022-1 A3 1.88 05/15/2026	02/15/2022 02/23/2022 140,848.64	150,907.08 0.00 (10,069.51) 140,838.66	126.10 236.44 117.69 228.03	1.10 0.00 1.10 229.12	229.12
43815GAC3	HAROT 2021-4 A3 0.88 01/21/2026	11/16/2021 11/24/2021 50,393.74	54,785.27 0.00 (4,396.33) 50,389.50	13.39 40.18 12.32 39.11	0.56 0.00 0.56 39.67	39.67
43815JAC7	HAROT 2023-1 A3 5.04 04/21/2027	02/16/2023 02/24/2023 70,000.00	69,989.97 0.00 0.00 69,990.22	98.00 294.00 98.00 294.00	0.25 0.00 0.25 294.25	294.25
43815PAC3	HAROT 2022-2 A3 3.73 07/20/2026	08/15/2022 08/24/2022 105,000.00	104,996.72 0.00 0.00 104,996.82	141.43 326.37 141.43 326.37	0.11 0.00 0.11 326.48	326.48
438516CJ3	HONEYWELL INTERNATIONAL INC 4.95 02/15/2028	02/13/2023 02/15/2023 400,000.00	407,217.58 0.00 0.00 407,072.63	9,130.00 9,900.00 880.00 1,650.00	0.00 (144.95) (144.95) 1,505.05	1,505.05
448979AD6	HART 2023-A A3 4.58 04/15/2027	04/04/2023 04/12/2023 155,000.00	154,987.92 0.00 0.00 154,988.22	315.51 591.58 315.51 591.58	0.30 0.00 0.30 591.88	591.88
4581X0DZ8	INTER-AMERICAN DEVELOPMENT BANK 0.5 09/23/2024	09/15/2021 09/23/2021 260,000.00	259,958.75 0.00 0.00 259,963.84	462.22 0.00 570.56 108.33	5.09 0.00 5.09 113.42	113.42

# INCOME EARNED



City of Gardena Cons | Account #10647 | As of February 29, 2024

Cusip	Security Description	Trade Date Settle Date Units	Book Value: Begin Book Value: Acq Book Value: Disp Book Value: End	Prior Accrued Inc. Received Ending Accrued Total Interest	Accr. Of Discount Amort. Of Premium Net Accret/Amort Income Earned	Total Income
459058GQ0	INTERNATIONAL BANK FOR RECONSTRUCTION AND DEVELOPM 2.5 03/19/2024	01/26/2021 01/28/2021 225,000.00	225,645.39 0.00 0.00 225,247.17	2,062.50 0.00 2,531.25 468.75	0.00 (398.22) (398.22) 70.53	70.53
459058KT9	INTERNATIONAL BANK FOR RECONSTRUCTION AND DEVELOPM 3.5 07/12/2028	11/28/2023 11/30/2023 250,000.00	239,769.61 0.00 0.00 239,952.41	461.81 0.00 1,190.97 729.17	182.80 0.00 182.80 911.96	911.96
459058KW2	INTERNATIONAL BANK FOR RECONSTRUCTION AND DEVELOPM 4.625 08/01/2028	250,000.00	246,624.28 0.00 0.00 246,683.87	4,014.76 4,015.00 963.54 963.78	59.58 0.00 59.58 1,023.37	1,023.37
45950KCR9	INTERNATIONAL FINANCE CORP 1.375 10/16/2024	07/12/2021 07/14/2021 160,000.00	160,933.14 0.00 0.00 160,828.25	641.67 0.00 825.00 183.33	0.00 (104.89) (104.89) 78.45	78.45
46647PAH9	JPMORGAN CHASE & CO 3.22 03/01/2025	500,000.00	500,861.45 0.00 0.00 500,000.00	6,708.33 0.00 8,050.00 1,341.67	0.00 (861.45) (861.45) 480.22	480.22
47787CAC7	JDOT 2023-C A3 5.48 05/15/2028	09/12/2023 09/19/2023 310,000.00	309,980.39 0.00 0.00 309,980.75	755.02 1,415.67 755.02 1,415.67	0.36 0.00 0.36 1,416.03	1,416.03
47787JAC2	JDOT 2022 A3 0.36 09/15/2026	03/10/2022 03/16/2022 95,009.88	102,798.88 0.00 (7,801.21) 94,998.93	106.01 198.77 97.97 190.73	1.27 0.00 1.27 192.00	192.00
47788UAC6	JDOT 2021 A3 0.36 09/15/2025	03/02/2021 03/10/2021 12,423.41	14,599.52 0.00 (2,176.56) 12,423.05	2.34 4.38 1.99 4.03	0.09 0.00 0.09 4.12	4.12
47789QAC4	JDOT 2021-B A3 0.52 03/16/2026	07/13/2021 07/21/2021 34,488.22	39,038.05 0.00 (4,550.72) 34,487.46	9.02 16.92 7.97 15.87	0.13 0.00 0.13 16.00	16.00

# INCOME EARNED



City of Gardena Cons | Account #10647 | As of February 29, 2024

Cusip	Security Description	Trade Date Settle Date Units	Book Value: Begin Book Value: Acq Book Value: Disp Book Value: End	Prior Accrued Inc. Received Ending Accrued Total Interest	Accr. Of Discount Amort. Of Premium Net Accret/Amort Income Earned	Total Income
47800AAC4	JDOT 2022-B A3 3.74 02/16/2027	07/12/2022 07/20/2022 135,000.00	134,992.90 0.00 0.00 134,993.09	224.40 420.75 224.40 420.75	0.19 0.00 0.19 420.94	420.94
47800BAC2	JDOT 2022-C A3 5.09 06/15/2027	10/12/2022 10/19/2022 220,000.00	219,988.88 0.00 0.00 219,989.14	497.69 933.17 497.69 933.17	0.26 0.00 0.26 933.43	933.43
57636QAW4	MASTERCARD INC 4.875 03/09/2028	04/19/2023 04/21/2023 290,000.00	297,393.88 0.00 0.00 297,247.92	5,576.46 0.00 6,754.58 1,178.12	0.00 (145.97) (145.97) 1,032.16	1,032.16
58770AAC7	MBART 2023-1 A3 4.51 11/15/2027	01/18/2023 01/25/2023 105,000.00	104,990.35 0.00 0.00 104,990.55	210.47 394.62 210.47 394.62	0.20 0.00 0.20 394.82	394.82
58933YBH7	MERCK & CO INC 4.05 05/17/2028	05/08/2023 05/17/2023 90,000.00	89,937.47 0.00 0.00 89,938.63	749.25 0.00 1,053.00 303.75	1.16 0.00 1.16 304.91	304.91
594918BX1	MICROSOFT CORP 2.875 02/06/2024	03/05/2020 03/09/2020 0.00	200,000.00 0.00 (200,000.00) 0.00	2,795.14 2,875.00 0.00 79.86	0.00 0.00 0.00 79.86	79.86
61747YET8	MORGAN STANLEY 4.679 07/17/2026	07/18/2022 07/20/2022 175,000.00	175,000.00 0.00 0.00 175,000.00	318.43 0.00 1,000.79 682.35	0.00 0.00 0.00 682.35	682.35
62479LDC6	MUFG Bank, Ltd., New York Branch 04/12/2024	07/25/2023 07/25/2023 600,000.00	593,302.33 0.00 0.00 596,038.00	0.00 0.00 0.00 0.00	2,735.67 0.00 2,735.67 2,735.67	2,735.67
63743HFE7	NATIONAL RURAL UTILITIES COOPERATIVE FINANCE CORP 3.45 06/15/2025	04/27/2022 05/04/2022 95,000.00	94,988.73 0.00 0.00 94,989.38	418.79 0.00 691.92 273.12	0.65 0.00 0.65 273.78	273.78



# INCOME EARNED



City of Gardena Cons | Account #10647 | As of February 29, 2024

Cusip	Security Description	Trade Date Settle Date Units	Book Value: Begin Book Value: Acq Book Value: Disp Book Value: End	Prior Accrued Inc. Received Ending Accrued Total Interest	Accr. Of Discount Amort. Of Premium Net Accret/Amort Income Earned	Total Income
63743HFK3	NATIONAL RURAL UTILITIES COOPERATIVE FINANCE CORP 5.6 11/13/2026	11/14/2023 11/16/2023 390,000.00	393,400.20 0.00 0.00 393,300.09	5,399.33 0.00 7,219.33 1,820.00	0.00 (100.11) (100.11) 1,719.89	1,719.89
665859AW4	NORTHERN TRUST CORP 4.0 05/10/2027	10/05/2022 10/07/2022 450,000.00	440,674.19 0.00 0.00 440,900.70	4,050.00 0.00 5,550.00 1,500.00	226.51 0.00 226.51 1,726.51	1,726.51
69371RR40	PACCAR FINANCIAL CORP 0.5 08/09/2024	08/03/2021 08/09/2021 80,000.00	79,992.51 0.00 0.00 79,993.65	191.11 200.00 24.44 33.33	1.14 0.00 1.14 34.48	34.48
69371RR57	PACCAR FINANCIAL CORP 0.9 11/08/2024	11/02/2021 11/08/2021 175,000.00	174,998.48 0.00 0.00 174,998.64	363.12 0.00 494.38 131.25	0.16 0.00 0.16 131.41	131.41
69371RS80	PACCAR FINANCIAL CORP 4.6 01/31/2029	01/24/2024 01/31/2024 410,000.00	409,332.07 0.00 0.00 409,342.67	52.39 0.00 1,624.06 1,571.67	10.61 0.00 10.61 1,582.27	1,582.27
74456QBU9	PUBLIC SERVICE ELECTRIC AND GAS CO 3.7 05/01/2028	09/06/2023 09/08/2023 300,000.00	284,280.70 0.00 0.00 284,574.62	2,775.00 0.00 3,700.00 925.00	293.91 0.00 293.91 1,218.91	1,218.91
78015K7C2	ROYAL BANK OF CANADA 2.25 11/01/2024	500,000.00	505,057.16 0.00 0.00 504,521.91	2,812.50 0.00 3,750.00 937.50	0.00 (535.25) (535.25) 402.25	402.25
78016HZT0	ROYAL BANK OF CANADA 4.875 01/19/2027	01/10/2024 01/19/2024 150,000.00	149,962.94 0.00 0.00 149,963.94	243.75 0.00 853.12 609.38	0.99 0.00 0.99 610.37	610.37
79466LAG9	SALESFORCE INC 0.625 07/15/2024	06/29/2021 07/12/2021 35,000.00	34,997.32 0.00 0.00 34,997.79	9.72 0.00 27.95 18.23	0.47 0.00 0.47 18.70	18.70

# INCOME EARNED



City of Gardena Cons | Account #10647 | As of February 29, 2024

Cusip	Security Description	Trade Date Settle Date Units	Book Value: Begin Book Value: Acq Book Value: Disp Book Value: End	Prior Accrued Inc. Received Ending Accrued Total Interest	Accr. Of Discount Amort. Of Premium Net Accret/Amort Income Earned	Total Income
808513BN4	CHARLES SCHWAB CORP 0.75 03/18/2024	245,000.00	245,017.52 0.00 0.00 244,999.26	678.85 0.00 831.98 153.12	1.26 (19.51) (18.26) 134.87	134.87
857477BR3	STATE STREET CORP 1.746 02/06/2026	02/02/2022 02/07/2022 90,000.00	90,000.00 0.00 0.00 90,000.00	763.88 785.70 109.12 130.95	0.00 0.00 0.00 130.95	130.95
89114QCB2	TORONTO-DOMINION BANK 3.25 03/11/2024	500,000.00	500,896.60 0.00 0.00 500,229.90	6,319.44 0.00 7,673.61 1,354.17	0.00 (666.70) (666.70) 687.46	687.46
89115A2V3	TORONTO-DOMINION BANK 5.264 12/11/2026	12/04/2023 12/11/2023 160,000.00	160,000.00 0.00 0.00 160,000.00	1,169.78 0.00 1,871.64 701.87	0.00 0.00 0.00 701.87	701.87
89236TJH9	TOYOTA MOTOR CREDIT CORP 0.5 06/18/2024	12/06/2021 12/08/2021 300,000.00	299,358.59 0.00 0.00 299,493.38	179.17 0.00 304.17 125.00	134.79 0.00 134.79 259.79	259.79
89238FAD5	TAOT 2022-B A3 2.93 09/15/2026	04/07/2022 04/13/2022 106,038.17	112,816.13 0.00 (6,779.09) 106,037.13	146.91 275.46 138.09 266.63	0.10 0.00 0.10 266.73	266.73
89238JAC9	TAOT 2021-D A3 0.71 04/15/2026	11/09/2021 11/15/2021 39,483.80	42,838.15 0.00 (3,354.62) 39,483.56	13.52 25.35 12.46 24.29	0.03 0.00 0.03 24.32	24.32
912797GB7	UNITED STATES TREASURY 07/11/2024	02/26/2024 02/27/2024 600,000.00	588,412.50 0.00 588,670.00	0.00 0.00 0.00	257.50 0.00 257.50	257.50
9128283F5	UNITED STATES TREASURY 2.25 11/15/2027	12/20/2022 12/21/2022 800,000.00	756,443.23 0.00 0.00 757,356.57	3,857.14 0.00 5,291.21 1,434.07	913.34 0.00 913.34 2,347.40	2,347.40

# INCOME EARNED



City of Gardena Cons | Account #10647 | As of February 29, 2024

Cusip	Security Description	Trade Date Settle Date Units	Book Value: Begin Book Value: Acq Book Value: Disp Book Value: End	Prior Accrued Inc. Received Ending Accrued Total Interest	Accr. Of Discount Amort. Of Premium Net Accret/Amort Income Earned	Total Income
9128284Z0	UNITED STATES TREASURY 2.75 08/31/2025	750,000.00	770,509.61 0.00 0.00 769,478.80	8,725.96 10,312.50 56.05 1,642.58	0.00 (1,030.81) (1,030.81) 611.77	611.77
9128286L9	UNITED STATES TREASURY 2.25 03/31/2026	02/25/2022 02/28/2022 750,000.00	755,329.52 0.00 0.00 755,133.63	5,717.21 0.00 7,054.30 1,337.09	0.00 (195.89) (195.89) 1,141.20	1,141.20
912828B66	UNITED STATES TREASURY 2.75 02/15/2024	02/15/2022 02/16/2022 0.00	750,331.39 0.00 (750,000.00) 0.00	9,527.85 10,312.50 0.00 784.65	0.00 (331.39) (331.39) 453.26	453.26
912828R36	UNITED STATES TREASURY 1.625 05/15/2026	10/14/2021 10/15/2021 250,000.00	253,563.54 0.00 0.00 253,439.63	870.54 0.00 1,194.20 323.66	0.00 (123.91) (123.91) 199.75	199.75
912828U24	UNITED STATES TREASURY 2.0 11/15/2026	03/29/2022 03/30/2022 625,000.00	615,916.93 0.00 0.00 616,175.68	2,678.57 0.00 3,674.45 995.88	258.75 0.00 258.75 1,254.63	1,254.63
912828W71	UNITED STATES TREASURY 2.125 03/31/2024	750,000.00	751,749.73 0.00 0.00 750,889.69	5,399.59 0.00 6,662.40 1,262.81	0.00 (860.04) (860.04) 402.77	402.77
912828WJ5	UNITED STATES TREASURY 2.5 05/15/2024	750,000.00	752,925.35 0.00 0.00 752,109.63	4,017.86 0.00 5,511.68 1,493.82	0.00 (815.72) (815.72) 678.09	678.09
912828X88	UNITED STATES TREASURY 2.375 05/15/2027	06/09/2022 06/10/2022 350,000.00	342,450.31 0.00 0.00 342,632.92	1,781.25 0.00 2,443.51 662.26	182.60 0.00 182.60 844.86	844.86
912828Y87	UNITED STATES TREASURY 1.75 07/31/2024	01/31/2020 01/31/2020 300,000.00	300,573.20 0.00 0.00 300,481.36	14.42 0.00 432.69 418.27	0.00 (91.84) (91.84) 326.43	326.43

# INCOME EARNED



City of Gardena Cons | Account #10647 | As of February 29, 2024

Cusip	Security Description	Trade Date Settle Date Units	Book Value: Begin Book Value: Acq Book Value: Disp Book Value: End	Prior Accrued Inc. Received Ending Accrued Total Interest	Accr. Of Discount Amort. Of Premium Net Accret/Amort Income Earned	Total Income
912828YG9	UNITED STATES TREASURY 1.625 09/30/2026	12/28/2021 12/29/2021 300,000.00	302,965.77 0.00 0.00 302,877.28	1,651.64 0.00 2,037.91 386.27	0.00 (88.48) (88.48) 297.79	297.79
912828Z52	UNITED STATES TREASURY 1.375 01/31/2025	02/17/2022 02/18/2022 750,000.00	747,569.69 0.00 0.00 747,762.79	28.33 0.00 849.93 821.60	193.09 0.00 193.09 1,014.69	1,014.69
912828ZF0	UNITED STATES TREASURY 0.5 03/31/2025	03/25/2021 03/29/2021 350,000.00	349,683.02 0.00 0.00 349,704.70	592.90 0.00 731.56 138.66	21.68 0.00 21.68 160.34	160.34
912828ZT0	UNITED STATES TREASURY 0.25 05/31/2025	02/25/2021 02/26/2021 365,000.00	363,332.38 0.00 0.00 363,432.10	157.07 0.00 229.37 72.30	99.71 0.00 99.71 172.02	172.02
91282CAZ4	UNITED STATES TREASURY 0.375 11/30/2025	750,000.00	743,223.54 0.00 0.00 743,517.73	484.12 0.00 706.97 222.85	294.19 0.00 294.19 517.04	517.04
91282CBV2	UNITED STATES TREASURY 0.375 04/15/2024	500,000.00	500,009.45 0.00 0.00 500,005.75	558.40 0.00 706.97 148.57	4.73 (8.44) (3.70) 144.86	144.86
91282CCG4	UNITED STATES TREASURY 0.25 06/15/2024	06/17/2021 06/18/2021 400,000.00	399,739.46 0.00 0.00 399,795.43	131.15 0.00 210.38 79.24	55.97 0.00 55.97 135.20	135.20
91282CCT6	UNITED STATES TREASURY 0.375 08/15/2024	08/25/2021 08/26/2021 400,000.00	399,839.11 0.00 0.00 399,862.92	692.93 750.00 61.81 118.88	23.80 0.00 23.80 142.68	142.68
91282CDH1	UNITED STATES TREASURY 0.75 11/15/2024	11/18/2021 11/19/2021 750,000.00	749,505.49 0.00 0.00 749,555.29	1,205.36 0.00 1,653.50 448.15	49.79 0.00 49.79 497.94	497.94

# INCOME EARNED



City of Gardena Cons | Account #10647 | As of February 29, 2024

Cusip	Security Description	Trade Date Settle Date Units	Book Value: Begin Book Value: Acq Book Value: Disp Book Value: End	Prior Accrued Inc. Received Ending Accrued Total Interest	Accr. Of Discount Amort. Of Premium Net Accret/Amort Income Earned	Total Income
91282CEF4	UNITED STATES TREASURY 2.5 03/31/2027	750,000.00	741,110.25 0.00 0.00 741,333.65	6,352.46 0.00 7,838.11 1,485.66	223.40 0.00 223.40 1,709.06	1,709.06
91282CFM8	UNITED STATES TREASURY 4.125 09/30/2027	10/26/2022 10/27/2022 570,000.00	568,825.12 0.00 0.00 568,850.60	7,965.98 0.00 9,829.00 1,863.01	25.48 0.00 25.48 1,888.50	1,888.50
91282CFP1	UNITED STATES TREASURY 4.25 10/15/2025	06/23/2023 06/26/2023 550,000.00	547,032.14 0.00 0.00 547,170.52	6,961.41 0.00 8,813.52 1,852.12	138.37 0.00 138.37 1,990.49	1,990.49
91282CGC9	UNITED STATES TREASURY 3.875 12/31/2027	05/25/2023 05/26/2023 500,000.00	498,205.78 0.00 0.00 498,242.19	1,703.30 0.00 3,246.91 1,543.61	36.41 0.00 36.41 1,580.02	1,580.02
91282CJP7	UNITED STATES TREASURY 4.375 12/15/2026	12/27/2023 12/28/2023 300,000.00	302,812.33 0.00 0.00 302,734.50	1,721.31 0.00 2,761.27 1,039.96	0.00 (77.82) (77.82) 962.14	962.14
91324PEB4	UNITEDHEALTH GROUP INC 0.55 05/15/2024	11/24/2021 11/29/2021 500,000.00	499,277.33 0.00 0.00 499,478.84	580.56 0.00 809.72 229.17	201.51 0.00 201.51 430.68	430.68
931142ERO	WALMART INC 1.05 09/17/2026	09/08/2021 09/17/2021 40,000.00	39,960.29 0.00 0.00 39,961.49	156.33 0.00 191.33 35.00	1.20 0.00 1.20 36.20	36.20
931142EW9	WALMART INC 3.9 09/09/2025	09/06/2022 09/09/2022 80,000.00	79,970.06 0.00 0.00 79,971.54	1,230.67 0.00 1,490.67 260.00	1.48 0.00 1.48 261.48	261.48
<b>Total Fixed Income</b>			<b>32,088,373.36</b> <b>1,068,916.50</b> <b>(1,018,509.77)</b> <b>32,142,422.24</b>	<b>189,833.77</b> <b>76,168.03</b> <b>183,668.46</b> <b>70,002.72</b>	<b>10,891.02</b> <b>(7,248.87)</b> <b>3,642.15</b> <b>73,644.87</b>	<b>73,644.87</b>

**LAIF**

# INCOME EARNED



City of Gardena Cons | Account #10647 | As of February 29, 2024

Cusip	Security Description	Trade Date Settle Date Units	Book Value: Begin Book Value: Acq Book Value: Disp Book Value: End	Prior Accrued Inc. Received Ending Accrued Total Interest	Accr. Of Discount Amort. Of Premium Net Accret/Amort Income Earned	Total Income
90LAIF\$00	State Pool	5,448,657.71	5,448,657.71 0.00 0.00 5,448,657.71	0.00 0.00 0.00 0.00	0.00 0.00 0.00 0.00	0.00
<b>Total LAIF</b>		<b>5,448,657.71</b>	<b>5,448,657.71</b>	<b>0.00</b>	<b>0.00</b>	<b>0.00</b>
<b>LOCAL GOV INVESTMENT POOL</b>						
09CATR\$05	CalTrust MTF	689,795.80	6,906,657.77 20,947.10 0.00 6,927,604.87	0.00 20,947.10 0.00 20,947.10	0.00 0.00 0.00 20,947.10	20,947.10
90CAMP\$00	CAMP	7,773,973.06	7,740,224.37 33,748.69 0.00 7,773,973.06	0.00 33,748.69 0.00 33,748.69	0.00 0.00 0.00 33,748.69	33,748.69
90CAMP\$06	CAMP	12/31/2023 12/31/2023 35,000,000.00	35,000,000.00 0.00 0.00 35,000,000.00	0.00 0.00 0.00 0.00	0.00 0.00 0.00 0.00	0.00
<b>Total Local Gov Investment Pool</b>		<b>43,463,768.86</b>	<b>49,646,882.14</b> <b>54,695.79</b> <b>0.00</b> <b>49,701,577.93</b>	<b>0.00</b> <b>54,695.79</b> <b>0.00</b> <b>54,695.79</b>	<b>0.00</b> <b>0.00</b> <b>0.00</b> <b>54,695.79</b>	<b>54,695.79</b>
<b>TOTAL PORTFOLIO</b>		<b>81,593,713.08</b>	<b>87,482,727.77</b> <b>2,188,991.54</b> <b>(2,057,155.20)</b> <b>87,619,368.48</b>	<b>189,833.77</b> <b>131,836.36</b> <b>183,668.46</b> <b>125,671.05</b>	<b>10,891.02</b> <b>(7,248.87)</b> <b>3,642.15</b> <b>129,313.20</b>	<b>129,313.20</b>

# CASH FLOW REPORT



City of Gardena Cons | Account #10647 | As of February 29, 2024

Payment Date	Transaction Type	CUSIP	Quantity	Security Description	Principal Amount	Income	Total Amount
<b>MARCH 2024</b>							
03/01/2024	Dividend	31846V203	0.00		2,134.30		2,134.30
03/01/2024	Dividend		0.00		0.46		0.46
03/01/2024	Coupon	46647PAH9	0.00	JPMORGAN CHASE & CO 3.22 03/01/2025		8,050.00	8,050.00
03/01/2024	Call Redemption	46647PAH9	(500,000.00)	JPMORGAN CHASE & CO 3.22 03/01/2025	500,000.00		500,000.00
03/07/2024	Coupon	24422EWB1	0.00	JOHN DEERE CAPITAL CORP 2.125 03/07/2025		1,381.25	1,381.25
03/08/2024	Coupon	3130AT3H8	0.00	FEDERAL HOME LOAN BANKS 3.375 03/08/2024		7,762.50	7,762.50
03/08/2024	Maturity	3130AT3H8	(460,000.00)	FEDERAL HOME LOAN BANKS 3.375 03/08/2024	460,000.00		460,000.00
03/11/2024	Coupon	3130ATS57	0.00	FEDERAL HOME LOAN BANKS 4.5 03/10/2028		15,750.00	15,750.00
03/11/2024	Coupon	57636QAW4	0.00	MASTERCARD INC 4.875 03/09/2028		7,068.75	7,068.75
03/11/2024	Coupon	89114QCB2	0.00	TORONTO-DOMINION BANK 3.25 03/11/2024		8,125.00	8,125.00
03/11/2024	Maturity	89114QCB2	(500,000.00)	TORONTO-DOMINION BANK 3.25 03/11/2024	500,000.00		500,000.00
03/11/2024	Coupon	931142EW9	0.00	WALMART INC 3.9 09/09/2025		1,560.00	1,560.00
03/15/2024	Coupon	02582JJT8	185,000.00	AMXCA 2022-2 A 3.39 05/15/2025		522.62	522.62
03/15/2024	Coupon	02582JJZ4	125,000.00	AMXCA 2023-1 A 4.87 05/15/2028		507.29	507.29
03/15/2024	Coupon	02582JKD1	340,000.00	AMXCA 2023-3 A 5.23 09/15/2028		1,481.83	1,481.83
03/15/2024	Coupon	161571HT4	340,000.00	CHAIT 2023-1 A 5.16 09/15/2028		1,462.00	1,462.00
03/15/2024	Coupon	437076CR1	110,000.00	HOME DEPOT INC 4.0 09/15/2025		2,200.00	2,200.00
03/15/2024	Coupon	43815BAC4	140,848.64	HAROT 2022-1 A3 1.88 05/15/2026		220.66	220.66
03/15/2024	Principal Paydown	43815BAC4	140,848.64	HAROT 2022-1 A3 1.88 05/15/2026	9,909.68		9,909.68
03/15/2024	Coupon	448979AD6	155,000.00	HART 2023-A A3 4.58 04/15/2027		591.58	591.58
03/15/2024	Coupon	47787CAC7	310,000.00	JDOT 2023-C A3 5.48 05/15/2028		1,415.67	1,415.67
03/15/2024	Coupon	47787JAC2	95,009.88	JDOT 2022 A3 0.36 09/15/2026		183.69	183.69
03/15/2024	Principal Paydown	47787JAC2	95,009.88	JDOT 2022 A3 0.36 09/15/2026	4,744.42		4,744.42
03/15/2024	Coupon	47788UAC6	12,423.41	JDOT 2021 A3 0.36 09/15/2025		3.73	3.73
03/15/2024	Principal Paydown	47788UAC6	12,423.41	JDOT 2021 A3 0.36 09/15/2025	1,569.30		1,569.30
03/15/2024	Coupon	47789QAC4	34,488.22	JDOT 2021-B A3 0.52 03/16/2026		14.94	14.94
03/15/2024	Principal Paydown	47789QAC4	34,488.22	JDOT 2021-B A3 0.52 03/16/2026	3,131.44		3,131.44
03/15/2024	Coupon	47800AAC4	135,000.00	JDOT 2022-B A3 3.74 02/16/2027		420.75	420.75
03/15/2024	Coupon	47800BAC2	220,000.00	JDOT 2022-C A3 5.09 06/15/2027		933.17	933.17
03/15/2024	Coupon	58770AAC7	105,000.00	MBART 2023-1 A3 4.51 11/15/2027		394.62	394.62
03/15/2024	Coupon	89238FAD5	106,038.17	TAOT 2022-B A3 2.93 09/15/2026		258.91	258.91

# CASH FLOW REPORT



City of Gardena Cons | Account #10647 | As of February 29, 2024

Payment Date	Transaction Type	CUSIP	Quantity	Security Description	Principal Amount	Income	Total Amount
03/15/2024	Principal Paydown	89238FAD5	106,038.17	TAOT 2022-B A3 2.93 09/15/2026	6,326.91		6,326.91
03/15/2024	Coupon	89238JAC9	39,483.80	TAOT 2021-D A3 0.71 04/15/2026		23.36	23.36
03/15/2024	Principal Paydown	89238JAC9	39,483.80	TAOT 2021-D A3 0.71 04/15/2026	3,157.38		3,157.38
03/18/2024	Coupon	362583AD8	115,000.00	GMCAR 2023-2 A3 4.47 02/16/2028		428.38	428.38
03/18/2024	Coupon	36265WAD5	90,000.00	GMCAR 2022-3 A3 3.64 04/16/2027		273.00	273.00
03/18/2024	Coupon	43815PAC3	105,000.00	HAROT 2022-2 A3 3.73 07/20/2026		326.38	326.38
03/18/2024	Coupon	808513BN4	245,000.00	CHARLES SCHWAB CORP 0.75 03/18/2024		918.75	918.75
03/18/2024	Final Maturity	808513BN4	245,000.00	CHARLES SCHWAB CORP 0.75 03/18/2024	245,000.00		245,000.00
03/18/2024	Coupon	931142ER0	40,000.00	WALMART INC 1.05 09/17/2026		210.00	210.00
03/19/2024	Coupon	459058GQ0	225,000.00	INTERNATIONAL BANK FOR RECONSTRUCTION AND DEVELOPM 2.5 03/19/2024		2,812.50	2,812.50
03/19/2024	Final Maturity	459058GQ0	225,000.00	INTERNATIONAL BANK FOR RECONSTRUCTION AND DEVELOPM 2.5 03/19/2024	225,000.00		225,000.00
03/20/2024	Coupon	379929AD4	75,000.00	GMALT 2023-3 A3 5.38 11/20/2026		336.25	336.25
03/21/2024	Coupon	43813GAC5	7,843.03	HAROT 2021-1 A3 0.27 04/21/2025		1.93	1.93
03/21/2024	Principal Paydown	43813GAC5	7,843.03	HAROT 2021-1 A3 0.27 04/21/2025	2,425.34		2,425.34
03/21/2024	Coupon	43815GAC3	50,393.74	HAROT 2021-4 A3 0.88 01/21/2026		36.96	36.96
03/21/2024	Principal Paydown	43815GAC3	50,393.74	HAROT 2021-4 A3 0.88 01/21/2026	4,206.62		4,206.62
03/21/2024	Coupon	43815JAC7	70,000.00	HAROT 2023-1 A3 5.04 04/21/2027		294.00	294.00
03/25/2024	Coupon	05593AAC3	40,000.00	BMWLT 2023-1 A3 5.16 11/25/2025		172.00	172.00
03/25/2024	Coupon	05601XAC3	5,438.91	BMWLT 2022-1 A3 1.03 03/25/2025		4.99	4.99
03/25/2024	Effective Maturity	05601XAC3	5,438.91	BMWLT 2022-1 A3 1.03 03/25/2025	5,438.91		5,438.91
03/25/2024	Coupon	05602RAD3	255,608.10	BMWOT 2022-A A3 3.21 08/25/2026		687.87	687.87
03/25/2024	Principal Paydown	05602RAD3	255,608.10	BMWOT 2022-A A3 3.21 08/25/2026	16,984.77		16,984.77
03/25/2024	Coupon	3137BNGT5	500,000.00	FHMS K-054 A2 2.745 01/25/2026		1,143.75	1,143.75
03/25/2024	Coupon	3137BVZ82	320,000.00	FHMS K-063 A2 3.43 01/25/2027		914.67	914.67
03/25/2024	Coupon	3137FEBQ2	500,000.00	FHMS K-072 A2 3.444 12/25/2027		1,435.00	1,435.00
03/25/2024	Coupon	3137FETN0	465,000.00	FHMS K-073 A2 3.35 01/25/2028		1,298.12	1,298.12
03/25/2024	Coupon	3137FHPJ6	325,000.00	FHMS K-080 A2 3.926 07/25/2028		1,063.29	1,063.29
03/25/2024	Coupon	3137FJEH8	155,000.00	FHMS K-081 A2 3.9 08/25/2028		503.75	503.75
03/25/2024	Coupon	3137FJXV6	297,000.00	FHMS K-083 A2 4.05 09/25/2028		1,002.38	1,002.38
03/25/2024	Coupon	3137FJZ93	240,000.00	FHMS K-084 A2 3.78 10/25/2028		756.00	756.00



# CASH FLOW REPORT



City of Gardena Cons | Account #10647 | As of February 29, 2024

Payment Date	Transaction Type	CUSIP	Quantity	Security Description	Principal Amount	Income	Total Amount
03/25/2024	Coupon	3137H4BY5	315,000.00	FHMS K-746 A2 2.031 09/25/2028		533.14	533.14
03/25/2024	Coupon	4581X0DZ8	260,000.00	INTER-AMERICAN DEVELOPMENT BANK 0.5 09/23/2024		650.00	650.00
<b>March 2024 Total</b>					<b>1,990,029.53</b>	<b>76,135.43</b>	<b>2,066,164.96</b>
<b>APRIL 2024</b>							
04/01/2024	Coupon	9128286L9	750,000.00	UNITED STATES TREASURY 2.25 03/31/2026		8,437.50	8,437.50
04/01/2024	Coupon	912828W71	750,000.00	UNITED STATES TREASURY 2.125 03/31/2024		7,968.75	7,968.75
04/01/2024	Final Maturity	912828W71	750,000.00	UNITED STATES TREASURY 2.125 03/31/2024	750,000.00		750,000.00
04/01/2024	Coupon	912828YG9	300,000.00	UNITED STATES TREASURY 1.625 09/30/2026		2,437.50	2,437.50
04/01/2024	Coupon	912828ZF0	350,000.00	UNITED STATES TREASURY 0.5 03/31/2025		875.00	875.00
04/01/2024	Coupon	91282CEF4	750,000.00	UNITED STATES TREASURY 2.5 03/31/2027		9,375.00	9,375.00
04/01/2024	Coupon	91282CFM8	570,000.00	UNITED STATES TREASURY 4.125 09/30/2027		11,756.25	11,756.25
04/12/2024	Final Maturity	62479LDC6	600,000.00	MUFG Bank, Ltd., New York Branch 04/12/2024	600,000.00		600,000.00
04/15/2024	Coupon	02582JIT8	185,000.00	AMXCA 2022-2 A 3.39 05/15/2025		522.62	522.62
04/15/2024	Coupon	02582JIZ4	125,000.00	AMXCA 2023-1 A 4.87 05/15/2028		507.29	507.29
04/15/2024	Coupon	02582JKD1	340,000.00	AMXCA 2023-3 A 5.23 09/15/2028		1,481.83	1,481.83
04/15/2024	Coupon	161571HT4	340,000.00	CHAIT 2023-1 A 5.16 09/15/2028		1,462.00	1,462.00
04/15/2024	Coupon	20030NCS8	400,000.00	COMCAST CORP 3.95 10/15/2025		7,900.00	7,900.00
04/15/2024	Coupon	43815BAC4	140,848.64	HAROT 2022-1 A3 1.88 05/15/2026		205.14	205.14
04/15/2024	Principal Paydown	43815BAC4	140,848.64	HAROT 2022-1 A3 1.88 05/15/2026	9,771.17		9,771.17
04/15/2024	Coupon	448979AD6	155,000.00	HART 2023-A A3 4.58 04/15/2027		591.58	591.58
04/15/2024	Coupon	47787CAC7	310,000.00	JDOT 2023-C A3 5.48 05/15/2028		1,415.67	1,415.67
04/15/2024	Coupon	47787JAC2	95,009.88	JDOT 2022 A3 0.36 09/15/2026		174.33	174.33
04/15/2024	Principal Paydown	47787JAC2	95,009.88	JDOT 2022 A3 0.36 09/15/2026	6,524.70		6,524.70
04/15/2024	Coupon	47788UAC6	12,423.41	JDOT 2021 A3 0.36 09/15/2025		3.26	3.26
04/15/2024	Principal Paydown	47788UAC6	12,423.41	JDOT 2021 A3 0.36 09/15/2025	1,752.99		1,752.99
04/15/2024	Coupon	47789QAC4	34,488.22	JDOT 2021-B A3 0.52 03/16/2026		13.59	13.59
04/15/2024	Principal Paydown	47789QAC4	34,488.22	JDOT 2021-B A3 0.52 03/16/2026	3,994.03		3,994.03
04/15/2024	Coupon	47800AAC4	135,000.00	JDOT 2022-B A3 3.74 02/16/2027		420.75	420.75
04/15/2024	Coupon	47800BAC2	220,000.00	JDOT 2022-C A3 5.09 06/15/2027		933.17	933.17
04/15/2024	Coupon	58770AAC7	105,000.00	MBART 2023-1 A3 4.51 11/15/2027		394.62	394.62
04/15/2024	Coupon	89238FAD5	106,038.17	TAOT 2022-B A3 2.93 09/15/2026		242.83	242.83

# CASH FLOW REPORT



City of Gardena Cons | Account #10647 | As of February 29, 2024

Payment Date	Transaction Type	CUSIP	Quantity	Security Description	Principal Amount	Income	Total Amount
04/15/2024	Principal Paydown	89238FAD5	106,038.17	TAOT 2022-B A3 2.93 09/15/2026	6,861.02		6,861.02
04/15/2024	Coupon	89238JAC9	39,483.80	TAOT 2021-D A3 0.71 04/15/2026		21.38	21.38
04/15/2024	Principal Paydown	89238JAC9	39,483.80	TAOT 2021-D A3 0.71 04/15/2026	3,461.61		3,461.61
04/15/2024	Dividend	90LAIF500	5,448,657.71	State Pool	18,472.46		18,472.46
04/15/2024	Coupon	91282CBV2	500,000.00	UNITED STATES TREASURY 0.375 04/15/2024		937.50	937.50
04/15/2024	Final Maturity	91282CBV2	500,000.00	UNITED STATES TREASURY 0.375 04/15/2024	500,000.00		500,000.00
04/15/2024	Coupon	91282CFP1	550,000.00	UNITED STATES TREASURY 4.25 10/15/2025		11,687.50	11,687.50
04/16/2024	Coupon	362583AD8	115,000.00	GMCAR 2023-2 A3 4.47 02/16/2028		428.38	428.38
04/16/2024	Coupon	36265WAD5	90,000.00	GMCAR 2022-3 A3 3.64 04/16/2027		273.00	273.00
04/16/2024	Coupon	45950KCR9	160,000.00	INTERNATIONAL FINANCE CORP 1.375 10/16/2024		1,100.00	1,100.00
04/18/2024	Coupon	43815PAC3	105,000.00	HAROT 2022-2 A3 3.73 07/20/2026		326.38	326.38
04/22/2024	Coupon	379929AD4	75,000.00	GMALT 2023-3 A3 5.38 11/20/2026		336.25	336.25
04/22/2024	Coupon	43813GAC5	7,843.03	HAROT 2021-1 A3 0.27 04/21/2025		1.38	1.38
04/22/2024	Principal Paydown	43813GAC5	7,843.03	HAROT 2021-1 A3 0.27 04/21/2025	2,457.51		2,457.51
04/22/2024	Coupon	43815GAC3	50,393.74	HAROT 2021-4 A3 0.88 01/21/2026		33.87	33.87
04/22/2024	Principal Paydown	43815GAC3	50,393.74	HAROT 2021-4 A3 0.88 01/21/2026	4,314.68		4,314.68
04/22/2024	Coupon	43815JAC7	70,000.00	HAROT 2023-1 A3 5.04 04/21/2027		294.00	294.00
04/25/2024	Coupon	05593AAC3	40,000.00	BMWLT 2023-1 A3 5.16 11/25/2025		172.00	172.00
04/25/2024	Principal Paydown	05593AAC3	40,000.00	BMWLT 2023-1 A3 5.16 11/25/2025	2,727.50		2,727.50
04/25/2024	Coupon	05602RAD3	255,608.10	BMWOT 2022-A A3 3.21 08/25/2026		642.44	642.44
04/25/2024	Principal Paydown	05602RAD3	255,608.10	BMWOT 2022-A A3 3.21 08/25/2026	17,651.35		17,651.35
04/25/2024	Coupon	3137BNGT5	500,000.00	FHMS K-054 A2 2.745 01/25/2026		1,143.75	1,143.75
04/25/2024	Coupon	3137BVZ82	320,000.00	FHMS K-063 A2 3.43 01/25/2027		914.67	914.67
04/25/2024	Coupon	3137FEBQ2	500,000.00	FHMS K-072 A2 3.444 12/25/2027		1,435.00	1,435.00
04/25/2024	Coupon	3137FETN0	465,000.00	FHMS K-073 A2 3.35 01/25/2028		1,298.12	1,298.12
04/25/2024	Coupon	3137FHPJ6	325,000.00	FHMS K-080 A2 3.926 07/25/2028		1,063.29	1,063.29
04/25/2024	Coupon	3137FJEH8	155,000.00	FHMS K-081 A2 3.9 08/25/2028		503.75	503.75
04/25/2024	Coupon	3137FJXV6	297,000.00	FHMS K-083 A2 4.05 09/25/2028		1,002.38	1,002.38
04/25/2024	Coupon	3137FJZ93	240,000.00	FHMS K-084 A2 3.78 10/25/2028		756.00	756.00
04/25/2024	Coupon	3137H4BY5	315,000.00	FHMS K-746 A2 2.031 09/25/2028		533.14	533.14
<b>April 2024 Total</b>					<b>1,927,989.02</b>	<b>82,022.84</b>	<b>2,010,011.86</b>

# CASH FLOW REPORT



City of Gardena Cons | Account #10647 | As of February 29, 2024

Payment Date	Transaction Type	CUSIP	Quantity	Security Description	Principal Amount	Income	Total Amount
<b>MAY 2024</b>							
05/01/2024	Coupon	74456QBU9	300,000.00	PUBLIC SERVICE ELECTRIC AND GAS CO 3.7 05/01/2028		5,550.00	5,550.00
05/01/2024	Coupon	78015K7C2	500,000.00	ROYAL BANK OF CANADA 2.25 11/01/2024		5,625.00	5,625.00
05/07/2024	Coupon	3135G06G3	350,000.00	FEDERAL NATIONAL MORTGAGE ASSOCIATION 0.5 11/07/2025		875.00	875.00
05/08/2024	Coupon	69371RR57	175,000.00	PACCAR FINANCIAL CORP 0.9 11/08/2024		787.50	787.50
05/10/2024	Coupon	665859AW4	450,000.00	NORTHERN TRUST CORP 4.0 05/10/2027		9,000.00	9,000.00
05/13/2024	Coupon	023135BW5	130,000.00	AMAZON.COM INC 0.45 05/12/2024		292.50	292.50
05/13/2024	Final Maturity	023135BW5	130,000.00	AMAZON.COM INC 0.45 05/12/2024	130,000.00		130,000.00
05/13/2024	Coupon	63743HFK3	390,000.00	NATIONAL RURAL UTILITIES COOPERATIVE FINANCE CORP 5.6 11/13/2026		11,587.33	11,587.33
05/15/2024	Coupon	02582JIT8	185,000.00	AMXCA 2022-2 A 3.39 05/15/2025		522.62	522.62
05/15/2024	Coupon	02582JJZ4	125,000.00	AMXCA 2023-1 A 4.87 05/15/2028		507.29	507.29
05/15/2024	Coupon	02582JKD1	340,000.00	AMXCA 2023-3 A 5.23 09/15/2028		1,481.83	1,481.83
05/15/2024	Coupon	161571HT4	340,000.00	CHAIT 2023-1 A 5.16 09/15/2028		1,462.00	1,462.00
05/15/2024	Coupon	43815BAC4	140,848.64	HAROT 2022-1 A3 1.88 05/15/2026		189.83	189.83
05/15/2024	Principal Paydown	43815BAC4	140,848.64	HAROT 2022-1 A3 1.88 05/15/2026	9,396.82		9,396.82
05/15/2024	Coupon	448979AD6	155,000.00	HART 2023-A A3 4.58 04/15/2027		591.58	591.58
05/15/2024	Coupon	47787CAC7	310,000.00	JDOT 2023-C A3 5.48 05/15/2028		1,415.67	1,415.67
05/15/2024	Coupon	47787JAC2	95,009.88	JDOT 2022 A3 0.36 09/15/2026		161.71	161.71
05/15/2024	Principal Paydown	47787JAC2	95,009.88	JDOT 2022 A3 0.36 09/15/2026	6,329.42		6,329.42
05/15/2024	Coupon	47788UAC6	12,423.41	JDOT 2021 A3 0.36 09/15/2025		2.73	2.73
05/15/2024	Principal Paydown	47788UAC6	12,423.41	JDOT 2021 A3 0.36 09/15/2025	1,793.69		1,793.69
05/15/2024	Coupon	47789QAC4	34,488.22	JDOT 2021-B A3 0.52 03/16/2026		11.86	11.86
05/15/2024	Principal Paydown	47789QAC4	34,488.22	JDOT 2021-B A3 0.52 03/16/2026	4,054.47		4,054.47
05/15/2024	Coupon	47800AAC4	135,000.00	JDOT 2022-B A3 3.74 02/16/2027		420.75	420.75
05/15/2024	Coupon	47800BAC2	220,000.00	JDOT 2022-C A3 5.09 06/15/2027		933.17	933.17
05/15/2024	Coupon	58770AAC7	105,000.00	MBART 2023-1 A3 4.51 11/15/2027		394.62	394.62
05/15/2024	Coupon	89238FAD5	106,038.17	TAOT 2022-B A3 2.93 09/15/2026		226.07	226.07
05/15/2024	Principal Paydown	89238FAD5	106,038.17	TAOT 2022-B A3 2.93 09/15/2026	6,596.55		6,596.55
05/15/2024	Coupon	89238JAC9	39,483.80	TAOT 2021-D A3 0.71 04/15/2026		19.33	19.33

# CASH FLOW REPORT



City of Gardena Cons | Account #10647 | As of February 29, 2024

Payment Date	Transaction Type	CUSIP	Quantity	Security Description	Principal Amount	Income	Total Amount
05/15/2024	Principal Paydown	89238JAC9	39,483.80	TAOT 2021-D A3 0.71 04/15/2026	3,306.47		3,306.47
05/15/2024	Coupon	9128283F5	800,000.00	UNITED STATES TREASURY 2.25 11/15/2027		9,000.00	9,000.00
05/15/2024	Coupon	912828R36	250,000.00	UNITED STATES TREASURY 1.625 05/15/2026		2,031.25	2,031.25
05/15/2024	Coupon	912828U24	625,000.00	UNITED STATES TREASURY 2.0 11/15/2026		6,250.00	6,250.00
05/15/2024	Coupon	912828WJ5	750,000.00	UNITED STATES TREASURY 2.5 05/15/2024		9,375.00	9,375.00
05/15/2024	Final Maturity	912828WJ5	750,000.00	UNITED STATES TREASURY 2.5 05/15/2024	750,000.00		750,000.00
05/15/2024	Coupon	912828X88	350,000.00	UNITED STATES TREASURY 2.375 05/15/2027		4,156.25	4,156.25
05/15/2024	Coupon	91282CDH1	750,000.00	UNITED STATES TREASURY 0.75 11/15/2024		2,812.50	2,812.50
05/15/2024	Coupon	91324PEB4	500,000.00	UNITEDHEALTH GROUP INC 0.55 05/15/2024		1,375.00	1,375.00
05/15/2024	Final Maturity	91324PEB4	500,000.00	UNITEDHEALTH GROUP INC 0.55 05/15/2024	500,000.00		500,000.00
05/16/2024	Coupon	362583AD8	115,000.00	GMCAR 2023-2 A3 4.47 02/16/2028		428.38	428.38
05/16/2024	Coupon	36265WAD5	90,000.00	GMCAR 2022-3 A3 3.64 04/16/2027		273.00	273.00
05/17/2024	Coupon	14913R2L0	500,000.00	CATERPILLAR FINANCIAL SERVICES CORP 0.45 05/17/2024		1,125.00	1,125.00
05/17/2024	Final Maturity	14913R2L0	500,000.00	CATERPILLAR FINANCIAL SERVICES CORP 0.45 05/17/2024	500,000.00		500,000.00
05/17/2024	Coupon	58933YBH7	90,000.00	MERCK & CO INC 4.05 05/17/2028		1,822.50	1,822.50
05/20/2024	Coupon	379929AD4	75,000.00	GMALT 2023-3 A3 5.38 11/20/2026		336.25	336.25
05/20/2024	Coupon	43815PAC3	105,000.00	HAROT 2022-2 A3 3.73 07/20/2026		326.38	326.38
05/20/2024	Principal Paydown	43815PAC3	105,000.00	HAROT 2022-2 A3 3.73 07/20/2026	4,459.19		4,459.19
05/21/2024	Coupon	43813GAC5	7,843.03	HAROT 2021-1 A3 0.27 04/21/2025		0.83	0.83
05/21/2024	Principal Paydown	43813GAC5	7,843.03	HAROT 2021-1 A3 0.27 04/21/2025	2,385.38		2,385.38
05/21/2024	Coupon	43815GAC3	50,393.74	HAROT 2021-4 A3 0.88 01/21/2026		30.71	30.71
05/21/2024	Principal Paydown	43815GAC3	50,393.74	HAROT 2021-4 A3 0.88 01/21/2026	4,139.37		4,139.37
05/21/2024	Coupon	43815JAC7	70,000.00	HAROT 2023-1 A3 5.04 04/21/2027		294.00	294.00
05/27/2024	Coupon	05593AAC3	40,000.00	BMWLT 2023-1 A3 5.16 11/25/2025		160.27	160.27
05/27/2024	Principal Paydown	05593AAC3	40,000.00	BMWLT 2023-1 A3 5.16 11/25/2025	5,598.64		5,598.64
05/27/2024	Coupon	05602RAD3	255,608.10	BMWOT 2022-A A3 3.21 08/25/2026		595.22	595.22
05/27/2024	Principal Paydown	05602RAD3	255,608.10	BMWOT 2022-A A3 3.21 08/25/2026	16,911.20		16,911.20
05/27/2024	Coupon	3137BNGT5	500,000.00	FHMS K-054 A2 2.745 01/25/2026		1,143.75	1,143.75
05/27/2024	Coupon	3137BVZ82	320,000.00	FHMS K-063 A2 3.43 01/25/2027		914.67	914.67
05/27/2024	Coupon	3137FEBQ2	500,000.00	FHMS K-072 A2 3.444 12/25/2027		1,435.00	1,435.00

# CASH FLOW REPORT



City of Gardena Cons | Account #10647 | As of February 29, 2024

Payment Date	Transaction Type	CUSIP	Quantity	Security Description	Principal Amount	Income	Total Amount
05/27/2024	Coupon	3137FETN0	465,000.00	FHMS K-073 A2 3.35 01/25/2028		1,298.12	1,298.12
05/27/2024	Coupon	3137FHPJ6	325,000.00	FHMS K-080 A2 3.926 07/25/2028		1,063.29	1,063.29
05/27/2024	Coupon	3137FJEH8	155,000.00	FHMS K-081 A2 3.9 08/25/2028		503.75	503.75
05/27/2024	Coupon	3137FJXV6	297,000.00	FHMS K-083 A2 4.05 09/25/2028		1,002.38	1,002.38
05/27/2024	Coupon	3137FJZ93	240,000.00	FHMS K-084 A2 3.78 10/25/2028		756.00	756.00
05/27/2024	Coupon	3137H4BY5	315,000.00	FHMS K-746 A2 2.031 09/25/2028		533.14	533.14
05/31/2024	Coupon	912828ZT0	365,000.00	UNITED STATES TREASURY 0.25 05/31/2025		456.25	456.25
05/31/2024	Coupon	91282CAZ4	750,000.00	UNITED STATES TREASURY 0.375 11/30/2025		1,406.25	1,406.25
<b>May 2024 Total</b>					<b>1,944,971.20</b>	<b>92,963.53</b>	<b>2,037,934.73</b>
<b>JUNE 2024</b>							
06/11/2024	Coupon	89115A2V3	160,000.00	TORONTO-DOMINION BANK 5.264 12/11/2026		4,211.20	4,211.20
06/14/2024	Coupon	3130A1XJ2	155,000.00	FEDERAL HOME LOAN BANKS 2.875 06/14/2024		2,228.12	2,228.12
06/14/2024	Final Maturity	3130A1XJ2	155,000.00	FEDERAL HOME LOAN BANKS 2.875 06/14/2024	155,000.00		155,000.00
06/17/2024	Coupon	02582JJT8	185,000.00	AMXCA 2022-2 A 3.39 05/15/2025		522.62	522.62
06/17/2024	Coupon	02582JJZ4	125,000.00	AMXCA 2023-1 A 4.87 05/15/2028		507.29	507.29
06/17/2024	Coupon	02582JKD1	340,000.00	AMXCA 2023-3 A 5.23 09/15/2028		1,481.83	1,481.83
06/17/2024	Coupon	161571HT4	340,000.00	CHAIT 2023-1 A 5.16 09/15/2028		1,462.00	1,462.00
06/17/2024	Coupon	3133EPN50	650,000.00	FEDERAL FARM CREDIT BANKS FUNDING CORP 4.25 12/15/2028		13,812.50	13,812.50
06/17/2024	Coupon	362583AD8	115,000.00	GMCAR 2023-2 A3 4.47 02/16/2028		428.38	428.38
06/17/2024	Coupon	36265WAD5	90,000.00	GMCAR 2022-3 A3 3.64 04/16/2027		273.00	273.00
06/17/2024	Principal Paydown	36265WAD5	90,000.00	GMCAR 2022-3 A3 3.64 04/16/2027	5,542.41		5,542.41
06/17/2024	Coupon	43815BAC4	140,848.64	HAROT 2022-1 A3 1.88 05/15/2026		175.11	175.11
06/17/2024	Principal Paydown	43815BAC4	140,848.64	HAROT 2022-1 A3 1.88 05/15/2026	9,195.93		9,195.93
06/17/2024	Coupon	448979AD6	155,000.00	HART 2023-A A3 4.58 04/15/2027		591.58	591.58
06/17/2024	Coupon	47787CAC7	310,000.00	JDOT 2023-C A3 5.48 05/15/2028		1,415.67	1,415.67
06/17/2024	Coupon	47787JAC2	95,009.88	JDOT 2022 A3 0.36 09/15/2026		149.47	149.47
06/17/2024	Principal Paydown	47787JAC2	95,009.88	JDOT 2022 A3 0.36 09/15/2026	5,258.93		5,258.93
06/17/2024	Coupon	47788UAC6	12,423.41	JDOT 2021 A3 0.36 09/15/2025		2.19	2.19
06/17/2024	Principal Paydown	47788UAC6	12,423.41	JDOT 2021 A3 0.36 09/15/2025	1,494.06		1,494.06
06/17/2024	Coupon	47789QAC4	34,488.22	JDOT 2021-B A3 0.52 03/16/2026		10.10	10.10
06/17/2024	Principal Paydown	47789QAC4	34,488.22	JDOT 2021-B A3 0.52 03/16/2026	2,325.67		2,325.67

# CASH FLOW REPORT



City of Gardena Cons | Account #10647 | As of February 29, 2024

Payment Date	Transaction Type	CUSIP	Quantity	Security Description	Principal Amount	Income	Total Amount
06/17/2024	Coupon	47800AAC4	135,000.00	JDOT 2022-B A3 3.74 02/16/2027		420.75	420.75
06/17/2024	Principal Paydown	47800AAC4	135,000.00	JDOT 2022-B A3 3.74 02/16/2027	2,389.26		2,389.26
06/17/2024	Coupon	47800BAC2	220,000.00	JDOT 2022-C A3 5.09 06/15/2027		933.17	933.17
06/17/2024	Coupon	58770AAC7	105,000.00	MBART 2023-1 A3 4.51 11/15/2027		394.62	394.62
06/17/2024	Coupon	63743HFE7	95,000.00	NATIONAL RURAL UTILITIES COOPERATIVE FINANCE CORP 3.45 06/15/2025		1,638.75	1,638.75
06/17/2024	Coupon	89238FAD5	106,038.17	TAOT 2022-B A3 2.93 09/15/2026		209.97	209.97
06/17/2024	Principal Paydown	89238FAD5	106,038.17	TAOT 2022-B A3 2.93 09/15/2026	6,473.76		6,473.76
06/17/2024	Coupon	89238JAC9	39,483.80	TAOT 2021-D A3 0.71 04/15/2026		17.37	17.37
06/17/2024	Principal Paydown	89238JAC9	39,483.80	TAOT 2021-D A3 0.71 04/15/2026	2,904.29		2,904.29
06/17/2024	Coupon	91282CCG4	400,000.00	UNITED STATES TREASURY 0.25 06/15/2024		500.00	500.00
06/17/2024	Final Maturity	91282CCG4	400,000.00	UNITED STATES TREASURY 0.25 06/15/2024	400,000.00		400,000.00
06/17/2024	Coupon	91282CJP7	300,000.00	UNITED STATES TREASURY 4.375 12/15/2026		6,562.50	6,562.50
06/18/2024	Coupon	43815PAC3	105,000.00	HAROT 2022-2 A3 3.73 07/20/2026		312.51	312.51
06/18/2024	Principal Paydown	43815PAC3	105,000.00	HAROT 2022-2 A3 3.73 07/20/2026	7,110.16		7,110.16
06/18/2024	Coupon	89236TJH9	300,000.00	TOYOTA MOTOR CREDIT CORP 0.5 06/18/2024		750.00	750.00
06/18/2024	Final Maturity	89236TJH9	300,000.00	TOYOTA MOTOR CREDIT CORP 0.5 06/18/2024	300,000.00		300,000.00
06/20/2024	Coupon	379929AD4	75,000.00	GMALT 2023-3 A3 5.38 11/20/2026		336.25	336.25
06/21/2024	Coupon	43813GAC5	7,843.03	HAROT 2021-1 A3 0.27 04/21/2025		0.29	0.29
06/21/2024	Effective Maturity	43813GAC5	7,843.03	HAROT 2021-1 A3 0.27 04/21/2025	1,305.32		1,305.32
06/21/2024	Coupon	43815GAC3	50,393.74	HAROT 2021-4 A3 0.88 01/21/2026		27.67	27.67
06/21/2024	Principal Paydown	43815GAC3	50,393.74	HAROT 2021-4 A3 0.88 01/21/2026	4,049.71		4,049.71
06/21/2024	Coupon	43815JAC7	70,000.00	HAROT 2023-1 A3 5.04 04/21/2027		294.00	294.00
06/25/2024	Coupon	05593AAC3	40,000.00	BMWLT 2023-1 A3 5.16 11/25/2025		136.20	136.20
06/25/2024	Principal Paydown	05593AAC3	40,000.00	BMWLT 2023-1 A3 5.16 11/25/2025	5,504.95		5,504.95
06/25/2024	Coupon	05602RAD3	255,608.10	BMWOT 2022-A A3 3.21 08/25/2026		549.98	549.98
06/25/2024	Principal Paydown	05602RAD3	255,608.10	BMWOT 2022-A A3 3.21 08/25/2026	15,835.38		15,835.38
06/25/2024	Coupon	3137BNGT5	500,000.00	FHMS K-054 A2 2.745 01/25/2026		1,143.75	1,143.75
06/25/2024	Coupon	3137BVZ82	320,000.00	FHMS K-063 A2 3.43 01/25/2027		914.67	914.67
06/25/2024	Coupon	3137FEBQ2	500,000.00	FHMS K-072 A2 3.444 12/25/2027		1,435.00	1,435.00
06/25/2024	Coupon	3137FETN0	465,000.00	FHMS K-073 A2 3.35 01/25/2028		1,298.12	1,298.12
06/25/2024	Coupon	3137FHPJ6	325,000.00	FHMS K-080 A2 3.926 07/25/2028		1,063.29	1,063.29

# CASH FLOW REPORT



City of Gardena Cons | Account #10647 | As of February 29, 2024

Payment Date	Transaction Type	CUSIP	Quantity	Security Description	Principal Amount	Income	Total Amount
06/25/2024	Coupon	3137FEH8	155,000.00	FHMS K-081 A2 3.9 08/25/2028		503.75	503.75
06/25/2024	Coupon	3137FJXV6	297,000.00	FHMS K-083 A2 4.05 09/25/2028		1,002.38	1,002.38
06/25/2024	Coupon	3137FJZ93	240,000.00	FHMS K-084 A2 3.78 10/25/2028		756.00	756.00
06/25/2024	Coupon	3137H4BY5	315,000.00	FHMS K-746 A2 2.031 09/25/2028		533.14	533.14
<b>June 2024 Total</b>					<b>924,389.82</b>	<b>49,005.21</b>	<b>973,395.03</b>
<b>JULY 2024</b>							
07/01/2024	Coupon	91282CGC9	500,000.00	UNITED STATES TREASURY 3.875 12/31/2027		9,687.50	9,687.50
07/08/2024	Coupon	3133ENKS8	750,000.00	FEDERAL FARM CREDIT BANKS FUNDING CORP 1.125 01/06/2025		4,218.75	4,218.75
07/11/2024	Final Maturity	912797GB7	600,000.00	UNITED STATES TREASURY 07/11/2024	600,000.00		600,000.00
07/12/2024	Coupon	459058KT9	250,000.00	INTERNATIONAL BANK FOR RECONSTRUCTION AND DEVELOPM 3.5 07/12/2028		4,375.00	4,375.00
07/15/2024	Coupon	02582JIT8	185,000.00	AMXCA 2022-2 A 3.39 05/15/2025		522.62	522.62
07/15/2024	Coupon	02582JJZ4	125,000.00	AMXCA 2023-1 A 4.87 05/15/2028		507.29	507.29
07/15/2024	Coupon	02582JKD1	340,000.00	AMXCA 2023-3 A 5.23 09/15/2028		1,481.83	1,481.83
07/15/2024	Coupon	161571HT4	340,000.00	CHAIT 2023-1 A 5.16 09/15/2028		1,462.00	1,462.00
07/15/2024	Coupon	43815BAC4	140,848.64	HAROT 2022-1 A3 1.88 05/15/2026		160.70	160.70
07/15/2024	Principal Paydown	43815BAC4	140,848.64	HAROT 2022-1 A3 1.88 05/15/2026	8,968.83		8,968.83
07/15/2024	Coupon	448979AD6	155,000.00	HART 2023-A A3 4.58 04/15/2027		591.58	591.58
07/15/2024	Coupon	47787CAC7	310,000.00	JDOT 2023-C A3 5.48 05/15/2028		1,415.67	1,415.67
07/15/2024	Coupon	47787JAC2	95,009.88	JDOT 2022 A3 0.36 09/15/2026		139.31	139.31
07/15/2024	Principal Paydown	47787JAC2	95,009.88	JDOT 2022 A3 0.36 09/15/2026	6,197.84		6,197.84
07/15/2024	Coupon	47788UAC6	12,423.41	JDOT 2021 A3 0.36 09/15/2025		1.74	1.74
07/15/2024	Principal Paydown	47788UAC6	12,423.41	JDOT 2021 A3 0.36 09/15/2025	1,545.51		1,545.51
07/15/2024	Coupon	47789QAC4	34,488.22	JDOT 2021-B A3 0.52 03/16/2026		9.09	9.09
07/15/2024	Principal Paydown	47789QAC4	34,488.22	JDOT 2021-B A3 0.52 03/16/2026	1,788.40		1,788.40
07/15/2024	Coupon	47800AAC4	135,000.00	JDOT 2022-B A3 3.74 02/16/2027		413.30	413.30
07/15/2024	Principal Paydown	47800AAC4	135,000.00	JDOT 2022-B A3 3.74 02/16/2027	6,209.02		6,209.02
07/15/2024	Coupon	47800BAC2	220,000.00	JDOT 2022-C A3 5.09 06/15/2027		933.17	933.17
07/15/2024	Coupon	58770AAC7	105,000.00	MBART 2023-1 A3 4.51 11/15/2027		394.62	394.62
07/15/2024	Coupon	79466LAG9	35,000.00	SALESFORCE INC 0.625 07/15/2024		109.38	109.38
07/15/2024	Final Maturity	79466LAG9	35,000.00	SALESFORCE INC 0.625 07/15/2024	35,000.00		35,000.00

# CASH FLOW REPORT



City of Gardena Cons | Account #10647 | As of February 29, 2024

Payment Date	Transaction Type	CUSIP	Quantity	Security Description	Principal Amount	Income	Total Amount
07/15/2024	Coupon	89238FAD5	106,038.17	TAOT 2022-B A3 2.93 09/15/2026		194.16	194.16
07/15/2024	Principal Paydown	89238FAD5	106,038.17	TAOT 2022-B A3 2.93 09/15/2026	6,319.18		6,319.18
07/15/2024	Coupon	89238JAC9	39,483.80	TAOT 2021-D A3 0.71 04/15/2026		15.65	15.65
07/15/2024	Principal Paydown	89238JAC9	39,483.80	TAOT 2021-D A3 0.71 04/15/2026	2,787.52		2,787.52
07/16/2024	Coupon	362583AD8	115,000.00	GMCAR 2023-2 A3 4.47 02/16/2028		428.38	428.38
07/16/2024	Coupon	36265WAD5	90,000.00	GMCAR 2022-3 A3 3.64 04/16/2027		256.19	256.19
07/16/2024	Principal Paydown	36265WAD5	90,000.00	GMCAR 2022-3 A3 3.64 04/16/2027	5,038.77		5,038.77
07/17/2024	Coupon	61747YET8	175,000.00	MORGAN STANLEY 4.679 07/17/2026		4,094.12	4,094.12
07/18/2024	Coupon	43815PAC3	105,000.00	HAROT 2022-2 A3 3.73 07/20/2026		290.41	290.41
07/18/2024	Principal Paydown	43815PAC3	105,000.00	HAROT 2022-2 A3 3.73 07/20/2026	6,922.94		6,922.94
07/19/2024	Coupon	78016HZT0	150,000.00	ROYAL BANK OF CANADA 4.875 01/19/2027		3,656.25	3,656.25
07/22/2024	Coupon	379929AD4	75,000.00	GMALT 2023-3 A3 5.38 11/20/2026		336.25	336.25
07/22/2024	Coupon	43815GAC3	50,393.74	HAROT 2021-4 A3 0.88 01/21/2026		24.70	24.70
07/22/2024	Principal Paydown	43815GAC3	50,393.74	HAROT 2021-4 A3 0.88 01/21/2026	3,512.97		3,512.97
07/22/2024	Coupon	43815JAC7	70,000.00	HAROT 2023-1 A3 5.04 04/21/2027		294.00	294.00
07/25/2024	Coupon	05593AAC3	40,000.00	BMWLT 2023-1 A3 5.16 11/25/2025		112.53	112.53
07/25/2024	Principal Paydown	05593AAC3	40,000.00	BMWLT 2023-1 A3 5.16 11/25/2025	5,174.90		5,174.90
07/25/2024	Coupon	05602RAD3	255,608.10	BMWOT 2022-A A3 3.21 08/25/2026		507.62	507.62
07/25/2024	Principal Paydown	05602RAD3	255,608.10	BMWOT 2022-A A3 3.21 08/25/2026	15,524.40		15,524.40
07/25/2024	Coupon	3137BNGT5	500,000.00	FHMS K-054 A2 2.745 01/25/2026		1,143.75	1,143.75
07/25/2024	Coupon	3137BVZ82	320,000.00	FHMS K-063 A2 3.43 01/25/2027		914.67	914.67
07/25/2024	Coupon	3137FEBQ2	500,000.00	FHMS K-072 A2 3.444 12/25/2027		1,435.00	1,435.00
07/25/2024	Coupon	3137FETN0	465,000.00	FHMS K-073 A2 3.35 01/25/2028		1,298.12	1,298.12
07/25/2024	Coupon	3137FHPJ6	325,000.00	FHMS K-080 A2 3.926 07/25/2028		1,063.29	1,063.29
07/25/2024	Coupon	3137FJEH8	155,000.00	FHMS K-081 A2 3.9 08/25/2028		503.75	503.75
07/25/2024	Coupon	3137FJXV6	297,000.00	FHMS K-083 A2 4.05 09/25/2028		1,002.38	1,002.38
07/25/2024	Coupon	3137FJZ93	240,000.00	FHMS K-084 A2 3.78 10/25/2028		756.00	756.00
07/25/2024	Coupon	3137H4BY5	315,000.00	FHMS K-746 A2 2.031 09/25/2028		533.14	533.14
07/31/2024	Coupon	69371RS80	410,000.00	PACCAR FINANCIAL CORP 4.6 01/31/2029		9,430.00	9,430.00
07/31/2024	Coupon	912828Y87	300,000.00	UNITED STATES TREASURY 1.75 07/31/2024		2,625.00	2,625.00
07/31/2024	Final Maturity	912828Y87	300,000.00	UNITED STATES TREASURY 1.75 07/31/2024	300,000.00		300,000.00
07/31/2024	Coupon	912828Z52	750,000.00	UNITED STATES TREASURY 1.375 01/31/2025		5,156.25	5,156.25



# CASH FLOW REPORT



City of Gardena Cons | Account #10647 | As of February 29, 2024

Payment Date	Transaction Type	CUSIP	Quantity	Security Description	Principal Amount	Income	Total Amount
<b>July 2024 Total</b>					<b>1,004,990.27</b>	<b>62,495.18</b>	<b>1,067,485.44</b>
<b>AUGUST 2024</b>							
08/01/2024	Coupon	459058KW2	250,000.00	INTERNATIONAL BANK FOR RECONSTRUCTION AND DEVELOPM 4.625 08/01/2028		5,781.25	5,781.25
08/06/2024	Coupon	857477BR3	90,000.00	STATE STREET CORP 1.746 02/06/2026		785.70	785.70
08/09/2024	Coupon	69371RR40	80,000.00	PACCAR FINANCIAL CORP 0.5 08/09/2024		200.00	200.00
08/09/2024	Final Maturity	69371RR40	80,000.00	PACCAR FINANCIAL CORP 0.5 08/09/2024	80,000.00		80,000.00
08/14/2024	Coupon	3133ENPG9	415,000.00	FEDERAL FARM CREDIT BANKS FUNDING CORP 1.75 02/14/2025		3,631.25	3,631.25
08/15/2024	Coupon	02582JJT8	185,000.00	AMXCA 2022-2 A 3.39 05/15/2025		522.62	522.62
08/15/2024	Coupon	02582JJZ4	125,000.00	AMXCA 2023-1 A 4.87 05/15/2028		507.29	507.29
08/15/2024	Coupon	02582JKD1	340,000.00	AMXCA 2023-3 A 5.23 09/15/2028		1,481.83	1,481.83
08/15/2024	Coupon	161571HT4	340,000.00	CHAIT 2023-1 A 5.16 09/15/2028		1,462.00	1,462.00
08/15/2024	Coupon	43815BAC4	140,848.64	HAROT 2022-1 A3 1.88 05/15/2026		146.65	146.65
08/15/2024	Principal Paydown	43815BAC4	140,848.64	HAROT 2022-1 A3 1.88 05/15/2026	8,676.02		8,676.02
08/15/2024	Coupon	438516CJ3	400,000.00	HONEYWELL INTERNATIONAL INC 4.95 02/15/2028		9,900.00	9,900.00
08/15/2024	Coupon	448979AD6	155,000.00	HART 2023-A A3 4.58 04/15/2027		591.58	591.58
08/15/2024	Coupon	47787CAC7	310,000.00	JDOT 2023-C A3 5.48 05/15/2028		1,415.67	1,415.67
08/15/2024	Coupon	47787JAC2	95,009.88	JDOT 2022 A3 0.36 09/15/2026		127.32	127.32
08/15/2024	Principal Paydown	47787JAC2	95,009.88	JDOT 2022 A3 0.36 09/15/2026	5,503.48		5,503.48
08/15/2024	Coupon	47788UAC6	12,423.41	JDOT 2021 A3 0.36 09/15/2025		1.28	1.28
08/15/2024	Principal Paydown	47788UAC6	12,423.41	JDOT 2021 A3 0.36 09/15/2025	1,744.68		1,744.68
08/15/2024	Coupon	47789QAC4	34,488.22	JDOT 2021-B A3 0.52 03/16/2026		8.32	8.32
08/15/2024	Principal Paydown	47789QAC4	34,488.22	JDOT 2021-B A3 0.52 03/16/2026	1,885.08		1,885.08
08/15/2024	Coupon	47800AAC4	135,000.00	JDOT 2022-B A3 3.74 02/16/2027		393.95	393.95
08/15/2024	Principal Paydown	47800AAC4	135,000.00	JDOT 2022-B A3 3.74 02/16/2027	5,526.04		5,526.04
08/15/2024	Coupon	47800BAC2	220,000.00	JDOT 2022-C A3 5.09 06/15/2027		933.17	933.17
08/15/2024	Coupon	58770AAC7	105,000.00	MBART 2023-1 A3 4.51 11/15/2027		394.62	394.62
08/15/2024	Coupon	89238FAD5	106,038.17	TAOT 2022-B A3 2.93 09/15/2026		178.73	178.73
08/15/2024	Principal Paydown	89238FAD5	106,038.17	TAOT 2022-B A3 2.93 09/15/2026	5,743.14		5,743.14
08/15/2024	Coupon	89238JAC9	39,483.80	TAOT 2021-D A3 0.71 04/15/2026		14.00	14.00

# CASH FLOW REPORT



City of Gardena Cons | Account #10647 | As of February 29, 2024

Payment Date	Transaction Type	CUSIP	Quantity	Security Description	Principal Amount	Income	Total Amount
08/15/2024	Principal Paydown	89238JAC9	39,483.80	TAOT 2021-D A3 0.71 04/15/2026	2,698.49		2,698.49
08/15/2024	Coupon	91282CCT6	400,000.00	UNITED STATES TREASURY 0.375 08/15/2024		750.00	750.00
08/15/2024	Final Maturity	91282CCT6	400,000.00	UNITED STATES TREASURY 0.375 08/15/2024	400,000.00		400,000.00
08/16/2024	Coupon	362583AD8	115,000.00	GMCAR 2023-2 A3 4.47 02/16/2028		428.38	428.38
08/16/2024	Coupon	36265WAD5	90,000.00	GMCAR 2022-3 A3 3.64 04/16/2027		240.90	240.90
08/16/2024	Principal Paydown	36265WAD5	90,000.00	GMCAR 2022-3 A3 3.64 04/16/2027	5,442.61		5,442.61
08/19/2024	Coupon	06428CAA2	300,000.00	BANK OF AMERICA NA 5.526 08/18/2026		8,289.00	8,289.00
08/19/2024	Coupon	43815PAC3	105,000.00	HAROT 2022-2 A3 3.73 07/20/2026		268.89	268.89
08/19/2024	Principal Paydown	43815PAC3	105,000.00	HAROT 2022-2 A3 3.73 07/20/2026	6,693.49		6,693.49
08/20/2024	Coupon	379929AD4	75,000.00	GMALT 2023-3 A3 5.38 11/20/2026		336.25	336.25
08/21/2024	Coupon	43815GAC3	50,393.74	HAROT 2021-4 A3 0.88 01/21/2026		22.12	22.12
08/21/2024	Principal Paydown	43815GAC3	50,393.74	HAROT 2021-4 A3 0.88 01/21/2026	3,398.95		3,398.95
08/21/2024	Coupon	43815JAC7	70,000.00	HAROT 2023-1 A3 5.04 04/21/2027		294.00	294.00
08/23/2024	Coupon	037833BY5	400,000.00	APPLE INC 3.25 02/23/2026		6,500.00	6,500.00
08/26/2024	Coupon	05593AAC3	40,000.00	BMWLT 2023-1 A3 5.16 11/25/2025		90.27	90.27
08/26/2024	Principal Paydown	05593AAC3	40,000.00	BMWLT 2023-1 A3 5.16 11/25/2025	4,530.47		4,530.47
08/26/2024	Coupon	05602RAD3	255,608.10	BMWOT 2022-A A3 3.21 08/25/2026		466.10	466.10
08/26/2024	Principal Paydown	05602RAD3	255,608.10	BMWOT 2022-A A3 3.21 08/25/2026	15,113.61		15,113.61
08/26/2024	Coupon	17275RBQ4	170,000.00	CISCO SYSTEMS INC 4.8 02/26/2027		4,080.00	4,080.00
08/26/2024	Coupon	3137BNGT5	500,000.00	FHMS K-054 A2 2.745 01/25/2026		1,143.75	1,143.75
08/26/2024	Coupon	3137BVZ82	320,000.00	FHMS K-063 A2 3.43 01/25/2027		914.67	914.67
08/26/2024	Coupon	3137FEBQ2	500,000.00	FHMS K-072 A2 3.444 12/25/2027		1,435.00	1,435.00
08/26/2024	Coupon	3137FETN0	465,000.00	FHMS K-073 A2 3.35 01/25/2028		1,298.12	1,298.12
08/26/2024	Coupon	3137FHPJ6	325,000.00	FHMS K-080 A2 3.926 07/25/2028		1,063.29	1,063.29
08/26/2024	Coupon	3137FJEH8	155,000.00	FHMS K-081 A2 3.9 08/25/2028		503.75	503.75
08/26/2024	Coupon	3137FJXV6	297,000.00	FHMS K-083 A2 4.05 09/25/2028		1,002.38	1,002.38
08/26/2024	Coupon	3137FJZ93	240,000.00	FHMS K-084 A2 3.78 10/25/2028		756.00	756.00
08/26/2024	Coupon	3137H4BY5	315,000.00	FHMS K-746 A2 2.031 09/25/2028		533.14	533.14
<b>August 2024 Total</b>					<b>546,956.07</b>	<b>58,893.27</b>	<b>605,849.34</b>
<b>SEPTEMBER 2024</b>							
09/03/2024	Coupon	9128284Z0	750,000.00	UNITED STATES TREASURY 2.75 08/31/2025		10,312.50	10,312.50
09/09/2024	Coupon	24422EWB1	130,000.00	JOHN DEERE CAPITAL CORP 2.125 03/07/2025		1,381.25	1,381.25

# CASH FLOW REPORT



City of Gardena Cons | Account #10647 | As of February 29, 2024

Payment Date	Transaction Type	CUSIP	Quantity	Security Description	Principal Amount	Income	Total Amount
09/09/2024	Coupon	57636QAW4	290,000.00	MASTERCARD INC 4.875 03/09/2028		7,068.75	7,068.75
09/09/2024	Coupon	931142EW9	80,000.00	WALMART INC 3.9 09/09/2025		1,560.00	1,560.00
09/10/2024	Coupon	3130ATS57	700,000.00	FEDERAL HOME LOAN BANKS 4.5 03/10/2028		15,750.00	15,750.00
09/16/2024	Coupon	02582JIT8	185,000.00	AMXCA 2022-2 A 3.39 05/15/2025		522.62	522.62
09/16/2024	Coupon	02582JJZ4	125,000.00	AMXCA 2023-1 A 4.87 05/15/2028		507.29	507.29
09/16/2024	Coupon	02582JKD1	340,000.00	AMXCA 2023-3 A 5.23 09/15/2028		1,481.83	1,481.83
09/16/2024	Coupon	161571HT4	340,000.00	CHAIT 2023-1 A 5.16 09/15/2028		1,462.00	1,462.00
09/16/2024	Coupon	362583AD8	115,000.00	GMCAR 2023-2 A3 4.47 02/16/2028		428.38	428.38
09/16/2024	Coupon	36265WAD5	90,000.00	GMCAR 2022-3 A3 3.64 04/16/2027		224.39	224.39
09/16/2024	Principal Paydown	36265WAD5	90,000.00	GMCAR 2022-3 A3 3.64 04/16/2027	5,317.84		5,317.84
09/16/2024	Coupon	437076CR1	110,000.00	HOME DEPOT INC 4.0 09/15/2025		2,200.00	2,200.00
09/16/2024	Coupon	43815BAC4	140,848.64	HAROT 2022-1 A3 1.88 05/15/2026		133.06	133.06
09/16/2024	Principal Paydown	43815BAC4	140,848.64	HAROT 2022-1 A3 1.88 05/15/2026	8,457.15		8,457.15
09/16/2024	Coupon	448979AD6	155,000.00	HART 2023-A A3 4.58 04/15/2027		591.58	591.58
09/16/2024	Coupon	47787CAC7	310,000.00	JDOT 2023-C A3 5.48 05/15/2028		1,415.67	1,415.67
09/16/2024	Coupon	47787JAC2	95,009.88	JDOT 2022 A3 0.36 09/15/2026		116.68	116.68
09/16/2024	Principal Paydown	47787JAC2	95,009.88	JDOT 2022 A3 0.36 09/15/2026	5,415.09		5,415.09
09/16/2024	Coupon	47788UAC6	12,423.41	JDOT 2021 A3 0.36 09/15/2025		0.76	0.76
09/16/2024	Principal Paydown	47788UAC6	12,423.41	JDOT 2021 A3 0.36 09/15/2025	1,795.52		1,795.52
09/16/2024	Coupon	47789QAC4	34,488.22	JDOT 2021-B A3 0.52 03/16/2026		7.50	7.50
09/16/2024	Principal Paydown	47789QAC4	34,488.22	JDOT 2021-B A3 0.52 03/16/2026	1,855.85		1,855.85
09/16/2024	Coupon	47800AAC4	135,000.00	JDOT 2022-B A3 3.74 02/16/2027		376.73	376.73
09/16/2024	Principal Paydown	47800AAC4	135,000.00	JDOT 2022-B A3 3.74 02/16/2027	5,914.24		5,914.24
09/16/2024	Coupon	47800BAC2	220,000.00	JDOT 2022-C A3 5.09 06/15/2027		933.17	933.17
09/16/2024	Coupon	58770AAC7	105,000.00	MBART 2023-1 A3 4.51 11/15/2027		394.62	394.62
09/16/2024	Coupon	89238FAD5	106,038.17	TAOT 2022-B A3 2.93 09/15/2026		164.71	164.71
09/16/2024	Principal Paydown	89238FAD5	106,038.17	TAOT 2022-B A3 2.93 09/15/2026	5,589.59		5,589.59
09/16/2024	Coupon	89238JAC9	39,483.80	TAOT 2021-D A3 0.71 04/15/2026		12.41	12.41
09/16/2024	Principal Paydown	89238JAC9	39,483.80	TAOT 2021-D A3 0.71 04/15/2026	2,634.17		2,634.17
09/17/2024	Coupon	931142ER0	40,000.00	WALMART INC 1.05 09/17/2026		210.00	210.00
09/18/2024	Coupon	43815PAC3	105,000.00	HAROT 2022-2 A3 3.73 07/20/2026		248.09	248.09
09/18/2024	Principal Paydown	43815PAC3	105,000.00	HAROT 2022-2 A3 3.73 07/20/2026	6,527.12		6,527.12

# CASH FLOW REPORT



City of Gardena Cons | Account #10647 | As of February 29, 2024

Payment Date	Transaction Type	CUSIP	Quantity	Security Description	Principal Amount	Income	Total Amount
09/18/2024	Coupon	857477CL5	365,000.00	STATE STREET CORP 4.993 03/18/2027		9,112.22	9,112.22
09/20/2024	Coupon	379929AD4	75,000.00	GMALT 2023-3 A3 5.38 11/20/2026		336.25	336.25
09/23/2024	Coupon	43815GAC3	50,393.74	HAROT 2021-4 A3 0.88 01/21/2026		19.63	19.63
09/23/2024	Principal Paydown	43815GAC3	50,393.74	HAROT 2021-4 A3 0.88 01/21/2026	3,312.26		3,312.26
09/23/2024	Coupon	43815JAC7	70,000.00	HAROT 2023-1 A3 5.04 04/21/2027		294.00	294.00
09/23/2024	Coupon	4581X0DZ8	260,000.00	INTER-AMERICAN DEVELOPMENT BANK 0.5 09/23/2024		650.00	650.00
09/23/2024	Final Maturity	4581X0DZ8	260,000.00	INTER-AMERICAN DEVELOPMENT BANK 0.5 09/23/2024	260,000.00		260,000.00
09/25/2024	Coupon	05593AAC3	40,000.00	BMWLT 2023-1 A3 5.16 11/25/2025		70.79	70.79
09/25/2024	Principal Paydown	05593AAC3	40,000.00	BMWLT 2023-1 A3 5.16 11/25/2025	4,151.56		4,151.56
09/25/2024	Coupon	05602RAD3	255,608.10	BMWOT 2022-A A3 3.21 08/25/2026		425.67	425.67
09/25/2024	Principal Paydown	05602RAD3	255,608.10	BMWOT 2022-A A3 3.21 08/25/2026	13,963.02		13,963.02
09/25/2024	Coupon	3137BNGT5	500,000.00	FHMS K-054 A2 2.745 01/25/2026		1,143.75	1,143.75
09/25/2024	Coupon	3137BVZ82	320,000.00	FHMS K-063 A2 3.43 01/25/2027		914.67	914.67
09/25/2024	Coupon	3137FEBQ2	500,000.00	FHMS K-072 A2 3.444 12/25/2027		1,435.00	1,435.00
09/25/2024	Coupon	3137FETN0	465,000.00	FHMS K-073 A2 3.35 01/25/2028		1,298.12	1,298.12
09/25/2024	Coupon	3137FHPJ6	325,000.00	FHMS K-080 A2 3.926 07/25/2028		1,063.29	1,063.29
09/25/2024	Coupon	3137FJEH8	155,000.00	FHMS K-081 A2 3.9 08/25/2028		503.75	503.75
09/25/2024	Coupon	3137FJXV6	297,000.00	FHMS K-083 A2 4.05 09/25/2028		1,002.38	1,002.38
09/25/2024	Coupon	3137FJZ93	240,000.00	FHMS K-084 A2 3.78 10/25/2028		756.00	756.00
09/25/2024	Coupon	3137H4BY5	315,000.00	FHMS K-746 A2 2.031 09/25/2028		533.14	533.14
09/30/2024	Coupon	9128286L9	750,000.00	UNITED STATES TREASURY 2.25 03/31/2026		8,437.50	8,437.50
09/30/2024	Coupon	912828YG9	300,000.00	UNITED STATES TREASURY 1.625 09/30/2026		2,437.50	2,437.50
09/30/2024	Coupon	912828ZF0	350,000.00	UNITED STATES TREASURY 0.5 03/31/2025		875.00	875.00
09/30/2024	Coupon	91282CEF4	750,000.00	UNITED STATES TREASURY 2.5 03/31/2027		9,375.00	9,375.00
09/30/2024	Coupon	91282CFM8	570,000.00	UNITED STATES TREASURY 4.125 09/30/2027		11,756.25	11,756.25
<b>September 2024 Total</b>					<b>324,933.40</b>	<b>99,943.91</b>	<b>424,877.31</b>
<b>OCTOBER 2024</b>							
10/15/2024	Coupon	02582JIT8	185,000.00	AMXCA 2022-2 A 3.39 05/15/2025		522.62	522.62
10/15/2024	Coupon	02582JJZ4	125,000.00	AMXCA 2023-1 A 4.87 05/15/2028		507.29	507.29
10/15/2024	Coupon	02582JKD1	340,000.00	AMXCA 2023-3 A 5.23 09/15/2028		1,481.83	1,481.83

# CASH FLOW REPORT



City of Gardena Cons | Account #10647 | As of February 29, 2024

Payment Date	Transaction Type	CUSIP	Quantity	Security Description	Principal Amount	Income	Total Amount
10/15/2024	Coupon	161571HT4	340,000.00	CHAIT 2023-1 A 5.16 09/15/2028		1,462.00	1,462.00
10/15/2024	Coupon	20030NCS8	400,000.00	COMCAST CORP 3.95 10/15/2025		7,900.00	7,900.00
10/15/2024	Coupon	43815BAC4	140,848.64	HAROT 2022-1 A3 1.88 05/15/2026		119.81	119.81
10/15/2024	Principal Paydown	43815BAC4	140,848.64	HAROT 2022-1 A3 1.88 05/15/2026	8,146.53		8,146.53
10/15/2024	Coupon	448979AD6	155,000.00	HART 2023-A A3 4.58 04/15/2027		591.58	591.58
10/15/2024	Coupon	47787CAC7	310,000.00	JDOT 2023-C A3 5.48 05/15/2028		1,415.67	1,415.67
10/15/2024	Coupon	47787JAC2	95,009.88	JDOT 2022 A3 0.36 09/15/2026		106.22	106.22
10/15/2024	Principal Paydown	47787JAC2	95,009.88	JDOT 2022 A3 0.36 09/15/2026	6,038.58		6,038.58
10/15/2024	Coupon	47788UAC6	12,423.41	JDOT 2021 A3 0.36 09/15/2025		0.22	0.22
10/15/2024	Effective Maturity	47788UAC6	12,423.41	JDOT 2021 A3 0.36 09/15/2025	727.67		727.67
10/15/2024	Coupon	47789QAC4	34,488.22	JDOT 2021-B A3 0.52 03/16/2026		6.70	6.70
10/15/2024	Principal Paydown	47789QAC4	34,488.22	JDOT 2021-B A3 0.52 03/16/2026	1,935.21		1,935.21
10/15/2024	Coupon	47800AAC4	135,000.00	JDOT 2022-B A3 3.74 02/16/2027		358.30	358.30
10/15/2024	Principal Paydown	47800AAC4	135,000.00	JDOT 2022-B A3 3.74 02/16/2027	6,796.09		6,796.09
10/15/2024	Coupon	47800BAC2	220,000.00	JDOT 2022-C A3 5.09 06/15/2027		933.17	933.17
10/15/2024	Principal Paydown	47800BAC2	220,000.00	JDOT 2022-C A3 5.09 06/15/2027	4,793.46		4,793.46
10/15/2024	Coupon	58770AAC7	105,000.00	MBART 2023-1 A3 4.51 11/15/2027		394.62	394.62
10/15/2024	Principal Paydown	58770AAC7	105,000.00	MBART 2023-1 A3 4.51 11/15/2027	4,504.53		4,504.53
10/15/2024	Coupon	89238FAD5	106,038.17	TAOT 2022-B A3 2.93 09/15/2026		151.06	151.06
10/15/2024	Principal Paydown	89238FAD5	106,038.17	TAOT 2022-B A3 2.93 09/15/2026	5,398.20		5,398.20
10/15/2024	Coupon	89238JAC9	39,483.80	TAOT 2021-D A3 0.71 04/15/2026		10.85	10.85
10/15/2024	Principal Paydown	89238JAC9	39,483.80	TAOT 2021-D A3 0.71 04/15/2026	2,538.58		2,538.58
10/15/2024	Coupon	91282CFP1	550,000.00	UNITED STATES TREASURY 4.25 10/15/2025		11,687.50	11,687.50
10/16/2024	Coupon	362583AD8	115,000.00	GMCAR 2023-2 A3 4.47 02/16/2028		428.38	428.38
10/16/2024	Coupon	36265WAD5	90,000.00	GMCAR 2022-3 A3 3.64 04/16/2027		208.26	208.26
10/16/2024	Principal Paydown	36265WAD5	90,000.00	GMCAR 2022-3 A3 3.64 04/16/2027	5,096.22		5,096.22
10/16/2024	Coupon	45950KCR9	160,000.00	INTERNATIONAL FINANCE CORP 1.375 10/16/2024		1,100.00	1,100.00
10/16/2024	Final Maturity	45950KCR9	160,000.00	INTERNATIONAL FINANCE CORP 1.375 10/16/2024	160,000.00		160,000.00
10/18/2024	Coupon	43815PAC3	105,000.00	HAROT 2022-2 A3 3.73 07/20/2026		227.80	227.80
10/18/2024	Principal Paydown	43815PAC3	105,000.00	HAROT 2022-2 A3 3.73 07/20/2026	6,278.86		6,278.86

# CASH FLOW REPORT



City of Gardena Cons | Account #10647 | As of February 29, 2024

Payment Date	Transaction Type	CUSIP	Quantity	Security Description	Principal Amount	Income	Total Amount
10/21/2024	Coupon	379929AD4	75,000.00	GMALT 2023-3 A3 5.38 11/20/2026		336.25	336.25
10/21/2024	Coupon	43815GAC3	50,393.74	HAROT 2021-4 A3 0.88 01/21/2026		17.20	17.20
10/21/2024	Principal Paydown	43815GAC3	50,393.74	HAROT 2021-4 A3 0.88 01/21/2026	3,192.65		3,192.65
10/21/2024	Coupon	43815JAC7	70,000.00	HAROT 2023-1 A3 5.04 04/21/2027		294.00	294.00
10/25/2024	Coupon	05593AAC3	40,000.00	BMWLT 2023-1 A3 5.16 11/25/2025		52.94	52.94
10/25/2024	Principal Paydown	05593AAC3	40,000.00	BMWLT 2023-1 A3 5.16 11/25/2025	3,910.66		3,910.66
10/25/2024	Coupon	05602RAD3	255,608.10	BMWOT 2022-A A3 3.21 08/25/2026		388.32	388.32
10/25/2024	Principal Paydown	05602RAD3	255,608.10	BMWOT 2022-A A3 3.21 08/25/2026	13,472.15		13,472.15
10/25/2024	Coupon	3137BNGT5	500,000.00	FHMS K-054 A2 2.745 01/25/2026		1,143.75	1,143.75
10/25/2024	Coupon	3137BVZ82	320,000.00	FHMS K-063 A2 3.43 01/25/2027		914.67	914.67
10/25/2024	Coupon	3137FEBQ2	500,000.00	FHMS K-072 A2 3.444 12/25/2027		1,435.00	1,435.00
10/25/2024	Coupon	3137FETN0	465,000.00	FHMS K-073 A2 3.35 01/25/2028		1,298.12	1,298.12
10/25/2024	Coupon	3137FHPJ6	325,000.00	FHMS K-080 A2 3.926 07/25/2028		1,063.29	1,063.29
10/25/2024	Coupon	3137FJEH8	155,000.00	FHMS K-081 A2 3.9 08/25/2028		503.75	503.75
10/25/2024	Coupon	3137FJXV6	297,000.00	FHMS K-083 A2 4.05 09/25/2028		1,002.38	1,002.38
10/25/2024	Coupon	3137FJZ93	240,000.00	FHMS K-084 A2 3.78 10/25/2028		756.00	756.00
10/25/2024	Coupon	3137H4BY5	315,000.00	FHMS K-746 A2 2.031 09/25/2028		533.14	533.14
<b>October 2024 Total</b>					<b>232,829.38</b>	<b>39,352.68</b>	<b>272,182.06</b>
<b>NOVEMBER 2024</b>							
11/01/2024	Coupon	74456QBU9	300,000.00	PUBLIC SERVICE ELECTRIC AND GAS CO 3.7 05/01/2028		5,550.00	5,550.00
11/01/2024	Coupon	78015K7C2	500,000.00	ROYAL BANK OF CANADA 2.25 11/01/2024		5,625.00	5,625.00
11/01/2024	Final Maturity	78015K7C2	500,000.00	ROYAL BANK OF CANADA 2.25 11/01/2024	500,000.00		500,000.00
11/07/2024	Coupon	3135G06G3	350,000.00	FEDERAL NATIONAL MORTGAGE ASSOCIATION 0.5 11/07/2025		875.00	875.00
11/08/2024	Coupon	69371RR57	175,000.00	PACCAR FINANCIAL CORP 0.9 11/08/2024		787.50	787.50
11/08/2024	Final Maturity	69371RR57	175,000.00	PACCAR FINANCIAL CORP 0.9 11/08/2024	175,000.00		175,000.00
11/12/2024	Coupon	665859AW4	450,000.00	NORTHERN TRUST CORP 4.0 05/10/2027		9,000.00	9,000.00
11/13/2024	Coupon	63743HFK3	390,000.00	NATIONAL RURAL UTILITIES COOPERATIVE FINANCE CORP 5.6 11/13/2026		10,920.00	10,920.00
11/15/2024	Coupon	02582JIT8	185,000.00	AMXCA 2022-2 A 3.39 05/15/2025		522.62	522.62
11/15/2024	Coupon	02582JJZ4	125,000.00	AMXCA 2023-1 A 4.87 05/15/2028		507.29	507.29

# CASH FLOW REPORT



City of Gardena Cons | Account #10647 | As of February 29, 2024

Payment Date	Transaction Type	CUSIP	Quantity	Security Description	Principal Amount	Income	Total Amount
11/15/2024	Coupon	02582JKD1	340,000.00	AMXCA 2023-3 A 5.23 09/15/2028		1,481.83	1,481.83
11/15/2024	Coupon	161571HT4	340,000.00	CHAIT 2023-1 A 5.16 09/15/2028		1,462.00	1,462.00
11/15/2024	Coupon	43815BAC4	140,848.64	HAROT 2022-1 A3 1.88 05/15/2026		107.04	107.04
11/15/2024	Principal Paydown	43815BAC4	140,848.64	HAROT 2022-1 A3 1.88 05/15/2026	7,463.92		7,463.92
11/15/2024	Coupon	448979AD6	155,000.00	HART 2023-A A3 4.58 04/15/2027		591.58	591.58
11/15/2024	Coupon	47787CAC7	310,000.00	JDOT 2023-C A3 5.48 05/15/2028		1,415.67	1,415.67
11/15/2024	Coupon	47787JAC2	95,009.88	JDOT 2022 A3 0.36 09/15/2026		94.54	94.54
11/15/2024	Principal Paydown	47787JAC2	95,009.88	JDOT 2022 A3 0.36 09/15/2026	6,512.40		6,512.40
11/15/2024	Coupon	47789QAC4	34,488.22	JDOT 2021-B A3 0.52 03/16/2026		5.86	5.86
11/15/2024	Principal Paydown	47789QAC4	34,488.22	JDOT 2021-B A3 0.52 03/16/2026	2,299.34		2,299.34
11/15/2024	Coupon	47800AAC4	135,000.00	JDOT 2022-B A3 3.74 02/16/2027		337.12	337.12
11/15/2024	Principal Paydown	47800AAC4	135,000.00	JDOT 2022-B A3 3.74 02/16/2027	7,141.36		7,141.36
11/15/2024	Coupon	47800BAC2	220,000.00	JDOT 2022-C A3 5.09 06/15/2027		912.83	912.83
11/15/2024	Principal Paydown	47800BAC2	220,000.00	JDOT 2022-C A3 5.09 06/15/2027	10,348.18		10,348.18
11/15/2024	Coupon	58770AAC7	105,000.00	MBART 2023-1 A3 4.51 11/15/2027		377.70	377.70
11/15/2024	Principal Paydown	58770AAC7	105,000.00	MBART 2023-1 A3 4.51 11/15/2027	5,427.69		5,427.69
11/15/2024	Coupon	89238FAD5	106,038.17	TAOT 2022-B A3 2.93 09/15/2026		137.88	137.88
11/15/2024	Principal Paydown	89238FAD5	106,038.17	TAOT 2022-B A3 2.93 09/15/2026	4,958.75		4,958.75
11/15/2024	Coupon	89238JAC9	39,483.80	TAOT 2021-D A3 0.71 04/15/2026		9.35	9.35
11/15/2024	Principal Paydown	89238JAC9	39,483.80	TAOT 2021-D A3 0.71 04/15/2026	2,479.59		2,479.59
11/15/2024	Coupon	9128283F5	800,000.00	UNITED STATES TREASURY 2.25 11/15/2027		9,000.00	9,000.00
11/15/2024	Coupon	912828R36	250,000.00	UNITED STATES TREASURY 1.625 05/15/2026		2,031.25	2,031.25
11/15/2024	Coupon	912828U24	625,000.00	UNITED STATES TREASURY 2.0 11/15/2026		6,250.00	6,250.00
11/15/2024	Coupon	912828X88	350,000.00	UNITED STATES TREASURY 2.375 05/15/2027		4,156.25	4,156.25
11/15/2024	Coupon	91282CDH1	750,000.00	UNITED STATES TREASURY 0.75 11/15/2024		2,812.50	2,812.50
11/15/2024	Final Maturity	91282CDH1	750,000.00	UNITED STATES TREASURY 0.75 11/15/2024	750,000.00		750,000.00
11/18/2024	Coupon	362583AD8	115,000.00	GMCAR 2023-2 A3 4.47 02/16/2028		428.38	428.38
11/18/2024	Coupon	36265WAD5	90,000.00	GMCAR 2022-3 A3 3.64 04/16/2027		192.81	192.81
11/18/2024	Principal Paydown	36265WAD5	90,000.00	GMCAR 2022-3 A3 3.64 04/16/2027	4,980.32		4,980.32
11/18/2024	Coupon	43815PAC3	105,000.00	HAROT 2022-2 A3 3.73 07/20/2026		208.28	208.28
11/18/2024	Principal Paydown	43815PAC3	105,000.00	HAROT 2022-2 A3 3.73 07/20/2026	6,124.85		6,124.85
11/18/2024	Coupon	58933YBH7	90,000.00	MERCK & CO INC 4.05 05/17/2028		1,822.50	1,822.50

# CASH FLOW REPORT



City of Gardena Cons | Account #10647 | As of February 29, 2024

Payment Date	Transaction Type	CUSIP	Quantity	Security Description	Principal Amount	Income	Total Amount
11/20/2024	Coupon	379929AD4	75,000.00	GMALT 2023-3 A3 5.38 11/20/2026		336.25	336.25
11/21/2024	Coupon	43815GAC3	50,393.74	HAROT 2021-4 A3 0.88 01/21/2026		14.86	14.86
11/21/2024	Principal Paydown	43815GAC3	50,393.74	HAROT 2021-4 A3 0.88 01/21/2026	3,112.91		3,112.91
11/21/2024	Coupon	43815JAC7	70,000.00	HAROT 2023-1 A3 5.04 04/21/2027		294.00	294.00
11/25/2024	Coupon	05593AAC3	40,000.00	BMWLT 2023-1 A3 5.16 11/25/2025		36.13	36.13
11/25/2024	Principal Paydown	05593AAC3	40,000.00	BMWLT 2023-1 A3 5.16 11/25/2025	4,137.03		4,137.03
11/25/2024	Coupon	05602RAD3	255,608.10	BMWOT 2022-A A3 3.21 08/25/2026		352.28	352.28
11/25/2024	Principal Paydown	05602RAD3	255,608.10	BMWOT 2022-A A3 3.21 08/25/2026	13,173.21		13,173.21
11/25/2024	Coupon	3137BNGT5	500,000.00	FHMS K-054 A2 2.745 01/25/2026		1,143.75	1,143.75
11/25/2024	Coupon	3137BVZ82	320,000.00	FHMS K-063 A2 3.43 01/25/2027		914.67	914.67
11/25/2024	Coupon	3137FEBQ2	500,000.00	FHMS K-072 A2 3.444 12/25/2027		1,435.00	1,435.00
11/25/2024	Coupon	3137FETN0	465,000.00	FHMS K-073 A2 3.35 01/25/2028		1,298.12	1,298.12
11/25/2024	Coupon	3137FHPJ6	325,000.00	FHMS K-080 A2 3.926 07/25/2028		1,063.29	1,063.29
11/25/2024	Coupon	3137FJEH8	155,000.00	FHMS K-081 A2 3.9 08/25/2028		503.75	503.75
11/25/2024	Coupon	3137FJXV6	297,000.00	FHMS K-083 A2 4.05 09/25/2028		1,002.38	1,002.38
11/25/2024	Coupon	3137FJZ93	240,000.00	FHMS K-084 A2 3.78 10/25/2028		756.00	756.00
11/25/2024	Coupon	3137H4BY5	315,000.00	FHMS K-746 A2 2.031 09/25/2028		533.14	533.14
<b>November 2024 Total</b>					<b>1,503,159.56</b>	<b>77,306.39</b>	<b>1,580,465.95</b>
<b>DECEMBER 2024</b>							
12/02/2024	Coupon	912828ZT0	365,000.00	UNITED STATES TREASURY 0.25 05/31/2025		456.25	456.25
12/02/2024	Coupon	91282CAZ4	750,000.00	UNITED STATES TREASURY 0.375 11/30/2025		1,406.25	1,406.25
12/11/2024	Coupon	89115A2V3	160,000.00	TORONTO-DOMINION BANK 5.264 12/11/2026		4,211.20	4,211.20
12/16/2024	Coupon	02582JIT8	185,000.00	AMXCA 2022-2 A 3.39 05/15/2025		522.62	522.62
12/16/2024	Coupon	02582JJZ4	125,000.00	AMXCA 2023-1 A 4.87 05/15/2028		507.29	507.29
12/16/2024	Coupon	02582JKD1	340,000.00	AMXCA 2023-3 A 5.23 09/15/2028		1,481.83	1,481.83
12/16/2024	Coupon	161571HT4	340,000.00	CHAIT 2023-1 A 5.16 09/15/2028		1,462.00	1,462.00
12/16/2024	Coupon	3133EPN50	650,000.00	FEDERAL FARM CREDIT BANKS FUNDING CORP 4.25 12/15/2028		13,812.50	13,812.50
12/16/2024	Coupon	362583AD8	115,000.00	GMCAR 2023-2 A3 4.47 02/16/2028		428.38	428.38
12/16/2024	Coupon	36265WAD5	90,000.00	GMCAR 2022-3 A3 3.64 04/16/2027		177.70	177.70
12/16/2024	Principal Paydown	36265WAD5	90,000.00	GMCAR 2022-3 A3 3.64 04/16/2027	4,706.63		4,706.63
12/16/2024	Coupon	43815BAC4	140,848.64	HAROT 2022-1 A3 1.88 05/15/2026		95.35	95.35



# CASH FLOW REPORT



City of Gardena Cons | Account #10647 | As of February 29, 2024

Payment Date	Transaction Type	CUSIP	Quantity	Security Description	Principal Amount	Income	Total Amount
12/16/2024	Principal Paydown	43815BAC4	140,848.64	HAROT 2022-1 A3 1.88 05/15/2026	7,130.00		7,130.00
12/16/2024	Coupon	448979AD6	155,000.00	HART 2023-A A3 4.58 04/15/2027		591.58	591.58
12/16/2024	Principal Paydown	448979AD6	155,000.00	HART 2023-A A3 4.58 04/15/2027	7,151.06		7,151.06
12/16/2024	Coupon	47787CAC7	310,000.00	JDOT 2023-C A3 5.48 05/15/2028		1,415.67	1,415.67
12/16/2024	Coupon	47787JAC2	95,009.88	JDOT 2022 A3 0.36 09/15/2026		81.95	81.95
12/16/2024	Principal Paydown	47787JAC2	95,009.88	JDOT 2022 A3 0.36 09/15/2026	4,599.90		4,599.90
12/16/2024	Coupon	47789QAC4	34,488.22	JDOT 2021-B A3 0.52 03/16/2026		4.86	4.86
12/16/2024	Principal Paydown	47789QAC4	34,488.22	JDOT 2021-B A3 0.52 03/16/2026	1,642.08		1,642.08
12/16/2024	Coupon	47800AAC4	135,000.00	JDOT 2022-B A3 3.74 02/16/2027		314.86	314.86
12/16/2024	Principal Paydown	47800AAC4	135,000.00	JDOT 2022-B A3 3.74 02/16/2027	5,552.57		5,552.57
12/16/2024	Coupon	47800BAC2	220,000.00	JDOT 2022-C A3 5.09 06/15/2027		868.94	868.94
12/16/2024	Principal Paydown	47800BAC2	220,000.00	JDOT 2022-C A3 5.09 06/15/2027	8,322.47		8,322.47
12/16/2024	Coupon	58770AAC7	105,000.00	MBART 2023-1 A3 4.51 11/15/2027		357.30	357.30
12/16/2024	Principal Paydown	58770AAC7	105,000.00	MBART 2023-1 A3 4.51 11/15/2027	5,129.08		5,129.08
12/16/2024	Coupon	63743HFE7	95,000.00	NATIONAL RURAL UTILITIES COOPERATIVE FINANCE CORP 3.45 06/15/2025		1,638.75	1,638.75
12/16/2024	Coupon	89238FAD5	106,038.17	TAOT 2022-B A3 2.93 09/15/2026		125.77	125.77
12/16/2024	Principal Paydown	89238FAD5	106,038.17	TAOT 2022-B A3 2.93 09/15/2026	4,741.50		4,741.50
12/16/2024	Coupon	89238JAC9	39,483.80	TAOT 2021-D A3 0.71 04/15/2026		7.88	7.88
12/16/2024	Principal Paydown	89238JAC9	39,483.80	TAOT 2021-D A3 0.71 04/15/2026	2,371.57		2,371.57
12/16/2024	Coupon	91282CJP7	300,000.00	UNITED STATES TREASURY 4.375 12/15/2026		6,562.50	6,562.50
12/18/2024	Coupon	43815PAC3	105,000.00	HAROT 2022-2 A3 3.73 07/20/2026		189.25	189.25
12/18/2024	Principal Paydown	43815PAC3	105,000.00	HAROT 2022-2 A3 3.73 07/20/2026	5,841.00		5,841.00
12/20/2024	Coupon	379929AD4	75,000.00	GMALT 2023-3 A3 5.38 11/20/2026		336.25	336.25
12/23/2024	Coupon	43815GAC3	50,393.74	HAROT 2021-4 A3 0.88 01/21/2026		12.58	12.58
12/23/2024	Principal Paydown	43815GAC3	50,393.74	HAROT 2021-4 A3 0.88 01/21/2026	2,982.45		2,982.45
12/23/2024	Coupon	43815JAC7	70,000.00	HAROT 2023-1 A3 5.04 04/21/2027		294.00	294.00
12/23/2024	Principal Paydown	43815JAC7	70,000.00	HAROT 2023-1 A3 5.04 04/21/2027	3,234.82		3,234.82
12/25/2024	Coupon	05593AAC3	40,000.00	BMWLT 2023-1 A3 5.16 11/25/2025		18.34	18.34
12/25/2024	Principal Paydown	05593AAC3	40,000.00	BMWLT 2023-1 A3 5.16 11/25/2025	4,260.42		4,260.42
12/25/2024	Coupon	05602RAD3	255,608.10	BMWOT 2022-A A3 3.21 08/25/2026		317.04	317.04
12/25/2024	Principal Paydown	05602RAD3	255,608.10	BMWOT 2022-A A3 3.21 08/25/2026	12,569.41		12,569.41

# CASH FLOW REPORT



City of Gardena Cons | Account #10647 | As of February 29, 2024

Payment Date	Transaction Type	CUSIP	Quantity	Security Description	Principal Amount	Income	Total Amount
12/25/2024	Coupon	3137BNGT5	500,000.00	FHMS K-054 A2 2.745 01/25/2026		1,143.75	1,143.75
12/25/2024	Coupon	3137BVZ82	320,000.00	FHMS K-063 A2 3.43 01/25/2027		914.67	914.67
12/25/2024	Coupon	3137FEBQ2	500,000.00	FHMS K-072 A2 3.444 12/25/2027		1,435.00	1,435.00
12/25/2024	Coupon	3137FETN0	465,000.00	FHMS K-073 A2 3.35 01/25/2028		1,298.12	1,298.12
12/25/2024	Coupon	3137FHPJ6	325,000.00	FHMS K-080 A2 3.926 07/25/2028		1,063.29	1,063.29
12/25/2024	Coupon	3137FJEH8	155,000.00	FHMS K-081 A2 3.9 08/25/2028		503.75	503.75
12/25/2024	Coupon	3137FJXV6	297,000.00	FHMS K-083 A2 4.05 09/25/2028		1,002.38	1,002.38
12/25/2024	Coupon	3137FJZ93	240,000.00	FHMS K-084 A2 3.78 10/25/2028		756.00	756.00
12/25/2024	Coupon	3137H4BY5	315,000.00	FHMS K-746 A2 2.031 09/25/2028		533.14	533.14
12/31/2024	Coupon	91282CGC9	500,000.00	UNITED STATES TREASURY 3.875 12/31/2027		9,687.50	9,687.50
<b>December 2024 Total</b>					<b>80,234.94</b>	<b>56,036.48</b>	<b>136,271.42</b>
<b>JANUARY 2025</b>							
01/06/2025	Coupon	3133ENKS8	750,000.00	FEDERAL FARM CREDIT BANKS FUNDING CORP 1.125 01/06/2025		4,218.75	4,218.75
01/06/2025	Final Maturity	3133ENKS8	750,000.00	FEDERAL FARM CREDIT BANKS FUNDING CORP 1.125 01/06/2025	750,000.00		750,000.00
01/13/2025	Coupon	459058KT9	250,000.00	INTERNATIONAL BANK FOR RECONSTRUCTION AND DEVELOPM 3.5 07/12/2028		4,375.00	4,375.00
01/15/2025	Coupon	02582JIT8	185,000.00	AMXCA 2022-2 A 3.39 05/15/2025		522.62	522.62
01/15/2025	Coupon	02582JJZ4	125,000.00	AMXCA 2023-1 A 4.87 05/15/2028		507.29	507.29
01/15/2025	Coupon	02582JKD1	340,000.00	AMXCA 2023-3 A 5.23 09/15/2028		1,481.83	1,481.83
01/15/2025	Coupon	161571HT4	340,000.00	CHAIT 2023-1 A 5.16 09/15/2028		1,462.00	1,462.00
01/15/2025	Coupon	43815BAC4	140,848.64	HAROT 2022-1 A3 1.88 05/15/2026		84.18	84.18
01/15/2025	Principal Paydown	43815BAC4	140,848.64	HAROT 2022-1 A3 1.88 05/15/2026	6,982.56		6,982.56
01/15/2025	Coupon	448979AD6	155,000.00	HART 2023-A A3 4.58 04/15/2027		564.29	564.29
01/15/2025	Principal Paydown	448979AD6	155,000.00	HART 2023-A A3 4.58 04/15/2027	10,182.03		10,182.03
01/15/2025	Coupon	47787CAC7	310,000.00	JDOT 2023-C A3 5.48 05/15/2028		1,415.67	1,415.67
01/15/2025	Coupon	47787JAC2	95,009.88	JDOT 2022 A3 0.36 09/15/2026		73.06	73.06
01/15/2025	Principal Paydown	47787JAC2	95,009.88	JDOT 2022 A3 0.36 09/15/2026	5,447.37		5,447.37
01/15/2025	Coupon	47789QAC4	34,488.22	JDOT 2021-B A3 0.52 03/16/2026		4.15	4.15
01/15/2025	Principal Paydown	47789QAC4	34,488.22	JDOT 2021-B A3 0.52 03/16/2026	2,968.35		2,968.35
01/15/2025	Coupon	47800AAC4	135,000.00	JDOT 2022-B A3 3.74 02/16/2027		297.55	297.55

# CASH FLOW REPORT



City of Gardena Cons | Account #10647 | As of February 29, 2024

Payment Date	Transaction Type	CUSIP	Quantity	Security Description	Principal Amount	Income	Total Amount
01/15/2025	Principal Paydown	47800AAC4	135,000.00	JDOT 2022-B A3 3.74 02/16/2027	8,985.20		8,985.20
01/15/2025	Coupon	47800BAC2	220,000.00	JDOT 2022-C A3 5.09 06/15/2027		833.64	833.64
01/15/2025	Principal Paydown	47800BAC2	220,000.00	JDOT 2022-C A3 5.09 06/15/2027	13,964.00		13,964.00
01/15/2025	Coupon	58770AAC7	105,000.00	MBART 2023-1 A3 4.51 11/15/2027		338.02	338.02
01/15/2025	Principal Paydown	58770AAC7	105,000.00	MBART 2023-1 A3 4.51 11/15/2027	5,045.77		5,045.77
01/15/2025	Coupon	89238FAD5	106,038.17	TAOT 2022-B A3 2.93 09/15/2026		114.20	114.20
01/15/2025	Principal Paydown	89238FAD5	106,038.17	TAOT 2022-B A3 2.93 09/15/2026	4,669.82		4,669.82
01/15/2025	Coupon	89238JAC9	39,483.80	TAOT 2021-D A3 0.71 04/15/2026		6.48	6.48
01/15/2025	Principal Paydown	89238JAC9	39,483.80	TAOT 2021-D A3 0.71 04/15/2026	2,326.80		2,326.80
01/16/2025	Coupon	362583AD8	115,000.00	GMCAR 2023-2 A3 4.47 02/16/2028		428.38	428.38
01/16/2025	Coupon	36265WAD5	90,000.00	GMCAR 2022-3 A3 3.64 04/16/2027		163.42	163.42
01/16/2025	Principal Paydown	36265WAD5	90,000.00	GMCAR 2022-3 A3 3.64 04/16/2027	4,624.92		4,624.92
01/17/2025	Coupon	61747YET8	175,000.00	MORGAN STANLEY 4.679 07/17/2026		4,094.12	4,094.12
01/20/2025	Coupon	379929AD4	75,000.00	GMALT 2023-3 A3 5.38 11/20/2026		336.25	336.25
01/20/2025	Coupon	43815PAC3	105,000.00	HAROT 2022-2 A3 3.73 07/20/2026		171.09	171.09
01/20/2025	Principal Paydown	43815PAC3	105,000.00	HAROT 2022-2 A3 3.73 07/20/2026	5,722.16		5,722.16
01/21/2025	Coupon	43815GAC3	50,393.74	HAROT 2021-4 A3 0.88 01/21/2026		10.39	10.39
01/21/2025	Principal Paydown	43815GAC3	50,393.74	HAROT 2021-4 A3 0.88 01/21/2026	2,919.41		2,919.41
01/21/2025	Coupon	43815JAC7	70,000.00	HAROT 2023-1 A3 5.04 04/21/2027		280.41	280.41
01/21/2025	Principal Paydown	43815JAC7	70,000.00	HAROT 2023-1 A3 5.04 04/21/2027	4,519.19		4,519.19
01/21/2025	Coupon	78016HZT0	150,000.00	ROYAL BANK OF CANADA 4.875 01/19/2027		3,656.25	3,656.25
01/27/2025	Coupon	05593AAC3	40,000.00	BMWLT 2023-1 A3 5.16 11/25/2025		0.02	0.02
01/27/2025	Effective Maturity	05593AAC3	40,000.00	BMWLT 2023-1 A3 5.16 11/25/2025	3.85		3.85
01/27/2025	Coupon	05602RAD3	255,608.10	BMWOT 2022-A A3 3.21 08/25/2026		283.42	283.42
01/27/2025	Principal Paydown	05602RAD3	255,608.10	BMWOT 2022-A A3 3.21 08/25/2026	12,333.33		12,333.33
01/27/2025	Coupon	3137BNGT5	500,000.00	FHMS K-054 A2 2.745 01/25/2026		1,143.75	1,143.75
01/27/2025	Principal Paydown	3137BNGT5	500,000.00	FHMS K-054 A2 2.745 01/25/2026	14,184.02		14,184.02
01/27/2025	Coupon	3137BVZ82	320,000.00	FHMS K-063 A2 3.43 01/25/2027		914.67	914.67
01/27/2025	Coupon	3137FEBQ2	500,000.00	FHMS K-072 A2 3.444 12/25/2027		1,435.00	1,435.00
01/27/2025	Coupon	3137FETN0	465,000.00	FHMS K-073 A2 3.35 01/25/2028		1,298.12	1,298.12
01/27/2025	Coupon	3137FHPJ6	325,000.00	FHMS K-080 A2 3.926 07/25/2028		1,063.29	1,063.29
01/27/2025	Coupon	3137FJEH8	155,000.00	FHMS K-081 A2 3.9 08/25/2028		503.75	503.75

# CASH FLOW REPORT



City of Gardena Cons | Account #10647 | As of February 29, 2024

Payment Date	Transaction Type	CUSIP	Quantity	Security Description	Principal Amount	Income	Total Amount
01/27/2025	Coupon	3137FJXV6	297,000.00	FHMS K-083 A2 4.05 09/25/2028		1,002.38	1,002.38
01/27/2025	Coupon	3137FJZ93	240,000.00	FHMS K-084 A2 3.78 10/25/2028		756.00	756.00
01/27/2025	Coupon	3137H4BY5	315,000.00	FHMS K-746 A2 2.031 09/25/2028		533.14	533.14
<b>January 2025 Total</b>					<b>854,878.78</b>	<b>34,372.58</b>	<b>889,251.36</b>
<b>Grand Total</b>			<b>132,999,206.43</b>		<b>11,335,361.98</b>	<b>728,527.49</b>	<b>12,063,889.47</b>

## IMPORTANT DISCLOSURES



City of Gardena Cons | Account #10647 | As of February 29, 2024

Chandler Asset Management, Inc. (“Chandler”) is an SEC registered investment adviser. For additional information about our firm, please see our current disclosures (Form ADV). To obtain a copy of our current disclosures, you may contact your client service representative by calling the number on the front of this statement or you may visit our website at [www.chandlerasset.com](http://www.chandlerasset.com).

Information contained in this monthly statement is confidential and is provided for informational purposes only and should not be construed as specific investment or legal advice. The information contained herein was obtained from sources believed to be reliable as of the date of this statement, but may become outdated or superseded at any time without notice.

**Custody:** Your qualified custodian bank maintains control of all assets reflected in this statement and we urge you to compare this statement to the one you receive from your qualified custodian. Chandler does not have any authority to withdraw or deposit funds from/to the custodian account.

**Valuation:** Prices are provided by IDC, an independent pricing source. In the event IDC does not provide a price or if the price provided is not reflective of fair market value, Chandler will obtain pricing from an alternative approved third party pricing source in accordance with our written valuation policy and procedures. Our valuation procedures are also disclosed in Item 5 of our Form ADV Part 2A.

**Performance:** Performance results are presented gross-of-advisory fees and represent the client’s Total Return. The deduction of advisory fees lowers performance results. These results include the reinvestment of dividends and other earnings. Past performance may not be indicative of future results. Therefore, clients should not assume that future performance of any specific investment or investment strategy will be profitable or equal to past performance levels. All investment strategies have the potential for profit or loss. Economic factors, market conditions or changes in investment strategies, contributions or withdrawals may materially alter the performance and results of your portfolio.

Source ice Data Indices, LLC (“ICE”), used with permission. ICE PERMITS USE OF THE ICE INDICES AND RELATED DATA ON AN “AS IS” BASIS; ICE, ITS AFFILIATES AND THEIR RESPECTIVE THIRD PARTY SUPPLIERS DISCLAIM ANY AND ALL WARRANTIES AND REPRESENTATIONS, EXPRESS AND/OR IMPLIED, INCLUDING ANY WARRANTIES OF MERCHANTABILITY OR FITNESS FOR A PARTICULAR PURPOSE OR USE, INCLUDING THE INDICES, INDEX DATA AND ANY DATA INCLUDED IN, RELATED TO, OR DERIVED THEREFROM. NEITHER ICE DATA, ITS AFFILIATES OR THEIR RESPECTIVE THIRD PARTY PROVIDERS GUARANTEE THE QUALITY, ADEQUACY, ACCURACY, TIMELINESS OR COMPLETENESS OF THE INDICES OR THE INDEX DATA OR ANY COMPONENT THEREOF, AND THE INDICES AND INDEX DATA AND ALL COMPONENTS THEREOF ARE PROVIDED ON AN “AS IS” BASIS AND LICENSEE’S USE IS AT LICENSEE’S OWN RISK. ICE DATA, ITS AFFILIATES AND THEIR RESPECTIVE THIRD PARTY DO NOT SPONSOR, ENDORSE, OR RECOMMEND CHANDLER, OR ANY OF ITS PRODUCTS OR SERVICES.

Index returns assume reinvestment of all distributions. Historical performance results for investment indexes generally do not reflect the deduction of transaction and/or custodial charges or the deduction of an investment management fee, the incurrence of which would have the effect of decreasing historical performance results. It is not possible to invest directly in an index.

**Ratings:** Ratings information have been provided by Moody’s, S&P and Fitch through data feeds we believe to be reliable as of the date of this statement, however we cannot guarantee its accuracy.

Security level ratings for U.S. Agency issued mortgage-backed securities (“MBS”) reflect the issuer rating because the securities themselves are not rated. The issuing U.S. Agency guarantees the full and timely payment of both principal and interest and carries a AA+/Aaa/AAA by S&P, Moody’s and Fitch respectively.

# BENCHMARK INDEX & DISCLOSURES



City of Gardena Cons | Account #10647 | As of February 29, 2024

Benchmark	Disclosure
-----------	------------