

CITY OF GARDENA



INVESTMENT REPORT

October 2024

Prepared by Danny Rodriguez, Revenue and Purchasing Manager
Reviewed by Ray Beeman, Director of Administrative Services

MONTHLY ACCOUNT STATEMENT

City of Gardena Cons | Account #10647 | As of October 31, 2024

CHANDLER ASSET MANAGEMENT | chandlerasset.com

Chandler Team:

For questions about your account, please call (800) 317-4747,
or contact clientservice@chandlerasset.com

Custodian:

PORTFOLIO SUMMARY



City of Gardena Cons | Account #10647 | As of October 31, 2024

Portfolio Characteristics

Average Modified Duration	0.62
Average Coupon	4.33%
Average Purchase YTM	4.44%
Average Market YTM	4.67%
Average Quality	AA+
Average Final Maturity	0.73
Average Life	0.64

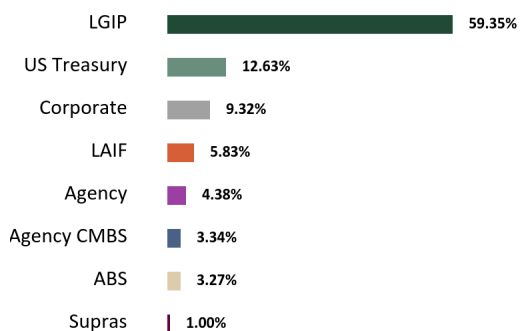
Account Summary

	Beg. Values as of 10/01/2024	End Values as of 10/31/2024
Market Value	96,706,509.67	96,689,967.21
Accrued Interest	220,582.78	245,483.76
Total Market Value	96,927,092.45	96,935,450.97
Income Earned	199,686.36	254,315.83
Cont/WD	0.00	0.00
Par	90,437,193.49	90,759,376.30
Book Value	96,625,476.23	96,979,476.18
Cost Value	96,535,783.60	96,895,893.48

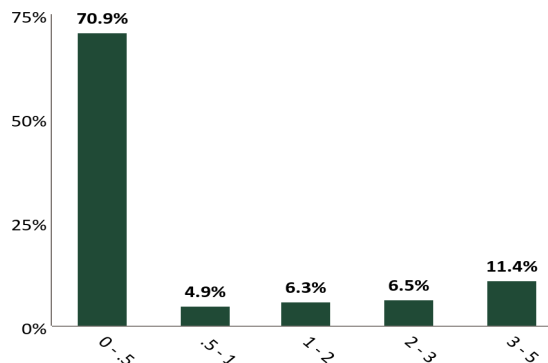
Top Issuers

California Asset Mgmt Program	52.14%
United States	12.63%
CalTrust	7.21%
LAIF	5.83%
FHLMC	3.34%
Farm Credit System	2.68%
Federal Home Loan Banks	1.35%
International Bank for Recon and Dev	1.00%

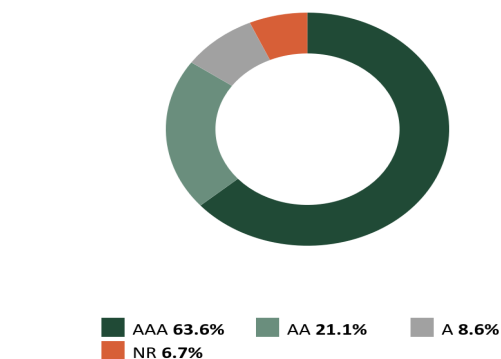
Sector Allocation



Maturity Distribution



Credit Quality



*See Footnote

The credit quality is a weighted average calculation of the highest of S&P, Moody's' and Fitch

Execution Time: 12/04/2024 11:01:58 AM

Chandler Asset Management | info@chandlerasset.com | www.chandlerasset.com | 800.317.4747

CONFIDENTIAL | 2

RECONCILIATION SUMMARY



City of Gardena Cons | Account #10647 | As of October 31, 2024

Maturities / Calls

Month to Date	(1,060,000.00)
Fiscal Year to Date	(11,650,000.00)

Principal Paydowns

Month to Date	(77,605.63)
Fiscal Year to Date	(700,441.68)

Purchases

Month to Date	2,330,505.65
Fiscal Year to Date	34,454,563.94

Sales

Month to Date	(973,815.78)
Fiscal Year to Date	(13,177,734.84)

Interest Received

Month to Date	219,817.57
Fiscal Year to Date	1,820,728.05

Purchased / Sold Interest

Month to Date	(733.33)
Fiscal Year to Date	(48,692.40)

Accrual Activity Summary

	Month to Date	Fiscal Year to Date (01/01/2024)
Beginning Book Value	96,625,476.23	87,301,622.17
Maturities/Calls	(1,060,000.00)	(11,650,000.00)
Principal Paydowns	(77,605.63)	(700,441.68)
Purchases	2,330,505.65	34,454,563.94
Sales	(973,815.78)	(13,177,734.84)
Change in Cash, Payables, Receivables	124,585.12	636,728.94
Amortization/Accretion	10,330.61	114,892.80
Realized Gain (Loss)	(0.02)	(155.15)
Ending Book Value	96,979,476.18	96,979,476.18

Fair Market Activity Summary

	Month to Date	Fiscal Year to Date (01/01/2024)
Beginning Market Value	96,706,509.67	86,698,685.72
Maturities/Calls	(1,060,000.00)	(11,650,000.00)
Principal Paydowns	(77,605.63)	(700,441.68)
Purchases	2,330,505.65	34,454,563.94
Sales	(973,815.78)	(13,177,734.84)
Change in Cash, Payables, Receivables	124,585.12	636,728.94
Amortization/Accretion	10,330.61	114,892.80
Change in Net Unrealized Gain (Loss)	(370,542.42)	313,427.48
Realized Gain (Loss)	(0.02)	(155.15)
Ending Market Value	96,689,967.21	96,689,967.21

HOLDINGS REPORT



City of Gardena Cons | Account #10647 | As of October 31, 2024

Cusip	Security Description	Par Value/ Units	Purchase Date Purchase Yield	Cost Value Book Value	Mkt Price Mkt YTM	Market Value Accrued Int.	% of Port. Gain/Loss	Moody's/ S&P/ Fitch	Maturity Duration
ABS									
05593AAC3	BMWLT 2023-1 A3 5.16 11/25/2025	19,568.28	02/07/2023 5.43%	19,567.82 19,568.11	100.06 4.93%	19,579.67 16.83	0.02% 11.56	Aaa/AAA NA	1.07 0.20
43815GAC3	HAROT 2021-4 A3 0.88 01/21/2026	19,773.54	11/16/2021 0.89%	19,769.37 19,772.46	98.88 4.93%	19,551.71 4.83	0.02% (220.75)	Aaa/NA AAA	1.22 0.28
47789QAC4	JDOT 2021-B A3 0.52 03/16/2026	13,287.12	07/13/2021 0.52%	13,285.93 13,286.92	99.06 4.21%	13,162.53 3.07	0.01% (124.39)	Aaa/NA AAA	1.37 0.25
89238JAC9	TAOT 2021-D A3 0.71 04/15/2026	16,108.45	11/09/2021 0.95%	16,108.10 16,108.38	98.90 4.87%	15,930.98 5.08	0.02% (177.40)	NA/AAA AAA	1.45 0.26
43815BAC4	HAROT 2022-1 A3 1.88 05/15/2026	67,752.14	02/15/2022 1.89%	67,741.94 67,748.80	98.85 4.91%	66,972.77 56.61	0.07% (776.03)	Aaa/AAA NA	1.54 0.38
43815PAC3	HAROT 2022-2 A3 3.73 07/20/2026	66,880.75	08/15/2022 3.87%	66,876.77 66,879.30	99.45 4.89%	66,511.97 90.08	0.07% (367.33)	NA/AAA AAA	1.72 0.49
05602RAD3	BMWOT 2022-A A3 3.21 08/25/2026	126,176.95	01/05/2023 4.81%	122,869.73 124,554.77	99.41 4.67%	125,433.19 67.50	0.13% 878.42	Aaa/AAA NA	1.82 0.41
89238FAD5	TAOT 2022-B A3 2.93 09/15/2026	57,290.83	04/07/2022 3.09%	57,289.49 57,290.42	99.20 4.75%	56,832.47 74.61	0.06% (457.95)	Aaa/AAA NA	1.87 0.44
47787JAC2	JDOT 2022 A3 0.36 09/15/2026	50,170.31	03/10/2022 2.34%	50,159.22 50,166.06	98.89 4.61%	49,612.54 51.73	0.05% (553.52)	Aaa/NA AAA	1.87 0.49
379929AD4	GMALT 2023-3 A3 5.38 11/20/2026	75,000.00	08/08/2023 5.38%	74,991.01 74,994.35	100.48 4.80%	75,359.88 123.29	0.08% 365.53	NA/AAA AAA	2.05 0.75
47800AAC4	JDOT 2022-B A3 3.74 02/16/2027	95,494.57	07/12/2022 3.77%	95,485.45 95,490.79	99.37 4.68%	94,890.66 158.73	0.10% (600.13)	Aaa/NA AAA	2.30 0.69
448979AD6	HART 2023-A A3 4.58 04/15/2027	155,000.00	04/04/2023 5.14%	154,984.87 154,990.75	99.91 4.75%	154,854.63 315.51	0.16% (136.12)	NA/AAA AAA	2.45 0.73
36265WAD5	GMCAR 2022-3 A3 3.64 04/16/2027	64,480.82	07/06/2022 3.93%	64,480.37 64,480.63	99.43 4.80%	64,114.78 97.80	0.07% (365.85)	Aaa/NA AAA	2.46 0.50
43815JAC7	HAROT 2023-1 A3 5.04 04/21/2027	70,000.00	02/16/2023 5.09%	69,986.99 69,992.31	100.29 4.72%	70,204.67 98.00	0.07% 212.36	Aaa/NA AAA	2.47 0.79
02582JIT8	AMXCA 2022-2 A 3.39 05/17/2027	185,000.00	05/17/2022 3.42%	184,959.08 184,989.75	99.29 4.78%	183,685.19 278.73	0.19% (1,304.57)	NA/AAA AAA	0.54 0.52
47800BAC2	JDOT 2022-C A3 5.09 06/15/2027	188,218.52	10/12/2022 3.29%	188,203.91 188,211.12	100.23 4.83%	188,652.02 425.79	0.20% 440.90	Aaa/NA AAA	2.62 0.74
58770AAC7	MBART 2023-1 A3 4.51 11/15/2027	97,392.03	01/18/2023 4.56%	97,380.35 97,384.85	99.86 4.74%	97,253.39 195.22	0.10% (131.47)	NA/AAA AAA	3.04 0.74

HOLDINGS REPORT



City of Gardena Cons | Account #10647 | As of October 31, 2024

Cusip	Security Description	Par Value/ Units	Purchase Date Purchase Yield	Cost Value Book Value	Mkt Price Mkt YTM	Market Value Accrued Int.	% of Port. Gain/Loss	Moody's/ S&P/ Fitch	Maturity Duration
58769GAD5	MBALT 2024-B A3 4.23 02/15/2028	130,000.00	09/17/2024 4.24%	129,978.12 129,978.77	99.43 4.76%	129,257.02 244.40	0.13% (721.75)	NA/AAA AAA	3.29 1.17
362583AD8	GMCAR 2023-2 A3 4.47 02/16/2028	115,000.00	04/04/2023 4.51%	114,996.84 114,997.86	99.82 4.71%	114,793.85 214.19	0.12% (204.01)	Aaa/AAA NA	3.30 0.92
02582JJZ4	AMXCA 2023-1 A 4.87 05/15/2026	125,000.00	06/07/2023 4.87%	124,988.91 124,992.48	100.52 4.57%	125,645.74 270.56	0.13% 653.26	NA/AAA AAA	1.54 1.45
47787CAC7	JDOT 2023-C A3 5.48 05/15/2028	310,000.00	09/12/2023 5.40%	309,978.70 309,983.82	101.17 4.73%	313,612.09 755.02	0.32% 3,628.27	Aaa/NA AAA	3.54 1.42
161571HT4	CHAIT 2023-1 A 5.16 09/15/2028	340,000.00	09/07/2023 5.17%	339,905.75 339,927.06	101.19 4.54%	344,043.99 779.73	0.36% 4,116.94	NR/AAA AAA	3.88 1.75
02582JKD1	AMXCA 2023-3 A 5.23 09/15/2028	340,000.00	09/12/2023 5.29%	339,984.80 339,988.21	101.26 4.57%	344,293.18 790.31	0.36% 4,304.97	NA/AAA AAA	3.88 1.74
44934QAD3	HART 2024-B A3 4.84 03/15/2029	90,000.00	07/16/2024 4.90%	89,986.42 89,987.22	100.64 4.60%	90,572.34 193.60	0.09% 585.12	NA/AAA AAA	4.37 2.19
448976AD2	HART 2024-C A3 4.41 05/15/2029	140,000.00	10/08/2024 4.46%	139,989.75 139,989.85	99.69 4.59%	139,562.58 257.25	0.14% (427.26)	NA/AAA AAA	4.54 2.19
89239TAD4	TAOT 2024-D A3 4.4 06/15/2029	105,000.00	10/10/2024 4.44%	104,994.14 104,994.19	99.66 4.59%	104,646.39 179.67	0.11% (347.80)	Aaa/AAA NA	4.62 2.24
38014AAD3	GMCAR 2024-4 A3 4.4 08/16/2029	95,000.00	10/08/2024 4.32%	94,981.70 94,981.87	99.74 4.56%	94,755.62 169.02	0.10% (226.24)	Aaa/AAA NA	4.79 2.23
Total ABS		3,157,594.30	4.49%	3,153,925.54 3,155,731.10	100.20 4.68%	3,163,785.86 5,917.17	3.27% 8,054.77	Aaa/AAA AAA	2.99 1.21

AGENCY									
3133ENKS8	FEDERAL FARM CREDIT BANKS FUNDING CORP 1.125 01/06/2025	750,000.00	-- 1.59%	740,054.10 749,377.57	99.36 4.68%	745,205.69 2,695.31	0.77% (4,171.88)	Aaa/AA+ AA+	0.18 0.18
3133ENPG9	FEDERAL FARM CREDIT BANKS FUNDING CORP 1.75 02/14/2025	415,000.00	02/10/2022 1.84%	413,891.95 414,893.75	99.18 4.65%	411,580.16 1,553.37	0.43% (3,313.59)	Aaa/AA+ AA+	0.29 0.28
3135G06G3	FEDERAL NATIONAL MORTGAGE ASSOCIATION 0.5 11/07/2025	350,000.00	11/18/2020 0.52%	349,639.50 349,926.27	96.26 4.30%	336,921.93 845.83	0.35% (13,004.34)	Aaa/AA+ AA+	1.02 0.99
3130B3A29	FEDERAL HOME LOAN BANKS 4.0 10/09/2026	600,000.00	10/21/2024 4.00%	599,994.00 599,994.08	99.80 4.11%	598,797.11 1,333.33	0.62% (1,196.97)	Aaa/AA+ AA+	1.94 1.84
3133ERFJ5	FEDERAL FARM CREDIT BANKS FUNDING CORP 4.5 05/20/2027	330,000.00	05/23/2024 4.79%	327,333.60 327,727.08	100.83 4.15%	332,747.67 6,641.25	0.34% 5,020.58	Aaa/AA+ AA+	2.55 2.34

HOLDINGS REPORT



City of Gardena Cons | Account #10647 | As of October 31, 2024

Cusip	Security Description	Par Value/ Units	Purchase Date Purchase Yield	Cost Value Book Value	Mkt Price Mkt YTM	Market Value Accrued Int.	% of Port. Gain/Loss	Moody's/ S&P/ Fitch	Maturity Duration
3130ATSS7	FEDERAL HOME LOAN BANKS 4.5 03/10/2028	700,000.00	03/21/2023 3.99%	715,799.00 710,663.24	101.03 4.17%	707,208.77 4,462.50	0.73% (3,454.47)	Aaa/AA+ AA+	3.36 3.07
3133ERGL9	FEDERAL FARM CREDIT BANKS FUNDING CORP 4.5 06/07/2028	450,000.00	06/25/2024 4.44%	450,984.50 450,897.11	101.17 4.15%	455,267.19 8,100.00	0.47% 4,370.08	Aaa/AA+ AA+	3.60 3.24
3133EPN50	FEDERAL FARM CREDIT BANKS FUNDING CORP 4.25 12/15/2028	650,000.00	12/28/2023 3.89%	660,575.50 658,778.89	100.14 4.21%	650,924.36 10,436.11	0.67% (7,854.53)	Aaa/AA+ AA+	4.12 3.69
Total Agency		4,245,000.00	3.18%	4,258,272.15 4,262,257.99	99.87 4.31%	4,238,652.87 36,067.71	4.38% (23,605.12)	Aaa/AA+ AA+	2.20 2.01

AGENCY CMBS

3137BNGT5	FHMS K-054 A2 2.745 01/25/2026	500,000.00	02/15/2023 4.65%	474,785.16 489,721.03	97.89 4.58%	489,445.30 1,143.75	0.51% (275.73)	Aaa/AA+ AAA	1.24 1.07
3137BVZ82	FHMS K-063 A2 3.43 01/25/2027	320,000.00	02/06/2024 4.48%	310,725.00 313,059.11	97.89 4.42%	313,243.94 914.67	0.32% 184.83	Aaa/AA+ AAA	2.24 1.98
3137FEBQ2	FHMS K-072 A2 3.444 12/25/2027	500,000.00	08/22/2023 4.98%	470,429.69 478,661.58	96.89 4.49%	484,460.40 1,435.00	0.50% 5,798.82	Aaa/AA+ AAA	3.15 2.86
3137FETN0	FHMS K-073 A2 3.35 01/25/2028	465,000.00	05/24/2023 4.27%	446,908.59 452,529.12	96.58 4.49%	449,117.18 1,298.13	0.46% (3,411.94)	Aaa/AA+ AAA	3.24 2.90
3137FHPJ6	FHMS K-080 A2 3.926 07/25/2028	325,000.00	01/23/2024 4.45%	317,814.45 319,057.93	97.90 4.51%	318,168.37 1,063.29	0.33% (889.56)	Aaa/AA+ AA+	3.73 3.39
3137FJEH8	FHMS K-081 A2 3.9 08/25/2028	155,000.00	09/15/2023 4.86%	148,436.72 149,943.65	97.84 4.49%	151,657.25 503.75	0.16% 1,713.60	Aaa/AA+ AAA	3.82 3.45
3137H4BY5	FHMS K-746 A2 2.031 09/25/2028	315,000.00	10/03/2023 5.30%	270,973.83 280,604.55	91.13 4.55%	287,064.29 533.14	0.30% 6,459.73	Aaa/AA+ AAA	3.90 3.62
3137FJXV6	FHMS K-083 A2 4.05 09/25/2028	297,000.00	12/07/2023 4.60%	289,783.83 291,143.40	98.35 4.48%	292,085.27 1,002.38	0.30% 941.88	Aaa/AA+ AAA	3.90 3.52
3137FJKE8	FHMS K-082 A2 3.92 09/25/2028	220,000.00	09/20/2024 3.81%	220,575.78 220,560.95	97.82 4.51%	215,211.06 718.67	0.22% (5,349.89)	Aaa/AA+ AAA	3.90 3.48
3137FJZ93	FHMS K-084 A2 3.78 10/25/2028	240,000.00	10/20/2023 5.34%	223,818.75 227,166.29	97.14 4.55%	233,141.02 756.00	0.24% 5,974.73	Aaa/AA+ AA+	3.99 3.57
Total Agency CMBS		3,337,000.00	4.67%	3,174,251.80 3,222,447.61	96.94 4.51%	3,233,594.08 9,368.76	3.34% 11,146.47	Aaa/AA+ AAA	3.12 2.81

CASH

CCYUSD	Receivable	1,379.26	-- 0.00%	1,379.26 1,379.26	1.00 0.00%	1,379.26 0.00	0.00% 0.00	Aaa/AAA AAA	0.00 0.00
--------	------------	----------	-------------	----------------------	---------------	------------------	---------------	----------------	--------------

HOLDINGS REPORT



City of Gardena Cons | Account #10647 | As of October 31, 2024

Cusip	Security Description	Par Value/ Units	Purchase Date Purchase Yield	Cost Value Book Value	Mkt Price Mkt YTM	Market Value Accrued Int.	% of Port. Gain/Loss	Moody's/ S&P/ Fitch	Maturity Duration
CCYUSD	Receivable	679,652.12	-- 0.00%	679,652.12 679,652.12	1.00 0.00%	679,652.12 0.00	0.70% 0.00	Aaa/AAA AAA	0.00 0.00
Total Cash		681,031.38	0.00%	681,031.38	0.00%	681,031.38	0.70% 0.00	Aaa/AAA AAA	0.00 0.00

CORPORATE									
78015K7C2	ROYAL BANK OF CANADA 2.25 11/01/2024	500,000.00	-- 0.88%	524,067.75 500,000.00	100.00 2.25%	500,000.00 5,625.00	0.52% 0.00	A1/A AA-	0.00 0.00
69371RR57	PACCAR FINANCIAL CORP 0.9 11/08/2024	175,000.00	11/02/2021 0.90%	174,989.50 174,999.96	99.93 4.63%	174,872.62 756.88	0.18% (127.34)	A1/A+ NA	0.02 0.02
06368LGU4	BANK OF MONTREAL 5.2 12/12/2024	400,000.00	03/25/2024 5.42%	399,352.00 399,897.82	100.02 4.94%	400,075.10 8,031.11	0.41% 177.29	A2/A- AA-	0.11 0.11
24422EWB1	JOHN DEERE CAPITAL CORP 2.125 03/07/2025	130,000.00	03/02/2022 2.14%	129,944.10 129,993.57	99.12 4.67%	128,855.48 414.38	0.13% (1,138.09)	A1/A A+	0.35 0.34
63743HFE7	NATIONAL RURAL UTILITIES COOPERATIVE FINANCE CORP 3.45 06/15/2025	95,000.00	04/27/2022 3.46%	94,974.35 94,994.90	99.22 4.73%	94,257.81 1,238.17	0.10% (737.09)	A2/A- A	0.62 0.60
46625HMN7	JPMORGAN CHASE & CO 3.9 07/15/2025	400,000.00	05/29/2024 5.58%	392,748.00 395,482.94	99.55 4.54%	398,219.70 4,593.33	0.41% 2,736.76	A1/A- AA-	0.70 0.68
6174468C6	MORGAN STANLEY 4.0 07/23/2025	394,000.00	04/10/2024 5.56%	386,478.56 389,748.05	99.55 4.63%	392,234.21 4,290.22	0.41% 2,486.16	A1/A- A+	0.73 0.70
931142EW9	WALMART INC 3.9 09/09/2025	80,000.00	09/06/2022 3.92%	79,944.00 79,984.06	99.59 4.39%	79,669.28 450.67	0.08% (314.78)	Aa2/AA AA	0.86 0.83
437076CR1	HOME DEPOT INC 4.0 09/15/2025	110,000.00	09/12/2022 4.01%	109,960.40 109,988.47	99.56 4.51%	109,516.60 562.22	0.11% (471.87)	A2/A A	0.87 0.84
20030NCS8	COMCAST CORP 3.95 10/15/2025	400,000.00	03/11/2024 4.95%	393,932.00 396,365.47	99.43 4.56%	397,735.80 702.22	0.41% 1,370.34	A3/A- A-	0.96 0.92
857477BR3	STATE STREET CORP 1.746 02/06/2026	90,000.00	02/02/2022 1.75%	90,000.00 90,000.00	99.05 5.29%	89,144.25 371.03	0.09% (855.75)	A1/A AA-	1.27 0.26
037833BY5	APPLE INC 3.25 02/23/2026	400,000.00	05/09/2023 4.05%	391,672.00 396,085.27	98.61 4.35%	394,425.24 2,455.56	0.41% (1,660.03)	Aaa/AA+ NA	1.31 1.26
61747YET8	MORGAN STANLEY 4.679 07/17/2026	175,000.00	07/18/2022 4.68%	175,000.00 175,000.00	99.69 5.92%	174,462.59 2,365.49	0.18% (537.41)	A1/A- A+	1.71 0.68
06428CAA2	BANK OF AMERICA NA 5.526 08/18/2026	300,000.00	09/19/2023 5.61%	299,277.00 299,554.08	101.75 4.50%	305,258.51 3,361.65	0.32% 5,704.42	Aa1/A+ AA	1.80 1.60

HOLDINGS REPORT



City of Gardena Cons | Account #10647 | As of October 31, 2024

Cusip	Security Description	Par Value/ Units	Purchase Date Purchase Yield	Cost Value Book Value	Mkt Price Mkt YTM	Market Value Accrued Int.	% of Port. Gain/Loss	Moody's/ S&P/ Fitch	Maturity Duration
931142ERO	WALMART INC 1.05 09/17/2026	40,000.00	09/08/2021 1.09%	39,924.40 39,971.64	94.27 4.26%	37,707.74 51.33	0.04% (2,263.90)	Aa2/AA AA	1.88 1.82
63743HFK3	NATIONAL RURAL UTILITIES COOPERATIVE FINANCE CORP 5.6 11/13/2026	390,000.00	11/14/2023 5.25%	393,666.00 392,454.36	101.92 4.60%	397,485.75 10,192.00	0.41% 5,031.39	A2/A- A	2.04 1.79
89115A2V3	TORONTO-DOMINION BANK 5.264 12/11/2026	160,000.00	12/04/2023 5.26%	160,000.00 160,000.00	101.30 4.61%	162,085.03 3,275.38	0.17% 2,085.03	A2/A- AA-	2.11 1.94
78016HZT0	ROYAL BANK OF CANADA 4.875 01/19/2027	150,000.00	01/10/2024 4.88%	149,962.50 149,972.32	100.76 4.51%	151,145.13 2,071.88	0.16% 1,172.81	A1/A AA-	2.22 2.05
17275RBQ4	CISCO SYSTEMS INC 4.8 02/26/2027	170,000.00	02/21/2024 4.85%	169,779.00 169,829.21	100.87 4.40%	171,470.94 1,473.33	0.18% 1,641.73	A1/AA- NA	2.32 2.08
857477CL5	STATE STREET CORP 4.993 03/18/2027	365,000.00	03/13/2024 4.99%	365,000.00 365,000.00	100.96 4.56%	368,492.90 2,176.81	0.38% 3,492.90	A1/A AA-	2.38 2.14
89115A2W1	TORONTO-DOMINION BANK 4.98 04/05/2027	400,000.00	04/08/2024 5.21%	397,448.00 397,927.96	100.74 4.65%	402,970.37 1,438.67	0.42% 5,042.41	A2/A- AA-	2.43 2.26
665859AW4	NORTHERN TRUST CORP 4.0 05/10/2027	450,000.00	10/05/2022 4.70%	436,909.50 442,814.28	99.08 4.39%	445,869.92 8,550.00	0.46% 3,055.63	A2/A+ A+	2.52 2.33
14913UAL4	CATERPILLAR FINANCIAL SERVICES CORP 5.0 05/14/2027	405,000.00	05/21/2024 4.93%	405,743.58 405,632.66	101.47 4.38%	410,949.80 9,393.75	0.43% 5,317.14	A2/A A+	2.53 2.31
438516CJ3	HONEYWELL INTERNATIONAL INC 4.95 02/15/2028	400,000.00	02/13/2023 4.44%	408,972.00 405,848.04	101.89 4.32%	407,579.09 4,180.00	0.42% 1,731.05	A2/A A	3.29 2.91
57636QAW4	MASTERCARD INC 4.875 03/09/2028	290,000.00	04/19/2023 4.17%	298,833.40 296,014.77	101.45 4.40%	294,215.82 2,042.08	0.30% (1,798.95)	Aa3/A+ NA	3.36 2.98
74456QBU9	PUBLIC SERVICE ELECTRIC AND GAS CO 3.7 05/01/2028	300,000.00	09/06/2023 5.10%	282,801.00 287,057.68	97.08 4.61%	291,231.07 5,550.00	0.30% 4,173.39	A1/A WR	3.50 3.24
58933YBH7	MERCK & CO INC 4.05 05/17/2028	90,000.00	05/08/2023 4.07%	89,927.10 89,948.41	99.20 4.30%	89,277.52 1,660.50	0.09% (670.89)	A1/A+ NA	3.54 3.21
69371RS80	PACCAR FINANCIAL CORP 4.6 01/31/2029	410,000.00	01/24/2024 4.64%	409,331.70 409,432.29	100.29 4.52%	411,182.96 4,767.39	0.43% 1,750.67	A1/A+ NA	4.25 3.78
89236TMF9	TOYOTA MOTOR CREDIT CORP 5.05 05/16/2029	400,000.00	06/25/2024 4.88%	402,872.00 402,666.05	101.33 4.72%	405,325.68 9,258.33	0.42% 2,659.63	A1/A+ A+	4.54 3.93
341081GT8	FLORIDA POWER & LIGHT CO 5.15 06/15/2029	330,000.00	09/19/2024 4.03%	345,331.80 344,945.75	102.04 4.65%	336,743.04 6,986.83	0.35% (8,202.71)	Aa2/A+ AA-	4.62 3.87
437076DC3	HOME DEPOT INC 4.75 06/25/2029	295,000.00	-- 4.74%	295,110.25 295,114.34	100.72 4.57%	297,132.80 4,904.38	0.31% 2,018.46	A2/A A	4.65 4.00

HOLDINGS REPORT



City of Gardena Cons | Account #10647 | As of October 31, 2024

Cusip	Security Description	Par Value/ Units	Purchase Date Purchase Yield	Cost Value Book Value	Mkt Price Mkt YTM	Market Value Accrued Int.	% of Port. Gain/Loss	Moody's/ S&P/ Fitch	Maturity Duration
713448FX1	PEPSICO INC 4.5 07/17/2029	295,000.00	07/15/2024 4.53%	294,542.75 294,569.54	100.35 4.41%	296,040.05 3,835.00	0.31% 1,470.51	A1/A+ NA	4.71 4.09
Total Corporate		8,989,000.00	4.47%	8,988,494.64 8,981,293.88	100.31 4.45%	9,015,632.80 117,025.58	9.32% 34,338.92	A1/A A+	2.25 1.99
LAIF									
90LAIF\$00	Local Agency Investment Fund State Pool	5,635,051.71	-- 4.48%	5,635,051.71 5,635,051.71	1.00 4.48%	5,635,051.71 0.00	5.83% 0.00	NA/NA NA	0.00 0.00
Total LAIF		5,635,051.71	4.48%	5,635,051.71	1.00 4.48%	5,635,051.71 0.00	5.83% 0.00	NA/NA NA	0.00 0.00
LOCAL GOV INVESTMENT POOL									
09CATR\$05	CalTrust MTF	709,236.21	-- 4.14%	7,118,071.81 7,118,071.81	9.83 4.14%	6,971,791.98 0.00	7.21% (146,279.83)	NA/AAAm NA	0.00 0.00
90CAMP\$00	CAMP	14,168,142.44	-- 5.01%	14,168,142.44 14,168,142.44	1.00 5.01%	14,168,142.44 0.00	14.65% 0.00	NA/AAAm AAA	0.00 0.00
90CAMP\$06	CAMP	36,250,000.00	-- 5.01%	36,250,000.00 36,250,000.00	1.00 5.01%	36,250,000.00 0.00	37.49% 0.00	NA/AAAm NA	0.00 0.00
Total Local Gov Investment Pool		51,127,378.65	4.90%	57,536,214.25 57,536,214.25	2.07 4.90%	57,389,934.42 0.00	59.35% (146,279.83)	NA/AAAm AAA	0.00 0.00
MONEY MARKET FUND									
31846V203	FIRST AMER:GVT OBLG Y	157,320.25	-- 4.45%	157,320.25 157,320.25	1.00 4.45%	157,320.25 0.00	0.16% 0.00	Aaa/ AAAm AAA	0.00 0.00
Total Money Market Fund		157,320.25	4.45%	157,320.25 157,320.25	1.00 4.45%	157,320.25 0.00	0.16% 0.00	Aaa/AAAm AAA	0.00 0.00
SUPRANATIONAL									

HOLDINGS REPORT



City of Gardena Cons | Account #10647 | As of October 31, 2024

Cusip	Security Description	Par Value/ Units	Purchase Date Purchase Yield	Cost Value Book Value	Mkt Price Mkt YTM	Market Value Accrued Int.	% of Port. Gain/Loss	Moody's/ S&P/ Fitch	Maturity Duration
459058LK7	INTERNATIONAL BANK FOR RECONSTRUCTION AND DEVELOPM 4.0 08/27/2026	170,000.00	08/20/2024 4.06%	169,802.80 169,820.63	99.63 4.21%	169,367.58 1,208.89	0.18% (453.05)	Aaa/AAA NA	1.82 1.73
459058KT9	INTERNATIONAL BANK FOR RECONSTRUCTION AND DEVELOPM 3.5 07/12/2028	250,000.00	11/28/2023 4.53%	239,372.50 241,496.74	97.70 4.18%	244,246.44 2,649.31	0.25% 2,749.70	Aaa/AAA NA	3.70 3.39
459058KW2	INTERNATIONAL BANK FOR RECONSTRUCTION AND DEVELOPM 4.625 08/01/2028	250,000.00	-- 4.97%	246,407.00 247,187.24	101.53 4.18%	253,821.92 2,890.63	0.26% 6,634.67	Aaa/AAA NA	3.75 3.38
459058LN1	INTERNATIONAL BANK FOR RECONSTRUCTION AND DEVELOPM 3.875 10/16/2029	300,000.00	10/08/2024 3.93%	299,217.00 299,223.86	98.62 4.19%	295,853.31 484.38	0.31% (3,370.55)	NA/AAA NA	4.96 4.45
Total				954,799.30	99.33	963,289.24	1.00%	Aaa/AAA	3.77
Supranational		970,000.00	4.38%	957,728.47	4.19%	7,233.19	5,560.77	NA	3.42

US TREASURY									
91282CDH1	UNITED STATES TREASURY 0.75 11/15/2024	750,000.00	11/18/2021 0.83%	748,125.00 749,975.96	99.85 4.70%	748,870.99 2,598.51	0.77% (1,104.97)	Aaa/AA+ AA+	0.04 0.04
912828Z52	UNITED STATES TREASURY 1.375 01/31/2025	750,000.00	02/17/2022 1.71%	742,822.27 749,394.09	99.21 4.58%	744,096.68 2,606.15	0.77% (5,297.41)	Aaa/AA+ AA+	0.25 0.24
912828ZF0	UNITED STATES TREASURY 0.5 03/31/2025	350,000.00	03/25/2021 0.58%	348,906.26 349,887.86	98.40 4.46%	344,391.80 153.85	0.36% (5,496.06)	Aaa/AA+ AA+	0.41 0.40
91282CEH0	UNITED STATES TREASURY 2.625 04/15/2025	450,000.00	04/18/2024 5.18%	439,031.25 444,986.58	99.20 4.41%	446,417.58 551.68	0.46% 1,430.99	Aaa/AA+ AA+	0.45 0.44
912828ZT0	UNITED STATES TREASURY 0.25 05/31/2025	365,000.00	02/25/2021 0.60%	359,653.32 364,274.50	97.61 4.48%	356,259.96 383.95	0.37% (8,014.54)	Aaa/AA+ AA+	0.58 0.57
91282CEU1	UNITED STATES TREASURY 2.875 06/15/2025	500,000.00	07/30/2024 4.90%	491,425.78 493,925.47	99.10 4.36%	495,478.52 5,459.36	0.51% 1,553.04	Aaa/AA+ AA+	0.62 0.60
91282CEY3	UNITED STATES TREASURY 3.0 07/15/2025	475,000.00	03/15/2024 4.94%	463,273.44 468,797.52	99.11 4.30%	470,760.25 4,220.79	0.49% 1,962.73	Aaa/AA+ AA+	0.70 0.68
9128284Z0	UNITED STATES TREASURY 2.75 08/31/2025	750,000.00	-- 0.99%	800,092.78 760,770.21	98.66 4.41%	739,968.75 3,532.46	0.77% (20,801.46)	Aaa/AA+ AA+	0.83 0.80
91282CFK2	UNITED STATES TREASURY 3.5 09/15/2025	475,000.00	03/15/2024 4.90%	465,537.11 469,488.65	99.29 4.34%	471,623.04 2,158.49	0.49% 2,134.40	Aaa/AA+ AA+	0.87 0.84
91282CFP1	UNITED STATES TREASURY 4.25 10/15/2025	550,000.00	06/23/2023 4.59%	545,982.42 548,339.53	99.94 4.32%	549,647.65 1,091.69	0.57% 1,308.13	Aaa/AA+ AA+	0.96 0.92

HOLDINGS REPORT



City of Gardena Cons | Account #10647 | As of October 31, 2024

Cusip	Security Description	Par Value/ Units	Purchase Date Purchase Yield	Cost Value Book Value	Mkt Price Mkt YTM	Market Value Accrued Int.	% of Port. Gain/Loss	Moody's/ S&P/ Fitch	Maturity Duration
91282CAZ4	UNITED STATES TREASURY 0.375 11/30/2025	750,000.00	-- 0.88%	734,730.47 746,003.11	95.86 4.34%	718,968.75 1,183.40	0.74% (27,034.36)	Aaa/AA+ AA+	1.08 1.05
9128286L9	UNITED STATES TREASURY 2.25 03/31/2026	750,000.00	02/25/2022 1.91%	760,078.13 753,478.71	97.31 4.23%	729,814.46 1,483.52	0.75% (23,664.26)	Aaa/AA+ AA+	1.41 1.37
912828R36	UNITED STATES TREASURY 1.625 05/15/2026	250,000.00	10/14/2021 0.99%	257,148.44 252,392.78	96.18 4.21%	240,458.99 1,876.70	0.25% (11,933.80)	Aaa/AA+ AA+	1.54 1.48
91282CHH7	UNITED STATES TREASURY 4.125 06/15/2026	475,000.00	08/26/2024 3.94%	476,502.93 476,351.95	99.86 4.21%	474,350.58 7,441.34	0.49% (2,001.37)	Aaa/AA+ AA+	1.62 1.53
912828YG9	UNITED STATES TREASURY 1.625 09/30/2026	300,000.00	12/28/2021 1.24%	305,296.88 302,129.74	95.41 4.15%	286,230.47 428.57	0.30% (15,899.27)	Aaa/AA+ AA+	1.91 1.85
91282CJC6	UNITED STATES TREASURY 4.625 10/15/2026	475,000.00	08/26/2024 3.84%	482,514.65 481,877.98	100.85 4.17%	479,026.37 1,026.01	0.50% (2,851.61)	Aaa/AA+ AA+	1.96 1.85
912828U24	UNITED STATES TREASURY 2.0 11/15/2026	625,000.00	03/29/2022 2.55%	609,912.11 618,361.69	95.85 4.14%	599,072.26 5,774.46	0.62% (19,289.42)	Aaa/AA+ AA+	2.04 1.95
91282CJP7	UNITED STATES TREASURY 4.375 12/15/2026	300,000.00	12/27/2023 4.02%	302,906.25 302,077.04	100.44 4.15%	301,324.22 4,984.63	0.31% (752.82)	Aaa/AA+ AA+	2.12 1.97
91282CEF4	UNITED STATES TREASURY 2.5 03/31/2027	750,000.00	-- 2.90%	736,449.21 743,220.99	96.32 4.12%	722,431.64 1,648.35	0.75% (20,789.35)	Aaa/AA+ AA+	2.41 2.30
912828X88	UNITED STATES TREASURY 2.375 05/15/2027	350,000.00	06/09/2022 3.08%	338,666.02 344,175.60	95.79 4.14%	335,248.05 3,840.01	0.35% (8,927.55)	Aaa/AA+ AA+	2.54 2.40
91282CFM8	UNITED STATES TREASURY 4.125 09/30/2027	570,000.00	10/26/2022 4.19%	568,419.14 569,065.89	100.02 4.12%	570,089.06 2,067.03	0.59% 1,023.17	Aaa/AA+ AA+	2.91 2.71
9128283F5	UNITED STATES TREASURY 2.25 11/15/2027	800,000.00	12/20/2022 3.84%	743,625.00 765,072.70	94.64 4.14%	757,156.25 8,315.22	0.78% (7,916.45)	Aaa/AA+ AA+	3.04 2.86
91282CGC9	UNITED STATES TREASURY 3.875 12/31/2027	500,000.00	05/25/2023 3.98%	497,890.63 498,549.81	99.23 4.13%	496,171.88 6,528.53	0.51% (2,377.93)	Aaa/AA+ AA+	3.17 2.91
912828YB0	UNITED STATES TREASURY 1.625 08/15/2029	150,000.00	09/24/2024 3.49%	137,542.97 137,801.18	89.21 4.13%	133,816.41 516.64	0.14% (3,984.78)	Aaa/AA+ AA+	4.79 4.50
Total US Treasury		12,460,000.00	2.85%	12,356,532.46 12,390,399.54	98.05 4.30%	12,211,674.59 69,871.34	12.63% (178,724.95)	Aaa/AA+ AA+	1.48 1.40
Total Portfolio		90,759,376.30	4.44%	96,895,893.48 96,979,476.18	34.92 4.67%	96,689,967.21 245,483.76	100.00% (289,508.97)	Aa2/AA+ AA	0.73 0.62
Total Market Value + Accrued						96,935,450.97			

TRANSACTION LEDGER



City of Gardena Cons | Account #10647 | As of October 31, 2024

Transaction Type	Settlement Date	CUSIP	Quantity	Security Description	Price	Acq/Disp Yield	Amount	Interest Pur/Sold	Total Amount	Gain/Loss
ACQUISITIONS										
Purchase	10/02/2024	31846V203	1,316.45	FIRST AMER:GVT OBLG Y	1.000	4.54%	(1,316.45)	0.00	(1,316.45)	0.00
Purchase	10/07/2024	31846V203	9,960.00	FIRST AMER:GVT OBLG Y	1.000	4.47%	(9,960.00)	0.00	(9,960.00)	0.00
Purchase	10/10/2024	31846V203	450,000.00	FIRST AMER:GVT OBLG Y	1.000	4.47%	(450,000.00)	0.00	(450,000.00)	0.00
Purchase	10/15/2024	31846V203	837.57	FIRST AMER:GVT OBLG Y	1.000	4.46%	(837.57)	0.00	(837.57)	0.00
Purchase	10/15/2024	31846V203	88,622.06	FIRST AMER:GVT OBLG Y	1.000	4.46%	(88,622.06)	0.00	(88,622.06)	0.00
Purchase	10/15/2024	90LAIF\$00	66,042.54	Local Agency Investment Fund State Pool	1.000	4.48%	(66,042.54)	0.00	(66,042.54)	0.00
Purchase	10/16/2024	459058LN1	300,000.00	INTERNATIONAL BANK FOR RECONSTRUCTION AND DEVELOPM 3.875 10/16/2029	99.739	3.93%	(299,217.00)	0.00	(299,217.00)	0.00
Purchase	10/16/2024	38014AAD3	95,000.00	GMCAR 2024-4 A3 4.4 08/16/2029	99.981	4.32%	(94,981.70)	0.00	(94,981.70)	0.00
Purchase	10/16/2024	31846V203	6,179.60	FIRST AMER:GVT OBLG Y	1.000	4.46%	(6,179.60)	0.00	(6,179.60)	0.00
Purchase	10/16/2024	448976AD2	140,000.00	HART 2024-C A3 4.41 05/15/2029	99.993	4.46%	(139,989.75)	0.00	(139,989.75)	0.00
Purchase	10/17/2024	31846V203	345,005.86	FIRST AMER:GVT OBLG Y	1.000	4.48%	(345,005.86)	0.00	(345,005.86)	0.00
Purchase	10/17/2024	89239TAD4	105,000.00	TAOT 2024-D A3 4.4 06/15/2029	99.994	4.51%	(104,994.14)	0.00	(104,994.14)	0.00
Purchase	10/18/2024	31846V203	6,662.83	FIRST AMER:GVT OBLG Y	1.000	4.48%	(6,662.83)	0.00	(6,662.83)	0.00
Purchase	10/21/2024	31846V203	3,956.94	FIRST AMER:GVT OBLG Y	1.000	4.47%	(3,956.94)	0.00	(3,956.94)	0.00
Purchase	10/22/2024	3130B3A29	600,000.00	FEDERAL HOME LOAN BANKS 4.0 10/09/2026	99.999	4.00%	(599,994.00)	(733.33)	(600,727.33)	0.00
Purchase	10/25/2024	31846V203	6,635.65	FIRST AMER:GVT OBLG Y	1.000	4.48%	(6,635.65)	0.00	(6,635.65)	0.00
Purchase	10/25/2024	31846V203	21,139.09	FIRST AMER:GVT OBLG Y	1.000	4.48%	(21,139.09)	0.00	(21,139.09)	0.00
Purchase	10/31/2024	09CATR\$05	2,526.61	CalTrust MTF	9.830	4.14%	(24,836.55)	0.00	(24,836.55)	0.00
Purchase	10/31/2024	90CAMP\$00	60,133.92	CAMP	1.000	5.01%	(60,133.92)	0.00	(60,133.92)	0.00
Total Purchase			2,309,019.12				(2,330,505.65)	(733.33)	(2,331,238.98)	0.00
TOTAL ACQUISITIONS			2,309,019.12				(2,330,505.65)	(733.33)	(2,331,238.98)	0.00
OTHER										

TRANSACTION LEDGER



City of Gardena Cons | Account #10647 | As of October 31, 2024

Transaction Type	Settlement Date	CUSIP	Quantity	Security Description	Price	Acq/Disp Yield	Amount	Interest Pur/Sold	Total Amount	Gain/Loss
Maturity	10/10/2024	912797KT3	(450,000.00)	UNITED STATES TREASURY 10/10/2024	100.000	0.00%	450,000.00	0.00	450,000.00	0.00
Maturity	10/16/2024	45950KCR9	(160,000.00)	INTERNATIONAL FINANCE CORP 1.375 10/16/2024	100.000	1.38%	160,000.00	0.00	160,000.00	0.00
Maturity	10/17/2024	912797KU0	(450,000.00)	UNITED STATES TREASURY 10/17/2024	100.000	0.00%	450,000.00	0.00	450,000.00	0.00
Total Maturity			(1,060,000.00)				1,060,000.00	0.00	1,060,000.00	0.00
Sale	10/16/2024	31846V203	(373,088.45)	FIRST AMER:GVT OBLG Y	1.000	4.46%	373,088.45	0.00	373,088.45	0.00
Sale	10/22/2024	31846V203	(600,727.33)	FIRST AMER:GVT OBLG Y	1.000	4.46%	600,727.33	0.00	600,727.33	0.00
Total Sale			(973,815.78)				973,815.78	0.00	973,815.78	0.00
TOTAL OTHER TRANSACTIONS			(2,033,815.78)				2,033,815.78	0.00	2,033,815.78	0.00
OTHER										
Cash Transfer	10/31/2024	CCYUSD	0.00	Cash		0.00%	0.00	0.00	0.00	0.00
Total Cash Transfer			0.00				0.00	0.00	0.00	0.00
Coupon	10/01/2024	3137FJKE8	0.00	FHMS K-082 A2 3.92 09/25/2028		3.81%	718.67	0.00	718.67	0.00
Coupon	10/01/2024	3137FETN0	0.00	FHMS K-073 A2 3.35 01/25/2028		4.24%	1,298.12	0.00	1,298.12	0.00
Coupon	10/01/2024	3137FHPJ6	0.00	FHMS K-080 A2 3.926 07/25/2028		4.43%	1,063.29	0.00	1,063.29	0.00
Coupon	10/01/2024	3137BVZ82	0.00	FHMS K-063 A2 3.43 01/25/2027		4.45%	914.67	0.00	914.67	0.00
Coupon	10/01/2024	3137BNGT5	0.00	FHMS K-054 A2 2.745 01/25/2026		4.52%	1,143.75	0.00	1,143.75	0.00
Coupon	10/01/2024	3137FJXV6	0.00	FHMS K-083 A2 4.05 09/25/2028		4.58%	1,002.38	0.00	1,002.38	0.00
Coupon	10/01/2024	3137FJEH8	0.00	FHMS K-081 A2 3.9 08/25/2028		4.82%	503.75	0.00	503.75	0.00
Coupon	10/01/2024	3137FEBQ2	0.00	FHMS K-072 A2 3.444 12/25/2027		4.92%	1,435.00	0.00	1,435.00	0.00
Coupon	10/01/2024	3137H4BY5	0.00	FHMS K-746 A2 2.031 09/25/2028		5.20%	533.14	0.00	533.14	0.00

TRANSACTION LEDGER



City of Gardena Cons | Account #10647 | As of October 31, 2024

Transaction Type	Settlement Date	CUSIP	Quantity	Security Description	Price	Acq/Disp Yield	Amount	Interest Pur/Sold	Total Amount	Gain/Loss
Coupon	10/01/2024	3137FJZ93	0.00	FHMS K-084 A2 3.78 10/25/2028		5.28%	756.00	0.00	756.00	0.00
Coupon	10/05/2024	89115A2W1	0.00	TORONTO-DOMINION BANK 4.98 04/05/2027		5.21%	9,960.00	0.00	9,960.00	0.00
Coupon	10/15/2024	47788UAC6	0.00	JDOT 2021 A3 0.36 09/15/2025		0.00%	0.09	0.00	0.09	0.00
Coupon	10/15/2024	47789QAC4	0.00	JDOT 2021-B A3 0.52 03/16/2026		0.53%	6.43	0.00	6.43	0.00
Coupon	10/15/2024	89238JAC9	0.00	TAOT 2021-D A3 0.71 04/15/2026		0.71%	11.07	0.00	11.07	0.00
Coupon	10/15/2024	43815BAC4	0.00	HAROT 2022-1 A3 1.88 05/15/2026		1.90%	118.77	0.00	118.77	0.00
Coupon	10/15/2024	47787JAC2	0.00	JDOT 2022 A3 0.36 09/15/2026		2.35%	107.14	0.00	107.14	0.00
Coupon	10/15/2024	89238FAD5	0.00	TAOT 2022-B A3 2.93 09/15/2026		2.95%	153.41	0.00	153.41	0.00
Coupon	10/15/2024	02582JJT8	0.00	AMXCA 2022-2 A 3.39 05/17/2027		3.42%	522.63	0.00	522.63	0.00
Coupon	10/15/2024	47800AAC4	0.00	JDOT 2022-B A3 3.74 02/16/2027		3.78%	314.77	0.00	314.77	0.00
Coupon	10/15/2024	91282CJC6	0.00	UNITED STATES TREASURY 4.625 10/15/2026		3.84%	10,984.38	0.00	10,984.38	0.00
Coupon	10/15/2024	58769GAD5	0.00	MBALT 2024-B A3 4.23 02/15/2028		4.24%	305.50	0.00	305.50	0.00
Coupon	10/15/2024	58770AAC7	0.00	MBART 2023-1 A3 4.51 11/15/2027		4.56%	389.13	0.00	389.13	0.00
Coupon	10/15/2024	91282CFP1	0.00	UNITED STATES TREASURY 4.25 10/15/2025		4.59%	11,687.50	0.00	11,687.50	0.00
Coupon	10/15/2024	448979AD6	0.00	HART 2023-A A3 4.58 04/15/2027		4.63%	591.58	0.00	591.58	0.00
Coupon	10/15/2024	44934QAD3	0.00	HART 2024-B A3 4.84 03/15/2029		4.90%	363.00	0.00	363.00	0.00
Coupon	10/15/2024	02582JJZ4	0.00	AMXCA 2023-1 A 4.87 05/15/2026		4.92%	507.29	0.00	507.29	0.00

TRANSACTION LEDGER



City of Gardena Cons | Account #10647 | As of October 31, 2024

Transaction Type	Settlement Date	CUSIP	Quantity	Security Description	Price	Acq/Disp Yield	Amount	Interest Pur/Sold	Total Amount	Gain/Loss
Coupon	10/15/2024	20030NCS8	0.00	COMCAST CORP 3.95 10/15/2025		4.95%	7,900.00	0.00	7,900.00	0.00
Coupon	10/15/2024	47800BAC2	0.00	JDOT 2022-C A3 5.09 06/15/2027		5.15%	838.34	0.00	838.34	0.00
Coupon	10/15/2024	91282CEH0	0.00	UNITED STATES TREASURY 2.625 04/15/2025		5.18%	5,906.25	0.00	5,906.25	0.00
Coupon	10/15/2024	161571HT4	0.00	CHAIT 2023-1 A 5.16 09/15/2028		5.23%	1,462.00	0.00	1,462.00	0.00
Coupon	10/15/2024	02582JKD1	0.00	AMXCA 2023-3 A 5.23 09/15/2028		5.29%	1,481.83	0.00	1,481.83	0.00
Coupon	10/15/2024	47787CAC7	0.00	JDOT 2023-C A3 5.48 05/15/2028		5.55%	1,415.67	0.00	1,415.67	0.00
Coupon	10/16/2024	45950KCR9	0.00	INTERNATIONAL FINANCE CORP 1.375 10/16/2024		1.38%	1,100.80	0.00	1,100.80	0.00
Coupon	10/16/2024	36265WAD5	0.00	GMCAR 2022-3 A3 3.64 04/16/2027		3.67%	212.39	0.00	212.39	0.00
Coupon	10/16/2024	362583AD8	0.00	GMCAR 2023-2 A3 4.47 02/16/2028		4.51%	428.38	0.00	428.38	0.00
Coupon	10/18/2024	43815PAC3	0.00	HAROT 2022-2 A3 3.73 07/20/2026		3.76%	227.89	0.00	227.89	0.00
Coupon	10/20/2024	379929AD4	0.00	GMALT 2023-3 A3 5.38 11/20/2026		5.45%	336.25	0.00	336.25	0.00
Coupon	10/21/2024	43815GAC3	0.00	HAROT 2021-4 A3 0.88 01/21/2026		0.90%	16.93	0.00	16.93	0.00
Coupon	10/21/2024	43815JAC7	0.00	HAROT 2023-1 A3 5.04 04/21/2027		5.11%	294.00	0.00	294.00	0.00
Coupon	10/25/2024	05593AAC3	0.00	BMWLT 2023-1 A3 5.16 11/25/2025		5.22%	100.79	0.00	100.79	0.00
Coupon	10/25/2024	05602RAD3	0.00	BMWOT 2022-A A3 3.21 08/25/2026		6.07%	375.13	0.00	375.13	0.00
Total Coupon			0.00				67,488.11	0.00	67,488.11	0.00
Dividend	07/31/2024	90LAIF\$00	0.00	Local Agency Investment Fund State Pool			21,318.23	0.00	21,318.23	0.00

TRANSACTION LEDGER



City of Gardena Cons | Account #10647 | As of October 31, 2024

Transaction Type	Settlement Date	CUSIP	Quantity	Security Description	Price	Acq/Disp Yield	Amount	Interest Pur/Sold	Total Amount	Gain/Loss
Dividend	08/31/2024	90LAIF\$00	0.00	Local Agency Investment Fund State Pool			21,757.28	0.00	21,757.28	0.00
Dividend	09/30/2024	90LAIF\$00	0.00	Local Agency Investment Fund State Pool			20,963.89	0.00	20,963.89	0.00
Dividend	09/30/2024	31846V203	0.00	FIRST AMER:GVT OBLG Y			1,316.45	0.00	1,316.45	0.00
Dividend	10/15/2024	90LAIF\$00	0.00	Local Agency Investment Fund State Pool		4.48%	2,003.14	0.00	2,003.14	0.00
Dividend	10/31/2024	09CATR\$05	0.00	CalTrust MTF		4.14%	24,836.55	0.00	24,836.55	0.00
Dividend	10/31/2024	90CAMP\$00	0.00	CAMP		5.01%	60,133.92	0.00	60,133.92	0.00
Total Dividend			0.00				152,329.46	0.00	152,329.46	0.00
Principal Paydown	10/15/2024	47788UAC6	314.94	JDOT 2021 A3 0.36 09/15/2025		0.00%	314.94	--	314.94	(0.02)
Principal Paydown	10/15/2024	47789QAC4	1,560.43	JDOT 2021-B A3 0.52 03/16/2026		0.53%	1,560.43	--	1,560.43	0.00
Principal Paydown	10/15/2024	89238JAC9	2,597.50	TAOT 2021-D A3 0.71 04/15/2026		0.71%	2,597.50	--	2,597.50	(0.00)
Principal Paydown	10/15/2024	43815BAC4	8,059.20	HAROT 2022-1 A3 1.88 05/15/2026		1.90%	8,059.20	--	8,059.20	(0.00)
Principal Paydown	10/15/2024	47787JAC2	5,249.08	JDOT 2022 A3 0.36 09/15/2026		2.35%	5,249.08	--	5,249.08	(0.00)
Principal Paydown	10/15/2024	89238FAD5	5,540.33	TAOT 2022-B A3 2.93 09/15/2026		2.95%	5,540.33	--	5,540.33	0.00
Principal Paydown	10/15/2024	47800AAC4	5,501.65	JDOT 2022-B A3 3.74 02/16/2027		3.78%	5,501.65	--	5,501.65	(0.00)
Principal Paydown	10/15/2024	58770AAC7	6,145.33	MBART 2023-1 A3 4.51 11/15/2027		4.56%	6,145.33	--	6,145.33	(0.00)
Principal Paydown	10/15/2024	47800BAC2	9,424.39	JDOT 2022-C A3 5.09 06/15/2027		5.15%	9,424.39	--	9,424.39	0.00
Principal Paydown	10/16/2024	36265WAD5	5,538.03	GMCAR 2022-3 A3 3.64 04/16/2027		3.67%	5,538.03	--	5,538.03	0.00
Principal Paydown	10/18/2024	43815PAC3	6,434.94	HAROT 2022-2 A3 3.73 07/20/2026		3.76%	6,434.94	--	6,434.94	(0.00)
Principal Paydown	10/21/2024	43815GAC3	3,309.76	HAROT 2021-4 A3 0.88 01/21/2026		0.90%	3,309.76	--	3,309.76	0.00

TRANSACTION LEDGER



City of Gardena Cons | Account #10647 | As of October 31, 2024

Transaction Type	Settlement Date	CUSIP	Quantity	Security Description	Price	Acq/Disp Yield	Amount	Interest Pur/Sold	Total Amount	Gain/Loss
Principal Paydown	10/25/2024	05593AAC3	3,870.28	BMWLT 2023-1 A3 5.16 11/25/2025		5.22%	3,870.28	--	3,870.28	0.00
Principal Paydown	10/25/2024	05602RAD3	14,059.77	BMWOT 2022-A A3 3.21 08/25/2026		6.07%	14,059.77	--	14,059.77	(0.00)
Total Principal Paydown			77,605.63				77,605.63	--	77,605.63	(0.02)
TOTAL OTHER TRANSACTIONS			77,605.63				297,423.20	0.00	297,423.20	(0.02)

INCOME EARNED



City of Gardena Cons | Account #10647 | As of October 31, 2024

Cusip	Security Description	Trade Date Settle Date Units	Book Value: Begin Book Value: Acq Book Value: Disp Book Value: End	Prior Accrued Inc. Received Ending Accrued Total Interest	Accr. Of Discount Amort. Of Premium Net Accret/Amort Income Earned	Total Income
CASH & EQUIVALENTS						
31846V203	FIRST AMER:GVT OBLG Y	157,320.25	190,819.98 940,316.05 (973,815.78) 157,320.25	0.00 1,316.45 0.00 1,316.45	0.00 0.00 0.00 1,316.45	1,316.45
CCYUSD	Receivable	681,031.38	556,446.26 0.00 0.00 681,031.38	0.00 0.00 0.00 0.00	0.00 0.00 0.00 0.00	0.00
Total Cash & Equivalents			838,351.63	1,316.45	1,316.45	1,316.45
FIXED INCOME						
02582JJT8	AMXCA 2022-2 A 3.39 05/17/2027	05/17/2022 05/24/2022 185,000.00	184,988.12 0.00 0.00 184,989.75	278.73 522.63 278.73 522.63	1.63 0.00 1.63 524.26	524.26
02582JJZ4	AMXCA 2023-1 A 4.87 05/15/2026	06/07/2023 06/14/2023 125,000.00	124,992.06 0.00 0.00 124,992.48	270.56 507.29 270.56 507.29	0.42 0.00 0.42 507.71	507.71
02582JKD1	AMXCA 2023-3 A 5.23 09/15/2028	09/12/2023 09/19/2023 340,000.00	339,987.95 0.00 0.00 339,988.21	790.31 1,481.83 790.31 1,481.83	0.26 0.00 0.26 1,482.09	1,482.09
037833BY5	APPLE INC 3.25 02/23/2026	05/09/2023 05/11/2023 400,000.00	395,831.91 0.00 0.00 396,085.27	1,372.22 0.00 2,455.56 1,083.33	253.35 0.00 253.35 1,336.69	1,336.69
05593AAC3	BMWLT 2023-1 A3 5.16 11/25/2025	02/07/2023 02/15/2023 19,568.28	23,438.33 0.00 (3,870.28) 19,568.11	20.16 100.79 16.83 97.46	0.05 0.00 0.05 97.51	97.51

INCOME EARNED



City of Gardena Cons | Account #10647 | As of October 31, 2024

Cusip	Security Description	Trade Date Settle Date Units	Book Value: Begin Book Value: Acq Book Value: Disp Book Value: End	Prior Accrued Inc. Received Ending Accrued Total Interest	Accr. Of Discount Amort. Of Premium Net Accret/Amort Income Earned	Total Income
05602RAD3	BMWOT 2022-A A3 3.21 08/25/2026	01/05/2023 01/09/2023 126,176.95	138,349.35 0.00 (14,059.77) 124,554.77	75.03 375.13 67.50 367.61	265.19 0.00 265.19 632.79	632.79
06368LGU4	BANK OF MONTREAL 5.2 12/12/2024	03/25/2024 03/27/2024 400,000.00	399,820.55 0.00 0.00 399,897.82	6,297.78 0.00 8,031.11 1,733.33	77.26 0.00 77.26 1,810.59	1,810.59
06428CAA2	BANK OF AMERICA NA 5.526 08/18/2026	09/19/2023 09/21/2023 300,000.00	299,532.98 0.00 0.00 299,554.08	1,980.15 0.00 3,361.65 1,381.50	21.10 0.00 21.10 1,402.60	1,402.60
14913UAL4	CATERPILLAR FINANCIAL SERVICES CORP 5.0 05/14/2027	05/21/2024 05/23/2024 405,000.00	405,653.88 0.00 0.00 405,632.66	7,706.25 0.00 9,393.75 1,687.50	0.00 (21.23) (21.23) 1,666.27	1,666.27
161571HT4	CHAIT 2023-1 A 5.16 09/15/2028	09/07/2023 09/15/2023 340,000.00	339,925.46 0.00 0.00 339,927.06	779.73 1,462.00 779.73 1,462.00	1.60 0.00 1.60 1,463.60	1,463.60
17275RBQ4	CISCO SYSTEMS INC 4.8 02/26/2027	02/21/2024 02/26/2024 170,000.00	169,822.96 0.00 0.00 169,829.21	793.33 0.00 1,473.33 680.00	6.25 0.00 6.25 686.25	686.25
20030NCS8	COMCAST CORP 3.95 10/15/2025	03/11/2024 03/13/2024 400,000.00	396,041.70 0.00 0.00 396,365.47	7,285.56 7,900.00 702.22 1,316.67	323.77 0.00 323.77 1,640.43	1,640.43
24422EWB1	JOHN DEERE CAPITAL CORP 2.125 03/07/2025	03/02/2022 03/07/2022 130,000.00	129,991.99 0.00 0.00 129,993.57	184.17 0.00 414.38 230.21	1.58 0.00 1.58 231.79	231.79
3130ATS57	FEDERAL HOME LOAN BANKS 4.5 03/10/2028	03/21/2023 03/22/2023 700,000.00	710,933.08 0.00 0.00 710,663.24	1,837.50 0.00 4,462.50 2,625.00	0.00 (269.85) (269.85) 2,355.15	2,355.15

INCOME EARNED



City of Gardena Cons | Account #10647 | As of October 31, 2024

Cusip	Security Description	Trade Date Settle Date Units	Book Value: Begin Book Value: Acq Book Value: Disp Book Value: End	Prior Accrued Inc. Received Ending Accrued Total Interest	Accr. Of Discount Amort. Of Premium Net Accret/Amort Income Earned	Total Income
3130B3A29	FEDERAL HOME LOAN BANKS 4.0 10/09/2026	10/21/2024 10/22/2024 600,000.00	0.00 599,994.00 0.00 599,994.08	0.00 (733.33) 1,333.33 600.00	0.08 0.00 0.08 600.09	600.09
3133ENKS8	FEDERAL FARM CREDIT BANKS FUNDING CORP 1.125 01/06/2025	750,000.00	749,085.21 0.00 0.00 749,377.57	1,992.19 0.00 2,695.31 703.13	292.35 0.00 292.35 995.48	995.48
3133ENPG9	FEDERAL FARM CREDIT BANKS FUNDING CORP 1.75 02/14/2025	02/10/2022 02/15/2022 415,000.00	414,862.38 0.00 0.00 414,893.75	948.16 0.00 1,553.37 605.21	31.37 0.00 31.37 636.58	636.58
3133EPN50	FEDERAL FARM CREDIT BANKS FUNDING CORP 4.25 12/15/2028	12/28/2023 12/29/2023 650,000.00	658,959.72 0.00 0.00 658,778.89	8,134.03 0.00 10,436.11 2,302.08	0.00 (180.83) (180.83) 2,121.26	2,121.26
3133ERFJ5	FEDERAL FARM CREDIT BANKS FUNDING CORP 4.5 05/20/2027	05/23/2024 05/24/2024 330,000.00	327,651.32 0.00 0.00 327,727.08	5,403.75 0.00 6,641.25 1,237.50	75.76 0.00 75.76 1,313.26	1,313.26
3133ERGL9	FEDERAL FARM CREDIT BANKS FUNDING CORP 4.5 06/07/2028	06/25/2024 06/26/2024 450,000.00	450,918.28 0.00 0.00 450,897.11	6,412.50 0.00 8,100.00 1,687.50	0.00 (21.16) (21.16) 1,666.34	1,666.34
3135G06G3	FEDERAL NATIONAL MORTGAGE ASSOCIATION 0.5 11/07/2025	11/18/2020 11/19/2020 350,000.00	349,920.11 0.00 0.00 349,926.27	700.00 0.00 845.83 145.83	6.16 0.00 6.16 151.99	151.99
3137BNGT5	FHMS K-054 A2 2.745 01/25/2026	02/15/2023 02/21/2023 500,000.00	488,973.03 0.00 0.00 489,721.03	1,143.75 1,143.75 1,143.75 1,143.75	748.00 0.00 748.00 1,891.75	1,891.75
3137BVZ82	FHMS K-063 A2 3.43 01/25/2027	02/06/2024 02/09/2024 320,000.00	312,787.09 0.00 0.00 313,059.11	914.67 914.67 914.67 914.67	272.02 0.00 272.02 1,186.69	1,186.69

INCOME EARNED



City of Gardena Cons | Account #10647 | As of October 31, 2024

Cusip	Security Description	Trade Date Settle Date Units	Book Value: Begin Book Value: Acq Book Value: Disp Book Value: End	Prior Accrued Inc. Received Ending Accrued Total Interest	Accr. Of Discount Amort. Of Premium Net Accret/Amort Income Earned	Total Income
3137FEBQ2	FHMS K-072 A2 3.444 12/25/2027	08/22/2023 08/25/2023 500,000.00	478,073.59 0.00 0.00 478,661.58	1,435.00 1,435.00 1,435.00 1,435.00	587.99 0.00 587.99 2,022.99	2,022.99
3137FETN0	FHMS K-073 A2 3.35 01/25/2028	05/24/2023 05/30/2023 465,000.00	452,194.69 0.00 0.00 452,529.12	1,298.13 1,298.12 1,298.13 1,298.12	334.43 0.00 334.43 1,632.55	1,632.55
3137FHPJ6	FHMS K-080 A2 3.926 07/25/2028	01/23/2024 01/26/2024 325,000.00	318,920.26 0.00 0.00 319,057.93	1,063.29 1,063.29 1,063.29 1,063.29	137.67 0.00 137.67 1,200.96	1,200.96
3137FJEH8	FHMS K-081 A2 3.9 08/25/2028	09/15/2023 09/20/2023 155,000.00	149,829.15 0.00 0.00 149,943.65	503.75 503.75 503.75 503.75	114.50 0.00 114.50 618.25	618.25
3137FJKE8	FHMS K-082 A2 3.92 09/25/2028	09/20/2024 09/25/2024 220,000.00	220,573.38 0.00 0.00 220,560.95	718.67 718.67 718.67 718.67	0.00 (12.42) (12.42) 706.25	706.25
3137FJXV6	FHMS K-083 A2 4.05 09/25/2028	12/07/2023 12/12/2023 297,000.00	291,013.72 0.00 0.00 291,143.40	1,002.38 1,002.38 1,002.38 1,002.38	129.68 0.00 129.68 1,132.06	1,132.06
3137FJZ93	FHMS K-084 A2 3.78 10/25/2028	10/20/2023 10/25/2023 240,000.00	226,888.07 0.00 0.00 227,166.29	756.00 756.00 756.00 756.00	278.21 0.00 278.21 1,034.21	1,034.21
3137H4BY5	FHMS K-746 A2 2.031 09/25/2028	10/03/2023 10/06/2023 315,000.00	279,842.94 0.00 0.00 280,604.55	533.14 533.14 533.14 533.14	761.61 0.00 761.61 1,294.75	1,294.75
341081GT8	FLORIDA POWER & LIGHT CO 5.15 06/15/2029	09/19/2024 09/20/2024 330,000.00	345,230.69 0.00 0.00 344,945.75	5,570.58 0.00 6,986.83 1,416.25	0.00 (284.94) (284.94) 1,131.31	1,131.31

INCOME EARNED



City of Gardena Cons | Account #10647 | As of October 31, 2024

Cusip	Security Description	Trade Date Settle Date Units	Book Value: Begin Book Value: Acq Book Value: Disp Book Value: End	Prior Accrued Inc. Received Ending Accrued Total Interest	Accr. Of Discount Amort. Of Premium Net Accret/Amort Income Earned	Total Income
362583AD8	GMCAR 2023-2 A3 4.47 02/16/2028	04/04/2023 04/12/2023 115,000.00	114,997.80 0.00 0.00 114,997.86	214.19 428.38 214.19 428.38	0.06 0.00 0.06 428.44	428.44
36265WAD5	GMCAR 2022-3 A3 3.64 04/16/2027	07/06/2022 07/13/2022 64,480.82	70,018.64 0.00 (5,538.03) 64,480.63	106.20 212.39 97.80 203.99	0.02 0.00 0.02 204.01	204.01
379929AD4	GMALT 2023-3 A3 5.38 11/20/2026	08/08/2023 08/16/2023 75,000.00	74,994.12 0.00 0.00 74,994.35	123.29 336.25 123.29 336.25	0.23 0.00 0.23 336.48	336.48
38014AAD3	GMCAR 2024-4 A3 4.4 08/16/2029	10/08/2024 10/16/2024 95,000.00	0.00 94,981.70 0.00 94,981.87	0.00 0.00 169.02 169.02	0.17 0.00 0.17 169.19	169.19
437076CR1	HOME DEPOT INC 4.0 09/15/2025	09/12/2022 09/19/2022 110,000.00	109,987.34 0.00 0.00 109,988.47	195.56 0.00 562.22 366.67	1.12 0.00 1.12 367.79	367.79
437076DC3	HOME DEPOT INC 4.75 06/25/2029	295,000.00	295,116.76 0.00 0.00 295,114.34	3,736.67 0.00 4,904.38 1,167.71	15.88 (18.30) (2.42) 1,165.29	1,165.29
43815BAC4	HAROT 2022-1 A3 1.88 05/15/2026	02/15/2022 02/23/2022 67,752.14	75,807.40 0.00 (8,059.20) 67,748.80	63.34 118.77 56.61 112.04	0.60 0.00 0.60 112.64	112.64
43815GAC3	HAROT 2021-4 A3 0.88 01/21/2026	11/16/2021 11/24/2021 19,773.54	23,081.95 0.00 (3,309.76) 19,772.46	5.64 16.93 4.83 16.12	0.27 0.00 0.27 16.39	16.39
43815JAC7	HAROT 2023-1 A3 5.04 04/21/2027	02/16/2023 02/24/2023 70,000.00	69,992.04 0.00 0.00 69,992.31	98.00 294.00 98.00 294.00	0.26 0.00 0.26 294.26	294.26

INCOME EARNED



City of Gardena Cons | Account #10647 | As of October 31, 2024

Cusip	Security Description	Trade Date Settle Date Units	Book Value: Begin Book Value: Acq Book Value: Disp Book Value: End	Prior Accrued Inc. Received Ending Accrued Total Interest	Accr. Of Discount Amort. Of Premium Net Accret/Amort Income Earned	Total Income
43815PAC3	HAROT 2022-2 A3 3.73 07/20/2026	08/15/2022 08/24/2022 66,880.75	73,314.02 0.00 (6,434.94) 66,879.30	98.75 227.89 90.08 219.22	0.22 0.00 0.22 219.44	219.44
438516CJ3	HONEYWELL INTERNATIONAL INC 4.95 02/15/2028	02/13/2023 02/15/2023 400,000.00	406,002.99 0.00 0.00 405,848.04	2,530.00 0.00 4,180.00 1,650.00	0.00 (154.95) (154.95) 1,495.05	1,495.05
448976AD2	HART 2024-C A3 4.41 05/15/2029	10/08/2024 10/16/2024 140,000.00	0.00 139,989.75 0.00 139,989.85	0.00 0.00 257.25 257.25	0.10 0.00 0.10 257.35	257.35
448979AD6	HART 2023-A A3 4.58 04/15/2027	04/04/2023 04/12/2023 155,000.00	154,990.43 0.00 0.00 154,990.75	315.51 591.58 315.51 591.58	0.32 0.00 0.32 591.90	591.90
44934QAD3	HART 2024-B A3 4.84 03/15/2029	07/16/2024 07/24/2024 90,000.00	89,986.97 0.00 0.00 89,987.22	193.60 363.00 193.60 363.00	0.25 0.00 0.25 363.25	363.25
459058KT9	INTERNATIONAL BANK FOR RECONSTRUCTION AND DEVELOPM 3.5 07/12/2028	11/28/2023 11/30/2023 250,000.00	241,301.33 0.00 0.00 241,496.74	1,920.14 0.00 2,649.31 729.17	195.40 0.00 195.40 924.57	924.57
459058KW2	INTERNATIONAL BANK FOR RECONSTRUCTION AND DEVELOPM 4.625 08/01/2028	250,000.00	247,123.55 0.00 0.00 247,187.24	1,927.08 0.00 2,890.63 963.54	63.69 0.00 63.69 1,027.23	1,027.23
459058LK7	INTERNATIONAL BANK FOR RECONSTRUCTION AND DEVELOPM 4.0 08/27/2026	08/20/2024 08/27/2024 170,000.00	169,812.25 0.00 0.00 169,820.63	642.22 0.00 1,208.89 566.67	8.37 0.00 8.37 575.04	575.04
459058LN1	INTERNATIONAL BANK FOR RECONSTRUCTION AND DEVELOPM 3.875 10/16/2029	10/08/2024 10/16/2024 300,000.00	0.00 299,217.00 0.00 299,223.86	0.00 0.00 484.38 484.38	6.86 0.00 6.86 491.24	491.24

INCOME EARNED



City of Gardena Cons | Account #10647 | As of October 31, 2024

Cusip	Security Description	Trade Date Settle Date Units	Book Value: Begin Book Value: Acq Book Value: Disp Book Value: End	Prior Accrued Inc. Received Ending Accrued Total Interest	Accr. Of Discount Amort. Of Premium Net Accret/Amort Income Earned	Total Income
45950KCR9	INTERNATIONAL FINANCE CORP 1.375 10/16/2024	07/12/2021 07/14/2021 0.00	160,054.25 0.00 (160,000.00) 0.00	1,008.33 1,100.80 0.00 92.47	0.00 (54.25) (54.25) 38.21	38.21
46625HMN7	JPMORGAN CHASE & CO 3.9 07/15/2025	05/29/2024 05/30/2024 400,000.00	394,935.95 0.00 0.00 395,482.94	3,293.33 0.00 4,593.33 1,300.00	546.99 0.00 546.99 1,846.99	1,846.99
47787CAC7	JDOT 2023-C A3 5.48 05/15/2028	09/12/2023 09/19/2023 310,000.00	309,983.44 0.00 0.00 309,983.82	755.02 1,415.67 755.02 1,415.67	0.39 0.00 0.39 1,416.06	1,416.06
47787JAC2	JDOT 2022 A3 0.36 09/15/2026	03/10/2022 03/16/2022 50,170.31	55,414.48 0.00 (5,249.08) 50,166.06	57.14 107.14 51.73 101.73	0.66 0.00 0.66 102.39	102.39
47788UAC6	JDOT 2021 A3 0.36 09/15/2025	03/02/2021 03/10/2021 0.00	314.96 0.00 (314.96) 0.00	0.05 0.09 0.00 0.04	0.01 0.00 0.01 0.05	0.05
47789QAC4	JDOT 2021-B A3 0.52 03/16/2026	07/13/2021 07/21/2021 13,287.12	14,847.31 0.00 (1,560.43) 13,286.92	3.43 6.43 3.07 6.07	0.04 0.00 0.04 6.11	6.11
47800AAC4	JDOT 2022-B A3 3.74 02/16/2027	07/12/2022 07/20/2022 95,494.57	100,992.07 0.00 (5,501.65) 95,490.79	167.88 314.77 158.73 305.63	0.37 0.00 0.37 305.99	305.99
47800BAC2	JDOT 2022-C A3 5.09 06/15/2027	10/12/2022 10/19/2022 188,218.52	197,634.89 0.00 (9,424.39) 188,211.12	447.11 838.34 425.79 817.02	0.62 0.00 0.62 817.64	817.64
57636QAW4	MASTERCARD INC 4.875 03/09/2028	04/19/2023 04/21/2023 290,000.00	296,170.80 0.00 0.00 296,014.77	863.96 0.00 2,042.08 1,178.13	0.00 (156.03) (156.03) 1,022.09	1,022.09

INCOME EARNED



City of Gardena Cons | Account #10647 | As of October 31, 2024

Cusip	Security Description	Trade Date Settle Date Units	Book Value: Begin Book Value: Acq Book Value: Disp Book Value: End	Prior Accrued Inc. Received Ending Accrued Total Interest	Accr. Of Discount Amort. Of Premium Net Accret/Amort Income Earned	Total Income
58769GAD5	MBALT 2024-B A3 4.23 02/15/2028	09/17/2024 09/25/2024 130,000.00	129,978.23 0.00 0.00 129,978.77	91.65 305.50 244.40 458.25	0.55 0.00 0.55 458.80	458.80
58770AAC7	MBART 2023-1 A3 4.51 11/15/2027	01/18/2023 01/25/2023 97,392.03	103,529.52 0.00 (6,145.33) 97,384.85	207.53 389.13 195.22 376.81	0.67 0.00 0.67 377.48	377.48
58933YBH7	MERCK & CO INC 4.05 05/17/2028	05/08/2023 05/17/2023 90,000.00	89,947.17 0.00 0.00 89,948.41	1,356.75 0.00 1,660.50 303.75	1.24 0.00 1.24 304.99	304.99
6174468C6	MORGAN STANLEY 4.0 07/23/2025	04/10/2024 04/12/2024 394,000.00	389,248.77 0.00 0.00 389,748.05	2,976.89 0.00 4,290.22 1,313.33	499.28 0.00 499.28 1,812.62	1,812.62
61747YET8	MORGAN STANLEY 4.679 07/17/2026	07/18/2022 07/20/2022 175,000.00	175,000.00 0.00 0.00 175,000.00	1,683.14 0.00 2,365.49 682.35	0.00 0.00 0.00 682.35	682.35
63743HFE7	NATIONAL RURAL UTILITIES COOPERATIVE FINANCE CORP 3.45 06/15/2025	04/27/2022 05/04/2022 95,000.00	94,994.21 0.00 0.00 94,994.90	965.04 0.00 1,238.17 273.13	0.70 0.00 0.70 273.82	273.82
63743HFK3	NATIONAL RURAL UTILITIES COOPERATIVE FINANCE CORP 5.6 11/13/2026	11/14/2023 11/16/2023 390,000.00	392,561.37 0.00 0.00 392,454.36	8,372.00 0.00 10,192.00 1,820.00	0.00 (107.01) (107.01) 1,712.99	1,712.99
665859AW4	NORTHERN TRUST CORP 4.0 05/10/2027	10/05/2022 10/07/2022 450,000.00	442,572.16 0.00 0.00 442,814.28	7,050.00 0.00 8,550.00 1,500.00	242.13 0.00 242.13 1,742.13	1,742.13
69371RR57	PACCAR FINANCIAL CORP 0.9 11/08/2024	11/02/2021 11/08/2021 175,000.00	174,999.79 0.00 0.00 174,999.96	625.63 0.00 756.88 131.25	0.17 0.00 0.17 131.42	131.42

INCOME EARNED



City of Gardena Cons | Account #10647 | As of October 31, 2024

Cusip	Security Description	Trade Date Settle Date Units	Book Value: Begin Book Value: Acq Book Value: Disp Book Value: End	Prior Accrued Inc. Received Ending Accrued Total Interest	Accr. Of Discount Amort. Of Premium Net Accret/Amort Income Earned	Total Income
69371RS80	PACCAR FINANCIAL CORP 4.6 01/31/2029	01/24/2024 01/31/2024 410,000.00	409,420.95 0.00 0.00 409,432.29	3,195.72 0.00 4,767.39 1,571.67	11.34 0.00 11.34 1,583.01	1,583.01
713448FX1	PEPSICO INC 4.5 07/17/2029	07/15/2024 07/17/2024 295,000.00	294,561.78 0.00 0.00 294,569.54	2,728.75 0.00 3,835.00 1,106.25	7.76 0.00 7.76 1,114.01	1,114.01
74456QBU9	PUBLIC SERVICE ELECTRIC AND GAS CO 3.7 05/01/2028	09/06/2023 09/08/2023 300,000.00	286,743.49 0.00 0.00 287,057.68	4,625.00 0.00 5,550.00 925.00	314.18 0.00 314.18 1,239.18	1,239.18
78015K7C2	ROYAL BANK OF CANADA 2.25 11/01/2024	500,000.00	500,572.16 0.00 0.00 500,000.00	4,687.50 0.00 5,625.00 937.50	0.00 (572.16) (572.16) 365.34	365.34
78016HZT0	ROYAL BANK OF CANADA 4.875 01/19/2027	01/10/2024 01/19/2024 150,000.00	149,971.26 0.00 0.00 149,972.32	1,462.50 0.00 2,071.88 609.38	1.06 0.00 1.06 610.44	610.44
857477BR3	STATE STREET CORP 1.746 02/06/2026	02/02/2022 02/07/2022 90,000.00	90,000.00 0.00 0.00 90,000.00	240.08 0.00 371.03 130.95	0.00 0.00 0.00 130.95	130.95
857477CL5	STATE STREET CORP 4.993 03/18/2027	03/13/2024 03/18/2024 365,000.00	365,000.00 0.00 0.00 365,000.00	658.11 0.00 2,176.81 1,518.70	0.00 0.00 0.00 1,518.70	1,518.70
89115A2V3	TORONTO-DOMINION BANK 5.264 12/11/2026	12/04/2023 12/11/2023 160,000.00	160,000.00 0.00 0.00 160,000.00	2,573.51 0.00 3,275.38 701.87	0.00 0.00 0.00 701.87	701.87
89115A2W1	TORONTO-DOMINION BANK 4.98 04/05/2027	04/08/2024 04/10/2024 400,000.00	397,855.38 0.00 0.00 397,927.96	9,738.67 9,960.00 1,438.67 1,660.00	72.58 0.00 72.58 1,732.58	1,732.58

INCOME EARNED



City of Gardena Cons | Account #10647 | As of October 31, 2024

Cusip	Security Description	Trade Date Settle Date Units	Book Value: Begin Book Value: Acq Book Value: Disp Book Value: End	Prior Accrued Inc. Received Ending Accrued Total Interest	Accr. Of Discount Amort. Of Premium Net Accret/Amort Income Earned	Total Income
89236TMF9	TOYOTA MOTOR CREDIT CORP 5.05 05/16/2029	06/25/2024 06/26/2024 400,000.00	402,715.93 0.00 0.00 402,666.05	7,575.00 0.00 9,258.33 1,683.33	0.00 (49.88) (49.88) 1,633.46	1,633.46
89238FAD5	TAOT 2022-B A3 2.93 09/15/2026	04/07/2022 04/13/2022 57,290.83	62,830.68 0.00 (5,540.33) 57,290.42	81.82 153.41 74.61 146.20	0.06 0.00 0.06 146.26	146.26
89238JAC9	TAOT 2021-D A3 0.71 04/15/2026	11/09/2021 11/15/2021 16,108.45	18,705.87 0.00 (2,597.50) 16,108.38	5.90 11.07 5.08 10.25	0.02 0.00 0.02 10.27	10.27
89239TAD4	TAOT 2024-D A3 4.4 06/15/2029	10/10/2024 10/17/2024 105,000.00	0.00 104,994.14 0.00 104,994.19	0.00 0.00 179.67 179.67	0.05 0.00 0.05 179.72	179.72
912797KT3	UNITED STATES TREASURY 10/10/2024	05/29/2024 05/30/2024 0.00	449,411.96 0.00 (450,000.00) 0.00	0.00 0.00 0.00 0.00	588.04 0.00 588.04 588.04	588.04
912797KU0	UNITED STATES TREASURY 10/17/2024	04/18/2024 04/19/2024 0.00	448,967.50 0.00 (450,000.00) 0.00	0.00 0.00 0.00 0.00	1,032.50 0.00 1,032.50 1,032.50	1,032.50
9128283F5	UNITED STATES TREASURY 2.25 11/15/2027	12/20/2022 12/21/2022 800,000.00	764,096.37 0.00 0.00 765,072.70	6,798.91 0.00 8,315.22 1,516.30	976.33 0.00 976.33 2,492.63	2,492.63
9128284Z0	UNITED STATES TREASURY 2.75 08/31/2025	750,000.00	761,872.11 0.00 0.00 760,770.21	1,766.23 0.00 3,532.46 1,766.23	0.00 (1,101.90) (1,101.90) 664.33	664.33
9128286L9	UNITED STATES TREASURY 2.25 03/31/2026	02/25/2022 02/28/2022 750,000.00	753,688.11 0.00 0.00 753,478.71	46.36 0.00 1,483.52 1,437.16	0.00 (209.40) (209.40) 1,227.76	1,227.76

INCOME EARNED



City of Gardena Cons | Account #10647 | As of October 31, 2024

Cusip	Security Description	Trade Date Settle Date Units	Book Value: Begin Book Value: Acq Book Value: Disp Book Value: End	Prior Accrued Inc. Received Ending Accrued Total Interest	Accr. Of Discount Amort. Of Premium Net Accret/Amort Income Earned	Total Income
912828R36	UNITED STATES TREASURY 1.625 05/15/2026	10/14/2021 10/15/2021 250,000.00	252,525.24 0.00 0.00 252,392.78	1,534.48 0.00 1,876.70 342.22	0.00 (132.46) (132.46) 209.76	209.76
912828U24	UNITED STATES TREASURY 2.0 11/15/2026	03/29/2022 03/30/2022 625,000.00	618,085.09 0.00 0.00 618,361.69	4,721.47 0.00 5,774.46 1,052.99	276.60 0.00 276.60 1,329.59	1,329.59
912828X88	UNITED STATES TREASURY 2.375 05/15/2027	06/09/2022 06/10/2022 350,000.00	343,980.40 0.00 0.00 344,175.60	3,139.78 0.00 3,840.01 700.24	195.20 0.00 195.20 895.43	895.43
912828YB0	UNITED STATES TREASURY 1.625 08/15/2029	09/24/2024 09/25/2024 150,000.00	137,584.84 0.00 0.00 137,801.18	311.31 0.00 516.64 205.33	216.34 0.00 216.34 421.67	421.67
912828YG9	UNITED STATES TREASURY 1.625 09/30/2026	12/28/2021 12/29/2021 300,000.00	302,224.32 0.00 0.00 302,129.74	13.39 0.00 428.57 415.18	0.00 (94.59) (94.59) 320.59	320.59
912828Z52	UNITED STATES TREASURY 1.375 01/31/2025	02/17/2022 02/18/2022 750,000.00	749,187.68 0.00 0.00 749,394.09	1,737.43 0.00 2,606.15 868.72	206.41 0.00 206.41 1,075.13	1,075.13
912828ZF0	UNITED STATES TREASURY 0.5 03/31/2025	03/25/2021 03/29/2021 350,000.00	349,864.69 0.00 0.00 349,887.86	4.81 0.00 153.85 149.04	23.18 0.00 23.18 172.21	172.21
912828ZT0	UNITED STATES TREASURY 0.25 05/31/2025	02/25/2021 02/26/2021 365,000.00	364,167.91 0.00 0.00 364,274.50	306.66 0.00 383.95 77.29	106.59 0.00 106.59 183.88	183.88
91282CAZ4	UNITED STATES TREASURY 0.375 11/30/2025	750,000.00	745,688.63 0.00 0.00 746,003.11	945.18 0.00 1,183.40 238.22	314.48 0.00 314.48 552.69	552.69

INCOME EARNED



City of Gardena Cons | Account #10647 | As of October 31, 2024

Cusip	Security Description	Trade Date Settle Date Units	Book Value: Begin Book Value: Acq Book Value: Disp Book Value: End	Prior Accrued Inc. Received Ending Accrued Total Interest	Accr. Of Discount Amort. Of Premium Net Accret/Amort Income Earned	Total Income
91282CDH1	UNITED STATES TREASURY 0.75 11/15/2024	11/18/2021 11/19/2021 750,000.00	749,922.73 0.00 0.00 749,975.96	2,124.66 0.00 2,598.51 473.85	53.23 0.00 53.23 527.07	527.07
91282CEF4	UNITED STATES TREASURY 2.5 03/31/2027	750,000.00	742,982.18 0.00 0.00 743,220.99	51.51 0.00 1,648.35 1,596.84	238.81 0.00 238.81 1,835.65	1,835.65
91282CEH0	UNITED STATES TREASURY 2.625 04/15/2025	04/18/2024 04/19/2024 450,000.00	444,044.67 0.00 0.00 444,986.58	5,454.41 5,906.25 551.68 1,003.53	941.91 0.00 941.91 1,945.44	1,945.44
91282CEU1	UNITED STATES TREASURY 2.875 06/15/2025	07/30/2024 07/31/2024 500,000.00	493,092.24 0.00 0.00 493,925.47	4,241.80 0.00 5,459.36 1,217.55	833.23 0.00 833.23 2,050.79	2,050.79
91282CEY3	UNITED STATES TREASURY 3.0 07/15/2025	03/15/2024 03/18/2024 475,000.00	468,046.44 0.00 0.00 468,797.52	3,020.38 0.00 4,220.79 1,200.41	751.08 0.00 751.08 1,951.49	1,951.49
91282CFK2	UNITED STATES TREASURY 3.5 09/15/2025	03/15/2024 03/18/2024 475,000.00	468,951.38 0.00 0.00 469,488.65	734.81 0.00 2,158.49 1,423.69	537.27 0.00 537.27 1,960.96	1,960.96
91282CFM8	UNITED STATES TREASURY 4.125 09/30/2027	10/26/2022 10/27/2022 570,000.00	569,038.65 0.00 0.00 569,065.89	64.59 0.00 2,067.03 2,002.44	27.24 0.00 27.24 2,029.68	2,029.68
91282CFP1	UNITED STATES TREASURY 4.25 10/15/2025	06/23/2023 06/26/2023 550,000.00	548,191.61 0.00 0.00 548,339.53	10,793.37 11,687.50 1,091.69 1,985.82	147.92 0.00 147.92 2,133.73	2,133.73
91282CGC9	UNITED STATES TREASURY 3.875 12/31/2027	05/25/2023 05/26/2023 500,000.00	498,510.89 0.00 0.00 498,549.81	4,896.40 0.00 6,528.53 1,632.13	38.92 0.00 38.92 1,671.06	1,671.06

INCOME EARNED



City of Gardena Cons | Account #10647 | As of October 31, 2024

Cusip	Security Description	Trade Date Settle Date Units	Book Value: Begin Book Value: Acq Book Value: Disp Book Value: End	Prior Accrued Inc. Received Ending Accrued Total Interest	Accr. Of Discount Amort. Of Premium Net Accret/Amort Income Earned	Total Income
91282CHH7	UNITED STATES TREASURY 4.125 06/15/2026	08/26/2024 08/27/2024 475,000.00	476,422.87 0.00 0.00 476,351.95	5,781.76 0.00 7,441.34 1,659.58	0.00 (70.91) (70.91) 1,588.67	1,588.67
91282CJC6	UNITED STATES TREASURY 4.625 10/15/2026	08/26/2024 08/27/2024 475,000.00	482,177.02 0.00 0.00 481,877.98	10,144.04 10,984.38 1,026.01 1,866.35	0.00 (299.04) (299.04) 1,567.31	1,567.31
91282CJP7	UNITED STATES TREASURY 4.375 12/15/2026	12/27/2023 12/28/2023 300,000.00	302,160.23 0.00 0.00 302,077.04	3,872.95 0.00 4,984.63 1,111.68	0.00 (83.19) (83.19) 1,028.49	1,028.49
931142ERO	WALMART INC 1.05 09/17/2026	09/08/2021 09/17/2021 40,000.00	39,970.35 0.00 0.00 39,971.64	16.33 0.00 51.33 35.00	1.28 0.00 1.28 36.28	36.28
931142EW9	WALMART INC 3.9 09/09/2025	09/06/2022 09/09/2022 80,000.00	79,982.47 0.00 0.00 79,984.06	190.67 0.00 450.67 260.00	1.58 0.00 1.58 261.58	261.58
Total Fixed Income			32,857,957.04 1,239,176.59 (1,137,605.65) 32,969,858.59	220,582.78 66,754.78 245,483.76 91,655.76	14,225.11 (3,894.50) 10,330.61 101,986.37	101,986.37

LAIF						
90LAIF\$00	Local Agency Investment Fund State Pool		5,569,009.17 66,042.54 0.00 5,635,051.71	0.00 66,042.54 0.00 66,042.54	0.00 0.00 0.00 66,042.54	66,042.54
Total LAIF			5,635,051.71	66,042.54	66,042.54	66,042.54

LOCAL GOV INVESTMENT POOL

INCOME EARNED



City of Gardena Cons | Account #10647 | As of October 31, 2024

Cusip	Security Description	Trade Date Settle Date Units	Book Value: Begin Book Value: Acq Book Value: Disp Book Value: End	Prior Accrued Inc. Received Ending Accrued Total Interest	Accr. Of Discount Amort. Of Premium Net Accret/Amort Income Earned	Total Income
09CATR\$05	CalTrust MTF	709,236.21	7,093,235.26 24,836.55 0.00 7,118,071.81	0.00 24,836.55 0.00 24,836.55	0.00 0.00 0.00 24,836.55	24,836.55
90CAMP\$00	CAMP	14,168,142.44	14,108,008.52 60,133.92 0.00 14,168,142.44	0.00 60,133.92 0.00 60,133.92	0.00 0.00 0.00 60,133.92	60,133.92
90CAMP\$06	CAMP	36,250,000.00	36,250,000.00 0.00 0.00 36,250,000.00	0.00 0.00 0.00 0.00	0.00 0.00 0.00 0.00	0.00
Total Local Gov Investment Pool		51,127,378.65	57,451,243.78 84,970.47 0.00 57,536,214.25	0.00 84,970.47 0.00 84,970.47	0.00 0.00 0.00 84,970.47	84,970.47
TOTAL PORTFOLIO		90,759,376.30	96,625,476.23 2,330,505.65 (2,111,421.43) 96,979,476.18	220,582.78 219,084.24 245,483.76 243,985.22	14,225.11 (3,894.50) 10,330.61 254,315.83	254,315.83

CASH FLOW REPORT



City of Gardena Cons | Account #10647 | As of October 31, 2024

Payment Date	Transaction Type	CUSIP	Quantity	Security Description	Principal Amount	Income	Total Amount
NOVEMBER 2024							
11/01/2024	Dividend	31846V203	0.00		1,379.26		1,379.26
11/01/2024	Dividend		0.00		21,503.83		21,503.83
11/01/2024	Dividend		0.00		167,057.88		167,057.88
11/01/2024	Coupon	74456QBU9	0.00	PUBLIC SERVICE ELECTRIC AND GAS CO 3.7 05/01/2028		5,550.00	5,550.00
11/01/2024	Maturity	78015K7C2	(500,000.00)	ROYAL BANK OF CANADA 2.25 11/01/2024	500,000.00		500,000.00
11/01/2024	Coupon	78015K7C2	0.00	ROYAL BANK OF CANADA 2.25 11/01/2024		5,625.00	5,625.00
11/07/2024	Coupon	3135G06G3	0.00	FEDERAL NATIONAL MORTGAGE ASSOCIATION 0.5 11/07/2025		875.00	875.00
11/08/2024	Coupon	69371RR57	0.00	PACCAR FINANCIAL CORP 0.9 11/08/2024		787.50	787.50
11/08/2024	Maturity	69371RR57	(175,000.00)	PACCAR FINANCIAL CORP 0.9 11/08/2024	175,000.00		175,000.00
11/12/2024	Coupon	665859AW4	0.00	NORTHERN TRUST CORP 4.0 05/10/2027		9,000.00	9,000.00
11/13/2024	Coupon	63743HFK3	0.00	NATIONAL RURAL UTILITIES COOPERATIVE FINANCE CORP 5.6 11/13/2026		10,920.00	10,920.00
11/14/2024	Coupon	14913UAL4	0.00	CATERPILLAR FINANCIAL SERVICES CORP 5.0 05/14/2027		10,125.00	10,125.00
11/15/2024	Coupon	02582JIT8	0.00	AMXCA 2022-2 A 3.39 05/17/2027		522.63	522.63
11/15/2024	Coupon	02582JJZ4	0.00	AMXCA 2023-1 A 4.87 05/15/2026		507.29	507.29
11/15/2024	Coupon	02582JKD1	0.00	AMXCA 2023-3 A 5.23 09/15/2028		1,481.83	1,481.83
11/15/2024	Coupon	161571HT4	0.00	CHAIT 2023-1 A 5.16 09/15/2028		1,462.00	1,462.00
11/15/2024	Coupon	43815BAC4	0.00	HAROT 2022-1 A3 1.88 05/15/2026		106.14	106.14
11/15/2024	Principal Paydown	43815BAC4	(8,156.21)	HAROT 2022-1 A3 1.88 05/15/2026	8,156.21		8,156.21
11/15/2024	Coupon	448979AD6	0.00	HART 2023-A A3 4.58 04/15/2027		591.58	591.58
11/15/2024	Coupon	44934QAD3	0.00	HART 2024-B A3 4.84 03/15/2029		363.00	363.00
11/15/2024	Coupon	448976AD2	0.00	HART 2024-C A3 4.41 05/15/2029		497.35	497.35
11/15/2024	Coupon	47789QAC4	0.00	JDOT 2021-B A3 0.52 03/16/2026		5.76	5.76
11/15/2024	Principal Paydown	47789QAC4	(2,648.27)	JDOT 2021-B A3 0.52 03/16/2026	2,648.27		2,648.27
11/15/2024	Coupon	47787JAC2	0.00	JDOT 2022 A3 0.36 09/15/2026		97.00	97.00
11/15/2024	Principal Paydown	47787JAC2	(6,921.83)	JDOT 2022 A3 0.36 09/15/2026	6,921.83		6,921.83
11/15/2024	Coupon	47800AAC4	0.00	JDOT 2022-B A3 3.74 02/16/2027		297.62	297.62
11/15/2024	Principal Paydown	47800AAC4	(7,905.88)	JDOT 2022-B A3 3.74 02/16/2027	7,905.88		7,905.88

CASH FLOW REPORT



City of Gardena Cons | Account #10647 | As of October 31, 2024

Payment Date	Transaction Type	CUSIP	Quantity	Security Description	Principal Amount	Income	Total Amount
11/15/2024	Coupon	47800BAC2	0.00	JDOT 2022-C A3 5.09 06/15/2027		798.36	798.36
11/15/2024	Principal Paydown	47800BAC2	(11,981.22)	JDOT 2022-C A3 5.09 06/15/2027	11,981.22		11,981.22
11/15/2024	Coupon	47787CAC7	0.00	JDOT 2023-C A3 5.48 05/15/2028		1,415.67	1,415.67
11/15/2024	Coupon	58769GAD5	0.00	MBALT 2024-B A3 4.23 02/15/2028		458.25	458.25
11/15/2024	Coupon	58770AAC7	0.00	MBART 2023-1 A3 4.51 11/15/2027		366.03	366.03
11/15/2024	Principal Paydown	58770AAC7	(6,043.88)	MBART 2023-1 A3 4.51 11/15/2027	6,043.88		6,043.88
11/15/2024	Coupon	89238JAC9	0.00	TAOT 2021-D A3 0.71 04/15/2026		9.53	9.53
11/15/2024	Principal Paydown	89238JAC9	(2,671.87)	TAOT 2021-D A3 0.71 04/15/2026	2,671.87		2,671.87
11/15/2024	Coupon	89238FAD5	0.00	TAOT 2022-B A3 2.93 09/15/2026		139.89	139.89
11/15/2024	Principal Paydown	89238FAD5	(5,620.05)	TAOT 2022-B A3 2.93 09/15/2026	5,620.05		5,620.05
11/15/2024	Coupon	89239TAD4	0.00	TAOT 2024-D A3 4.4 06/15/2029		359.33	359.33
11/15/2024	Coupon	91282CDH1	0.00	UNITED STATES TREASURY 0.75 11/15/2024		2,812.50	2,812.50
11/15/2024	Maturity	91282CDH1	(750,000.00)	UNITED STATES TREASURY 0.75 11/15/2024	750,000.00		750,000.00
11/15/2024	Coupon	912828R36	0.00	UNITED STATES TREASURY 1.625 05/15/2026		2,031.25	2,031.25
11/15/2024	Coupon	912828U24	0.00	UNITED STATES TREASURY 2.0 11/15/2026		6,250.00	6,250.00
11/15/2024	Coupon	9128283F5	0.00	UNITED STATES TREASURY 2.25 11/15/2027		9,000.00	9,000.00
11/15/2024	Coupon	912828X88	0.00	UNITED STATES TREASURY 2.375 05/15/2027		4,156.25	4,156.25
11/18/2024	Coupon	36265WAD5	0.00	GMCAR 2022-3 A3 3.64 04/16/2027		195.59	195.59
11/18/2024	Principal Paydown	36265WAD5	(5,736.29)	GMCAR 2022-3 A3 3.64 04/16/2027	5,736.29		5,736.29
11/18/2024	Coupon	362583AD8	0.00	GMCAR 2023-2 A3 4.47 02/16/2028		428.38	428.38
11/18/2024	Coupon	38014AAD3	0.00	GMCAR 2024-4 A3 4.4 08/16/2029		371.56	371.56
11/18/2024	Coupon	43815PAC3	0.00	HAROT 2022-2 A3 3.73 07/20/2026		207.89	207.89
11/18/2024	Principal Paydown	43815PAC3	(6,389.87)	HAROT 2022-2 A3 3.73 07/20/2026	6,389.87		6,389.87
11/18/2024	Coupon	58933YBH7	0.00	MERCK & CO INC 4.05 05/17/2028		1,822.50	1,822.50
11/18/2024	Coupon	89236TMF9	0.00	TOYOTA MOTOR CREDIT CORP 5.05 05/16/2029		10,100.00	10,100.00
11/20/2024	Coupon	3133ERFJ5	0.00	FEDERAL FARM CREDIT BANKS FUNDING CORP 4.5 05/20/2027		7,425.00	7,425.00
11/20/2024	Coupon	379929AD4	0.00	GMALT 2023-3 A3 5.38 11/20/2026		336.25	336.25
11/21/2024	Coupon	43815GAC3	0.00	HAROT 2021-4 A3 0.88 01/21/2026		14.50	14.50
11/21/2024	Principal Paydown	43815GAC3	(3,312.98)	HAROT 2021-4 A3 0.88 01/21/2026	3,312.98		3,312.98
11/21/2024	Coupon	43815JAC7	0.00	HAROT 2023-1 A3 5.04 04/21/2027		294.00	294.00
11/25/2024	Coupon	05593AAC3	0.00	BMWLT 2023-1 A3 5.16 11/25/2025		84.14	84.14

CASH FLOW REPORT



City of Gardena Cons | Account #10647 | As of October 31, 2024

Payment Date	Transaction Type	CUSIP	Quantity	Security Description	Principal Amount	Income	Total Amount
11/25/2024	Principal Paydown	05593AAC3	(5,010.31)	BMWLT 2023-1 A3 5.16 11/25/2025	5,010.31		5,010.31
11/25/2024	Coupon	05602RAD3	0.00	BMWOT 2022-A A3 3.21 08/25/2026		337.52	337.52
11/25/2024	Principal Paydown	05602RAD3	(14,377.00)	BMWOT 2022-A A3 3.21 08/25/2026	14,377.00		14,377.00
11/25/2024	Coupon	3137BNGT5	0.00	FHMS K-054 A2 2.745 01/25/2026		1,143.75	1,143.75
11/25/2024	Coupon	3137BVZ82	0.00	FHMS K-063 A2 3.43 01/25/2027		914.67	914.67
11/25/2024	Coupon	3137FEBQ2	0.00	FHMS K-072 A2 3.444 12/25/2027		1,435.00	1,435.00
11/25/2024	Coupon	3137FETN0	0.00	FHMS K-073 A2 3.35 01/25/2028		1,298.12	1,298.12
11/25/2024	Coupon	3137FHPJ6	0.00	FHMS K-080 A2 3.926 07/25/2028		1,063.29	1,063.29
11/25/2024	Coupon	3137FJEH8	0.00	FHMS K-081 A2 3.9 08/25/2028		503.75	503.75
11/25/2024	Coupon	3137FJKE8	0.00	FHMS K-082 A2 3.92 09/25/2028		718.67	718.67
11/25/2024	Coupon	3137FJXV6	0.00	FHMS K-083 A2 4.05 09/25/2028		1,002.38	1,002.38
11/25/2024	Coupon	3137FJZ93	0.00	FHMS K-084 A2 3.78 10/25/2028		756.00	756.00
11/25/2024	Coupon	3137H4BY5	0.00	FHMS K-746 A2 2.031 09/25/2028		533.14	533.14
11/30/2024	Dividend		0.00	CalTrust MTF	23,349.99		23,349.99
11/30/2024	Dividend		0.00	CAMP	56,562.31		56,562.31
November 2024 Total					1,781,628.93	107,597.86	1,889,226.79
DECEMBER 2024							
12/02/2024	Dividend		0.00	CAMP	149,270.55		149,270.55
12/02/2024	Dividend	31846V203	0.00	FIRST AMER:GVT OBLG Y	2,265.92		2,265.92
12/02/2024	Dividend		0.00	Local Agency Investment Fund State Pool	20,749.34		20,749.34
12/02/2024	Coupon	912828ZT0	0.00	UNITED STATES TREASURY 0.25 05/31/2025		456.25	456.25
12/02/2024	Coupon	91282CAZ4	0.00	UNITED STATES TREASURY 0.375 11/30/2025		1,406.25	1,406.25
12/09/2024	Coupon	3133ERGL9	450,000.00	FEDERAL FARM CREDIT BANKS FUNDING CORP 4.5 06/07/2028		10,125.00	10,125.00
12/11/2024	Coupon	89115A2V3	160,000.00	TORONTO-DOMINION BANK 5.264 12/11/2026		4,211.20	4,211.20
12/12/2024	Coupon	06368LGU4	400,000.00	BANK OF MONTREAL 5.2 12/12/2024		10,400.00	10,400.00
12/12/2024	Final Maturity	06368LGU4	400,000.00	BANK OF MONTREAL 5.2 12/12/2024	400,000.00		400,000.00
12/16/2024	Coupon	02582JJT8	185,000.00	AMXCA 2022-2 A 3.39 05/17/2027		522.63	522.63
12/16/2024	Coupon	02582JJZ4	125,000.00	AMXCA 2023-1 A 4.87 05/15/2026		507.29	507.29
12/16/2024	Coupon	02582JKD1	340,000.00	AMXCA 2023-3 A 5.23 09/15/2028		1,481.83	1,481.83
12/16/2024	Coupon	161571HT4	340,000.00	CHAIT 2023-1 A 5.16 09/15/2028		1,462.00	1,462.00

CASH FLOW REPORT



City of Gardena Cons | Account #10647 | As of October 31, 2024

Payment Date	Transaction Type	CUSIP	Quantity	Security Description	Principal Amount	Income	Total Amount
12/16/2024	Coupon	3133EPN50	650,000.00	FEDERAL FARM CREDIT BANKS FUNDING CORP 4.25 12/15/2028		13,812.50	13,812.50
12/16/2024	Coupon	341081GT8	330,000.00	FLORIDA POWER & LIGHT CO 5.15 06/15/2029		9,064.00	9,064.00
12/16/2024	Coupon	362583AD8	115,000.00	GMCAR 2023-2 A3 4.47 02/16/2028		428.38	428.38
12/16/2024	Coupon	36265WAD5	58,744.52	GMCAR 2022-3 A3 3.64 04/16/2027		178.19	178.19
12/16/2024	Principal Paydown	36265WAD5	58,744.52	GMCAR 2022-3 A3 3.64 04/16/2027	4,951.26		4,951.26
12/16/2024	Coupon	38014AAD3	95,000.00	GMCAR 2024-4 A3 4.4 08/16/2029		338.04	338.04
12/16/2024	Coupon	43815BAC4	59,595.92	HAROT 2022-1 A3 1.88 05/15/2026		93.37	93.37
12/16/2024	Principal Paydown	43815BAC4	59,595.92	HAROT 2022-1 A3 1.88 05/15/2026	7,150.12		7,150.12
12/16/2024	Coupon	448976AD2	140,000.00	HART 2024-C A3 4.41 05/15/2029		514.50	514.50
12/16/2024	Coupon	448979AD6	155,000.00	HART 2023-A A3 4.58 04/15/2027		591.58	591.58
12/16/2024	Principal Paydown	448979AD6	155,000.00	HART 2023-A A3 4.58 04/15/2027	8,478.89		8,478.89
12/16/2024	Coupon	44934QAD3	90,000.00	HART 2024-B A3 4.84 03/15/2029		363.00	363.00
12/16/2024	Coupon	47787CAC7	310,000.00	JDOT 2023-C A3 5.48 05/15/2028		1,415.67	1,415.67
12/16/2024	Coupon	47787JAC2	43,248.48	JDOT 2022 A3 0.36 09/15/2026		80.33	80.33
12/16/2024	Principal Paydown	47787JAC2	43,248.48	JDOT 2022 A3 0.36 09/15/2026	4,703.48		4,703.48
12/16/2024	Coupon	47789QAC4	10,638.85	JDOT 2021-B A3 0.52 03/16/2026		4.61	4.61
12/16/2024	Principal Paydown	47789QAC4	10,638.85	JDOT 2021-B A3 0.52 03/16/2026	1,548.06		1,548.06
12/16/2024	Coupon	47800AAC4	87,588.69	JDOT 2022-B A3 3.74 02/16/2027		272.98	272.98
12/16/2024	Principal Paydown	47800AAC4	87,588.69	JDOT 2022-B A3 3.74 02/16/2027	5,335.56		5,335.56
12/16/2024	Coupon	47800BAC2	176,237.30	JDOT 2022-C A3 5.09 06/15/2027		747.54	747.54
12/16/2024	Principal Paydown	47800BAC2	176,237.30	JDOT 2022-C A3 5.09 06/15/2027	7,946.49		7,946.49
12/16/2024	Coupon	58769GAD5	130,000.00	MBALT 2024-B A3 4.23 02/15/2028		458.25	458.25
12/16/2024	Coupon	58770AAC7	91,348.15	MBART 2023-1 A3 4.51 11/15/2027		349.35	349.35
12/16/2024	Principal Paydown	58770AAC7	91,348.15	MBART 2023-1 A3 4.51 11/15/2027	5,238.87		5,238.87
12/16/2024	Coupon	63743HFE7	95,000.00	NATIONAL RURAL UTILITIES COOPERATIVE FINANCE CORP 3.45 06/15/2025		1,638.75	1,638.75
12/16/2024	Coupon	89238FAD5	51,670.78	TAOT 2022-B A3 2.93 09/15/2026		126.16	126.16
12/16/2024	Principal Paydown	89238FAD5	51,670.78	TAOT 2022-B A3 2.93 09/15/2026	5,136.03		5,136.03
12/16/2024	Coupon	89238JAC9	13,436.58	TAOT 2021-D A3 0.71 04/15/2026		7.80	7.80
12/16/2024	Principal Paydown	89238JAC9	13,436.58	TAOT 2021-D A3 0.71 04/15/2026	2,423.06		2,423.06
12/16/2024	Coupon	89239TAD4	105,000.00	TAOT 2024-D A3 4.4 06/15/2029		391.13	391.13

CASH FLOW REPORT



City of Gardena Cons | Account #10647 | As of October 31, 2024

Payment Date	Transaction Type	CUSIP	Quantity	Security Description	Principal Amount	Income	Total Amount
12/16/2024	Coupon	91282CEU1	500,000.00	UNITED STATES TREASURY 2.875 06/15/2025		7,187.50	7,187.50
12/16/2024	Coupon	91282CGA3	600,000.00	UNITED STATES TREASURY 4.0 12/15/2025		12,000.00	12,000.00
12/16/2024	Coupon	91282CHH7	475,000.00	UNITED STATES TREASURY 4.125 06/15/2026		9,796.88	9,796.88
12/16/2024	Coupon	91282CJP7	300,000.00	UNITED STATES TREASURY 4.375 12/15/2026		6,562.50	6,562.50
12/18/2024	Coupon	43815PAC3	60,490.89	HAROT 2022-2 A3 3.73 07/20/2026		188.77	188.77
12/18/2024	Principal Paydown	43815PAC3	60,490.89	HAROT 2022-2 A3 3.73 07/20/2026	5,874.61		5,874.61
12/20/2024	Coupon	379929AD4	75,000.00	GMALT 2023-3 A3 5.38 11/20/2026		336.25	336.25
12/23/2024	Coupon	43815GAC3	16,460.56	HAROT 2021-4 A3 0.88 01/21/2026		12.07	12.07
12/23/2024	Principal Paydown	43815GAC3	16,460.56	HAROT 2021-4 A3 0.88 01/21/2026	2,931.40		2,931.40
12/23/2024	Coupon	43815JAC7	70,000.00	HAROT 2023-1 A3 5.04 04/21/2027		294.00	294.00
12/23/2024	Principal Paydown	43815JAC7	70,000.00	HAROT 2023-1 A3 5.04 04/21/2027	3,036.41		3,036.41
12/25/2024	Coupon	05593AAC3	14,557.97	BMWLT 2023-1 A3 5.16 11/25/2025		61.27	61.27
12/25/2024	Principal Paydown	05593AAC3	14,557.97	BMWLT 2023-1 A3 5.16 11/25/2025	5,481.67		5,481.67
12/25/2024	Coupon	05602RAD3	111,799.95	BMWOT 2022-A A3 3.21 08/25/2026		300.84	300.84
12/25/2024	Principal Paydown	05602RAD3	111,799.95	BMWOT 2022-A A3 3.21 08/25/2026	12,992.98		12,992.98
12/26/2024	Coupon	3137BNGT5	500,000.00	FHMS K-054 A2 2.745 01/25/2026		1,143.75	1,143.75
12/26/2024	Coupon	3137BVZ82	320,000.00	FHMS K-063 A2 3.43 01/25/2027		914.67	914.67
12/26/2024	Coupon	3137FEBQ2	500,000.00	FHMS K-072 A2 3.444 12/25/2027		1,435.00	1,435.00
12/26/2024	Coupon	3137FETN0	465,000.00	FHMS K-073 A2 3.35 01/25/2028		1,298.13	1,298.13
12/26/2024	Coupon	3137FHPJ6	325,000.00	FHMS K-080 A2 3.926 07/25/2028		1,063.29	1,063.29
12/26/2024	Coupon	3137FJEH8	155,000.00	FHMS K-081 A2 3.9 08/25/2028		503.75	503.75
12/26/2024	Coupon	3137FJKE8	220,000.00	FHMS K-082 A2 3.92 09/25/2028		718.67	718.67
12/26/2024	Coupon	3137FJXV6	297,000.00	FHMS K-083 A2 4.05 09/25/2028		1,002.38	1,002.38
12/26/2024	Coupon	3137FJZ93	240,000.00	FHMS K-084 A2 3.78 10/25/2028		756.00	756.00
12/26/2024	Coupon	3137H4BY5	315,000.00	FHMS K-746 A2 2.031 09/25/2028		533.14	533.14
12/26/2024	Coupon	437076DC3	295,000.00	HOME DEPOT INC 4.75 06/25/2029		7,006.25	7,006.25
12/31/2024	Coupon	91282CGC9	500,000.00	UNITED STATES TREASURY 3.875 12/31/2027		9,687.50	9,687.50
December 2024							
Total					655,514.70	124,251.17	779,765.88
JANUARY 2025							
01/06/2025	Coupon	3133ENKS8	750,000.00	FEDERAL FARM CREDIT BANKS FUNDING CORP 1.125 01/06/2025		4,218.75	4,218.75

CASH FLOW REPORT



City of Gardena Cons | Account #10647 | As of October 31, 2024

Payment Date	Transaction Type	CUSIP	Quantity	Security Description	Principal Amount	Income	Total Amount
01/06/2025	Final Maturity	3133ENKS8	750,000.00	FEDERAL FARM CREDIT BANKS FUNDING CORP 1.125 01/06/2025	750,000.00		750,000.00
01/13/2025	Coupon	459058KT9	250,000.00	INTERNATIONAL BANK FOR RECONSTRUCTION AND DEVELOPM 3.5 07/12/2028		4,375.00	4,375.00
01/15/2025	Coupon	02582JJT8	185,000.00	AMXCA 2022-2 A 3.39 05/17/2027		522.63	522.63
01/15/2025	Coupon	02582JJZ4	125,000.00	AMXCA 2023-1 A 4.87 05/15/2026		507.29	507.29
01/15/2025	Coupon	02582JKD1	340,000.00	AMXCA 2023-3 A 5.23 09/15/2028		1,481.83	1,481.83
01/15/2025	Coupon	161571HT4	340,000.00	CHAIT 2023-1 A 5.16 09/15/2028		1,462.00	1,462.00
01/15/2025	Coupon	43815BAC4	59,595.92	HAROT 2022-1 A3 1.88 05/15/2026		82.17	82.17
01/15/2025	Principal Paydown	43815BAC4	59,595.92	HAROT 2022-1 A3 1.88 05/15/2026	7,010.71		7,010.71
01/15/2025	Coupon	448976AD2	140,000.00	HART 2024-C A3 4.41 05/15/2029		514.50	514.50
01/15/2025	Coupon	448979AD6	155,000.00	HART 2023-A A3 4.58 04/15/2027		559.22	559.22
01/15/2025	Principal Paydown	448979AD6	155,000.00	HART 2023-A A3 4.58 04/15/2027	10,401.36		10,401.36
01/15/2025	Coupon	44934QAD3	90,000.00	HART 2024-B A3 4.84 03/15/2029		363.00	363.00
01/15/2025	Coupon	46625HMN7	400,000.00	JPMORGAN CHASE & CO 3.9 07/15/2025		7,800.00	7,800.00
01/15/2025	Coupon	47787CAC7	310,000.00	JDOT 2023-C A3 5.48 05/15/2028		1,415.67	1,415.67
01/15/2025	Coupon	47787JAC2	43,248.48	JDOT 2022 A3 0.36 09/15/2026		71.24	71.24
01/15/2025	Principal Paydown	47787JAC2	43,248.48	JDOT 2022 A3 0.36 09/15/2026	5,517.49		5,517.49
01/15/2025	Coupon	47789QAC4	10,638.85	JDOT 2021-B A3 0.52 03/16/2026		3.94	3.94
01/15/2025	Principal Paydown	47789QAC4	10,638.85	JDOT 2021-B A3 0.52 03/16/2026	2,922.88		2,922.88
01/15/2025	Coupon	47800AAC4	87,588.69	JDOT 2022-B A3 3.74 02/16/2027		256.36	256.36
01/15/2025	Principal Paydown	47800AAC4	87,588.69	JDOT 2022-B A3 3.74 02/16/2027	8,338.52		8,338.52
01/15/2025	Coupon	47800BAC2	176,237.30	JDOT 2022-C A3 5.09 06/15/2027		713.83	713.83
01/15/2025	Principal Paydown	47800BAC2	176,237.30	JDOT 2022-C A3 5.09 06/15/2027	12,954.79		12,954.79
01/15/2025	Coupon	58769GAD5	130,000.00	MBALT 2024-B A3 4.23 02/15/2028		458.25	458.25
01/15/2025	Coupon	58770AAC7	91,348.15	MBART 2023-1 A3 4.51 11/15/2027		329.66	329.66
01/15/2025	Principal Paydown	58770AAC7	91,348.15	MBART 2023-1 A3 4.51 11/15/2027	5,117.10		5,117.10
01/15/2025	Coupon	89238FAD5	51,670.78	TAOT 2022-B A3 2.93 09/15/2026		113.62	113.62
01/15/2025	Principal Paydown	89238FAD5	51,670.78	TAOT 2022-B A3 2.93 09/15/2026	5,030.90		5,030.90
01/15/2025	Coupon	89238JAC9	13,436.58	TAOT 2021-D A3 0.71 04/15/2026		6.37	6.37
01/15/2025	Principal Paydown	89238JAC9	13,436.58	TAOT 2021-D A3 0.71 04/15/2026	2,357.50		2,357.50
01/15/2025	Coupon	89239TAD4	105,000.00	TAOT 2024-D A3 4.4 06/15/2029		391.13	391.13

CASH FLOW REPORT



City of Gardena Cons | Account #10647 | As of October 31, 2024

Payment Date	Transaction Type	CUSIP	Quantity	Security Description	Principal Amount	Income	Total Amount
01/15/2025	Coupon	91282CEY3	475,000.00	UNITED STATES TREASURY 3.0 07/15/2025		7,125.00	7,125.00
01/15/2025	Coupon	91282CKZ3	1,000,000.00	UNITED STATES TREASURY 4.375 07/15/2027		21,875.00	21,875.00
01/16/2025	Coupon	362583AD8	115,000.00	GMCAR 2023-2 A3 4.47 02/16/2028		428.38	428.38
01/16/2025	Coupon	36265WAD5	58,744.52	GMCAR 2022-3 A3 3.64 04/16/2027		163.17	163.17
01/16/2025	Principal Paydown	36265WAD5	58,744.52	GMCAR 2022-3 A3 3.64 04/16/2027	4,851.32		4,851.32
01/16/2025	Coupon	38014AAD3	95,000.00	GMCAR 2024-4 A3 4.4 08/16/2029		338.04	338.04
01/17/2025	Coupon	61747YET8	175,000.00	MORGAN STANLEY 4.679 07/17/2026		4,094.13	4,094.13
01/17/2025	Coupon	713448FX1	295,000.00	PEPSICO INC 4.5 07/17/2029		6,637.50	6,637.50
01/20/2025	Coupon	379929AD4	75,000.00	GMALT 2023-3 A3 5.38 11/20/2026		336.25	336.25
01/20/2025	Coupon	43815PAC3	60,490.89	HAROT 2022-2 A3 3.73 07/20/2026		170.51	170.51
01/20/2025	Principal Paydown	43815PAC3	60,490.89	HAROT 2022-2 A3 3.73 07/20/2026	5,738.74		5,738.74
01/21/2025	Coupon	43815GAC3	16,460.56	HAROT 2021-4 A3 0.88 01/21/2026		9.92	9.92
01/21/2025	Principal Paydown	43815GAC3	16,460.56	HAROT 2021-4 A3 0.88 01/21/2026	2,866.81		2,866.81
01/21/2025	Coupon	43815JAC7	70,000.00	HAROT 2023-1 A3 5.04 04/21/2027		281.25	281.25
01/21/2025	Principal Paydown	43815JAC7	70,000.00	HAROT 2023-1 A3 5.04 04/21/2027	4,591.43		4,591.43
01/21/2025	Coupon	78016HZT0	150,000.00	ROYAL BANK OF CANADA 4.875 01/19/2027		3,656.25	3,656.25
01/23/2025	Coupon	6174468C6	394,000.00	MORGAN STANLEY 4.0 07/23/2025		7,880.00	7,880.00
01/27/2025	Coupon	05593AAC3	14,557.97	BMWLT 2023-1 A3 5.16 11/25/2025		37.70	37.70
01/27/2025	Principal Paydown	05593AAC3	14,557.97	BMWLT 2023-1 A3 5.16 11/25/2025	5,188.42		5,188.42
01/27/2025	Coupon	05602RAD3	111,799.95	BMWOT 2022-A A3 3.21 08/25/2026		266.08	266.08
01/27/2025	Principal Paydown	05602RAD3	111,799.95	BMWOT 2022-A A3 3.21 08/25/2026	12,658.56		12,658.56
01/27/2025	Coupon	3137BNGT5	500,000.00	FHMS K-054 A2 2.745 01/25/2026		1,143.75	1,143.75
01/27/2025	Principal Paydown	3137BNGT5	500,000.00	FHMS K-054 A2 2.745 01/25/2026	14,834.31		14,834.31
01/27/2025	Coupon	3137BVZ82	320,000.00	FHMS K-063 A2 3.43 01/25/2027		914.67	914.67
01/27/2025	Coupon	3137FEBQ2	500,000.00	FHMS K-072 A2 3.444 12/25/2027		1,435.00	1,435.00
01/27/2025	Coupon	3137FETN0	465,000.00	FHMS K-073 A2 3.35 01/25/2028		1,298.13	1,298.13
01/27/2025	Coupon	3137FHPJ6	325,000.00	FHMS K-080 A2 3.926 07/25/2028		1,063.29	1,063.29
01/27/2025	Coupon	3137FJEH8	155,000.00	FHMS K-081 A2 3.9 08/25/2028		503.75	503.75
01/27/2025	Coupon	3137FJKE8	220,000.00	FHMS K-082 A2 3.92 09/25/2028		718.67	718.67
01/27/2025	Coupon	3137FJXV6	297,000.00	FHMS K-083 A2 4.05 09/25/2028		1,002.38	1,002.38
01/27/2025	Coupon	3137FJZ93	240,000.00	FHMS K-084 A2 3.78 10/25/2028		756.00	756.00
01/27/2025	Coupon	3137H4BY5	315,000.00	FHMS K-746 A2 2.031 09/25/2028		533.14	533.14

CASH FLOW REPORT



City of Gardena Cons | Account #10647 | As of October 31, 2024

Payment Date	Transaction Type	CUSIP	Quantity	Security Description	Principal Amount	Income	Total Amount
01/31/2025	Coupon	69371RS80	410,000.00	PACCAR FINANCIAL CORP 4.6 01/31/2029		9,430.00	9,430.00
01/31/2025	Coupon	912828Z52	750,000.00	UNITED STATES TREASURY 1.375 01/31/2025		5,156.25	5,156.25
01/31/2025	Final Maturity	912828Z52	750,000.00	UNITED STATES TREASURY 1.375 01/31/2025	750,000.00		750,000.00
January 2025 Total					1,610,380.84	102,900.63	1,713,281.47
FEBRUARY 2025							
02/03/2025	Coupon	459058KW2	250,000.00	INTERNATIONAL BANK FOR RECONSTRUCTION AND DEVELOPM 4.625 08/01/2028		5,781.25	5,781.25
02/06/2025	Coupon	857477BR3	90,000.00	STATE STREET CORP 1.746 02/06/2026		785.70	785.70
02/14/2025	Coupon	3133ENPG9	415,000.00	FEDERAL FARM CREDIT BANKS FUNDING CORP 1.75 02/14/2025		3,631.25	3,631.25
02/14/2025	Final Maturity	3133ENPG9	415,000.00	FEDERAL FARM CREDIT BANKS FUNDING CORP 1.75 02/14/2025	415,000.00		415,000.00
02/17/2025	Coupon	161571HT4	340,000.00	CHAIT 2023-1 A 5.16 09/15/2028		1,462.00	1,462.00
02/17/2025	Coupon	362583AD8	115,000.00	GMCAR 2023-2 A3 4.47 02/16/2028		428.38	428.38
02/17/2025	Principal Paydown	362583AD8	115,000.00	GMCAR 2023-2 A3 4.47 02/16/2028	5,113.58		5,113.58
02/17/2025	Coupon	36265WAD5	58,744.52	GMCAR 2022-3 A3 3.64 04/16/2027		148.46	148.46
02/17/2025	Principal Paydown	36265WAD5	58,744.52	GMCAR 2022-3 A3 3.64 04/16/2027	4,778.43		4,778.43
02/17/2025	Coupon	38014AAD3	95,000.00	GMCAR 2024-4 A3 4.4 08/16/2029		338.04	338.04
02/17/2025	Coupon	43815BAC4	59,595.92	HAROT 2022-1 A3 1.88 05/15/2026		71.18	71.18
02/17/2025	Principal Paydown	43815BAC4	59,595.92	HAROT 2022-1 A3 1.88 05/15/2026	6,873.46		6,873.46
02/17/2025	Coupon	448976AD2	140,000.00	HART 2024-C A3 4.41 05/15/2029		514.50	514.50
02/17/2025	Coupon	448979AD6	155,000.00	HART 2023-A A3 4.58 04/15/2027		519.52	519.52
02/17/2025	Principal Paydown	448979AD6	155,000.00	HART 2023-A A3 4.58 04/15/2027	10,246.08		10,246.08
02/17/2025	Coupon	44934QAD3	90,000.00	HART 2024-B A3 4.84 03/15/2029		363.00	363.00
02/17/2025	Coupon	47787CAC7	310,000.00	JDOT 2023-C A3 5.48 05/15/2028		1,415.67	1,415.67
02/17/2025	Coupon	47787JAC2	43,248.48	JDOT 2022 A3 0.36 09/15/2026		60.57	60.57
02/17/2025	Principal Paydown	47787JAC2	43,248.48	JDOT 2022 A3 0.36 09/15/2026	4,173.80		4,173.80
02/17/2025	Coupon	47789QAC4	10,638.85	JDOT 2021-B A3 0.52 03/16/2026		2.67	2.67
02/17/2025	Principal Paydown	47789QAC4	10,638.85	JDOT 2021-B A3 0.52 03/16/2026	2,606.68		2,606.68
02/17/2025	Coupon	47800AAC4	87,588.69	JDOT 2022-B A3 3.74 02/16/2027		230.37	230.37
02/17/2025	Principal Paydown	47800AAC4	87,588.69	JDOT 2022-B A3 3.74 02/16/2027	6,966.10		6,966.10
02/17/2025	Coupon	47800BAC2	176,237.30	JDOT 2022-C A3 5.09 06/15/2027		658.88	658.88

CASH FLOW REPORT



City of Gardena Cons | Account #10647 | As of October 31, 2024

Payment Date	Transaction Type	CUSIP	Quantity	Security Description	Principal Amount	Income	Total Amount
02/17/2025	Principal Paydown	47800BAC2	176,237.30	JDOT 2022-C A3 5.09 06/15/2027	11,383.25		11,383.25
02/17/2025	Coupon	58769GAD5	130,000.00	MBALT 2024-B A3 4.23 02/15/2028		458.25	458.25
02/17/2025	Coupon	58770AAC7	91,348.15	MBART 2023-1 A3 4.51 11/15/2027		310.43	310.43
02/17/2025	Principal Paydown	58770AAC7	91,348.15	MBART 2023-1 A3 4.51 11/15/2027	5,037.18		5,037.18
02/17/2025	Coupon	89238FAD5	51,670.78	TAOT 2022-B A3 2.93 09/15/2026		101.34	101.34
02/17/2025	Principal Paydown	89238FAD5	51,670.78	TAOT 2022-B A3 2.93 09/15/2026	4,948.63		4,948.63
02/17/2025	Coupon	89238JAC9	13,436.58	TAOT 2021-D A3 0.71 04/15/2026		4.97	4.97
02/17/2025	Principal Paydown	89238JAC9	13,436.58	TAOT 2021-D A3 0.71 04/15/2026	2,311.40		2,311.40
02/17/2025	Coupon	89239TAD4	105,000.00	TAOT 2024-D A3 4.4 06/15/2029		391.13	391.13
02/18/2025	Coupon	02582JIT8	185,000.00	AMXCA 2022-2 A 3.39 05/17/2027		522.63	522.63
02/18/2025	Coupon	02582JJZ4	125,000.00	AMXCA 2023-1 A 4.87 05/15/2026		507.29	507.29
02/18/2025	Coupon	02582JKD1	340,000.00	AMXCA 2023-3 A 5.23 09/15/2028		1,481.83	1,481.83
02/18/2025	Coupon	06428CAA2	300,000.00	BANK OF AMERICA NA 5.526 08/18/2026		8,289.00	8,289.00
02/18/2025	Coupon	43815PAC3	60,490.89	HAROT 2022-2 A3 3.73 07/20/2026		152.67	152.67
02/18/2025	Principal Paydown	43815PAC3	60,490.89	HAROT 2022-2 A3 3.73 07/20/2026	5,637.09		5,637.09
02/18/2025	Coupon	438516CJ3	400,000.00	HONEYWELL INTERNATIONAL INC 4.95 02/15/2028		9,900.00	9,900.00
02/18/2025	Coupon	912828YB0	150,000.00	UNITED STATES TREASURY 1.625 08/15/2029		1,218.75	1,218.75
02/20/2025	Coupon	379929AD4	75,000.00	GMALT 2023-3 A3 5.38 11/20/2026		336.25	336.25
02/21/2025	Coupon	43815GAC3	16,460.56	HAROT 2021-4 A3 0.88 01/21/2026		7.82	7.82
02/21/2025	Principal Paydown	43815GAC3	16,460.56	HAROT 2021-4 A3 0.88 01/21/2026	2,808.58		2,808.58
02/21/2025	Coupon	43815JAC7	70,000.00	HAROT 2023-1 A3 5.04 04/21/2027		261.96	261.96
02/21/2025	Principal Paydown	43815JAC7	70,000.00	HAROT 2023-1 A3 5.04 04/21/2027	4,519.92		4,519.92
02/24/2025	Coupon	037833BY5	400,000.00	APPLE INC 3.25 02/23/2026		6,500.00	6,500.00
02/25/2025	Coupon	05593AAC3	14,557.97	BMWLT 2023-1 A3 5.16 11/25/2025		15.39	15.39
02/25/2025	Effective Maturity	05593AAC3	14,557.97	BMWLT 2023-1 A3 5.16 11/25/2025	3,578.72		3,578.72
02/25/2025	Coupon	05602RAD3	111,799.95	BMWOT 2022-A A3 3.21 08/25/2026		232.22	232.22
02/25/2025	Principal Paydown	05602RAD3	111,799.95	BMWOT 2022-A A3 3.21 08/25/2026	11,597.45		11,597.45
02/25/2025	Coupon	3137BNGT5	500,000.00	FHMS K-054 A2 2.745 01/25/2026		1,109.82	1,109.82
02/25/2025	Principal Paydown	3137BNGT5	500,000.00	FHMS K-054 A2 2.745 01/25/2026	878.98		878.98
02/25/2025	Coupon	3137BVZ82	320,000.00	FHMS K-063 A2 3.43 01/25/2027		914.67	914.67
02/25/2025	Coupon	3137FEBQ2	500,000.00	FHMS K-072 A2 3.444 12/25/2027		1,435.00	1,435.00

CASH FLOW REPORT



City of Gardena Cons | Account #10647 | As of October 31, 2024

Payment Date	Transaction Type	CUSIP	Quantity	Security Description	Principal Amount	Income	Total Amount
02/25/2025	Coupon	3137FETN0	465,000.00	FHMS K-073 A2 3.35 01/25/2028		1,298.13	1,298.13
02/25/2025	Coupon	3137FHPJ6	325,000.00	FHMS K-080 A2 3.926 07/25/2028		1,063.29	1,063.29
02/25/2025	Coupon	3137FJEH8	155,000.00	FHMS K-081 A2 3.9 08/25/2028		503.75	503.75
02/25/2025	Coupon	3137FJKE8	220,000.00	FHMS K-082 A2 3.92 09/25/2028		718.67	718.67
02/25/2025	Coupon	3137FJXV6	297,000.00	FHMS K-083 A2 4.05 09/25/2028		1,002.38	1,002.38
02/25/2025	Coupon	3137FJZ93	240,000.00	FHMS K-084 A2 3.78 10/25/2028		756.00	756.00
02/25/2025	Coupon	3137H4BY5	315,000.00	FHMS K-746 A2 2.031 09/25/2028		533.14	533.14
02/26/2025	Coupon	17275RBQ4	170,000.00	CISCO SYSTEMS INC 4.8 02/26/2027		4,080.00	4,080.00
02/27/2025	Coupon	459058LK7	170,000.00	INTERNATIONAL BANK FOR RECONSTRUCTION AND DEVELOPM 4.0 08/27/2026		3,400.00	3,400.00
02/28/2025	Coupon	9128284Z0	750,000.00	UNITED STATES TREASURY 2.75 08/31/2025		10,312.50	10,312.50
February 2025 Total					508,459.33	74,230.70	582,690.03
MARCH 2025							
03/07/2025	Coupon	24422EWB1	130,000.00	JOHN DEERE CAPITAL CORP 2.125 03/07/2025		1,381.25	1,381.25
03/07/2025	Final Maturity	24422EWB1	130,000.00	JOHN DEERE CAPITAL CORP 2.125 03/07/2025	130,000.00		130,000.00
03/10/2025	Coupon	3130ATS57	700,000.00	FEDERAL HOME LOAN BANKS 4.5 03/10/2028		15,750.00	15,750.00
03/10/2025	Coupon	57636QAW4	290,000.00	MASTERCARD INC 4.875 03/09/2028		7,068.75	7,068.75
03/10/2025	Coupon	931142EW9	80,000.00	WALMART INC 3.9 09/09/2025		1,560.00	1,560.00
03/17/2025	Coupon	02582JJT8	185,000.00	AMXCA 2022-2 A 3.39 05/17/2027		522.63	522.63
03/17/2025	Coupon	02582JJZ4	125,000.00	AMXCA 2023-1 A 4.87 05/15/2026		507.29	507.29
03/17/2025	Coupon	02582JKD1	340,000.00	AMXCA 2023-3 A 5.23 09/15/2028		1,481.83	1,481.83
03/17/2025	Coupon	161571HT4	340,000.00	CHAIT 2023-1 A 5.16 09/15/2028		1,462.00	1,462.00
03/17/2025	Coupon	362583AD8	115,000.00	GMCAR 2023-2 A3 4.47 02/16/2028		409.33	409.33
03/17/2025	Principal Paydown	362583AD8	115,000.00	GMCAR 2023-2 A3 4.47 02/16/2028	5,438.05		5,438.05
03/17/2025	Coupon	36265WAD5	58,744.52	GMCAR 2022-3 A3 3.64 04/16/2027		133.96	133.96
03/17/2025	Principal Paydown	36265WAD5	58,744.52	GMCAR 2022-3 A3 3.64 04/16/2027	4,440.73		4,440.73
03/17/2025	Coupon	38014AAD3	95,000.00	GMCAR 2024-4 A3 4.4 08/16/2029		338.04	338.04
03/17/2025	Coupon	437076CR1	110,000.00	HOME DEPOT INC 4.0 09/15/2025		2,200.00	2,200.00
03/17/2025	Coupon	43815BAC4	59,595.92	HAROT 2022-1 A3 1.88 05/15/2026		60.41	60.41
03/17/2025	Principal Paydown	43815BAC4	59,595.92	HAROT 2022-1 A3 1.88 05/15/2026	6,670.36		6,670.36
03/17/2025	Coupon	448976AD2	140,000.00	HART 2024-C A3 4.41 05/15/2029		514.50	514.50

CASH FLOW REPORT



City of Gardena Cons | Account #10647 | As of October 31, 2024

Payment Date	Transaction Type	CUSIP	Quantity	Security Description	Principal Amount	Income	Total Amount
03/17/2025	Coupon	448979AD6	155,000.00	HART 2023-A A3 4.58 04/15/2027		480.42	480.42
03/17/2025	Principal Paydown	448979AD6	155,000.00	HART 2023-A A3 4.58 04/15/2027	9,905.15		9,905.15
03/17/2025	Coupon	44934QAD3	90,000.00	HART 2024-B A3 4.84 03/15/2029		363.00	363.00
03/17/2025	Coupon	47787CAC7	310,000.00	JDOT 2023-C A3 5.48 05/15/2028		1,415.67	1,415.67
03/17/2025	Coupon	47787JAC2	43,248.48	JDOT 2022 A3 0.36 09/15/2026		52.50	52.50
03/17/2025	Principal Paydown	47787JAC2	43,248.48	JDOT 2022 A3 0.36 09/15/2026	3,410.00		3,410.00
03/17/2025	Coupon	47789QAC4	10,638.85	JDOT 2021-B A3 0.52 03/16/2026		1.54	1.54
03/17/2025	Principal Paydown	47789QAC4	10,638.85	JDOT 2021-B A3 0.52 03/16/2026	2,187.43		2,187.43
03/17/2025	Coupon	47800AAC4	87,588.69	JDOT 2022-B A3 3.74 02/16/2027		208.66	208.66
03/17/2025	Principal Paydown	47800AAC4	87,588.69	JDOT 2022-B A3 3.74 02/16/2027	6,095.60		6,095.60
03/17/2025	Coupon	47800BAC2	176,237.30	JDOT 2022-C A3 5.09 06/15/2027		610.60	610.60
03/17/2025	Principal Paydown	47800BAC2	176,237.30	JDOT 2022-C A3 5.09 06/15/2027	10,301.67		10,301.67
03/17/2025	Coupon	58769GAD5	130,000.00	MBALT 2024-B A3 4.23 02/15/2028		458.25	458.25
03/17/2025	Coupon	58770AAC7	91,348.15	MBART 2023-1 A3 4.51 11/15/2027		291.50	291.50
03/17/2025	Principal Paydown	58770AAC7	91,348.15	MBART 2023-1 A3 4.51 11/15/2027	4,863.04		4,863.04
03/17/2025	Coupon	89238FAD5	51,670.78	TAOT 2022-B A3 2.93 09/15/2026		89.26	89.26
03/17/2025	Principal Paydown	89238FAD5	51,670.78	TAOT 2022-B A3 2.93 09/15/2026	4,815.20		4,815.20
03/17/2025	Coupon	89238JAC9	13,436.58	TAOT 2021-D A3 0.71 04/15/2026		3.61	3.61
03/17/2025	Principal Paydown	89238JAC9	13,436.58	TAOT 2021-D A3 0.71 04/15/2026	2,240.57		2,240.57
03/17/2025	Coupon	89239TAD4	105,000.00	TAOT 2024-D A3 4.4 06/15/2029		391.13	391.13
03/17/2025	Coupon	91282CFK2	475,000.00	UNITED STATES TREASURY 3.5 09/15/2025		8,312.50	8,312.50
03/17/2025	Coupon	931142ER0	40,000.00	WALMART INC 1.05 09/17/2026		210.00	210.00
03/18/2025	Coupon	43815PAC3	60,490.89	HAROT 2022-2 A3 3.73 07/20/2026		135.15	135.15
03/18/2025	Principal Paydown	43815PAC3	60,490.89	HAROT 2022-2 A3 3.73 07/20/2026	5,455.79		5,455.79
03/18/2025	Coupon	857477CL5	365,000.00	STATE STREET CORP 4.993 03/18/2027		9,112.23	9,112.23
03/20/2025	Coupon	379929AD4	75,000.00	GMALT 2023-3 A3 5.38 11/20/2026		336.25	336.25
03/20/2025	Principal Paydown	379929AD4	75,000.00	GMALT 2023-3 A3 5.38 11/20/2026	6,841.20		6,841.20
03/21/2025	Coupon	43815GAC3	16,460.56	HAROT 2021-4 A3 0.88 01/21/2026		5.76	5.76
03/21/2025	Principal Paydown	43815GAC3	16,460.56	HAROT 2021-4 A3 0.88 01/21/2026	2,727.29		2,727.29
03/21/2025	Coupon	43815JAC7	70,000.00	HAROT 2023-1 A3 5.04 04/21/2027		242.98	242.98
03/21/2025	Principal Paydown	43815JAC7	70,000.00	HAROT 2023-1 A3 5.04 04/21/2027	4,368.94		4,368.94
03/25/2025	Coupon	05602RAD3	111,799.95	BMWOT 2022-A A3 3.21 08/25/2026		201.20	201.20

CASH FLOW REPORT



City of Gardena Cons | Account #10647 | As of October 31, 2024

Payment Date	Transaction Type	CUSIP	Quantity	Security Description	Principal Amount	Income	Total Amount
03/25/2025	Principal Paydown	05602RAD3	111,799.95	BMWOT 2022-A A3 3.21 08/25/2026	11,227.90		11,227.90
03/25/2025	Coupon	3137BNGT5	500,000.00	FHMS K-054 A2 2.745 01/25/2026		1,107.81	1,107.81
03/25/2025	Principal Paydown	3137BNGT5	500,000.00	FHMS K-054 A2 2.745 01/25/2026	13,218.48		13,218.48
03/25/2025	Coupon	3137BVZ82	320,000.00	FHMS K-063 A2 3.43 01/25/2027		914.67	914.67
03/25/2025	Coupon	3137FEBQ2	500,000.00	FHMS K-072 A2 3.444 12/25/2027		1,435.00	1,435.00
03/25/2025	Coupon	3137FETN0	465,000.00	FHMS K-073 A2 3.35 01/25/2028		1,298.13	1,298.13
03/25/2025	Coupon	3137FHPJ6	325,000.00	FHMS K-080 A2 3.926 07/25/2028		1,063.29	1,063.29
03/25/2025	Coupon	3137FJEH8	155,000.00	FHMS K-081 A2 3.9 08/25/2028		503.75	503.75
03/25/2025	Coupon	3137FJKE8	220,000.00	FHMS K-082 A2 3.92 09/25/2028		718.67	718.67
03/25/2025	Coupon	3137FJXV6	297,000.00	FHMS K-083 A2 4.05 09/25/2028		1,002.38	1,002.38
03/25/2025	Coupon	3137FJZ93	240,000.00	FHMS K-084 A2 3.78 10/25/2028		756.00	756.00
03/25/2025	Coupon	3137H4BY5	315,000.00	FHMS K-746 A2 2.031 09/25/2028		533.14	533.14
03/31/2025	Coupon	9128286L9	750,000.00	UNITED STATES TREASURY 2.25 03/31/2026		8,437.50	8,437.50
03/31/2025	Coupon	912828YG9	300,000.00	UNITED STATES TREASURY 1.625 09/30/2026		2,437.50	2,437.50
03/31/2025	Coupon	912828ZF0	350,000.00	UNITED STATES TREASURY 0.5 03/31/2025		875.00	875.00
03/31/2025	Final Maturity	912828ZF0	350,000.00	UNITED STATES TREASURY 0.5 03/31/2025	350,000.00		350,000.00
03/31/2025	Coupon	91282CEF4	750,000.00	UNITED STATES TREASURY 2.5 03/31/2027		9,375.00	9,375.00
03/31/2025	Coupon	91282CFM8	570,000.00	UNITED STATES TREASURY 4.125 09/30/2027		11,756.25	11,756.25
March 2025 Total					584,207.40	98,526.24	682,733.64
APRIL 2025							
04/07/2025	Coupon	89115A2W1	400,000.00	TORONTO-DOMINION BANK 4.98 04/05/2027		9,960.00	9,960.00
04/09/2025	Coupon	3130B3A29	600,000.00	FEDERAL HOME LOAN BANKS 4.0 10/09/2026		11,866.67	11,866.67
04/15/2025	Coupon	02582JJT8	185,000.00	AMXCA 2022-2 A 3.39 05/17/2027		522.63	522.63
04/15/2025	Coupon	02582JJZ4	125,000.00	AMXCA 2023-1 A 4.87 05/15/2026		507.29	507.29
04/15/2025	Coupon	02582JKD1	340,000.00	AMXCA 2023-3 A 5.23 09/15/2028		1,481.83	1,481.83
04/15/2025	Coupon	161571HT4	340,000.00	CHAIT 2023-1 A 5.16 09/15/2028		1,462.00	1,462.00
04/15/2025	Coupon	20030NCS8	400,000.00	COMCAST CORP 3.95 10/15/2025		7,900.00	7,900.00
04/15/2025	Coupon	43815BAC4	59,595.92	HAROT 2022-1 A3 1.88 05/15/2026		49.96	49.96
04/15/2025	Principal Paydown	43815BAC4	59,595.92	HAROT 2022-1 A3 1.88 05/15/2026	6,746.44		6,746.44
04/15/2025	Coupon	448976AD2	140,000.00	HART 2024-C A3 4.41 05/15/2029		514.50	514.50
04/15/2025	Coupon	448979AD6	155,000.00	HART 2023-A A3 4.58 04/15/2027		442.61	442.61
04/15/2025	Principal Paydown	448979AD6	155,000.00	HART 2023-A A3 4.58 04/15/2027	10,309.97		10,309.97

CASH FLOW REPORT



City of Gardena Cons | Account #10647 | As of October 31, 2024

Payment Date	Transaction Type	CUSIP	Quantity	Security Description	Principal Amount	Income	Total Amount
04/15/2025	Coupon	44934QAD3	90,000.00	HART 2024-B A3 4.84 03/15/2029		363.00	363.00
04/15/2025	Coupon	47787CAC7	310,000.00	JDOT 2023-C A3 5.48 05/15/2028		1,415.67	1,415.67
04/15/2025	Coupon	47787JAC2	43,248.48	JDOT 2022 A3 0.36 09/15/2026		45.91	45.91
04/15/2025	Principal Paydown	47787JAC2	43,248.48	JDOT 2022 A3 0.36 09/15/2026	4,336.22		4,336.22
04/15/2025	Coupon	47789QAC4	10,638.85	JDOT 2021-B A3 0.52 03/16/2026		0.60	0.60
04/15/2025	Effective Maturity	47789QAC4	10,638.85	JDOT 2021-B A3 0.52 03/16/2026	1,373.81		1,373.81
04/15/2025	Coupon	47800AAC4	87,588.69	JDOT 2022-B A3 3.74 02/16/2027		189.66	189.66
04/15/2025	Principal Paydown	47800AAC4	87,588.69	JDOT 2022-B A3 3.74 02/16/2027	8,156.49		8,156.49
04/15/2025	Coupon	47800BAC2	176,237.30	JDOT 2022-C A3 5.09 06/15/2027		566.90	566.90
04/15/2025	Principal Paydown	47800BAC2	176,237.30	JDOT 2022-C A3 5.09 06/15/2027	12,282.12		12,282.12
04/15/2025	Coupon	58769GAD5	130,000.00	MBALT 2024-B A3 4.23 02/15/2028		458.25	458.25
04/15/2025	Coupon	58770AAC7	91,348.15	MBART 2023-1 A3 4.51 11/15/2027		273.22	273.22
04/15/2025	Principal Paydown	58770AAC7	91,348.15	MBART 2023-1 A3 4.51 11/15/2027	5,075.59		5,075.59
04/15/2025	Coupon	89238FAD5	51,670.78	TAOT 2022-B A3 2.93 09/15/2026		77.50	77.50
04/15/2025	Principal Paydown	89238FAD5	51,670.78	TAOT 2022-B A3 2.93 09/15/2026	4,929.14		4,929.14
04/15/2025	Coupon	89238JAC9	13,436.58	TAOT 2021-D A3 0.71 04/15/2026		2.28	2.28
04/15/2025	Principal Paydown	89238JAC9	13,436.58	TAOT 2021-D A3 0.71 04/15/2026	2,270.25		2,270.25
04/15/2025	Coupon	89239TAD4	105,000.00	TAOT 2024-D A3 4.4 06/15/2029		391.13	391.13
04/15/2025	Coupon	91282CEH0	450,000.00	UNITED STATES TREASURY 2.625 04/15/2025		5,906.25	5,906.25
04/15/2025	Final Maturity	91282CEH0	450,000.00	UNITED STATES TREASURY 2.625 04/15/2025	450,000.00		450,000.00
04/15/2025	Coupon	91282CFP1	550,000.00	UNITED STATES TREASURY 4.25 10/15/2025		11,687.50	11,687.50
04/15/2025	Coupon	91282CJC6	475,000.00	UNITED STATES TREASURY 4.625 10/15/2026		10,984.38	10,984.38
04/16/2025	Coupon	362583AD8	115,000.00	GMCAR 2023-2 A3 4.47 02/16/2028		389.07	389.07
04/16/2025	Principal Paydown	362583AD8	115,000.00	GMCAR 2023-2 A3 4.47 02/16/2028	6,744.62		6,744.62
04/16/2025	Coupon	36265WAD5	58,744.52	GMCAR 2022-3 A3 3.64 04/16/2027		120.49	120.49
04/16/2025	Principal Paydown	36265WAD5	58,744.52	GMCAR 2022-3 A3 3.64 04/16/2027	4,592.64		4,592.64
04/16/2025	Coupon	38014AAD3	95,000.00	GMCAR 2024-4 A3 4.4 08/16/2029		338.04	338.04
04/16/2025	Coupon	459058LN1	300,000.00	INTERNATIONAL BANK FOR RECONSTRUCTION AND DEVELOPM 3.875 10/16/2029		5,812.50	5,812.50
04/18/2025	Coupon	43815PAC3	60,490.89	HAROT 2022-2 A3 3.73 07/20/2026		118.19	118.19
04/18/2025	Principal Paydown	43815PAC3	60,490.89	HAROT 2022-2 A3 3.73 07/20/2026	5,546.69		5,546.69
04/21/2025	Coupon	379929AD4	75,000.00	GMALT 2023-3 A3 5.38 11/20/2026		305.58	305.58

CASH FLOW REPORT



City of Gardena Cons | Account #10647 | As of October 31, 2024

Payment Date	Transaction Type	CUSIP	Quantity	Security Description	Principal Amount	Income	Total Amount
04/21/2025	Principal Paydown	379929AD4	75,000.00	GMALT 2023-3 A3 5.38 11/20/2026	7,856.39		7,856.39
04/21/2025	Coupon	43815GAC3	16,460.56	HAROT 2021-4 A3 0.88 01/21/2026		3.76	3.76
04/21/2025	Principal Paydown	43815GAC3	16,460.56	HAROT 2021-4 A3 0.88 01/21/2026	2,739.30		2,739.30
04/21/2025	Coupon	43815JAC7	70,000.00	HAROT 2023-1 A3 5.04 04/21/2027		224.63	224.63
04/21/2025	Principal Paydown	43815JAC7	70,000.00	HAROT 2023-1 A3 5.04 04/21/2027	4,494.14		4,494.14
04/25/2025	Coupon	05602RAD3	111,799.95	BMWOT 2022-A A3 3.21 08/25/2026		171.16	171.16
04/25/2025	Principal Paydown	05602RAD3	111,799.95	BMWOT 2022-A A3 3.21 08/25/2026	11,470.95		11,470.95
04/25/2025	Coupon	3137BNGT5	500,000.00	FHMS K-054 A2 2.745 01/25/2026		1,077.57	1,077.57
04/25/2025	Principal Paydown	3137BNGT5	500,000.00	FHMS K-054 A2 2.745 01/25/2026	884.47		884.47
04/25/2025	Coupon	3137BVZ82	320,000.00	FHMS K-063 A2 3.43 01/25/2027		914.67	914.67
04/25/2025	Coupon	3137FEBQ2	500,000.00	FHMS K-072 A2 3.444 12/25/2027		1,435.00	1,435.00
04/25/2025	Coupon	3137FETN0	465,000.00	FHMS K-073 A2 3.35 01/25/2028		1,298.13	1,298.13
04/25/2025	Coupon	3137FHPJ6	325,000.00	FHMS K-080 A2 3.926 07/25/2028		1,063.29	1,063.29
04/25/2025	Coupon	3137FJEH8	155,000.00	FHMS K-081 A2 3.9 08/25/2028		503.75	503.75
04/25/2025	Coupon	3137FJKE8	220,000.00	FHMS K-082 A2 3.92 09/25/2028		718.67	718.67
04/25/2025	Coupon	3137FJXV6	297,000.00	FHMS K-083 A2 4.05 09/25/2028		1,002.38	1,002.38
04/25/2025	Coupon	3137FJZ93	240,000.00	FHMS K-084 A2 3.78 10/25/2028		756.00	756.00
04/25/2025	Coupon	3137H4BY5	315,000.00	FHMS K-746 A2 2.031 09/25/2028		533.14	533.14
April 2025 Total					549,809.24	83,855.73	633,664.97
MAY 2025							
05/01/2025	Coupon	74456QBU9	300,000.00	PUBLIC SERVICE ELECTRIC AND GAS CO 3.7 05/01/2028		5,550.00	5,550.00
05/06/2025	Coupon	857477BR3	90,000.00	STATE STREET CORP 1.746 02/06/2026		1,125.23	1,125.23
05/07/2025	Coupon	3135G06G3	350,000.00	FEDERAL NATIONAL MORTGAGE ASSOCIATION 0.5 11/07/2025		875.00	875.00
05/12/2025	Coupon	665859AW4	450,000.00	NORTHERN TRUST CORP 4.0 05/10/2027		9,000.00	9,000.00
05/13/2025	Coupon	63743HFK3	390,000.00	NATIONAL RURAL UTILITIES COOPERATIVE FINANCE CORP 5.6 11/13/2026		10,920.00	10,920.00
05/14/2025	Coupon	14913UAL4	405,000.00	CATERPILLAR FINANCIAL SERVICES CORP 5.0 05/14/2027		10,125.00	10,125.00
05/15/2025	Coupon	02582JIT8	185,000.00	AMXCA 2022-2 A 3.39 05/17/2027		522.63	522.63
05/15/2025	Final Maturity	02582JIT8	185,000.00	AMXCA 2022-2 A 3.39 05/17/2027	185,000.00		185,000.00

CASH FLOW REPORT



City of Gardena Cons | Account #10647 | As of October 31, 2024

Payment Date	Transaction Type	CUSIP	Quantity	Security Description	Principal Amount	Income	Total Amount
05/15/2025	Coupon	02582JJZ4	125,000.00	AMXCA 2023-1 A 4.87 05/15/2026		507.29	507.29
05/15/2025	Coupon	02582JKD1	340,000.00	AMXCA 2023-3 A 5.23 09/15/2028		1,481.83	1,481.83
05/15/2025	Coupon	161571HT4	340,000.00	CHAIT 2023-1 A 5.16 09/15/2028		1,462.00	1,462.00
05/15/2025	Coupon	43815BAC4	59,595.92	HAROT 2022-1 A3 1.88 05/15/2026		39.39	39.39
05/15/2025	Principal Paydown	43815BAC4	59,595.92	HAROT 2022-1 A3 1.88 05/15/2026	6,488.64		6,488.64
05/15/2025	Coupon	448976AD2	140,000.00	HART 2024-C A3 4.41 05/15/2029		514.50	514.50
05/15/2025	Coupon	448979AD6	155,000.00	HART 2023-A A3 4.58 04/15/2027		403.26	403.26
05/15/2025	Principal Paydown	448979AD6	155,000.00	HART 2023-A A3 4.58 04/15/2027	9,876.93		9,876.93
05/15/2025	Coupon	44934QAD3	90,000.00	HART 2024-B A3 4.84 03/15/2029		363.00	363.00
05/15/2025	Coupon	47787CAC7	310,000.00	JDOT 2023-C A3 5.48 05/15/2028		1,415.67	1,415.67
05/15/2025	Coupon	47787JAC2	43,248.48	JDOT 2022 A3 0.36 09/15/2026		37.52	37.52
05/15/2025	Principal Paydown	47787JAC2	43,248.48	JDOT 2022 A3 0.36 09/15/2026	3,979.98		3,979.98
05/15/2025	Coupon	47800AAC4	87,588.69	JDOT 2022-B A3 3.74 02/16/2027		164.24	164.24
05/15/2025	Principal Paydown	47800AAC4	87,588.69	JDOT 2022-B A3 3.74 02/16/2027	7,200.11		7,200.11
05/15/2025	Coupon	47800BAC2	176,237.30	JDOT 2022-C A3 5.09 06/15/2027		514.81	514.81
05/15/2025	Principal Paydown	47800BAC2	176,237.30	JDOT 2022-C A3 5.09 06/15/2027	10,764.30		10,764.30
05/15/2025	Coupon	58769GAD5	130,000.00	MBALT 2024-B A3 4.23 02/15/2028		458.25	458.25
05/15/2025	Coupon	58770AAC7	91,348.15	MBART 2023-1 A3 4.51 11/15/2027		254.14	254.14
05/15/2025	Principal Paydown	58770AAC7	91,348.15	MBART 2023-1 A3 4.51 11/15/2027	4,858.51		4,858.51
05/15/2025	Coupon	89238FAD5	51,670.78	TAOT 2022-B A3 2.93 09/15/2026		65.46	65.46
05/15/2025	Principal Paydown	89238FAD5	51,670.78	TAOT 2022-B A3 2.93 09/15/2026	4,560.83		4,560.83
05/15/2025	Coupon	89238JAC9	13,436.58	TAOT 2021-D A3 0.71 04/15/2026		0.94	0.94
05/15/2025	Effective Maturity	89238JAC9	13,436.58	TAOT 2021-D A3 0.71 04/15/2026	1,584.43		1,584.43
05/15/2025	Coupon	89239TAD4	105,000.00	TAOT 2024-D A3 4.4 06/15/2029		391.13	391.13
05/15/2025	Coupon	9128283F5	800,000.00	UNITED STATES TREASURY 2.25 11/15/2027		9,000.00	9,000.00
05/15/2025	Coupon	912828R36	250,000.00	UNITED STATES TREASURY 1.625 05/15/2026		2,031.25	2,031.25
05/15/2025	Coupon	912828U24	625,000.00	UNITED STATES TREASURY 2.0 11/15/2026		6,250.00	6,250.00
05/15/2025	Coupon	912828X88	350,000.00	UNITED STATES TREASURY 2.375 05/15/2027		4,156.25	4,156.25
05/16/2025	Coupon	362583AD8	115,000.00	GMCAR 2023-2 A3 4.47 02/16/2028		363.95	363.95
05/16/2025	Principal Paydown	362583AD8	115,000.00	GMCAR 2023-2 A3 4.47 02/16/2028	6,442.58		6,442.58
05/16/2025	Coupon	36265WAD5	58,744.52	GMCAR 2022-3 A3 3.64 04/16/2027		106.56	106.56
05/16/2025	Principal Paydown	36265WAD5	58,744.52	GMCAR 2022-3 A3 3.64 04/16/2027	4,402.17		4,402.17

CASH FLOW REPORT



City of Gardena Cons | Account #10647 | As of October 31, 2024

Payment Date	Transaction Type	CUSIP	Quantity	Security Description	Principal Amount	Income	Total Amount
05/16/2025	Coupon	38014AAD3	95,000.00	GMCAR 2024-4 A3 4.4 08/16/2029		338.04	338.04
05/16/2025	Coupon	89236TMF9	400,000.00	TOYOTA MOTOR CREDIT CORP 5.05 05/16/2029		10,100.00	10,100.00
05/19/2025	Coupon	43815PAC3	60,490.89	HAROT 2022-2 A3 3.73 07/20/2026		100.95	100.95
05/19/2025	Principal Paydown	43815PAC3	60,490.89	HAROT 2022-2 A3 3.73 07/20/2026	5,329.13		5,329.13
05/19/2025	Coupon	58933YBH7	90,000.00	MERCK & CO INC 4.05 05/17/2028		1,822.50	1,822.50
05/20/2025	Coupon	3133ERFJ5	330,000.00	FEDERAL FARM CREDIT BANKS FUNDING CORP 4.5 05/20/2027		7,425.00	7,425.00
05/20/2025	Coupon	379929AD4	75,000.00	GMALT 2023-3 A3 5.38 11/20/2026		270.36	270.36
05/20/2025	Principal Paydown	379929AD4	75,000.00	GMALT 2023-3 A3 5.38 11/20/2026	9,856.77		9,856.77
05/21/2025	Coupon	43815GAC3	16,460.56	HAROT 2021-4 A3 0.88 01/21/2026		1.75	1.75
05/21/2025	Effective Maturity	43815GAC3	16,460.56	HAROT 2021-4 A3 0.88 01/21/2026	2,387.18		2,387.18
05/21/2025	Coupon	43815JAC7	70,000.00	HAROT 2023-1 A3 5.04 04/21/2027		205.75	205.75
05/21/2025	Principal Paydown	43815JAC7	70,000.00	HAROT 2023-1 A3 5.04 04/21/2027	4,308.38		4,308.38
05/26/2025	Coupon	05602RAD3	111,799.95	BMWOT 2022-A A3 3.21 08/25/2026		140.48	140.48
05/26/2025	Principal Paydown	05602RAD3	111,799.95	BMWOT 2022-A A3 3.21 08/25/2026	11,015.37		11,015.37
05/26/2025	Coupon	3137BNGT5	500,000.00	FHMS K-054 A2 2.745 01/25/2026		1,075.55	1,075.55
05/26/2025	Principal Paydown	3137BNGT5	500,000.00	FHMS K-054 A2 2.745 01/25/2026	945.18		945.18
05/26/2025	Coupon	3137BVZ82	320,000.00	FHMS K-063 A2 3.43 01/25/2027		914.67	914.67
05/26/2025	Coupon	3137FEBQ2	500,000.00	FHMS K-072 A2 3.444 12/25/2027		1,435.00	1,435.00
05/26/2025	Coupon	3137FETN0	465,000.00	FHMS K-073 A2 3.35 01/25/2028		1,298.13	1,298.13
05/26/2025	Coupon	3137FHPJ6	325,000.00	FHMS K-080 A2 3.926 07/25/2028		1,063.29	1,063.29
05/26/2025	Coupon	3137FJEH8	155,000.00	FHMS K-081 A2 3.9 08/25/2028		503.75	503.75
05/26/2025	Coupon	3137FJKE8	220,000.00	FHMS K-082 A2 3.92 09/25/2028		718.67	718.67
05/26/2025	Coupon	3137FJXV6	297,000.00	FHMS K-083 A2 4.05 09/25/2028		1,002.38	1,002.38
05/26/2025	Coupon	3137FJZ93	240,000.00	FHMS K-084 A2 3.78 10/25/2028		756.00	756.00
05/26/2025	Coupon	3137H4BY5	315,000.00	FHMS K-746 A2 2.031 09/25/2028		533.14	533.14
May 2025 Total					279,000.48	97,804.68	376,805.16
JUNE 2025							
06/02/2025	Coupon	912828ZT0	365,000.00	UNITED STATES TREASURY 0.25 05/31/2025		456.25	456.25
06/02/2025	Final Maturity	912828ZT0	365,000.00	UNITED STATES TREASURY 0.25 05/31/2025	365,000.00		365,000.00
06/02/2025	Coupon	91282CAZ4	750,000.00	UNITED STATES TREASURY 0.375 11/30/2025		1,406.25	1,406.25

CASH FLOW REPORT



City of Gardena Cons | Account #10647 | As of October 31, 2024

Payment Date	Transaction Type	CUSIP	Quantity	Security Description	Principal Amount	Income	Total Amount
06/09/2025	Coupon	3133ERGL9	450,000.00	FEDERAL FARM CREDIT BANKS FUNDING CORP 4.5 06/07/2028		10,125.00	10,125.00
06/11/2025	Coupon	89115A2V3	160,000.00	TORONTO-DOMINION BANK 5.264 12/11/2026		4,211.20	4,211.20
06/16/2025	Coupon	02582JJZ4	125,000.00	AMXCA 2023-1 A 4.87 05/15/2026		507.29	507.29
06/16/2025	Coupon	02582JKD1	340,000.00	AMXCA 2023-3 A 5.23 09/15/2028		1,481.83	1,481.83
06/16/2025	Coupon	161571HT4	340,000.00	CHAIT 2023-1 A 5.16 09/15/2028		1,462.00	1,462.00
06/16/2025	Coupon	3133EPN50	650,000.00	FEDERAL FARM CREDIT BANKS FUNDING CORP 4.25 12/15/2028		13,812.50	13,812.50
06/16/2025	Coupon	341081GT8	330,000.00	FLORIDA POWER & LIGHT CO 5.15 06/15/2029		8,497.50	8,497.50
06/16/2025	Coupon	362583AD8	115,000.00	GMCAR 2023-2 A3 4.47 02/16/2028		339.95	339.95
06/16/2025	Principal Paydown	362583AD8	115,000.00	GMCAR 2023-2 A3 4.47 02/16/2028	6,329.51		6,329.51
06/16/2025	Coupon	36265WAD5	58,744.52	GMCAR 2022-3 A3 3.64 04/16/2027		93.21	93.21
06/16/2025	Principal Paydown	36265WAD5	58,744.52	GMCAR 2022-3 A3 3.64 04/16/2027	4,318.05		4,318.05
06/16/2025	Coupon	38014AAD3	95,000.00	GMCAR 2024-4 A3 4.4 08/16/2029		338.04	338.04
06/16/2025	Coupon	43815BAC4	59,595.92	HAROT 2022-1 A3 1.88 05/15/2026		29.23	29.23
06/16/2025	Principal Paydown	43815BAC4	59,595.92	HAROT 2022-1 A3 1.88 05/15/2026	6,328.19		6,328.19
06/16/2025	Coupon	448976AD2	140,000.00	HART 2024-C A3 4.41 05/15/2029		514.50	514.50
06/16/2025	Coupon	448979AD6	155,000.00	HART 2023-A A3 4.58 04/15/2027		365.57	365.57
06/16/2025	Principal Paydown	448979AD6	155,000.00	HART 2023-A A3 4.58 04/15/2027	9,689.19		9,689.19
06/16/2025	Coupon	44934QAD3	90,000.00	HART 2024-B A3 4.84 03/15/2029		363.00	363.00
06/16/2025	Coupon	47787CAC7	310,000.00	JDOT 2023-C A3 5.48 05/15/2028		1,415.67	1,415.67
06/16/2025	Principal Paydown	47787CAC7	310,000.00	JDOT 2023-C A3 5.48 05/15/2028	13,495.79		13,495.79
06/16/2025	Coupon	47787JAC2	43,248.48	JDOT 2022 A3 0.36 09/15/2026		29.83	29.83
06/16/2025	Principal Paydown	47787JAC2	43,248.48	JDOT 2022 A3 0.36 09/15/2026	3,220.47		3,220.47
06/16/2025	Coupon	47800AAC4	87,588.69	JDOT 2022-B A3 3.74 02/16/2027		141.80	141.80
06/16/2025	Principal Paydown	47800AAC4	87,588.69	JDOT 2022-B A3 3.74 02/16/2027	4,559.12		4,559.12
06/16/2025	Coupon	47800BAC2	176,237.30	JDOT 2022-C A3 5.09 06/15/2027		469.15	469.15
06/16/2025	Principal Paydown	47800BAC2	176,237.30	JDOT 2022-C A3 5.09 06/15/2027	9,301.14		9,301.14
06/16/2025	Coupon	58769GAD5	130,000.00	MBALT 2024-B A3 4.23 02/15/2028		458.25	458.25
06/16/2025	Coupon	58770AAC7	91,348.15	MBART 2023-1 A3 4.51 11/15/2027		235.88	235.88
06/16/2025	Principal Paydown	58770AAC7	91,348.15	MBART 2023-1 A3 4.51 11/15/2027	4,767.09		4,767.09

CASH FLOW REPORT



City of Gardena Cons | Account #10647 | As of October 31, 2024

Payment Date	Transaction Type	CUSIP	Quantity	Security Description	Principal Amount	Income	Total Amount
06/16/2025	Coupon	63743HFE7	95,000.00	NATIONAL RURAL UTILITIES COOPERATIVE FINANCE CORP 3.45 06/15/2025		1,638.75	1,638.75
06/16/2025	Final Maturity	63743HFE7	95,000.00	NATIONAL RURAL UTILITIES COOPERATIVE FINANCE CORP 3.45 06/15/2025	95,000.00		95,000.00
06/16/2025	Coupon	89238FAD5	51,670.78	TAOT 2022-B A3 2.93 09/15/2026		54.33	54.33
06/16/2025	Principal Paydown	89238FAD5	51,670.78	TAOT 2022-B A3 2.93 09/15/2026	4,386.38		4,386.38
06/16/2025	Coupon	89239TAD4	105,000.00	TAOT 2024-D A3 4.4 06/15/2029		391.13	391.13
06/16/2025	Coupon	91282CEU1	500,000.00	UNITED STATES TREASURY 2.875 06/15/2025		7,187.50	7,187.50
06/16/2025	Final Maturity	91282CEU1	500,000.00	UNITED STATES TREASURY 2.875 06/15/2025	500,000.00		500,000.00
06/16/2025	Coupon	91282CGA3	600,000.00	UNITED STATES TREASURY 4.0 12/15/2025		12,000.00	12,000.00
06/16/2025	Coupon	91282CHH7	475,000.00	UNITED STATES TREASURY 4.125 06/15/2026		9,796.88	9,796.88
06/16/2025	Coupon	91282CJP7	300,000.00	UNITED STATES TREASURY 4.375 12/15/2026		6,562.50	6,562.50
06/18/2025	Coupon	43815PAC3	60,490.89	HAROT 2022-2 A3 3.73 07/20/2026		84.39	84.39
06/18/2025	Principal Paydown	43815PAC3	60,490.89	HAROT 2022-2 A3 3.73 07/20/2026	4,787.41		4,787.41
06/20/2025	Coupon	379929AD4	75,000.00	GMALT 2023-3 A3 5.38 11/20/2026		226.16	226.16
06/20/2025	Principal Paydown	379929AD4	75,000.00	GMALT 2023-3 A3 5.38 11/20/2026	8,948.73		8,948.73
06/23/2025	Coupon	43815JAC7	70,000.00	HAROT 2023-1 A3 5.04 04/21/2027		187.66	187.66
06/23/2025	Principal Paydown	43815JAC7	70,000.00	HAROT 2023-1 A3 5.04 04/21/2027	4,213.50		4,213.50
06/25/2025	Coupon	05602RAD3	111,799.95	BMWOT 2022-A A3 3.21 08/25/2026		111.01	111.01
06/25/2025	Principal Paydown	05602RAD3	111,799.95	BMWOT 2022-A A3 3.21 08/25/2026	10,373.42		10,373.42
06/25/2025	Coupon	3137BNGT5	500,000.00	FHMS K-054 A2 2.745 01/25/2026		1,073.38	1,073.38
06/25/2025	Principal Paydown	3137BNGT5	500,000.00	FHMS K-054 A2 2.745 01/25/2026	17,821.33		17,821.33
06/25/2025	Coupon	3137BVZ82	320,000.00	FHMS K-063 A2 3.43 01/25/2027		914.67	914.67
06/25/2025	Coupon	3137FEBQ2	500,000.00	FHMS K-072 A2 3.444 12/25/2027		1,435.00	1,435.00
06/25/2025	Coupon	3137FETN0	465,000.00	FHMS K-073 A2 3.35 01/25/2028		1,298.13	1,298.13
06/25/2025	Coupon	3137FHPJ6	325,000.00	FHMS K-080 A2 3.926 07/25/2028		1,063.29	1,063.29
06/25/2025	Coupon	3137FJEH8	155,000.00	FHMS K-081 A2 3.9 08/25/2028		503.75	503.75
06/25/2025	Coupon	3137FJKE8	220,000.00	FHMS K-082 A2 3.92 09/25/2028		718.67	718.67
06/25/2025	Coupon	3137FJXV6	297,000.00	FHMS K-083 A2 4.05 09/25/2028		1,002.38	1,002.38
06/25/2025	Coupon	3137FJZ93	240,000.00	FHMS K-084 A2 3.78 10/25/2028		756.00	756.00
06/25/2025	Coupon	3137H4BY5	315,000.00	FHMS K-746 A2 2.031 09/25/2028		533.14	533.14
06/25/2025	Coupon	437076DC3	295,000.00	HOME DEPOT INC 4.75 06/25/2029		7,006.25	7,006.25

CASH FLOW REPORT



City of Gardena Cons | Account #10647 | As of October 31, 2024

Payment Date	Transaction Type	CUSIP	Quantity	Security Description	Principal Amount	Income	Total Amount
06/30/2025	Coupon	91282CGC9	500,000.00	UNITED STATES TREASURY 3.875 12/31/2027		9,687.50	9,687.50
June 2025 Total					1,072,539.32	110,986.34	1,183,525.66
JULY 2025							
07/14/2025	Coupon	459058KT9	250,000.00	INTERNATIONAL BANK FOR RECONSTRUCTION AND DEVELOPM 3.5 07/12/2028		4,375.00	4,375.00
07/15/2025	Coupon	02582JJZ4	125,000.00	AMXCA 2023-1 A 4.87 05/15/2026		507.29	507.29
07/15/2025	Coupon	02582JKD1	340,000.00	AMXCA 2023-3 A 5.23 09/15/2028		1,481.83	1,481.83
07/15/2025	Coupon	161571HT4	340,000.00	CHAIT 2023-1 A 5.16 09/15/2028		1,462.00	1,462.00
07/15/2025	Coupon	43815BAC4	59,595.92	HAROT 2022-1 A3 1.88 05/15/2026		19.31	19.31
07/15/2025	Principal Paydown	43815BAC4	59,595.92	HAROT 2022-1 A3 1.88 05/15/2026	6,163.04		6,163.04
07/15/2025	Coupon	448976AD2	140,000.00	HART 2024-C A3 4.41 05/15/2029		514.50	514.50
07/15/2025	Coupon	448979AD6	155,000.00	HART 2023-A A3 4.58 04/15/2027		328.59	328.59
07/15/2025	Principal Paydown	448979AD6	155,000.00	HART 2023-A A3 4.58 04/15/2027	9,488.10		9,488.10
07/15/2025	Coupon	44934QAD3	90,000.00	HART 2024-B A3 4.84 03/15/2029		363.00	363.00
07/15/2025	Coupon	46625HMN7	400,000.00	JPMORGAN CHASE & CO 3.9 07/15/2025		7,800.00	7,800.00
07/15/2025	Final Maturity	46625HMN7	400,000.00	JPMORGAN CHASE & CO 3.9 07/15/2025	400,000.00		400,000.00
07/15/2025	Coupon	47787CAC7	310,000.00	JDOT 2023-C A3 5.48 05/15/2028		1,354.04	1,354.04
07/15/2025	Principal Paydown	47787CAC7	310,000.00	JDOT 2023-C A3 5.48 05/15/2028	21,507.24		21,507.24
07/15/2025	Coupon	47787JAC2	43,248.48	JDOT 2022 A3 0.36 09/15/2026		23.60	23.60
07/15/2025	Principal Paydown	47787JAC2	43,248.48	JDOT 2022 A3 0.36 09/15/2026	3,814.77		3,814.77
07/15/2025	Coupon	47800AAC4	87,588.69	JDOT 2022-B A3 3.74 02/16/2027		127.59	127.59
07/15/2025	Principal Paydown	47800AAC4	87,588.69	JDOT 2022-B A3 3.74 02/16/2027	3,861.61		3,861.61
07/15/2025	Coupon	47800BAC2	176,237.30	JDOT 2022-C A3 5.09 06/15/2027		429.70	429.70
07/15/2025	Principal Paydown	47800BAC2	176,237.30	JDOT 2022-C A3 5.09 06/15/2027	10,153.55		10,153.55
07/15/2025	Coupon	58769GAD5	130,000.00	MBALT 2024-B A3 4.23 02/15/2028		458.25	458.25
07/15/2025	Coupon	58770AAC7	91,348.15	MBART 2023-1 A3 4.51 11/15/2027		217.97	217.97
07/15/2025	Principal Paydown	58770AAC7	91,348.15	MBART 2023-1 A3 4.51 11/15/2027	4,672.06		4,672.06
07/15/2025	Coupon	89238FAD5	51,670.78	TAOT 2022-B A3 2.93 09/15/2026		43.62	43.62
07/15/2025	Principal Paydown	89238FAD5	51,670.78	TAOT 2022-B A3 2.93 09/15/2026	4,300.78		4,300.78
07/15/2025	Coupon	89239TAD4	105,000.00	TAOT 2024-D A3 4.4 06/15/2029		391.13	391.13
07/15/2025	Coupon	91282CEY3	475,000.00	UNITED STATES TREASURY 3.0 07/15/2025		7,125.00	7,125.00
07/15/2025	Final Maturity	91282CEY3	475,000.00	UNITED STATES TREASURY 3.0 07/15/2025	475,000.00		475,000.00

CASH FLOW REPORT



City of Gardena Cons | Account #10647 | As of October 31, 2024

Payment Date	Transaction Type	CUSIP	Quantity	Security Description	Principal Amount	Income	Total Amount
07/15/2025	Coupon	91282CKZ3	1,000,000.00	UNITED STATES TREASURY 4.375 07/15/2027		21,875.00	21,875.00
07/16/2025	Coupon	362583AD8	115,000.00	GMCAR 2023-2 A3 4.47 02/16/2028		316.37	316.37
07/16/2025	Principal Paydown	362583AD8	115,000.00	GMCAR 2023-2 A3 4.47 02/16/2028	6,205.09		6,205.09
07/16/2025	Coupon	36265WAD5	58,744.52	GMCAR 2022-3 A3 3.64 04/16/2027		80.11	80.11
07/16/2025	Principal Paydown	36265WAD5	58,744.52	GMCAR 2022-3 A3 3.64 04/16/2027	4,222.72		4,222.72
07/16/2025	Coupon	38014AAD3	95,000.00	GMCAR 2024-4 A3 4.4 08/16/2029		338.04	338.04
07/17/2025	Coupon	61747YET8	175,000.00	MORGAN STANLEY 4.679 07/17/2026		4,094.13	4,094.13
07/17/2025	Effective Maturity	61747YET8	175,000.00	MORGAN STANLEY 4.679 07/17/2026	175,000.00		175,000.00
07/17/2025	Coupon	713448FX1	295,000.00	PEPSICO INC 4.5 07/17/2029		6,637.50	6,637.50
07/18/2025	Coupon	43815PAC3	60,490.89	HAROT 2022-2 A3 3.73 07/20/2026		69.51	69.51
07/18/2025	Principal Paydown	43815PAC3	60,490.89	HAROT 2022-2 A3 3.73 07/20/2026	4,668.02		4,668.02
07/21/2025	Coupon	379929AD4	75,000.00	GMALT 2023-3 A3 5.38 11/20/2026		186.04	186.04
07/21/2025	Principal Paydown	379929AD4	75,000.00	GMALT 2023-3 A3 5.38 11/20/2026	8,558.25		8,558.25
07/21/2025	Coupon	43815JAC7	70,000.00	HAROT 2023-1 A3 5.04 04/21/2027		169.96	169.96
07/21/2025	Principal Paydown	43815JAC7	70,000.00	HAROT 2023-1 A3 5.04 04/21/2027	4,113.65		4,113.65
07/21/2025	Coupon	78016HZT0	150,000.00	ROYAL BANK OF CANADA 4.875 01/19/2027		3,656.25	3,656.25
07/23/2025	Coupon	6174468C6	394,000.00	MORGAN STANLEY 4.0 07/23/2025		7,880.00	7,880.00
07/23/2025	Final Maturity	6174468C6	394,000.00	MORGAN STANLEY 4.0 07/23/2025	394,000.00		394,000.00
07/25/2025	Coupon	05602RAD3	111,799.95	BMWOT 2022-A A3 3.21 08/25/2026		83.26	83.26
07/25/2025	Principal Paydown	05602RAD3	111,799.95	BMWOT 2022-A A3 3.21 08/25/2026	9,921.30		9,921.30
07/25/2025	Coupon	3137BNGT5	500,000.00	FHMS K-054 A2 2.745 01/25/2026		1,032.62	1,032.62
07/25/2025	Principal Paydown	3137BNGT5	500,000.00	FHMS K-054 A2 2.745 01/25/2026	10,073.33		10,073.33
07/25/2025	Coupon	3137BVZ82	320,000.00	FHMS K-063 A2 3.43 01/25/2027		914.67	914.67
07/25/2025	Coupon	3137FEBQ2	500,000.00	FHMS K-072 A2 3.444 12/25/2027		1,435.00	1,435.00
07/25/2025	Coupon	3137FETN0	465,000.00	FHMS K-073 A2 3.35 01/25/2028		1,298.13	1,298.13
07/25/2025	Coupon	3137FHPJ6	325,000.00	FHMS K-080 A2 3.926 07/25/2028		1,063.29	1,063.29
07/25/2025	Coupon	3137FJEH8	155,000.00	FHMS K-081 A2 3.9 08/25/2028		503.75	503.75
07/25/2025	Coupon	3137FJKE8	220,000.00	FHMS K-082 A2 3.92 09/25/2028		718.67	718.67
07/25/2025	Coupon	3137FJXV6	297,000.00	FHMS K-083 A2 4.05 09/25/2028		1,002.38	1,002.38
07/25/2025	Coupon	3137FJZ93	240,000.00	FHMS K-084 A2 3.78 10/25/2028		756.00	756.00
07/25/2025	Coupon	3137H4BY5	315,000.00	FHMS K-746 A2 2.031 09/25/2028		533.14	533.14
07/31/2025	Coupon	69371RS80	410,000.00	PACCAR FINANCIAL CORP 4.6 01/31/2029		9,430.00	9,430.00

CASH FLOW REPORT



City of Gardena Cons | Account #10647 | As of October 31, 2024

Payment Date	Transaction Type	CUSIP	Quantity	Security Description	Principal Amount	Income	Total Amount
July 2025 Total					1,555,723.52	91,096.21	1,646,819.73
AUGUST 2025							
08/01/2025	Coupon	459058KW2	250,000.00	INTERNATIONAL BANK FOR RECONSTRUCTION AND DEVELOPM 4.625 08/01/2028		5,781.25	5,781.25
08/06/2025	Coupon	857477BR3	90,000.00	STATE STREET CORP 1.746 02/06/2026		1,125.23	1,125.23
08/15/2025	Coupon	02582JJZ4	125,000.00	AMXCA 2023-1 A 4.87 05/15/2026		507.29	507.29
08/15/2025	Coupon	02582JKD1	340,000.00	AMXCA 2023-3 A 5.23 09/15/2028		1,481.83	1,481.83
08/15/2025	Coupon	161571HT4	340,000.00	CHAIT 2023-1 A 5.16 09/15/2028		1,462.00	1,462.00
08/15/2025	Coupon	43815BAC4	59,595.92	HAROT 2022-1 A3 1.88 05/15/2026		9.66	9.66
08/15/2025	Principal Paydown	43815BAC4	59,595.92	HAROT 2022-1 A3 1.88 05/15/2026	5,975.03		5,975.03
08/15/2025	Coupon	438516CJ3	400,000.00	HONEYWELL INTERNATIONAL INC 4.95 02/15/2028		9,900.00	9,900.00
08/15/2025	Coupon	448976AD2	140,000.00	HART 2024-C A3 4.41 05/15/2029		514.50	514.50
08/15/2025	Coupon	448979AD6	155,000.00	HART 2023-A A3 4.58 04/15/2027		292.37	292.37
08/15/2025	Principal Paydown	448979AD6	155,000.00	HART 2023-A A3 4.58 04/15/2027	9,216.16		9,216.16
08/15/2025	Coupon	44934QAD3	90,000.00	HART 2024-B A3 4.84 03/15/2029		363.00	363.00
08/15/2025	Coupon	47787CAC7	310,000.00	JDOT 2023-C A3 5.48 05/15/2028		1,255.82	1,255.82
08/15/2025	Principal Paydown	47787CAC7	310,000.00	JDOT 2023-C A3 5.48 05/15/2028	16,444.98		16,444.98
08/15/2025	Coupon	47787JAC2	43,248.48	JDOT 2022 A3 0.36 09/15/2026		16.23	16.23
08/15/2025	Principal Paydown	47787JAC2	43,248.48	JDOT 2022 A3 0.36 09/15/2026	3,456.45		3,456.45
08/15/2025	Coupon	47800AAC4	87,588.69	JDOT 2022-B A3 3.74 02/16/2027		115.55	115.55
08/15/2025	Principal Paydown	47800AAC4	87,588.69	JDOT 2022-B A3 3.74 02/16/2027	3,623.59		3,623.59
08/15/2025	Coupon	47800BAC2	176,237.30	JDOT 2022-C A3 5.09 06/15/2027		386.63	386.63
08/15/2025	Principal Paydown	47800BAC2	176,237.30	JDOT 2022-C A3 5.09 06/15/2027	9,805.10		9,805.10
08/15/2025	Coupon	58769GAD5	130,000.00	MBALT 2024-B A3 4.23 02/15/2028		458.25	458.25
08/15/2025	Coupon	58770AAC7	91,348.15	MBART 2023-1 A3 4.51 11/15/2027		200.41	200.41
08/15/2025	Principal Paydown	58770AAC7	91,348.15	MBART 2023-1 A3 4.51 11/15/2027	4,146.28		4,146.28
08/15/2025	Coupon	89238FAD5	51,670.78	TAOT 2022-B A3 2.93 09/15/2026		33.12	33.12
08/15/2025	Principal Paydown	89238FAD5	51,670.78	TAOT 2022-B A3 2.93 09/15/2026	4,192.48		4,192.48
08/15/2025	Coupon	89239TAD4	105,000.00	TAOT 2024-D A3 4.4 06/15/2029		391.13	391.13
08/15/2025	Coupon	91282YB0	150,000.00	UNITED STATES TREASURY 1.625 08/15/2029		1,218.75	1,218.75
08/18/2025	Coupon	06428CAA2	300,000.00	BANK OF AMERICA NA 5.526 08/18/2026		8,289.00	8,289.00

CASH FLOW REPORT



City of Gardena Cons | Account #10647 | As of October 31, 2024

Payment Date	Transaction Type	CUSIP	Quantity	Security Description	Principal Amount	Income	Total Amount
08/18/2025	Coupon	362583AD8	115,000.00	GMCAR 2023-2 A3 4.47 02/16/2028		293.26	293.26
08/18/2025	Principal Paydown	362583AD8	115,000.00	GMCAR 2023-2 A3 4.47 02/16/2028	6,021.66		6,021.66
08/18/2025	Coupon	36265WAD5	58,744.52	GMCAR 2022-3 A3 3.64 04/16/2027		67.30	67.30
08/18/2025	Principal Paydown	36265WAD5	58,744.52	GMCAR 2022-3 A3 3.64 04/16/2027	3,992.62		3,992.62
08/18/2025	Coupon	38014AAD3	95,000.00	GMCAR 2024-4 A3 4.4 08/16/2029		338.04	338.04
08/18/2025	Coupon	43815PAC3	60,490.89	HAROT 2022-2 A3 3.73 07/20/2026		55.00	55.00
08/18/2025	Principal Paydown	43815PAC3	60,490.89	HAROT 2022-2 A3 3.73 07/20/2026	4,525.16		4,525.16
08/20/2025	Coupon	379929AD4	75,000.00	GMALT 2023-3 A3 5.38 11/20/2026		147.68	147.68
08/20/2025	Principal Paydown	379929AD4	75,000.00	GMALT 2023-3 A3 5.38 11/20/2026	8,176.37		8,176.37
08/21/2025	Coupon	43815JAC7	70,000.00	HAROT 2023-1 A3 5.04 04/21/2027		152.69	152.69
08/21/2025	Principal Paydown	43815JAC7	70,000.00	HAROT 2023-1 A3 5.04 04/21/2027	3,988.08		3,988.08
08/25/2025	Coupon	037833BY5	400,000.00	APPLE INC 3.25 02/23/2026		6,500.00	6,500.00
08/25/2025	Coupon	05602RAD3	111,799.95	BMWOT 2022-A A3 3.21 08/25/2026		56.72	56.72
08/25/2025	Principal Paydown	05602RAD3	111,799.95	BMWOT 2022-A A3 3.21 08/25/2026	9,607.65		9,607.65
08/25/2025	Coupon	3137BNGT5	500,000.00	FHMS K-054 A2 2.745 01/25/2026		1,009.57	1,009.57
08/25/2025	Principal Paydown	3137BNGT5	500,000.00	FHMS K-054 A2 2.745 01/25/2026	859.95		859.95
08/25/2025	Coupon	3137BVZ82	320,000.00	FHMS K-063 A2 3.43 01/25/2027		914.67	914.67
08/25/2025	Coupon	3137FEBQ2	500,000.00	FHMS K-072 A2 3.444 12/25/2027		1,435.00	1,435.00
08/25/2025	Coupon	3137FETN0	465,000.00	FHMS K-073 A2 3.35 01/25/2028		1,298.13	1,298.13
08/25/2025	Coupon	3137FHPJ6	325,000.00	FHMS K-080 A2 3.926 07/25/2028		1,063.29	1,063.29
08/25/2025	Coupon	3137FJEH8	155,000.00	FHMS K-081 A2 3.9 08/25/2028		503.75	503.75
08/25/2025	Coupon	3137FJKE8	220,000.00	FHMS K-082 A2 3.92 09/25/2028		718.67	718.67
08/25/2025	Coupon	3137FJXV6	297,000.00	FHMS K-083 A2 4.05 09/25/2028		1,002.38	1,002.38
08/25/2025	Coupon	3137FJZ93	240,000.00	FHMS K-084 A2 3.78 10/25/2028		756.00	756.00
08/25/2025	Coupon	3137H4BY5	315,000.00	FHMS K-746 A2 2.031 09/25/2028		533.14	533.14
08/26/2025	Coupon	17275RBQ4	170,000.00	CISCO SYSTEMS INC 4.8 02/26/2027		4,080.00	4,080.00
08/27/2025	Coupon	459058LK7	170,000.00	INTERNATIONAL BANK FOR RECONSTRUCTION AND DEVELOPM 4.0 08/27/2026		3,400.00	3,400.00
August 2025 Total					94,031.55	58,127.27	152,158.82
SEPTEMBER 2025							
09/02/2025	Coupon	9128284Z0	750,000.00	UNITED STATES TREASURY 2.75 08/31/2025		10,312.50	10,312.50
09/02/2025	Final Maturity	9128284Z0	750,000.00	UNITED STATES TREASURY 2.75 08/31/2025	750,000.00		750,000.00

CASH FLOW REPORT



City of Gardena Cons | Account #10647 | As of October 31, 2024

Payment Date	Transaction Type	CUSIP	Quantity	Security Description	Principal Amount	Income	Total Amount
09/09/2025	Coupon	57636QAW4	290,000.00	MASTERCARD INC 4.875 03/09/2028		7,068.75	7,068.75
09/09/2025	Coupon	931142EW9	80,000.00	WALMART INC 3.9 09/09/2025		1,560.00	1,560.00
09/09/2025	Final Maturity	931142EW9	80,000.00	WALMART INC 3.9 09/09/2025	80,000.00		80,000.00
09/10/2025	Coupon	3130ATS57	700,000.00	FEDERAL HOME LOAN BANKS 4.5 03/10/2028		15,750.00	15,750.00
09/15/2025	Coupon	02582JJZ4	125,000.00	AMXCA 2023-1 A 4.87 05/15/2026		507.29	507.29
09/15/2025	Coupon	02582JKD1	340,000.00	AMXCA 2023-3 A 5.23 09/15/2028		1,481.83	1,481.83
09/15/2025	Coupon	161571HT4	340,000.00	CHAIT 2023-1 A 5.16 09/15/2028		1,462.00	1,462.00
09/15/2025	Coupon	437076CR1	110,000.00	HOME DEPOT INC 4.0 09/15/2025		2,200.00	2,200.00
09/15/2025	Final Maturity	437076CR1	110,000.00	HOME DEPOT INC 4.0 09/15/2025	110,000.00		110,000.00
09/15/2025	Coupon	43815BAC4	59,595.92	HAROT 2022-1 A3 1.88 05/15/2026		0.30	0.30
09/15/2025	Effective Maturity	43815BAC4	59,595.92	HAROT 2022-1 A3 1.88 05/15/2026	189.94		189.94
09/15/2025	Coupon	448976AD2	140,000.00	HART 2024-C A3 4.41 05/15/2029		514.50	514.50
09/15/2025	Coupon	448979AD6	155,000.00	HART 2023-A A3 4.58 04/15/2027		257.20	257.20
09/15/2025	Principal Paydown	448979AD6	155,000.00	HART 2023-A A3 4.58 04/15/2027	9,025.92		9,025.92
09/15/2025	Coupon	44934QAD3	90,000.00	HART 2024-B A3 4.84 03/15/2029		363.00	363.00
09/15/2025	Coupon	47787CAC7	310,000.00	JDOT 2023-C A3 5.48 05/15/2028		1,180.72	1,180.72
09/15/2025	Principal Paydown	47787CAC7	310,000.00	JDOT 2023-C A3 5.48 05/15/2028	13,059.33		13,059.33
09/15/2025	Coupon	47787JAC2	43,248.48	JDOT 2022 A3 0.36 09/15/2026		9.55	9.55
09/15/2025	Principal Paydown	47787JAC2	43,248.48	JDOT 2022 A3 0.36 09/15/2026	3,366.84		3,366.84
09/15/2025	Coupon	47800AAC4	87,588.69	JDOT 2022-B A3 3.74 02/16/2027		104.26	104.26
09/15/2025	Principal Paydown	47800AAC4	87,588.69	JDOT 2022-B A3 3.74 02/16/2027	3,774.46		3,774.46
09/15/2025	Coupon	47800BAC2	176,237.30	JDOT 2022-C A3 5.09 06/15/2027		345.04	345.04
09/15/2025	Principal Paydown	47800BAC2	176,237.30	JDOT 2022-C A3 5.09 06/15/2027	8,432.57		8,432.57
09/15/2025	Coupon	58769GAD5	130,000.00	MBALT 2024-B A3 4.23 02/15/2028		458.25	458.25
09/15/2025	Coupon	58770AAC7	91,348.15	MBART 2023-1 A3 4.51 11/15/2027		184.82	184.82
09/15/2025	Principal Paydown	58770AAC7	91,348.15	MBART 2023-1 A3 4.51 11/15/2027	4,023.90		4,023.90
09/15/2025	Coupon	89238FAD5	51,670.78	TAOT 2022-B A3 2.93 09/15/2026		22.88	22.88
09/15/2025	Principal Paydown	89238FAD5	51,670.78	TAOT 2022-B A3 2.93 09/15/2026	4,110.12		4,110.12
09/15/2025	Coupon	89239TAD4	105,000.00	TAOT 2024-D A3 4.4 06/15/2029		391.13	391.13
09/15/2025	Coupon	91282CFK2	475,000.00	UNITED STATES TREASURY 3.5 09/15/2025		8,312.50	8,312.50
09/15/2025	Final Maturity	91282CFK2	475,000.00	UNITED STATES TREASURY 3.5 09/15/2025	475,000.00		475,000.00
09/16/2025	Coupon	362583AD8	115,000.00	GMCAR 2023-2 A3 4.47 02/16/2028		270.83	270.83

CASH FLOW REPORT



City of Gardena Cons | Account #10647 | As of October 31, 2024

Payment Date	Transaction Type	CUSIP	Quantity	Security Description	Principal Amount	Income	Total Amount
09/16/2025	Principal Paydown	362583AD8	115,000.00	GMCAR 2023-2 A3 4.47 02/16/2028	5,902.61		5,902.61
09/16/2025	Coupon	36265WAD5	58,744.52	GMCAR 2022-3 A3 3.64 04/16/2027		55.19	55.19
09/16/2025	Principal Paydown	36265WAD5	58,744.52	GMCAR 2022-3 A3 3.64 04/16/2027	3,781.04		3,781.04
09/16/2025	Coupon	38014AAD3	95,000.00	GMCAR 2024-4 A3 4.4 08/16/2029		338.04	338.04
09/17/2025	Coupon	931142ER0	40,000.00	WALMART INC 1.05 09/17/2026		210.00	210.00
09/18/2025	Coupon	43815PAC3	60,490.89	HAROT 2022-2 A3 3.73 07/20/2026		40.93	40.93
09/18/2025	Principal Paydown	43815PAC3	60,490.89	HAROT 2022-2 A3 3.73 07/20/2026	4,411.02		4,411.02
09/18/2025	Coupon	857477CL5	365,000.00	STATE STREET CORP 4.993 03/18/2027		9,112.23	9,112.23
09/22/2025	Coupon	379929AD4	75,000.00	GMALT 2023-3 A3 5.38 11/20/2026		111.02	111.02
09/22/2025	Principal Paydown	379929AD4	75,000.00	GMALT 2023-3 A3 5.38 11/20/2026	9,415.89		9,415.89
09/22/2025	Coupon	43815JAC7	70,000.00	HAROT 2023-1 A3 5.04 04/21/2027		135.94	135.94
09/22/2025	Principal Paydown	43815JAC7	70,000.00	HAROT 2023-1 A3 5.04 04/21/2027	3,892.62		3,892.62
09/25/2025	Coupon	05602RAD3	111,799.95	BMWOT 2022-A A3 3.21 08/25/2026		31.02	31.02
09/25/2025	Principal Paydown	05602RAD3	111,799.95	BMWOT 2022-A A3 3.21 08/25/2026	8,079.00		8,079.00
09/25/2025	Coupon	3137BNGT5	500,000.00	FHMS K-054 A2 2.745 01/25/2026		1,007.61	1,007.61
09/25/2025	Principal Paydown	3137BNGT5	500,000.00	FHMS K-054 A2 2.745 01/25/2026	862.47		862.47
09/25/2025	Coupon	3137BVZ82	320,000.00	FHMS K-063 A2 3.43 01/25/2027		914.67	914.67
09/25/2025	Coupon	3137FEBQ2	500,000.00	FHMS K-072 A2 3.444 12/25/2027		1,435.00	1,435.00
09/25/2025	Coupon	3137FETN0	465,000.00	FHMS K-073 A2 3.35 01/25/2028		1,298.13	1,298.13
09/25/2025	Coupon	3137FHPJ6	325,000.00	FHMS K-080 A2 3.926 07/25/2028		1,063.29	1,063.29
09/25/2025	Coupon	3137FJEH8	155,000.00	FHMS K-081 A2 3.9 08/25/2028		503.75	503.75
09/25/2025	Coupon	3137FJKE8	220,000.00	FHMS K-082 A2 3.92 09/25/2028		718.67	718.67
09/25/2025	Coupon	3137FJXV6	297,000.00	FHMS K-083 A2 4.05 09/25/2028		1,002.38	1,002.38
09/25/2025	Coupon	3137FJZ93	240,000.00	FHMS K-084 A2 3.78 10/25/2028		756.00	756.00
09/25/2025	Coupon	3137H4BY5	315,000.00	FHMS K-746 A2 2.031 09/25/2028		533.14	533.14
09/30/2025	Coupon	9128286L9	750,000.00	UNITED STATES TREASURY 2.25 03/31/2026		8,437.50	8,437.50
09/30/2025	Coupon	912828YG9	300,000.00	UNITED STATES TREASURY 1.625 09/30/2026		2,437.50	2,437.50
09/30/2025	Coupon	91282CEF4	750,000.00	UNITED STATES TREASURY 2.5 03/31/2027		9,375.00	9,375.00
09/30/2025	Coupon	91282CFM8	570,000.00	UNITED STATES TREASURY 4.125 09/30/2027		11,756.25	11,756.25
September 2025 Total					1,497,327.73	104,030.57	1,601,358.30
Grand Total			127,862,220.17		10,188,623.06	1,053,407.40	11,242,030.45

IMPORTANT DISCLOSURES



City of Gardena Cons | Account #10647 | As of October 31, 2024

Chandler Asset Management, Inc. (“Chandler”) is an SEC registered investment adviser. For additional information about our firm, please see our current disclosures (Form ADV). To obtain a copy of our current disclosures, you may contact your client service representative by calling the number on the front of this statement or you may visit our website at www.chandlerasset.com.

Information contained in this monthly statement is confidential and is provided for informational purposes only and should not be construed as specific investment or legal advice. The information contained herein was obtained from sources believed to be reliable as of the date of this statement, but may become outdated or superseded at any time without notice.

Custody: Your qualified custodian bank maintains control of all assets reflected in this statement and we urge you to compare this statement to the one you receive from your qualified custodian. Chandler does not have any authority to withdraw or deposit funds from/to the custodian account.

Valuation: Prices are provided by IDC, an independent pricing source. In the event IDC does not provide a price or if the price provided is not reflective of fair market value, Chandler will obtain pricing from an alternative approved third party pricing source in accordance with our written valuation policy and procedures. Our valuation procedures are also disclosed in Item 5 of our Form ADV Part 2A.

Performance: Performance results are presented gross-of-advisory fees and represent the client’s Total Return. The deduction of advisory fees lowers performance results. These results include the reinvestment of dividends and other earnings. Past performance may not be indicative of future results. Therefore, clients should not assume that future performance of any specific investment or investment strategy will be profitable or equal to past performance levels. All investment strategies have the potential for profit or loss. Economic factors, market conditions or changes in investment strategies, contributions or withdrawals may materially alter the performance and results of your portfolio.

Source Ice Data Indices, LLC (“ICE”), used with permission. ICE PERMITS USE OF THE ICE INDICES AND RELATED DATA ON AN “AS IS” BASIS; ICE, ITS AFFILIATES AND THEIR RESPECTIVE THIRD PARTY SUPPLIERS DISCLAIM ANY AND ALL WARRANTIES AND REPRESENTATIONS, EXPRESS AND/OR IMPLIED, INCLUDING ANY WARRANTIES OF MERCHANTABILITY OR FITNESS FOR A PARTICULAR PURPOSE OR USE, INCLUDING THE INDICES, INDEX DATA AND ANY DATA INCLUDED IN, RELATED TO, OR DERIVED THEREFROM. NEITHER ICE DATA, ITS AFFILIATES OR THEIR RESPECTIVE THIRD PARTY PROVIDERS GUARANTEE THE QUALITY, ADEQUACY, ACCURACY, TIMELINESS OR COMPLETENESS OF THE INDICES OR THE INDEX DATA OR ANY COMPONENT THEREOF, AND THE INDICES AND INDEX DATA AND ALL COMPONENTS THEREOF ARE PROVIDED ON AN “AS IS” BASIS AND LICENSEE’S USE IS AT LICENSEE’S OWN RISK. ICE DATA, ITS AFFILIATES AND THEIR RESPECTIVE THIRD PARTY DO NOT SPONSOR, ENDORSE, OR RECOMMEND CHANDLER, OR ANY OF ITS PRODUCTS OR SERVICES.

Index returns assume reinvestment of all distributions. Historical performance results for investment indexes generally do not reflect the deduction of transaction and/or custodial charges or the deduction of an investment management fee, the incurrence of which would have the effect of decreasing historical performance results. It is not possible to invest directly in an index.

Ratings: Ratings information have been provided by Moody’s, S&P and Fitch through data feeds we believe to be reliable as of the date of this statement, however we cannot guarantee its accuracy.

Security level ratings for U.S. Agency issued mortgage-backed securities (“MBS”) reflect the issuer rating because the securities themselves are not rated. The issuing U.S. Agency guarantees the full and timely payment of both principal and interest and carries a AA+/Aaa/AAA by S&P, Moody’s and Fitch respectively.