

CITY OF GARDENA



INVESTMENT REPORT

December 2024

Prepared by Danny Rodriguez, Revenue and Purchasing Manager
Reviewed by Ray Beeman, Director of Administrative Services

MONTHLY ACCOUNT STATEMENT

City of Gardena Cons | Account #10647 | As of December 31, 2024

CHANDLER ASSET MANAGEMENT | chandlerasset.com

Chandler Team:

For questions about your account, please call (800) 317-4747,
or contact clientservice@chandlerasset.com

Custodian:

PORTFOLIO SUMMARY



City of Gardena Cons | Account #10647 | As of December 31, 2024

Portfolio Characteristics

Average Modified Duration	0.73
Average Coupon	4.14%
Average Purchase YTM	4.28%
Average Market YTM	4.51%
Average Quality	AA+
Average Final Maturity	0.86
Average Life	0.75

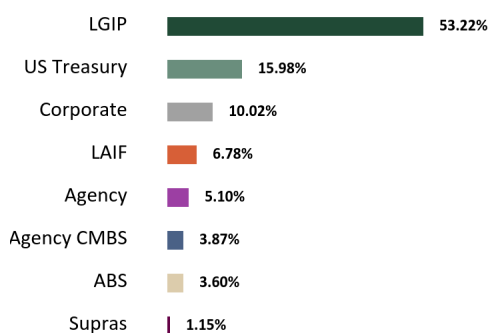
Account Summary

	Beg. Values as of 12/01/2024	End Values as of 12/31/2024
Market Value	96,262,629.17	83,091,500.34
Accrued Interest	255,446.04	231,480.33
Total Market Value	96,518,075.21	83,322,980.67
Income Earned	498,841.49	381,944.06
Cont/WD	(316,328.43)	(13,500,247.82)
Par	90,267,544.62	77,203,158.26
Book Value	96,517,377.18	83,441,152.90
Cost Value	96,402,940.94	83,318,434.85

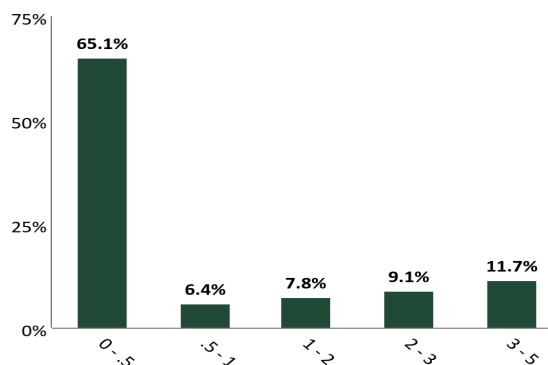
Top Issuers

California Asset Mgmt Program	44.79%
Government of The United States	15.98%
CalTrust	8.42%
LAIF	6.78%
FHLMC	3.87%
Farm Credit System	3.12%
Federal Home Loan Banks	1.57%
International Bank for Recon and Dev	1.15%

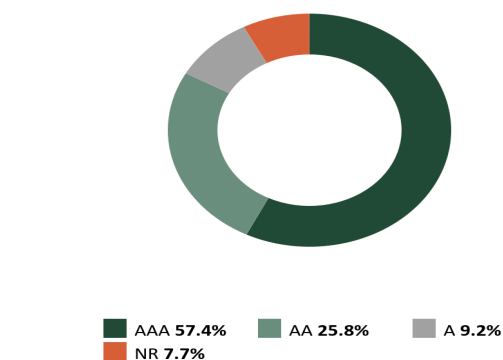
Sector Allocation



Maturity Distribution



Credit Quality



*See Footnote

The credit quality is a weighted average calculation of the highest of S&P, Moody's and Fitch

Execution Time: 01/13/2025 09:51:58 AM

Chandler Asset Management | info@chandlerasset.com | www.chandlerasset.com | 800.317.4747

CONFIDENTIAL | 2

RECONCILIATION SUMMARY



City of Gardena Cons | Account #10647 | As of December 31, 2024

Maturities / Calls

Month to Date	(400,000.00)
Fiscal Year to Date	(13,475,000.00)

Principal Paydowns

Month to Date	(98,865.05)
Fiscal Year to Date	(886,082.39)

Purchases

Month to Date	38,000,821.73
Fiscal Year to Date	75,755,753.87

Sales

Month to Date	(50,606,201.16)
Fiscal Year to Date	(65,409,032.71)

Interest Received

Month to Date	396,911.31
Fiscal Year to Date	3,213,947.67

Purchased / Sold Interest

Month to Date	(907.97)
Fiscal Year to Date	(74,993.96)

Accrual Activity Summary

	Month to Date	Fiscal Year to Date (01/01/2024)
Beginning Book Value	96,517,377.18	87,301,622.17
Maturities/Calls	(400,000.00)	(13,475,000.00)
Principal Paydowns	(98,865.05)	(886,082.39)
Purchases	38,000,821.73	75,755,753.87
Sales	(50,606,201.16)	(65,409,032.71)
Change in Cash, Payables, Receivables	18,113.78	20,192.93
Amortization/Accretion	9,906.43	133,854.18
Realized Gain (Loss)	(0.01)	(155.15)
Ending Book Value	83,441,152.90	83,441,152.90

Fair Market Activity Summary

	Month to Date	Fiscal Year to Date (01/01/2024)
Beginning Market Value	96,262,629.17	86,698,685.72
Maturities/Calls	(400,000.00)	(13,475,000.00)
Principal Paydowns	(98,865.05)	(886,082.39)
Purchases	38,000,821.73	75,755,753.87
Sales	(50,606,201.16)	(65,409,032.71)
Change in Cash, Payables, Receivables	18,113.78	20,192.93
Amortization/Accretion	9,906.43	133,854.18
Change in Net Unrealized Gain (Loss)	(94,904.56)	253,283.88
Realized Gain (Loss)	(0.01)	(155.15)
Ending Market Value	83,091,500.34	83,091,500.34

HOLDINGS REPORT



City of Gardena Cons | Account #10647 | As of December 31, 2024

Cusip	Security Description	Par Value/ Units	Purchase Date Purchase Yield	Cost Value Book Value	Mkt Price Mkt YTM	Market Value Accrued Int.	% of Port. Gain/Loss	Moody's/ S&P/ Fitch	Maturity Duration
ABS									
05593AAC3	BMWLT 2023-1 A3 5.16 11/25/2025	10,275.02	02/07/2023 5.43%	10,274.77 10,274.94	100.07 4.67%	10,282.23 8.84	0.01% 7.29	Aaa/AAA NA	0.90 0.13
43815GAC3	HAROT 2021-4 A3 0.88 01/21/2026	13,334.17	11/16/2021 0.89%	13,331.36 13,333.54	99.22 4.64%	13,230.45 3.26	0.02% (103.09)	Aaa/NA AAA	1.06 0.21
47789QAC4	JDOT 2021-B A3 0.52 03/16/2026	8,871.23	07/13/2021 0.52%	8,870.44 8,871.11	99.50 4.47%	8,827.04 2.05	0.01% (44.07)	Aaa/NA AAA	1.21 0.13
89238JAC9	TAOT 2021-D A3 0.71 04/15/2026	10,967.43	11/09/2021 0.95%	10,967.19 10,967.39	99.27 4.64%	10,887.51 3.46	0.01% (79.87)	NA/AAA AAA	1.29 0.18
43815BAC4	HAROT 2022-1 A3 1.88 05/15/2026	52,043.65	02/15/2022 1.89%	52,035.83 52,041.37	99.14 4.60%	51,596.80 43.49	0.06% (444.57)	Aaa/AAA NA	1.37 0.31
43815PAC3	HAROT 2022-2 A3 3.73 07/20/2026	54,507.51	08/15/2022 3.87%	54,504.26 54,506.44	99.66 4.59%	54,323.00 73.42	0.07% (183.44)	NA/AAA AAA	1.55 0.41
05602RAD3	BMWOT 2022-A A3 3.21 08/25/2026	98,326.14	01/05/2023 4.81%	95,748.92 97,178.50	99.55 4.54%	97,878.90 52.60	0.12% 700.40	Aaa/AAA NA	1.65 0.35
89238FAD5	TAOT 2022-B A3 2.93 09/15/2026	46,513.51	04/07/2022 3.09%	46,512.43 46,513.21	99.39 4.53%	46,231.11 60.57	0.06% (282.10)	Aaa/AAA NA	1.71 0.38
47787JAC2	JDOT 2022 A3 0.36 09/15/2026	38,059.09	03/10/2022 2.34%	38,050.67 38,056.15	99.17 4.82%	37,742.12 39.24	0.05% (314.03)	Aaa/NA AAA	1.71 0.33
379929AD4	GMALT 2023-3 A3 5.38 11/20/2026	75,000.00	08/08/2023 5.38%	74,991.01 74,994.81	100.52 4.61%	75,392.81 123.29	0.09% 397.99	NA/AAA AAA	1.89 0.63
47800AAC4	JDOT 2022-B A3 3.74 02/16/2027	82,411.60	07/12/2022 3.77%	82,403.73 82,408.58	99.56 4.56%	82,052.83 136.99	0.10% (355.74)	Aaa/NA AAA	2.13 0.55
448979AD6	HART 2023-A A3 4.58 04/15/2027	145,489.90	04/04/2023 5.14%	145,475.70 145,481.81	100.03 4.57%	145,536.43 296.15	0.18% 54.62	NA/AAA AAA	2.29 0.57
36265WAD5	GMCAR 2022-3 A3 3.64 04/16/2027	53,598.47	07/06/2022 3.93%	53,598.11 53,598.33	99.61 4.59%	53,387.49 81.29	0.06% (210.84)	Aaa/NA AAA	2.29 0.43
43815JAC7	HAROT 2023-1 A3 5.04 04/21/2027	66,524.36	02/16/2023 5.09%	66,511.99 66,517.54	100.34 4.57%	66,749.98 93.13	0.08% 232.44	Aaa/NA AAA	2.30 0.65
02582JIT8	AMXCA 2022-2 A 3.39 05/17/2027	185,000.00	05/17/2022 3.42%	184,959.08 184,992.96	99.56 4.65%	184,178.05 278.73	0.22% (814.91)	NA/AAA AAA	0.37 0.36
47800BAC2	JDOT 2022-C A3 5.09 06/15/2027	167,687.16	10/12/2022 3.29%	167,674.15 167,680.99	100.29 4.69%	168,176.76 379.35	0.20% 495.76	Aaa/NA AAA	2.45 0.64
58770AAC7	MBART 2023-1 A3 4.51 11/15/2027	85,564.63	01/18/2023 4.56%	85,554.36 85,558.66	100.01 4.53%	85,575.42 171.51	0.10% 16.75	NA/AAA AAA	2.87 0.69

HOLDINGS REPORT



City of Gardena Cons | Account #10647 | As of December 31, 2024

Cusip	Security Description	Par Value/ Units	Purchase Date Purchase Yield	Cost Value Book Value	Mkt Price Mkt YTM	Market Value Accrued Int.	% of Port. Gain/Loss	Moody's/ S&P/ Fitch	Maturity Duration
58769GAD5	MBALT 2024-B A3 4.23 02/15/2028	130,000.00	09/17/2024 4.24%	129,978.12 129,979.85	99.55 4.55%	129,410.61 244.40	0.16% (569.25)	NA/AAA AAA	3.13 1.62
362583AD8	GMCAR 2023-2 A3 4.47 02/16/2028	115,000.00	04/04/2023 4.51%	114,996.84 114,997.97	100.00 4.51%	114,996.56 214.19	0.14% (1.40)	Aaa/AAA NA	3.13 0.81
02582JJZ4	AMXCA 2023-1 A 4.87 05/15/2026	125,000.00	06/07/2023 4.87%	124,988.91 124,993.29	100.53 4.51%	125,663.03 270.56	0.15% 669.73	NA/AAA AAA	1.37 1.30
47787CAC7	JDOT 2023-C A3 5.48 05/15/2028	310,000.00	09/12/2023 5.40%	309,978.70 309,984.59	101.14 4.66%	313,534.00 755.02	0.38% 3,549.41	Aaa/NA AAA	3.37 1.28
161571HT4	CHAIT 2023-1 A 5.16 09/15/2028	340,000.00	09/07/2023 5.17%	339,905.75 339,930.20	101.06 4.56%	343,603.66 779.73	0.41% 3,673.46	NR/AAA AAA	3.71 1.59
02582JKD1	AMXCA 2023-3 A 5.23 09/15/2028	340,000.00	09/12/2023 5.29%	339,984.80 339,988.72	101.28 4.49%	344,345.78 790.31	0.41% 4,357.06	NA/AAA AAA	3.71 1.59
44934QAD3	HART 2024-B A3 4.84 03/15/2029	90,000.00	07/16/2024 4.90%	89,986.42 89,987.71	100.51 4.64%	90,463.37 193.60	0.11% 475.66	NA/AAA AAA	4.20 2.04
448976AD2	HART 2024-C A3 4.41 05/15/2029	140,000.00	10/08/2024 4.46%	139,989.75 139,990.22	99.59 4.64%	139,419.24 274.40	0.17% (570.98)	NA/AAA AAA	4.37 2.18
89239TAD4	TAOT 2024-D A3 4.4 06/15/2029	105,000.00	10/10/2024 4.44%	104,994.14 104,994.40	99.71 4.59%	104,691.01 205.33	0.13% (303.40)	Aaa/AAA NA	4.45 1.96
38014AAD3	GMCAR 2024-4 A3 4.4 08/16/2029	95,000.00	10/08/2024 4.32%	94,981.70 94,982.50	99.70 4.59%	94,713.88 174.17	0.11% (268.62)	Aaa/AAA NA	4.62 2.02
Total ABS		2,984,173.86	4.54%	2,981,249.12 2,982,805.79	100.30 4.58%	2,992,890.04 5,749.08	3.60% 10,084.25	Aaa/AAA AAA	2.87 1.15

AGENCY									
3133ENKS8	FEDERAL FARM CREDIT BANKS FUNDING CORP 1.125 01/06/2025	750,000.00	-- 1.59%	740,054.10 749,952.85	99.96 4.34%	749,730.62 4,101.56	0.90% (222.23)	Aaa/AA+ AA+	0.02 0.01
3133ENPG9	FEDERAL FARM CREDIT BANKS FUNDING CORP 1.75 02/14/2025	415,000.00	02/10/2022 1.84%	413,891.95 414,955.48	99.67 4.54%	413,643.86 2,763.78	0.50% (1,311.62)	Aaa/AA+ AA+	0.12 0.12
3135G06G3	FEDERAL NATIONAL MORTGAGE ASSOCIATION 0.5 11/07/2025	350,000.00	11/18/2020 0.52%	349,639.50 349,938.39	96.88 4.29%	339,068.03 262.50	0.41% (10,870.36)	Aaa/AA+ AA+	0.85 0.83
3130B3A29	FEDERAL HOME LOAN BANKS 4.0 10/09/2026	600,000.00	10/21/2024 4.00%	599,994.00 599,994.59	99.78 4.13%	598,685.05 5,333.33	0.72% (1,309.55)	Aaa/AA+ AA+	1.77 1.68
3133ERFJ5	FEDERAL FARM CREDIT BANKS FUNDING CORP 4.5 05/20/2027	330,000.00	05/23/2024 4.79%	327,333.60 327,876.17	100.52 4.27%	331,716.43 1,691.25	0.40% 3,840.26	Aaa/AA+ AA+	2.38 2.23

HOLDINGS REPORT



City of Gardena Cons | Account #10647 | As of December 31, 2024

Cusip	Security Description	Par Value/ Units	Purchase Date Purchase Yield	Cost Value Book Value	Mkt Price Mkt YTM	Market Value Accrued Int.	% of Port. Gain/Loss	Moody's/ S&P/ Fitch	Maturity Duration
3130ATSS7	FEDERAL HOME LOAN BANKS 4.5 03/10/2028	700,000.00	03/21/2023 3.99%	715,799.00 710,132.25	100.38 4.37%	702,649.96 9,712.50	0.85% (7,482.30)	Aaa/AA+ AA+	3.19 2.90
3133ERGL9	FEDERAL FARM CREDIT BANKS FUNDING CORP 4.5 06/07/2028	450,000.00	06/25/2024 4.44%	450,984.50 450,855.46	100.35 4.39%	451,563.39 1,350.00	0.54% 707.93	Aaa/AA+ AA+	3.44 3.14
3133EPN50	FEDERAL FARM CREDIT BANKS FUNDING CORP 4.25 12/15/2028	650,000.00	12/28/2023 3.89%	660,575.50 658,423.07	99.62 4.36%	647,515.00 1,227.78	0.78% (10,908.06)	Aaa/AA+ AA+	3.96 3.59
Total Agency		4,245,000.00	3.18%	4,258,272.15 4,262,128.26	99.76 4.33%	4,234,572.33 26,442.71	5.10% (27,555.93)	Aaa/AA+ AA+	2.02 1.86

AGENCY CMBS									
3137BNGT5	FHMS K-054 A2 2.745 01/25/2026	487,779.73	02/15/2023 4.65%	463,181.15 479,187.88	98.29 4.37%	479,452.35 1,115.80	0.58% 264.47	Aaa/AA+ AAA	1.07 0.95
3137BVZ82	FHMS K-063 A2 3.43 01/25/2027	320,000.00	02/06/2024 4.48%	310,725.00 313,594.37	97.83 4.53%	313,071.23 914.67	0.38% (523.14)	Aaa/AA+ AAA	2.07 1.82
3137FEBQ2	FHMS K-072 A2 3.444 12/25/2027	500,000.00	08/22/2023 4.98%	470,429.69 479,818.60	96.74 4.60%	483,722.90 1,435.00	0.58% 3,904.30	Aaa/AA+ AAA	2.98 2.71
3137FETN0	FHMS K-073 A2 3.35 01/25/2028	465,000.00	05/24/2023 4.27%	446,908.59 453,187.18	96.44 4.60%	448,464.46 1,298.13	0.54% (4,722.72)	Aaa/AA+ AAA	3.07 2.75
3137FHPJ6	FHMS K-080 A2 3.926 07/25/2028	325,000.00	01/23/2024 4.45%	317,814.45 319,328.83	97.61 4.62%	317,220.57 1,063.29	0.38% (2,108.26)	Aaa/AA+ AA+	3.57 3.24
3137FJEH8	FHMS K-081 A2 3.9 08/25/2028	155,000.00	09/15/2023 4.86%	148,436.72 150,168.95	97.41 4.65%	150,982.82 503.75	0.18% 813.87	Aaa/AA+ AAA	3.65 3.30
3137H4BY5	FHMS K-746 A2 2.031 09/25/2028	315,000.00	10/03/2023 5.30%	270,973.83 282,103.21	91.03 4.69%	286,747.65 533.14	0.35% 4,644.44	Aaa/AA+ AAA	3.74 3.47
3137FJXV6	FHMS K-083 A2 4.05 09/25/2028	297,000.00	12/07/2023 4.60%	289,783.83 291,398.58	97.83 4.65%	290,568.41 1,002.38	0.35% (830.17)	Aaa/AA+ AAA	3.74 3.38
3137FJKE8	FHMS K-082 A2 3.92 09/25/2028	220,000.00	09/20/2024 3.81%	220,575.78 220,536.51	97.44 4.65%	214,373.30 718.67	0.26% (6,163.21)	Aaa/AA+ AAA	3.74 3.33
3137FJZ93	FHMS K-084 A2 3.78 10/25/2028	240,000.00	10/20/2023 5.34%	223,818.75 227,713.74	96.76 4.69%	232,233.02 756.00	0.28% 4,519.29	Aaa/AA+ AA+	3.82 3.42
Total Agency CMBS		3,324,779.73	4.67%	3,162,647.79 3,217,037.86	96.79 4.59%	3,216,836.72 9,340.81	3.87% (201.14)	Aaa/AA+ AAA	2.96 2.67

CASH									
CCYUSD	Receivable	801.21	-- 0.00%	801.21 801.21	1.00 0.00%	801.21 0.00	0.00% 0.00	Aaa/AAA AAA	0.00 0.00

HOLDINGS REPORT



City of Gardena Cons | Account #10647 | As of December 31, 2024

Cusip	Security Description	Par Value/ Units	Purchase Date Purchase Yield	Cost Value Book Value	Mkt Price Mkt YTM	Market Value Accrued Int.	% of Port. Gain/Loss	Moody's/ S&P/ Fitch	Maturity Duration
CCYUSD	Receivable	63,694.16	-- 0.00%	63,694.16 63,694.16	1.00 0.00%	63,694.16 0.00	0.08% 0.00	Aaa/AAA AAA	0.00 0.00
Total Cash		64,495.37	0.00%	64,495.37 64,495.37	1.00 0.00%	64,495.37 0.00	0.08% 0.00	Aaa/AAA AAA	0.00 0.00

CORPORATE

24422EWB1	JOHN DEERE CAPITAL CORP 2.125 03/07/2025	130,000.00	03/02/2022 2.14%	129,944.10 129,996.68	99.55 4.61%	129,415.08 874.79	0.16% (581.60)	A1/A A+	0.18 0.18
63743HFE7	NATIONAL RURAL UTILITIES COOPERATIVE FINANCE CORP 3.45 06/15/2025	95,000.00	04/27/2022 3.46%	94,974.35 94,996.28	99.43 4.73%	94,456.57 145.67	0.11% (539.71)	A2/A- A	0.45 0.44
46625HMN7	JPMORGAN CHASE & CO 3.9 07/15/2025	400,000.00	05/29/2024 5.58%	392,748.00 396,559.27	99.64 4.58%	398,572.42 7,193.33	0.48% 2,013.15	A1/A AA-	0.54 0.51
6174468C6	MORGAN STANLEY 4.0 07/23/2025	394,000.00	04/10/2024 5.56%	386,478.56 390,730.51	99.59 4.75%	392,386.91 6,916.89	0.47% 1,656.40	A1/A- A+	0.56 0.54
931142EW9	WALMART INC 3.9 09/09/2025	80,000.00	09/06/2022 3.92%	79,944.00 79,987.18	99.65 4.42%	79,719.10 970.67	0.10% (268.07)	Aa2/AA AA	0.69 0.66
437076CR1	HOME DEPOT INC 4.0 09/15/2025	110,000.00	09/12/2022 4.01%	109,960.40 109,990.68	99.66 4.48%	109,629.65 1,295.56	0.13% (361.03)	A2/A A	0.71 0.68
20030NCS8	COMCAST CORP 3.95 10/15/2025	400,000.00	03/11/2024 4.95%	393,932.00 397,002.55	99.48 4.62%	397,920.52 3,335.56	0.48% 917.97	A3/A- A-	0.79 0.76
857477BR3	STATE STREET CORP 1.746 02/06/2026	90,000.00	02/02/2022 1.75%	90,000.00 90,000.00	99.61 5.82%	89,652.51 632.93	0.11% (347.49)	Aa3/A AA-	1.10 0.09
037833BY5	APPLE INC 3.25 02/23/2026	400,000.00	05/09/2023 4.05%	391,672.00 396,583.80	98.79 4.34%	395,175.22 4,622.22	0.48% (1,408.58)	Aaa/AA+ NA	1.15 1.09
61747YET8	MORGAN STANLEY 4.679 07/17/2026	175,000.00	07/18/2022 4.68%	175,000.00 175,000.00	99.89 5.65%	174,812.66 3,730.20	0.21% (187.34)	A1/A- A+	1.54 0.52
06428CAA2	BANK OF AMERICA NA 5.526 08/18/2026	300,000.00	09/19/2023 5.61%	299,277.00 299,595.61	101.32 4.67%	303,959.41 6,124.65	0.37% 4,363.80	Aa1/A+ AA	1.63 1.44
931142ERO	WALMART INC 1.05 09/17/2026	40,000.00	09/08/2021 1.09%	39,924.40 39,974.16	94.60 4.36%	37,840.77 121.33	0.05% (2,133.39)	Aa2/AA AA	1.71 1.66
63743HFK3	NATIONAL RURAL UTILITIES COOPERATIVE FINANCE CORP 5.6 11/13/2026	390,000.00	11/14/2023 5.25%	393,666.00 392,243.79	101.65 4.66%	396,435.13 2,912.00	0.48% 4,191.35	A2/A- A	1.87 1.67
89115A2V3	TORONTO-DOMINION BANK 5.264 12/11/2026	160,000.00	12/04/2023 5.26%	160,000.00 160,000.00	101.06 4.69%	161,694.92 467.91	0.19% 1,694.92	A2/A- AA-	1.94 1.82

HOLDINGS REPORT



City of Gardena Cons | Account #10647 | As of December 31, 2024

Cusip	Security Description	Par Value/ Units	Purchase Date Purchase Yield	Cost Value Book Value	Mkt Price Mkt YTM	Market Value Accrued Int.	% of Port. Gain/Loss	Moody's/ S&P/ Fitch	Maturity Duration
78016HZT0	ROYAL BANK OF CANADA 4.875 01/19/2027	150,000.00	01/10/2024 4.88%	149,962.50 149,974.41	100.39 4.67%	150,578.07 3,290.63	0.18% 603.67	A1/A AA-	2.05 1.89
17275RBQ4	CISCO SYSTEMS INC 4.8 02/26/2027	170,000.00	02/21/2024 4.85%	169,779.00 169,841.51	100.73 4.44%	171,241.01 2,833.33	0.21% 1,399.50	A1/AA- NA	2.16 1.92
857477CL5	STATE STREET CORP 4.993 03/18/2027	365,000.00	03/13/2024 4.99%	365,000.00 365,000.00	100.83 4.59%	368,037.85 5,214.22	0.44% 3,037.85	Aa3/A AA-	2.21 1.97
89115A2W1	TORONTO-DOMINION BANK 4.98 04/05/2027	400,000.00	04/08/2024 5.21%	397,448.00 398,070.78	100.33 4.82%	401,322.44 4,758.67	0.48% 3,251.65	A2/A- AA-	2.26 2.09
665859AW4	NORTHERN TRUST CORP 4.0 05/10/2027	450,000.00	10/05/2022 4.70%	436,909.50 443,290.73	98.68 4.59%	444,079.04 2,550.00	0.53% 788.31	A2/A+ A+	2.36 2.21
14913UAL4	CATERPILLAR FINANCIAL SERVICES CORP 5.0 05/14/2027	405,000.00	05/21/2024 4.93%	405,743.58 405,590.89	101.02 4.54%	409,123.80 2,643.75	0.49% 3,532.90	A2/A A+	2.37 2.20
438516CJ3	HONEYWELL INTERNATIONAL INC 4.95 02/15/2028	400,000.00	02/13/2023 4.44%	408,972.00 405,543.14	101.14 4.55%	404,573.45 7,480.00	0.49% (969.70)	A2/A A	3.13 2.74
57636QAW4	MASTERCARD INC 4.875 03/09/2028	290,000.00	04/19/2023 4.17%	298,833.40 295,707.74	101.14 4.49%	293,297.05 4,398.33	0.35% (2,410.69)	Aa3/A+ NA	3.19 2.81
74456QBU9	PUBLIC SERVICE ELECTRIC AND GAS CO 3.7 05/01/2028	300,000.00	09/06/2023 5.10%	282,801.00 287,675.91	96.66 4.80%	289,977.05 1,850.00	0.35% 2,301.15	A1/A WR	3.33 3.07
58933YBH7	MERCK & CO INC 4.05 05/17/2028	90,000.00	05/08/2023 4.07%	89,927.10 89,950.84	98.53 4.52%	88,677.87 445.50	0.11% (1,272.97)	A1/A+ NA	3.38 3.10
69371RS80	PACCAR FINANCIAL CORP 4.6 01/31/2029	410,000.00	01/24/2024 4.64%	409,331.70 409,454.61	99.58 4.71%	408,258.73 7,910.72	0.49% (1,195.88)	A1/A+ NA	4.08 3.61
89236TMF9	TOYOTA MOTOR CREDIT CORP 5.05 05/16/2029	400,000.00	06/25/2024 4.88%	402,872.00 402,567.91	100.72 4.86%	402,885.76 2,525.00	0.48% 317.85	A1/A+ A+	4.37 3.86
341081GT8	FLORIDA POWER & LIGHT CO 5.15 06/15/2029	330,000.00	09/19/2024 4.03%	345,331.80 344,385.05	101.25 4.83%	334,140.95 755.33	0.40% (10,244.10)	Aa2/A+ AA-	4.45 3.80
437076DC3	HOME DEPOT INC 4.75 06/25/2029	295,000.00	-- 4.74%	295,110.25 295,109.57	100.01 4.75%	295,020.36 233.54	0.36% (89.21)	A2/A A	4.48 3.99
713448FX1	PEPSICO INC 4.5 07/17/2029	295,000.00	07/15/2024 4.53%	294,542.75 294,584.82	99.81 4.55%	294,438.03 6,047.50	0.35% (146.79)	A1/A+ NA	4.54 3.98
26444HAH4	DUKE ENERGY FLORIDA LLC 2.5 12/01/2029	450,000.00	12/16/2024 4.72%	406,363.50 406,725.13	89.84 4.85%	404,296.12 937.50	0.49% (2,429.01)	A1/A NA	4.92 4.52
Total Corporate		8,364,000.00	4.72%	8,296,448.89 8,316,133.54	99.56 4.68%	8,321,618.46 93,217.73	10.02% 5,484.92	A1/A A+	2.50 2.23

LAIF

HOLDINGS REPORT



City of Gardena Cons | Account #10647 | As of December 31, 2024

Cusip	Security Description	Par Value/ Units	Purchase Date Purchase Yield	Cost Value Book Value	Mkt Price Mkt YTM	Market Value Accrued Int.	% of Port. Gain/Loss	Moody's/ S&P/ Fitch	Maturity Duration
90LAIF\$00	Local Agency Investment Fund State Pool	5,635,051.71	-- 4.43%	5,635,051.71 5,635,051.71	1.00 4.43%	5,635,051.71 0.00	6.78% 0.00	NA/NA NA	0.00 0.00
Total LAIF		5,635,051.71	4.43%	5,635,051.71	4.43%	5,635,051.71 0.00	6.78% 0.00	NA/NA NA	0.00 0.00
LOCAL GOV INVESTMENT POOL									
09CATR\$05	CalTrust MTF	714,220.96	-- 4.24%	7,166,993.63 7,166,993.63	9.80 4.24%	6,999,365.45 0.00	8.42% (167,628.18)	NA/AAAm NA	0.00 0.00
90CAMP\$06	CAMP	1,250,000.00	12/31/2023 4.65%	1,250,000.00 1,250,000.00	1.00 4.65%	1,250,000.00 0.00	1.50% 0.00	NA/AAAm NA	0.00 0.00
90CAMP\$00	CAMP	35,969,277.58	-- 4.65%	35,969,277.58 35,969,277.58	1.00 4.65%	35,969,277.58 0.00	43.29% 0.00	NA/AAAm AAA	0.00 0.00
Total Local Gov Investment Pool		37,933,498.54	4.59%	44,386,271.21 44,386,271.21	2.39 4.59%	44,218,643.03 0.00	53.22% (167,628.18)	NA/AAAm AAA	0.00 0.00
MONEY MARKET FUND									
31846V203	FIRST AMER:GVT OBLG Y	172,159.04	-- 4.09%	172,159.04 172,159.04	1.00 4.09%	172,159.04 0.00	0.21% 0.00	Aaa/ AAAm AAA	0.00 0.00
Total Money Market Fund		172,159.04	4.09%	172,159.04 172,159.04	1.00 4.09%	172,159.04 0.00	0.21% 0.00	Aaa/AAAm AAA	0.00 0.00
SUPRANATIONAL									
459058LK7	INTERNATIONAL BANK FOR RECONSTRUCTION AND DEVELOPM 4.0 08/27/2026	170,000.00	08/20/2024 4.06%	169,802.80 169,837.11	99.46 4.34%	169,083.57 2,342.22	0.20% (753.53)	Aaa/AAA NA	1.65 1.56
459058KT9	INTERNATIONAL BANK FOR RECONSTRUCTION AND DEVELOPM 3.5 07/12/2028	250,000.00	11/28/2023 4.53%	239,372.50 241,881.25	97.14 4.38%	242,855.60 4,107.64	0.29% 974.35	Aaa/AAA NA	3.53 3.22

HOLDINGS REPORT



City of Gardena Cons | Account #10647 | As of December 31, 2024

Cusip	Security Description	Par Value/ Units	Purchase Date Purchase Yield	Cost Value Book Value	Mkt Price Mkt YTM	Market Value Accrued Int.	% of Port. Gain/Loss	Moody's/ S&P/ Fitch	Maturity Duration
459058KW2	INTERNATIONAL BANK FOR RECONSTRUCTION AND DEVELOPM 4.625 08/01/2028	250,000.00	-- 4.97%	246,407.00 247,312.58	100.65 4.43%	251,622.35 4,817.71	0.30% 4,309.78	Aaa/AAA NA	3.59 3.21
459058LN1	INTERNATIONAL BANK FOR RECONSTRUCTION AND DEVELOPM 3.875 10/16/2029	300,000.00	10/08/2024 3.93%	299,217.00 299,250.02	97.44 4.48%	292,309.93 2,421.88	0.35% (6,940.09)	Aaa/AAA NA	4.79 4.28
Total Supranational		970,000.00	4.38%	954,799.30 958,280.95	98.57 4.41%	955,871.45 13,689.44	1.15% (2,409.49)	Aaa/AAA NA	3.60 3.25

US TREASURY									
912828Z52	UNITED STATES TREASURY 1.375 01/31/2025	750,000.00	02/17/2022 1.71%	742,822.27 749,800.25	99.76 4.35%	748,233.45 4,315.56	0.90% (1,566.80)	Aaa/AA+ AA+	0.08 0.08
912828ZF0	UNITED STATES TREASURY 0.5 03/31/2025	350,000.00	03/25/2021 0.58%	348,906.26 349,933.46	99.11 4.23%	346,869.34 447.12	0.42% (3,064.13)	Aaa/AA+ AA+	0.25 0.24
91282CEH0	UNITED STATES TREASURY 2.625 04/15/2025	450,000.00	04/18/2024 5.18%	439,031.25 446,840.03	99.53 4.27%	447,901.58 2,531.25	0.54% 1,061.55	Aaa/AA+ AA+	0.29 0.28
912828ZT0	UNITED STATES TREASURY 0.25 05/31/2025	365,000.00	02/25/2021 0.60%	359,653.32 364,484.24	98.38 4.28%	359,077.57 80.22	0.43% (5,406.67)	Aaa/AA+ AA+	0.41 0.40
91282CEU1	UNITED STATES TREASURY 2.875 06/15/2025	500,000.00	07/30/2024 4.90%	491,425.78 495,565.06	99.40 4.23%	496,980.86 671.36	0.60% 1,415.80	Aaa/AA+ AA+	0.45 0.44
91282CEY3	UNITED STATES TREASURY 3.0 07/15/2025	475,000.00	03/15/2024 4.94%	463,273.44 470,275.46	99.35 4.23%	471,934.83 6,582.88	0.57% 1,659.37	Aaa/AA+ AA+	0.54 0.52
9128284Z0	UNITED STATES TREASURY 2.75 08/31/2025	750,000.00	-- 0.99%	800,092.78 758,601.95	99.02 4.27%	742,640.68 7,007.94	0.89% (15,961.27)	Aaa/AA+ AA+	0.67 0.64
91282CFK2	UNITED STATES TREASURY 3.5 09/15/2025	475,000.00	03/15/2024 4.90%	465,537.11 470,545.86	99.47 4.27%	472,471.99 4,959.94	0.57% 1,926.14	Aaa/AA+ AA+	0.71 0.68
91282CFP1	UNITED STATES TREASURY 4.25 10/15/2025	550,000.00	06/23/2023 4.59%	545,982.42 548,630.59	100.03 4.21%	550,138.78 5,008.93	0.66% 1,508.19	Aaa/AA+ AA+	0.79 0.76
91282CAZ4	UNITED STATES TREASURY 0.375 11/30/2025	750,000.00	-- 0.88%	734,730.47 746,621.92	96.57 4.26%	724,243.76 247.25	0.87% (22,378.15)	Aaa/AA+ AA+	0.91 0.89
91282CGA3	UNITED STATES TREASURY 4.0 12/15/2025	600,000.00	11/18/2024 4.38%	597,632.81 597,893.14	99.83 4.18%	598,984.61 1,120.88	0.72% 1,091.47	Aaa/AA+ AA+	0.96 0.92
9128286L9	UNITED STATES TREASURY 2.25 03/31/2026	750,000.00	02/25/2022 1.91%	760,078.13 753,066.67	97.58 4.27%	731,885.42 4,311.47	0.88% (21,181.25)	Aaa/AA+ AA+	1.25 1.20
912828R36	UNITED STATES TREASURY 1.625 05/15/2026	250,000.00	10/14/2021 0.99%	257,148.44 252,132.14	96.52 4.27%	241,297.47 527.45	0.29% (10,834.67)	Aaa/AA+ AA+	1.37 1.33

HOLDINGS REPORT



City of Gardena Cons | Account #10647 | As of December 31, 2024

Cusip	Security Description	Par Value/ Units	Purchase Date Purchase Yield	Cost Value Book Value	Mkt Price Mkt YTM	Market Value Accrued Int.	% of Port. Gain/Loss	Moody's/ S&P/ Fitch	Maturity Duration
91282CHH7	UNITED STATES TREASURY 4.125 06/15/2026	475,000.00	08/26/2024 3.94%	476,502.93 476,212.41	99.83 4.25%	474,183.89 915.09	0.57% (2,028.52)	Aaa/AA+ AA+	1.45 1.39
912828YG9	UNITED STATES TREASURY 1.625 09/30/2026	300,000.00	12/28/2021 1.24%	305,296.88 301,943.61	95.63 4.25%	286,892.69 1,245.54	0.35% (15,050.92)	Aaa/AA+ AA+	1.75 1.68
91282CJC6	UNITED STATES TREASURY 4.625 10/15/2026	475,000.00	08/26/2024 3.84%	482,514.65 481,289.54	100.61 4.26%	477,906.51 4,707.59	0.58% (3,383.03)	Aaa/AA+ AA+	1.79 1.68
912828U24	UNITED STATES TREASURY 2.0 11/15/2026	625,000.00	03/29/2022 2.55%	609,912.11 618,905.96	95.98 4.26%	599,847.92 1,622.93	0.72% (19,058.04)	Aaa/AA+ AA+	1.87 1.80
91282CJP7	UNITED STATES TREASURY 4.375 12/15/2026	300,000.00	12/27/2023 4.02%	302,906.25 301,913.35	100.23 4.25%	300,679.75 612.98	0.36% (1,233.60)	Aaa/AA+ AA+	1.96 1.85
91282CEF4	UNITED STATES TREASURY 2.5 03/31/2027	750,000.00	-- 2.90%	736,449.21 743,690.90	96.29 4.25%	722,177.19 4,790.52	0.87% (21,513.71)	Aaa/AA+ AA+	2.25 2.13
912828X88	UNITED STATES TREASURY 2.375 05/15/2027	350,000.00	06/09/2022 3.08%	338,666.02 344,559.69	95.77 4.27%	335,185.68 1,079.25	0.40% (9,374.01)	Aaa/AA+ AA+	2.37 2.26
91282CKZ3	UNITED STATES TREASURY 4.375 07/15/2027	1,000,000.00	11/18/2024 4.29%	1,002,070.31 1,001,978.34	100.06 4.35%	1,000,586.00 20,210.60	1.20% (1,392.34)	Aaa/AA+ AA+	2.54 2.33
91282CFM8	UNITED STATES TREASURY 4.125 09/30/2027	570,000.00	10/26/2022 4.19%	568,419.14 569,119.50	99.61 4.28%	567,749.02 6,007.31	0.68% (1,370.47)	Aaa/AA+ AA+	2.75 2.54
9128283F5	UNITED STATES TREASURY 2.25 11/15/2027	800,000.00	12/20/2022 3.84%	743,625.00 766,993.86	94.55 4.29%	756,373.27 2,337.02	0.91% (10,620.58)	Aaa/AA+ AA+	2.87 2.72
91282CGC9	UNITED STATES TREASURY 3.875 12/31/2027	500,000.00	05/25/2023 3.98%	497,890.63 498,626.40	98.85 4.29%	494,260.96 53.52	0.59% (4,365.44)	Aaa/AA+ AA+	3.00 2.79
912828YB0	UNITED STATES TREASURY 1.625 08/15/2029	150,000.00	09/24/2024 3.49%	137,542.97 138,226.89	88.75 4.34%	133,131.20 920.69	0.16% (5,095.69)	Aaa/AA+ AA+	4.62 4.33
91282CMA6	UNITED STATES TREASURY 4.125 11/30/2029	200,000.00	12/17/2024 4.25%	198,929.69 198,937.98	98.86 4.38%	197,727.76 725.27	0.24% (1,210.22)	Aaa/AA+ AA+	4.91 4.38
Total US Treasury		13,510,000.00	3.16%	13,407,040.27 13,446,789.17	98.33 4.27%	13,279,362.18 83,040.56	15.98% (167,426.99)	Aaa/AA+ AA+	1.52 1.43
Total Portfolio		77,203,158.26	4.28%	83,318,434.85 83,441,152.90	40.61 4.51%	83,091,500.34 231,480.33	100.00% (349,652.57)	Aa2/AA AA+	0.86 0.73
Total Market Value + Accrued						83,322,980.67			

TRANSACTION LEDGER



City of Gardena Cons | Account #10647 | As of December 31, 2024

Transaction Type	Settlement Date	CUSIP	Quantity	Security Description	Price	Acq/Disp Yield	Amount	Interest Pur/Sold	Total Amount	Gain/Loss
ACQUISITIONS										
Purchase	12/02/2024	31846V203	1,862.50	FIRST AMER:GVT OBLG Y	1.000	4.26%	(1,862.50)	0.00	(1,862.50)	0.00
Purchase	12/03/2024	31846V203	2,265.92	FIRST AMER:GVT OBLG Y	1.000	4.26%	(2,265.92)	0.00	(2,265.92)	0.00
Purchase	12/09/2024	31846V203	10,125.00	FIRST AMER:GVT OBLG Y	1.000	4.25%	(10,125.00)	0.00	(10,125.00)	0.00
Purchase	12/11/2024	31846V203	4,211.20	FIRST AMER:GVT OBLG Y	1.000	4.25%	(4,211.20)	0.00	(4,211.20)	0.00
Purchase	12/12/2024	31846V203	410,400.00	FIRST AMER:GVT OBLG Y	1.000	4.25%	(410,400.00)	0.00	(410,400.00)	0.00
Purchase	12/16/2024	31846V203	115,822.54	FIRST AMER:GVT OBLG Y	1.000	4.25%	(115,822.54)	0.00	(115,822.54)	0.00
Purchase	12/16/2024	31846V203	10,878.39	FIRST AMER:GVT OBLG Y	1.000	4.25%	(10,878.39)	0.00	(10,878.39)	0.00
Purchase	12/16/2024	90CAMP\$00	27,218,057.38	CAMP	1.000	4.65%	(27,218,057.38)	0.00	(27,218,057.38)	0.00
Purchase	12/17/2024	26444HAH4	450,000.00	DUKE ENERGY FLORIDA LLC 2.5 12/01/2029	90.303	4.72%	(406,363.50)	(500.00)	(406,863.50)	0.00
Purchase	12/18/2024	91282CMA6	200,000.00	UNITED STATES TREASURY 4.125 11/30/2029	99.465	4.25%	(198,929.69)	(407.97)	(199,337.66)	0.00
Purchase	12/18/2024	31846V203	6,171.41	FIRST AMER:GVT OBLG Y	1.000	4.25%	(6,171.41)	0.00	(6,171.41)	0.00
Purchase	12/19/2024	31846V203	1.36	FIRST AMER:GVT OBLG Y	1.000	4.25%	(1.36)	0.00	(1.36)	0.00
Purchase	12/20/2024	31846V203	336.25	FIRST AMER:GVT OBLG Y	1.000	4.25%	(336.25)	0.00	(336.25)	0.00
Purchase	12/23/2024	31846V203	6,908.10	FIRST AMER:GVT OBLG Y	1.000	4.25%	(6,908.10)	0.00	(6,908.10)	0.00
Purchase	12/24/2024	90CAMP\$00	9,431,136.89	CAMP	1.000	4.65%	(9,431,136.89)	0.00	(9,431,136.89)	0.00
Purchase	12/26/2024	31846V203	36,974.34	FIRST AMER:GVT OBLG Y	1.000	4.25%	(36,974.34)	0.00	(36,974.34)	0.00
Purchase	12/26/2024	31846V203	9,739.37	FIRST AMER:GVT OBLG Y	1.000	4.25%	(9,739.37)	0.00	(9,739.37)	0.00
Purchase	12/31/2024	31846V203	9,687.50	FIRST AMER:GVT OBLG Y	1.000	4.09%	(9,687.50)	0.00	(9,687.50)	0.00
Purchase	12/31/2024	09CATR\$05	2,609.37	CalTrust MTF	9.800	4.24%	(25,571.83)	0.00	(25,571.83)	0.00
Purchase	12/31/2024	90CAMP\$00	95,378.56	CAMP	1.000	4.65%	(95,378.56)	0.00	(95,378.56)	0.00
Total Purchase			38,022,566.08				(38,000,821.73)	(907.97)	(38,001,729.70)	0.00
TOTAL ACQUISITIONS			38,022,566.08				(38,000,821.73)	(907.97)	(38,001,729.70)	0.00
OTHER										
Maturity	12/12/2024	06368LGU4	(400,000.00)	BANK OF MONTREAL 5.2 12/12/2024	100.000	5.20%	400,000.00	0.00	400,000.00	0.00
Total Maturity			(400,000.00)				400,000.00	0.00	400,000.00	0.00
Sale	12/17/2024	31846V203	(406,863.50)	FIRST AMER:GVT OBLG Y	1.000	4.25%	406,863.50	0.00	406,863.50	0.00

TRANSACTION LEDGER



City of Gardena Cons | Account #10647 | As of December 31, 2024

Transaction Type	Settlement Date	CUSIP	Quantity	Security Description	Price	Acq/Disp Yield	Amount	Interest Pur/Sold	Total Amount	Gain/Loss
Sale	12/18/2024	31846V203	(199,337.66)	FIRST AMER:GVT OBLG Y	1.000	4.25%	199,337.66	0.00	199,337.66	0.00
Sale	12/18/2024	90CAMP\$00	(15,000,000.00)	CAMP	1.000	4.65%	15,000,000.00	0.00	15,000,000.00	0.00
Sale	12/31/2024	90CAMP\$06	(35,000,000.00)	CAMP	1.000	4.65%	35,000,000.00	0.00	35,000,000.00	0.00
Total Sale			(50,606,201.16)				50,606,201.16	0.00	50,606,201.16	0.00
TOTAL OTHER TRANSACTIONS			(51,006,201.16)				51,006,201.16	0.00	51,006,201.16	0.00
OTHER										
Cash Transfer	12/16/2024	CCYUSD	27,218,057.38	Cash		0.00%	27,218,057.38	0.00	27,218,057.38	0.00
Cash Transfer	12/18/2024	CCYUSD	(15,000,000.00)	Cash		0.00%	(15,000,000.00)	0.00	(15,000,000.00)	0.00
Cash Transfer	12/24/2024	CCYUSD	9,431,136.89	Cash		0.00%	9,431,136.89	0.00	9,431,136.89	0.00
Cash Transfer	12/31/2024	CCYUSD	(35,149,442.09)	Cash		0.00%	(35,149,442.09)	0.00	(35,149,442.09)	0.00
Total Cash Transfer			(13,500,247.82)				(13,500,247.82)	0.00	(13,500,247.82)	0.00
Coupon	12/01/2024	3137FJKE8	0.00	FHMS K-082 A2 3.92 09/25/2028		3.80%	718.67	0.00	718.67	0.00
Coupon	12/01/2024	3137FETN0	0.00	FHMS K-073 A2 3.35 01/25/2028		4.23%	1,298.12	0.00	1,298.12	0.00
Coupon	12/01/2024	3137FHPJ6	0.00	FHMS K-080 A2 3.926 07/25/2028		4.43%	1,063.29	0.00	1,063.29	0.00
Coupon	12/01/2024	3137BVZ82	0.00	FHMS K-063 A2 3.43 01/25/2027		4.44%	914.67	0.00	914.67	0.00
Coupon	12/01/2024	3137BNGT5	0.00	FHMS K-054 A2 2.745 01/25/2026		4.51%	1,143.75	0.00	1,143.75	0.00
Coupon	12/01/2024	3137FJXV6	0.00	FHMS K-083 A2 4.05 09/25/2028		4.57%	1,002.38	0.00	1,002.38	0.00
Coupon	12/01/2024	3137FJEH8	0.00	FHMS K-081 A2 3.9 08/25/2028		4.81%	503.75	0.00	503.75	0.00
Coupon	12/01/2024	3137FEBQ2	0.00	FHMS K-072 A2 3.444 12/25/2027		4.91%	1,435.00	0.00	1,435.00	0.00
Coupon	12/01/2024	3137H4BY5	0.00	FHMS K-746 A2 2.031 09/25/2028		5.18%	533.14	0.00	533.14	0.00
Coupon	12/01/2024	3137FJZ93	0.00	FHMS K-084 A2 3.78 10/25/2028		5.27%	756.00	0.00	756.00	0.00

TRANSACTION LEDGER



City of Gardena Cons | Account #10647 | As of December 31, 2024

Transaction Type	Settlement Date	CUSIP	Quantity	Security Description	Price	Acq/Disp Yield	Amount	Interest Pur/Sold	Total Amount	Gain/Loss
Coupon	12/07/2024	3133ERGL9	0.00	FEDERAL FARM CREDIT BANKS FUNDING CORP 4.5 06/07/2028		4.44%	10,125.00	0.00	10,125.00	0.00
Coupon	12/11/2024	89115A2V3	0.00	TORONTO-DOMINION BANK 5.264 12/11/2026		5.26%	4,211.20	0.00	4,211.20	0.00
Coupon	12/12/2024	06368LGU4	0.00	BANK OF MONTREAL 5.2 12/12/2024		5.20%	10,400.00	0.00	10,400.00	0.00
Coupon	12/15/2024	47789QAC4	0.00	JDOT 2021-B A3 0.52 03/16/2026		0.53%	4.61	0.00	4.61	0.00
Coupon	12/15/2024	89238JAC9	0.00	TAOT 2021-D A3 0.71 04/15/2026		0.71%	7.95	0.00	7.95	0.00
Coupon	12/15/2024	43815BAC4	0.00	HAROT 2022-1 A3 1.88 05/15/2026		1.90%	93.37	0.00	93.37	0.00
Coupon	12/15/2024	47787JAC2	0.00	JDOT 2022 A3 0.36 09/15/2026		2.35%	83.61	0.00	83.61	0.00
Coupon	12/15/2024	89238FAD5	0.00	TAOT 2022-B A3 2.93 09/15/2026		2.95%	126.16	0.00	126.16	0.00
Coupon	12/15/2024	02582JJT8	0.00	AMXCA 2022-2 A 3.39 05/17/2027		3.42%	522.63	0.00	522.63	0.00
Coupon	12/15/2024	63743HFE7	0.00	NATIONAL RURAL UTILITIES COOPERATIVE FINANCE CORP 3.45 06/15/2025		3.46%	1,638.75	0.00	1,638.75	0.00
Coupon	12/15/2024	47800AAC4	0.00	JDOT 2022-B A3 3.74 02/16/2027		3.78%	272.98	0.00	272.98	0.00
Coupon	12/15/2024	3133EPN50	0.00	FEDERAL FARM CREDIT BANKS FUNDING CORP 4.25 12/15/2028		3.89%	13,812.50	0.00	13,812.50	0.00
Coupon	12/15/2024	91282CHH7	0.00	UNITED STATES TREASURY 4.125 06/15/2026		3.94%	9,796.88	0.00	9,796.88	0.00
Coupon	12/15/2024	91282CJP7	0.00	UNITED STATES TREASURY 4.375 12/15/2026		4.02%	6,562.50	0.00	6,562.50	0.00
Coupon	12/15/2024	341081GT8	0.00	FLORIDA POWER & LIGHT CO 5.15 06/15/2029		4.03%	9,064.00	0.00	9,064.00	0.00

TRANSACTION LEDGER



City of Gardena Cons | Account #10647 | As of December 31, 2024

Transaction Type	Settlement Date	CUSIP	Quantity	Security Description	Price	Acq/Disp Yield	Amount	Interest	Pur/Sold	Total Amount	Gain/Loss
Coupon	12/15/2024	58769GAD5	0.00	MBALT 2024-B A3 4.23 02/15/2028		4.28%	458.25	0.00		458.25	0.00
Coupon	12/15/2024	91282CGA3	0.00	UNITED STATES TREASURY 4.0 12/15/2025		4.38%	12,000.00	0.00		12,000.00	0.00
Coupon	12/15/2024	89239TAD4	0.00	TAOT 2024-D A3 4.4 06/15/2029		4.44%	385.00	0.00		385.00	0.00
Coupon	12/15/2024	448976AD2	0.00	HART 2024-C A3 4.41 05/15/2029		4.45%	514.50	0.00		514.50	0.00
Coupon	12/15/2024	58770AAC7	0.00	MBART 2023-1 A3 4.51 11/15/2027		4.56%	343.32	0.00		343.32	0.00
Coupon	12/15/2024	448979AD6	0.00	HART 2023-A A3 4.58 04/15/2027		4.63%	591.58	0.00		591.58	0.00
Coupon	12/15/2024	44934QAD3	0.00	HART 2024-B A3 4.84 03/15/2029		4.90%	363.00	0.00		363.00	0.00
Coupon	12/15/2024	91282CEU1	0.00	UNITED STATES TREASURY 2.875 06/15/2025		4.90%	7,187.50	0.00		7,187.50	0.00
Coupon	12/15/2024	02582JJZ4	0.00	AMXCA 2023-1 A 4.87 05/15/2026		4.92%	507.29	0.00		507.29	0.00
Coupon	12/15/2024	47800BAC2	0.00	JDOT 2022-C A3 5.09 06/15/2027		5.15%	747.54	0.00		747.54	0.00
Coupon	12/15/2024	161571HT4	0.00	CHAIT 2023-1 A 5.16 09/15/2028		5.23%	1,462.00	0.00		1,462.00	0.00
Coupon	12/15/2024	02582JKD1	0.00	AMXCA 2023-3 A 5.23 09/15/2028		5.29%	1,481.83	0.00		1,481.83	0.00
Coupon	12/15/2024	47787CAC7	0.00	JDOT 2023-C A3 5.48 05/15/2028		5.55%	1,415.67	0.00		1,415.67	0.00
Coupon	12/16/2024	36265WAD5	0.00	GMCAR 2022-3 A3 3.64 04/16/2027		3.67%	178.19	0.00		178.19	0.00
Coupon	12/16/2024	38014AAD3	0.00	GMCAR 2024-4 A3 4.4 08/16/2029		4.32%	348.33	0.00		348.33	0.00
Coupon	12/16/2024	362583AD8	0.00	GMCAR 2023-2 A3 4.47 02/16/2028		4.51%	428.38	0.00		428.38	0.00
Coupon	12/18/2024	43815PAC3	0.00	HAROT 2022-2 A3 3.73 07/20/2026		3.76%	188.03	0.00		188.03	0.00

TRANSACTION LEDGER



City of Gardena Cons | Account #10647 | As of December 31, 2024

Transaction Type	Settlement Date	CUSIP	Quantity	Security Description	Price	Acq/Disp Yield	Amount	Interest Pur/Sold	Total Amount	Gain/Loss
Coupon	12/20/2024	379929AD4	0.00	GMALT 2023-3 A3 5.38 11/20/2026		5.45%	336.25	0.00	336.25	0.00
Coupon	12/21/2024	43815GAC3	0.00	HAROT 2021-4 A3 0.88 01/21/2026		0.90%	12.07	0.00	12.07	0.00
Coupon	12/21/2024	43815JAC7	0.00	HAROT 2023-1 A3 5.04 04/21/2027		5.11%	294.00	0.00	294.00	0.00
Coupon	12/25/2024	437076DC3	0.00	HOME DEPOT INC 4.75 06/25/2029		4.74%	7,006.25	0.00	7,006.25	0.00
Coupon	12/25/2024	05593AAC3	0.00	BMWLT 2023-1 A3 5.16 11/25/2025		5.22%	62.60	0.00	62.60	0.00
Coupon	12/25/2024	05602RAD3	0.00	BMWOT 2022-A A3 3.21 08/25/2026		6.25%	299.06	0.00	299.06	0.00
Coupon	12/31/2024	91282CGC9	0.00	UNITED STATES TREASURY 3.875 12/31/2027		3.98%	9,687.50	0.00	9,687.50	0.00
Total Coupon			0.00				122,389.05	0.00	122,389.05	0.00
Dividend	12/19/2024	31846V203	0.00	FIRST AMER:GVT OBLG Y		4.25%	1.36	0.00	1.36	0.00
Dividend	12/31/2024	09CATR\$05	0.00	CalTrust MTF		4.24%	25,571.80	0.00	25,571.80	0.00
Dividend	12/31/2024	90CAMP\$00	0.00	CAMP		4.65%	95,378.56	0.00	95,378.56	0.00
Dividend	12/31/2024	90CAMP\$06	0.00	CAMP		4.65%	149,442.12	0.00	149,442.12	0.00
Dividend	12/31/2024	31846V203	0.00	FIRST AMER:GVT OBLG Y		4.16%	801.21	0.00	801.21	0.00
Total Dividend			0.00				271,195.05	0.00	271,195.05	0.00
Principal Paydown	12/01/2024	3137BNGT5	12,220.27	FHMS K-054 A2 2.745 01/25/2026		4.51%	12,220.27	--	12,220.27	0.00
Principal Paydown	12/15/2024	47789QAC4	1,767.62	JDOT 2021-B A3 0.52 03/16/2026		0.53%	1,767.62	--	1,767.62	(0.00)
Principal Paydown	12/15/2024	89238JAC9	2,469.15	TAOT 2021-D A3 0.71 04/15/2026		0.71%	2,469.15	--	2,469.15	(0.00)
Principal Paydown	12/15/2024	43815BAC4	7,552.27	HAROT 2022-1 A3 1.88 05/15/2026		1.90%	7,552.27	--	7,552.27	(0.00)
Principal Paydown	12/15/2024	47787JAC2	5,189.39	JDOT 2022 A3 0.36 09/15/2026		2.35%	5,189.39	--	5,189.39	0.00
Principal Paydown	12/15/2024	89238FAD5	5,157.27	TAOT 2022-B A3 2.93 09/15/2026		2.95%	5,157.27	--	5,157.27	0.00

TRANSACTION LEDGER



City of Gardena Cons | Account #10647 | As of December 31, 2024

Transaction Type	Settlement Date	CUSIP	Quantity	Security Description	Price	Acq/Disp Yield	Amount	Interest Pur/Sold	Total Amount	Gain/Loss
Principal Paydown	12/15/2024	47800AAC4	5,177.09	JDOT 2022-B A3 3.74 02/16/2027		3.78%	5,177.09	--	5,177.09	(0.00)
Principal Paydown	12/15/2024	58770AAC7	5,783.53	MBART 2023-1 A3 4.51 11/15/2027		4.56%	5,783.53	--	5,783.53	0.00
Principal Paydown	12/15/2024	448979AD6	9,510.10	HART 2023-A A3 4.58 04/15/2027		4.63%	9,510.10	--	9,510.10	(0.00)
Principal Paydown	12/15/2024	47800BAC2	8,550.14	JDOT 2022-C A3 5.09 06/15/2027		5.15%	8,550.14	--	8,550.14	0.00
Principal Paydown	12/16/2024	36265WAD5	5,146.05	GMCAR 2022-3 A3 3.64 04/16/2027		3.67%	5,146.05	--	5,146.05	0.00
Principal Paydown	12/18/2024	43815PAC3	5,983.38	HAROT 2022-2 A3 3.73 07/20/2026		3.76%	5,983.38	--	5,983.38	0.00
Principal Paydown	12/21/2024	43815GAC3	3,126.39	HAROT 2021-4 A3 0.88 01/21/2026		0.90%	3,126.39	--	3,126.39	(0.00)
Principal Paydown	12/21/2024	43815JAC7	3,475.64	HAROT 2023-1 A3 5.04 04/21/2027		5.11%	3,475.64	--	3,475.64	(0.00)
Principal Paydown	12/25/2024	05593AAC3	4,282.95	BMWLT 2023-1 A3 5.16 11/25/2025		5.22%	4,282.95	--	4,282.95	(0.00)
Principal Paydown	12/25/2024	05602RAD3	13,473.81	BMWOT 2022-A A3 3.21 08/25/2026		6.27%	13,473.81	--	13,473.81	(0.00)
Total Principal Paydown			98,865.05				98,865.05	--	98,865.05	(0.01)
TOTAL OTHER TRANSACTIONS			(13,401,382.77)				(13,007,798.67)	0.00	(13,007,798.67)	(0.01)

INCOME EARNED



City of Gardena Cons | Account #10647 | As of December 31, 2024

Cusip	Security Description	Trade Date Settle Date Units	Book Value: Begin Book Value: Acq Book Value: Disp Book Value: End	Prior Accrued Inc. Received Ending Accrued Total Interest	Accr. Of Discount Amort. Of Premium Net Accret/Amort Income Earned	Total Income
CASH & EQUIVALENTS						
31846V203	FIRST AMER:GVT OBLG Y	172,159.04	152,976.32 625,383.88 (606,201.16) 172,159.04	0.00 2,267.28 0.00 2,267.28	0.00 0.00 0.00 2,267.28	2,267.28
CCYUSD	Receivable	64,495.37	46,381.59 0.00 0.00 64,495.37	0.00 0.00 0.00 0.00	0.00 0.00 0.00 0.00	0.00
Total Cash & Equivalents		236,654.41	199,357.91 625,383.88 (606,201.16) 236,654.41	0.00 2,267.28 0.00 2,267.28	0.00 0.00 0.00 2,267.28	2,267.28
FIXED INCOME						
02582JJT8	AMXCA 2022-2 A 3.39 05/17/2027	05/17/2022 05/24/2022 185,000.00	184,991.33 0.00 0.00 184,992.96	278.73 522.63 278.73 522.63	1.63 0.00 1.63 524.26	524.26
02582JJZ4	AMXCA 2023-1 A 4.87 05/15/2026	06/07/2023 06/14/2023 125,000.00	124,992.88 0.00 0.00 124,993.29	270.56 507.29 270.56 507.29	0.42 0.00 0.42 507.71	507.71
02582JKD1	AMXCA 2023-3 A 5.23 09/15/2028	09/12/2023 09/19/2023 340,000.00	339,988.46 0.00 0.00 339,988.72	790.31 1,481.83 790.31 1,481.83	0.26 0.00 0.26 1,482.09	1,482.09
037833BY5	APPLE INC 3.25 02/23/2026	05/09/2023 05/11/2023 400,000.00	396,330.45 0.00 0.00 396,583.80	3,538.89 0.00 4,622.22 1,083.33	253.35 0.00 253.35 1,336.69	1,336.69
05593AAC3	BMWLT 2023-1 A3 5.16 11/25/2025	02/07/2023 02/15/2023 10,275.02	14,557.85 0.00 (4,282.95) 10,274.94	12.52 62.60 8.84 58.92	0.04 0.00 0.04 58.96	58.96

INCOME EARNED



City of Gardena Cons | Account #10647 | As of December 31, 2024

Cusip	Security Description	Trade Date Settle Date Units	Book Value: Begin Book Value: Acq Book Value: Disp Book Value: End	Prior Accrued Inc. Received Ending Accrued Total Interest	Accr. Of Discount Amort. Of Premium Net Accret/Amort Income Earned	Total Income
05602RAD3	BMWOT 2022-A A3 3.21 08/25/2026	01/05/2023 01/09/2023 98,326.14	110,427.74 0.00 (13,473.81) 97,178.50	59.81 299.06 52.60 291.85	224.57 0.00 224.57 516.42	516.42
06368LGU4	BANK OF MONTREAL 5.2 12/12/2024	03/25/2024 03/27/2024 0.00	399,972.58 0.00 (400,000.00) 0.00	9,764.44 10,400.00 0.00 635.56	27.42 0.00 27.42 662.97	662.97
06428CAA2	BANK OF AMERICA NA 5.526 08/18/2026	09/19/2023 09/21/2023 300,000.00	299,574.51 0.00 0.00 299,595.61	4,743.15 0.00 6,124.65 1,381.50	21.10 0.00 21.10 1,402.60	1,402.60
14913UAL4	CATERPILLAR FINANCIAL SERVICES CORP 5.0 05/14/2027	05/21/2024 05/23/2024 405,000.00	405,612.12 0.00 0.00 405,590.89	956.25 0.00 2,643.75 1,687.50	0.00 (21.23) (21.23) 1,666.27	1,666.27
161571HT4	CHAIT 2023-1 A 5.16 09/15/2028	09/07/2023 09/15/2023 340,000.00	339,928.60 0.00 0.00 339,930.20	779.73 1,462.00 779.73 1,462.00	1.60 0.00 1.60 1,463.60	1,463.60
17275RBQ4	CISCO SYSTEMS INC 4.8 02/26/2027	02/21/2024 02/26/2024 170,000.00	169,835.26 0.00 0.00 169,841.51	2,153.33 0.00 2,833.33 680.00	6.25 0.00 6.25 686.25	686.25
20030NCS8	COMCAST CORP 3.95 10/15/2025	03/11/2024 03/13/2024 400,000.00	396,678.79 0.00 0.00 397,002.55	2,018.89 0.00 3,335.56 1,316.67	323.77 0.00 323.77 1,640.43	1,640.43
24422EWB1	JOHN DEERE CAPITAL CORP 2.125 03/07/2025	03/02/2022 03/07/2022 130,000.00	129,995.10 0.00 0.00 129,996.68	644.58 0.00 874.79 230.21	1.58 0.00 1.58 231.79	231.79
26444HAH4	DUKE ENERGY FLORIDA LLC 2.5 12/01/2029	12/16/2024 12/17/2024 450,000.00	0.00 406,363.50 0.00 406,725.13	0.00 (500.00) 937.50 437.50	361.63 0.00 361.63 799.13	799.13

INCOME EARNED



City of Gardena Cons | Account #10647 | As of December 31, 2024

Cusip	Security Description	Trade Date Settle Date Units	Book Value: Begin Book Value: Acq Book Value: Disp Book Value: End	Prior Accrued Inc. Received Ending Accrued Total Interest	Accr. Of Discount Amort. Of Premium Net Accret/Amort Income Earned	Total Income
3130ATS57	FEDERAL HOME LOAN BANKS 4.5 03/10/2028	03/21/2023 03/22/2023 700,000.00	710,402.10 0.00 0.00 710,132.25	7,087.50 0.00 9,712.50 2,625.00	0.00 (269.85) (269.85) 2,355.15	2,355.15
3130B3A29	FEDERAL HOME LOAN BANKS 4.0 10/09/2026	10/21/2024 10/22/2024 600,000.00	599,994.33 0.00 0.00 599,994.59	3,333.33 0.00 5,333.33 2,000.00	0.26 0.00 0.26 2,000.26	2,000.26
3133ENKS8	FEDERAL FARM CREDIT BANKS FUNDING CORP 1.125 01/06/2025	750,000.00	749,660.49 0.00 0.00 749,952.85	3,398.44 0.00 4,101.56 703.13	292.35 0.00 292.35 995.48	995.48
3133ENPG9	FEDERAL FARM CREDIT BANKS FUNDING CORP 1.75 02/14/2025	02/10/2022 02/15/2022 415,000.00	414,924.11 0.00 0.00 414,955.48	2,158.58 0.00 2,763.78 605.21	31.37 0.00 31.37 636.58	636.58
3133EPN50	FEDERAL FARM CREDIT BANKS FUNDING CORP 4.25 12/15/2028	12/28/2023 12/29/2023 650,000.00	658,603.90 0.00 0.00 658,423.07	12,738.19 13,812.50 1,227.78 2,302.08	0.00 (180.83) (180.83) 2,121.26	2,121.26
3133ERFJ5	FEDERAL FARM CREDIT BANKS FUNDING CORP 4.5 05/20/2027	05/23/2024 05/24/2024 330,000.00	327,800.40 0.00 0.00 327,876.17	453.75 0.00 1,691.25 1,237.50	75.76 0.00 75.76 1,313.26	1,313.26
3133ERGL9	FEDERAL FARM CREDIT BANKS FUNDING CORP 4.5 06/07/2028	06/25/2024 06/26/2024 450,000.00	450,876.63 0.00 0.00 450,855.46	9,787.50 10,125.00 1,350.00 1,687.50	0.00 (21.16) (21.16) 1,666.34	1,666.34
3135G06G3	FEDERAL NATIONAL MORTGAGE ASSOCIATION 0.5 11/07/2025	11/18/2020 11/19/2020 350,000.00	349,932.23 0.00 0.00 349,938.39	116.67 0.00 262.50 145.83	6.16 0.00 6.16 151.99	151.99
3137BNGT5	FHMS K-054 A2 2.745 01/25/2026	02/15/2023 02/21/2023 487,779.73	490,444.90 0.00 (12,220.27) 479,187.88	1,143.75 1,143.75 1,115.80 1,115.80	963.25 0.00 963.25 2,079.05	2,079.05

INCOME EARNED



City of Gardena Cons | Account #10647 | As of December 31, 2024

Cusip	Security Description	Trade Date Settle Date Units	Book Value: Begin Book Value: Acq Book Value: Disp Book Value: End	Prior Accrued Inc. Received Ending Accrued Total Interest	Accr. Of Discount Amort. Of Premium Net Accret/Amort Income Earned	Total Income
3137BVZ82	FHMS K-063 A2 3.43 01/25/2027	02/06/2024	313,322.35	914.67	272.02	1,186.69
		02/09/2024	0.00	914.67	0.00	
		320,000.00	0.00	914.67	272.02	
			313,594.37	914.67	1,186.69	
3137FEBQ2	FHMS K-072 A2 3.444 12/25/2027	08/22/2023	479,230.60	1,435.00	587.99	2,022.99
		08/25/2023	0.00	1,435.00	0.00	
		500,000.00	0.00	1,435.00	587.99	
			479,818.60	1,435.00	2,022.99	
3137FETN0	FHMS K-073 A2 3.35 01/25/2028	05/24/2023	452,852.76	1,298.13	334.43	1,632.55
		05/30/2023	0.00	1,298.12	0.00	
		465,000.00	0.00	1,298.13	334.43	
			453,187.18	1,298.12	1,632.55	
3137FHPJ6	FHMS K-080 A2 3.926 07/25/2028	01/23/2024	319,191.16	1,063.29	137.67	1,200.96
		01/26/2024	0.00	1,063.29	0.00	
		325,000.00	0.00	1,063.29	137.67	
			319,328.83	1,063.29	1,200.96	
3137FJEH8	FHMS K-081 A2 3.9 08/25/2028	09/15/2023	150,054.46	503.75	114.50	618.25
		09/20/2023	0.00	503.75	0.00	
		155,000.00	0.00	503.75	114.50	
			150,168.95	503.75	618.25	
3137FJKE8	FHMS K-082 A2 3.92 09/25/2028	09/20/2024	220,548.93	718.67	0.00	706.25
		09/25/2024	0.00	718.67	(12.42)	
		220,000.00	0.00	718.67	(12.42)	
			220,536.51	718.67	706.25	
3137FJXV6	FHMS K-083 A2 4.05 09/25/2028	12/07/2023	291,268.90	1,002.38	129.68	1,132.06
		12/12/2023	0.00	1,002.38	0.00	
		297,000.00	0.00	1,002.38	129.68	
			291,398.58	1,002.38	1,132.06	
3137FJZ93	FHMS K-084 A2 3.78 10/25/2028	10/20/2023	227,435.52	756.00	278.21	1,034.21
		10/25/2023	0.00	756.00	0.00	
		240,000.00	0.00	756.00	278.21	
			227,713.74	756.00	1,034.21	
3137H4BY5	FHMS K-746 A2 2.031 09/25/2028	10/03/2023	281,341.60	533.14	761.61	1,294.75
		10/06/2023	0.00	533.14	0.00	
		315,000.00	0.00	533.14	761.61	
			282,103.21	533.14	1,294.75	

INCOME EARNED



City of Gardena Cons | Account #10647 | As of December 31, 2024

Cusip	Security Description	Trade Date Settle Date Units	Book Value: Begin Book Value: Acq Book Value: Disp Book Value: End	Prior Accrued Inc. Received Ending Accrued Total Interest	Accr. Of Discount Amort. Of Premium Net Accret/Amort Income Earned	Total Income
341081GT8	FLORIDA POWER & LIGHT CO 5.15 06/15/2029	09/19/2024 09/20/2024 330,000.00	344,670.00 0.00 0.00 344,385.05	8,403.08 9,064.00 755.33 1,416.25	0.00 (284.94) (284.94) 1,131.31	1,131.31
362583AD8	GMCAR 2023-2 A3 4.47 02/16/2028	04/04/2023 04/12/2023 115,000.00	114,997.91 0.00 0.00 114,997.97	214.19 428.38 214.19 428.38	0.06 0.00 0.06 428.44	428.44
36265WAD5	GMCAR 2022-3 A3 3.64 04/16/2027	07/06/2022 07/13/2022 53,598.47	58,744.36 0.00 (5,146.05) 53,598.33	89.10 178.19 81.29 170.39	0.02 0.00 0.02 170.40	170.40
379929AD4	GMALT 2023-3 A3 5.38 11/20/2026	08/08/2023 08/16/2023 75,000.00	74,994.58 0.00 0.00 74,994.81	123.29 336.25 123.29 336.25	0.23 0.00 0.23 336.48	336.48
38014AAD3	GMCAR 2024-4 A3 4.4 08/16/2029	10/08/2024 10/16/2024 95,000.00	94,982.18 0.00 0.00 94,982.50	174.17 348.33 174.17 348.33	0.32 0.00 0.32 348.65	348.65
437076CR1	HOME DEPOT INC 4.0 09/15/2025	09/12/2022 09/19/2022 110,000.00	109,989.56 0.00 0.00 109,990.68	928.89 0.00 1,295.56 366.67	1.12 0.00 1.12 367.79	367.79
437076DC3	HOME DEPOT INC 4.75 06/25/2029	295,000.00	295,111.99 0.00 0.00 295,109.57	6,072.08 7,006.25 233.54 1,167.71	15.88 (18.30) (2.42) 1,165.29	1,165.29
43815BAC4	HAROT 2022-1 A3 1.88 05/15/2026	02/15/2022 02/23/2022 52,043.65	59,593.14 0.00 (7,552.27) 52,041.37	49.80 93.37 43.49 87.06	0.49 0.00 0.49 87.55	87.55
43815GAC3	HAROT 2021-4 A3 0.88 01/21/2026	11/16/2021 11/24/2021 13,334.17	16,459.72 0.00 (3,126.39) 13,333.54	4.02 12.07 3.26 11.31	0.21 0.00 0.21 11.51	11.51

INCOME EARNED



City of Gardena Cons | Account #10647 | As of December 31, 2024

Cusip	Security Description	Trade Date Settle Date Units	Book Value: Begin Book Value: Acq Book Value: Disp Book Value: End	Prior Accrued Inc. Received Ending Accrued Total Interest	Accr. Of Discount Amort. Of Premium Net Accret/Amort Income Earned	Total Income
43815JAC7	HAROT 2023-1 A3 5.04 04/21/2027	02/16/2023 02/24/2023 66,524.36	69,992.56 0.00 (3,475.64) 66,517.54	98.00 294.00 93.13 289.13	0.62 0.00 0.62 289.75	289.75
43815PAC3	HAROT 2022-2 A3 3.73 07/20/2026	08/15/2022 08/24/2022 54,507.51	60,489.63 0.00 (5,983.38) 54,506.44	81.48 188.03 73.42 179.97	0.18 0.00 0.18 180.15	180.15
438516CJ3	HONEYWELL INTERNATIONAL INC 4.95 02/15/2028	02/13/2023 02/15/2023 400,000.00	405,698.09 0.00 0.00 405,543.14	5,830.00 0.00 7,480.00 1,650.00	0.00 (154.95) (154.95) 1,495.05	1,495.05
448976AD2	HART 2024-C A3 4.41 05/15/2029	10/08/2024 10/16/2024 140,000.00	139,990.03 0.00 0.00 139,990.22	274.40 514.50 274.40 514.50	0.19 0.00 0.19 514.69	514.69
448979AD6	HART 2023-A A3 4.58 04/15/2027	04/04/2023 04/12/2023 145,489.90	154,991.06 0.00 (9,510.10) 145,481.81	315.51 591.58 296.15 572.22	0.85 0.00 0.85 573.07	573.07
44934QAD3	HART 2024-B A3 4.84 03/15/2029	07/16/2024 07/24/2024 90,000.00	89,987.46 0.00 0.00 89,987.71	193.60 363.00 193.60 363.00	0.25 0.00 0.25 363.25	363.25
459058KT9	INTERNATIONAL BANK FOR RECONSTRUCTION AND DEVELOPM 3.5 07/12/2028	11/28/2023 11/30/2023 250,000.00	241,685.84 0.00 0.00 241,881.25	3,378.47 0.00 4,107.64 729.17	195.40 0.00 195.40 924.57	924.57
459058KW2	INTERNATIONAL BANK FOR RECONSTRUCTION AND DEVELOPM 4.625 08/01/2028	250,000.00	247,248.88 0.00 0.00 247,312.58	3,854.17 0.00 4,817.71 963.54	63.69 0.00 63.69 1,027.23	1,027.23
459058LK7	INTERNATIONAL BANK FOR RECONSTRUCTION AND DEVELOPM 4.0 08/27/2026	08/20/2024 08/27/2024 170,000.00	169,828.73 0.00 0.00 169,837.11	1,775.56 0.00 2,342.22 566.67	8.37 0.00 8.37 575.04	575.04

INCOME EARNED



City of Gardena Cons | Account #10647 | As of December 31, 2024

Cusip	Security Description	Trade Date Settle Date Units	Book Value: Begin Book Value: Acq Book Value: Disp Book Value: End	Prior Accrued Inc. Received Ending Accrued Total Interest	Accr. Of Discount Amort. Of Premium Net Accret/Amort Income Earned	Total Income
459058LN1	INTERNATIONAL BANK FOR RECONSTRUCTION AND DEVELOPM 3.875 10/16/2029	10/08/2024 10/16/2024 300,000.00	299,236.73 0.00 0.00 299,250.02	1,453.13 0.00 2,421.88 968.75	13.29 0.00 13.29 982.04	982.04
46625HMN7	JPMORGAN CHASE & CO 3.9 07/15/2025	05/29/2024 05/30/2024 400,000.00	396,012.28 0.00 0.00 396,559.27	5,893.33 0.00 7,193.33 1,300.00	546.99 0.00 546.99 1,846.99	1,846.99
47787CAC7	JDOT 2023-C A3 5.48 05/15/2028	09/12/2023 09/19/2023 310,000.00	309,984.20 0.00 0.00 309,984.59	755.02 1,415.67 755.02 1,415.67	0.39 0.00 0.39 1,416.06	1,416.06
47787JAC2	JDOT 2022 A3 0.36 09/15/2026	03/10/2022 03/16/2022 38,059.09	43,244.97 0.00 (5,189.39) 38,056.15	44.59 83.61 39.24 78.26	0.57 0.00 0.57 78.83	78.83
47789QAC4	JDOT 2021-B A3 0.52 03/16/2026	07/13/2021 07/21/2021 8,871.23	10,638.70 0.00 (1,767.62) 8,871.11	2.46 4.61 2.05 4.20	0.03 0.00 0.03 4.23	4.23
47800AAC4	JDOT 2022-B A3 3.74 02/16/2027	07/12/2022 07/20/2022 82,411.60	87,585.35 0.00 (5,177.09) 82,408.58	145.59 272.98 136.99 264.37	0.32 0.00 0.32 264.69	264.69
47800BAC2	JDOT 2022-C A3 5.09 06/15/2027	10/12/2022 10/19/2022 167,687.16	176,230.59 0.00 (8,550.14) 167,680.99	398.69 747.54 379.35 728.20	0.54 0.00 0.54 728.74	728.74
57636QAW4	MASTERCARD INC 4.875 03/09/2028	04/19/2023 04/21/2023 290,000.00	295,863.77 0.00 0.00 295,707.74	3,220.21 0.00 4,398.33 1,178.13	0.00 (156.03) (156.03) 1,022.09	1,022.09
58769GAD5	MBALT 2024-B A3 4.23 02/15/2028	09/17/2024 09/25/2024 130,000.00	129,979.30 0.00 0.00 129,979.85	244.40 458.25 244.40 458.25	0.55 0.00 0.55 458.80	458.80

INCOME EARNED



City of Gardena Cons | Account #10647 | As of December 31, 2024

Cusip	Security Description	Trade Date Settle Date Units	Book Value: Begin Book Value: Acq Book Value: Disp Book Value: End	Prior Accrued Inc. Received Ending Accrued Total Interest	Accr. Of Discount Amort. Of Premium Net Accret/Amort Income Earned	Total Income
58770AAC7	MBART 2023-1 A3 4.51 11/15/2027	01/18/2023 01/25/2023 85,564.63	91,341.60 0.00 (5,783.53) 85,558.66	183.10 343.32 171.51 331.73	0.59 0.00 0.59 332.32	332.32
58933YBH7	MERCK & CO INC 4.05 05/17/2028	05/08/2023 05/17/2023 90,000.00	89,949.60 0.00 0.00 89,950.84	141.75 0.00 445.50 303.75	1.24 0.00 1.24 304.99	304.99
6174468C6	MORGAN STANLEY 4.0 07/23/2025	04/10/2024 04/12/2024 394,000.00	390,231.23 0.00 0.00 390,730.51	5,603.56 0.00 6,916.89 1,313.33	499.28 0.00 499.28 1,812.62	1,812.62
61747YET8	MORGAN STANLEY 4.679 07/17/2026	07/18/2022 07/20/2022 175,000.00	175,000.00 0.00 0.00 175,000.00	3,047.85 0.00 3,730.20 682.35	0.00 0.00 0.00 682.35	682.35
63743HFE7	NATIONAL RURAL UTILITIES COOPERATIVE FINANCE CORP 3.45 06/15/2025	04/27/2022 05/04/2022 95,000.00	94,995.58 0.00 0.00 94,996.28	1,511.29 1,638.75 145.67 273.13	0.70 0.00 0.70 273.82	273.82
63743HFK3	NATIONAL RURAL UTILITIES COOPERATIVE FINANCE CORP 5.6 11/13/2026	11/14/2023 11/16/2023 390,000.00	392,350.80 0.00 0.00 392,243.79	1,092.00 0.00 2,912.00 1,820.00	0.00 (107.01) (107.01) 1,712.99	1,712.99
665859AW4	NORTHERN TRUST CORP 4.0 05/10/2027	10/05/2022 10/07/2022 450,000.00	443,048.60 0.00 0.00 443,290.73	1,050.00 0.00 2,550.00 1,500.00	242.13 0.00 242.13 1,742.13	1,742.13
69371RS80	PACCAR FINANCIAL CORP 4.6 01/31/2029	01/24/2024 01/31/2024 410,000.00	409,443.27 0.00 0.00 409,454.61	6,339.06 0.00 7,910.72 1,571.67	11.34 0.00 11.34 1,583.01	1,583.01
713448FX1	PEPSICO INC 4.5 07/17/2029	07/15/2024 07/17/2024 295,000.00	294,577.06 0.00 0.00 294,584.82	4,941.25 0.00 6,047.50 1,106.25	7.76 0.00 7.76 1,114.01	1,114.01

INCOME EARNED



City of Gardena Cons | Account #10647 | As of December 31, 2024

Cusip	Security Description	Trade Date Settle Date Units	Book Value: Begin Book Value: Acq Book Value: Disp Book Value: End	Prior Accrued Inc. Received Ending Accrued Total Interest	Accr. Of Discount Amort. Of Premium Net Accret/Amort Income Earned	Total Income
74456QBU9	PUBLIC SERVICE ELECTRIC AND GAS CO 3.7 05/01/2028	09/06/2023 09/08/2023 300,000.00	287,361.72 0.00 0.00 287,675.91	925.00 0.00 1,850.00 925.00	314.18 0.00 314.18 1,239.18	1,239.18
78016HZT0	ROYAL BANK OF CANADA 4.875 01/19/2027	01/10/2024 01/19/2024 150,000.00	149,973.35 0.00 0.00 149,974.41	2,681.25 0.00 3,290.63 609.38	1.06 0.00 1.06 610.44	610.44
857477BR3	STATE STREET CORP 1.746 02/06/2026	02/02/2022 02/07/2022 90,000.00	90,000.00 0.00 0.00 90,000.00	501.98 0.00 632.93 130.95	0.00 0.00 0.00 130.95	130.95
857477CL5	STATE STREET CORP 4.993 03/18/2027	03/13/2024 03/18/2024 365,000.00	365,000.00 0.00 0.00 365,000.00	3,695.51 0.00 5,214.22 1,518.70	0.00 0.00 0.00 1,518.70	1,518.70
89115A2V3	TORONTO-DOMINION BANK 5.264 12/11/2026	12/04/2023 12/11/2023 160,000.00	160,000.00 0.00 0.00 160,000.00	3,977.24 4,211.20 467.91 701.87	0.00 0.00 0.00 701.87	701.87
89115A2W1	TORONTO-DOMINION BANK 4.98 04/05/2027	04/08/2024 04/10/2024 400,000.00	397,998.20 0.00 0.00 398,070.78	3,098.67 0.00 4,758.67 1,660.00	72.58 0.00 72.58 1,732.58	1,732.58
89236TMF9	TOYOTA MOTOR CREDIT CORP 5.05 05/16/2029	06/25/2024 06/26/2024 400,000.00	402,617.78 0.00 0.00 402,567.91	841.67 0.00 2,525.00 1,683.33	0.00 (49.88) (49.88) 1,633.46	1,633.46
89238FAD5	TAOT 2022-B A3 2.93 09/15/2026	04/07/2022 04/13/2022 46,513.51	51,670.43 0.00 (5,157.27) 46,513.21	67.29 126.16 60.57 119.44	0.05 0.00 0.05 119.49	119.49
89238JAC9	TAOT 2021-D A3 0.71 04/15/2026	11/09/2021 11/15/2021 10,967.43	13,436.53 0.00 (2,469.15) 10,967.39	4.24 7.95 3.46 7.17	0.01 0.00 0.01 7.18	7.18

INCOME EARNED



City of Gardena Cons | Account #10647 | As of December 31, 2024

Cusip	Security Description	Trade Date Settle Date Units	Book Value: Begin Book Value: Acq Book Value: Disp Book Value: End	Prior Accrued Inc. Received Ending Accrued Total Interest	Accr. Of Discount Amort. Of Premium Net Accret/Amort Income Earned	Total Income
89239TAD4	TAOT 2024-D A3 4.4 06/15/2029	10/10/2024 10/17/2024 105,000.00	104,994.29 0.00 0.00 104,994.40	205.33 385.00 205.33 385.00	0.11 0.00 0.11 385.11	385.11
9128283F5	UNITED STATES TREASURY 2.25 11/15/2027	12/20/2022 12/21/2022 800,000.00	766,017.53 0.00 0.00 766,993.86	795.58 0.00 2,337.02 1,541.44	976.33 0.00 976.33 2,517.76	2,517.76
9128284Z0	UNITED STATES TREASURY 2.75 08/31/2025	750,000.00	759,703.85 0.00 0.00 758,601.95	5,241.71 0.00 7,007.94 1,766.23	0.00 (1,101.90) (1,101.90) 664.33	664.33
9128286L9	UNITED STATES TREASURY 2.25 03/31/2026	02/25/2022 02/28/2022 750,000.00	753,276.07 0.00 0.00 753,066.67	2,874.31 0.00 4,311.47 1,437.16	0.00 (209.40) (209.40) 1,227.76	1,227.76
912828R36	UNITED STATES TREASURY 1.625 05/15/2026	10/14/2021 10/15/2021 250,000.00	252,264.60 0.00 0.00 252,132.14	179.56 0.00 527.45 347.89	0.00 (132.46) (132.46) 215.44	215.44
912828U24	UNITED STATES TREASURY 2.0 11/15/2026	03/29/2022 03/30/2022 625,000.00	618,629.36 0.00 0.00 618,905.96	552.49 0.00 1,622.93 1,070.44	276.60 0.00 276.60 1,347.04	1,347.04
912828X88	UNITED STATES TREASURY 2.375 05/15/2027	06/09/2022 06/10/2022 350,000.00	344,364.50 0.00 0.00 344,559.69	367.40 0.00 1,079.25 711.84	195.20 0.00 195.20 907.04	907.04
912828YB0	UNITED STATES TREASURY 1.625 08/15/2029	09/24/2024 09/25/2024 150,000.00	138,010.54 0.00 0.00 138,226.89	715.35 0.00 920.69 205.33	216.34 0.00 216.34 421.67	421.67
912828YG9	UNITED STATES TREASURY 1.625 09/30/2026	12/28/2021 12/29/2021 300,000.00	302,038.20 0.00 0.00 301,943.61	830.36 0.00 1,245.54 415.18	0.00 (94.59) (94.59) 320.59	320.59

INCOME EARNED



City of Gardena Cons | Account #10647 | As of December 31, 2024

Cusip	Security Description	Trade Date Settle Date Units	Book Value: Begin Book Value: Acq Book Value: Disp Book Value: End	Prior Accrued Inc. Received Ending Accrued Total Interest	Accr. Of Discount Amort. Of Premium Net Accret/Amort Income Earned	Total Income
912828Z52	UNITED STATES TREASURY 1.375 01/31/2025	02/17/2022 02/18/2022 750,000.00	749,593.84 0.00 0.00 749,800.25	3,446.84 0.00 4,315.56 868.72	206.41 0.00 206.41 1,075.13	1,075.13
912828ZF0	UNITED STATES TREASURY 0.5 03/31/2025	03/25/2021 03/29/2021 350,000.00	349,910.29 0.00 0.00 349,933.46	298.08 0.00 447.12 149.04	23.18 0.00 23.18 172.21	172.21
912828ZT0	UNITED STATES TREASURY 0.25 05/31/2025	02/25/2021 02/26/2021 365,000.00	364,377.65 0.00 0.00 364,484.24	2.51 456.25 80.22 533.96	106.59 0.00 106.59 640.55	640.55
91282CAZ4	UNITED STATES TREASURY 0.375 11/30/2025	750,000.00	746,307.44 0.00 0.00 746,621.92	7.73 1,406.25 247.25 1,645.78	314.48 0.00 314.48 1,960.25	1,960.25
91282CEF4	UNITED STATES TREASURY 2.5 03/31/2027	750,000.00	743,452.09 0.00 0.00 743,690.90	3,193.68 0.00 4,790.52 1,596.84	238.81 0.00 238.81 1,835.65	1,835.65
91282CEH0	UNITED STATES TREASURY 2.625 04/15/2025	04/18/2024 04/19/2024 450,000.00	445,898.11 0.00 0.00 446,840.03	1,525.24 0.00 2,531.25 1,006.01	941.91 0.00 941.91 1,947.92	1,947.92
91282CEU1	UNITED STATES TREASURY 2.875 06/15/2025	07/30/2024 07/31/2024 500,000.00	494,731.83 0.00 0.00 495,565.06	6,637.64 7,187.50 671.36 1,221.22	833.23 0.00 833.23 2,054.45	2,054.45
91282CEY3	UNITED STATES TREASURY 3.0 07/15/2025	03/15/2024 03/18/2024 475,000.00	469,524.37 0.00 0.00 470,275.46	5,382.47 0.00 6,582.88 1,200.41	751.08 0.00 751.08 1,951.49	1,951.49
91282CFK2	UNITED STATES TREASURY 3.5 09/15/2025	03/15/2024 03/18/2024 475,000.00	470,008.59 0.00 0.00 470,545.86	3,536.26 0.00 4,959.94 1,423.69	537.27 0.00 537.27 1,960.96	1,960.96

INCOME EARNED



City of Gardena Cons | Account #10647 | As of December 31, 2024

Cusip	Security Description	Trade Date Settle Date Units	Book Value: Begin Book Value: Acq Book Value: Disp Book Value: End	Prior Accrued Inc. Received Ending Accrued Total Interest	Accr. Of Discount Amort. Of Premium Net Accret/Amort Income Earned	Total Income
91282CFM8	UNITED STATES TREASURY 4.125 09/30/2027	10/26/2022 10/27/2022 570,000.00	569,092.26 0.00 0.00 569,119.50	4,004.88 0.00 6,007.31 2,002.44	27.24 0.00 27.24 2,029.68	2,029.68
91282CFP1	UNITED STATES TREASURY 4.25 10/15/2025	06/23/2023 06/26/2023 550,000.00	548,482.67 0.00 0.00 548,630.59	3,018.20 0.00 5,008.93 1,990.73	147.92 0.00 147.92 2,138.64	2,138.64
91282CGA3	UNITED STATES TREASURY 4.0 12/15/2025	11/18/2024 11/19/2024 600,000.00	597,705.46 0.00 0.00 597,893.14	11,081.97 12,000.00 1,120.88 2,038.91	187.68 0.00 187.68 2,226.59	2,226.59
91282CGC9	UNITED STATES TREASURY 3.875 12/31/2027	05/25/2023 05/26/2023 500,000.00	498,587.48 0.00 0.00 498,626.40	8,108.02 9,687.50 53.52 1,633.01	38.92 0.00 38.92 1,671.93	1,671.93
91282CHH7	UNITED STATES TREASURY 4.125 06/15/2026	08/26/2024 08/27/2024 475,000.00	476,283.32 0.00 0.00 476,212.41	9,047.39 9,796.88 915.09 1,664.59	0.00 (70.91) (70.91) 1,593.67	1,593.67
91282CJC6	UNITED STATES TREASURY 4.625 10/15/2026	08/26/2024 08/27/2024 475,000.00	481,588.58 0.00 0.00 481,289.54	2,836.62 0.00 4,707.59 1,870.97	0.00 (299.04) (299.04) 1,571.92	1,571.92
91282CJP7	UNITED STATES TREASURY 4.375 12/15/2026	12/27/2023 12/28/2023 300,000.00	301,996.54 0.00 0.00 301,913.35	6,060.45 6,562.50 612.98 1,115.03	0.00 (83.19) (83.19) 1,031.84	1,031.84
91282CKZ3	UNITED STATES TREASURY 4.375 07/15/2027	11/18/2024 11/19/2024 1,000,000.00	1,002,044.65 0.00 0.00 1,001,978.34	16,525.14 0.00 20,210.60 3,685.46	0.00 (66.30) (66.30) 3,619.16	3,619.16
91282CMA6	UNITED STATES TREASURY 4.125 11/30/2029	12/17/2024 12/18/2024 200,000.00	0.00 198,929.69 0.00 198,937.98	0.00 (407.97) 725.27 317.30	8.29 0.00 8.29 325.59	325.59

INCOME EARNED



City of Gardena Cons | Account #10647 | As of December 31, 2024

Cusip	Security Description	Trade Date Settle Date Units	Book Value: Begin Book Value: Acq Book Value: Disp Book Value: End	Prior Accrued Inc. Received Ending Accrued Total Interest	Accr. Of Discount Amort. Of Premium Net Accret/Amort Income Earned	Total Income
931142ER0	WALMART INC 1.05 09/17/2026	09/08/2021 09/17/2021 40,000.00	39,972.88 0.00 0.00 39,974.16	86.33 0.00 121.33 35.00	1.28 0.00 1.28 36.28	36.28
931142EW9	WALMART INC 3.9 09/09/2025	09/06/2022 09/09/2022 80,000.00	79,985.59 0.00 0.00 79,987.18	710.67 0.00 970.67 260.00	1.58 0.00 1.58 261.58	261.58
			33,066,841.01	255,446.04	13,240.82	
			605,293.19	123,343.58	(3,334.39)	
			(498,865.06)	231,480.33	9,906.43	
Total Fixed Income		33,397,953.59	33,183,175.57	99,377.87	109,284.30	109,284.30
LAIF						
90LAIF\$00	Local Agency Investment Fund State Pool	5,635,051.71	5,635,051.71 0.00 0.00 5,635,051.71	0.00 0.00 0.00 0.00	0.00 0.00 0.00 0.00	0.00
			5,635,051.71	0.00	0.00	
			0.00	0.00	0.00	
			0.00	0.00	0.00	
Total LAIF		5,635,051.71	5,635,051.71	0.00	0.00	0.00
LOCAL GOV INVESTMENT POOL						
09CATR\$05	CalTrust MTF	714,220.96	7,141,421.80 25,571.83 0.00 7,166,993.63	0.00 25,571.80 0.00 25,571.80	0.00 0.00 0.00 25,571.80	25,571.80
90CAMP\$00	CAMP	35,969,277.58	14,224,704.75 36,744,572.83 (15,000,000.00) 35,969,277.58	0.00 95,378.56 0.00 95,378.56	0.00 0.00 0.00 95,378.56	95,378.56
90CAMP\$06	CAMP	1,250,000.00	36,250,000.00 0.00 (35,000,000.00) 1,250,000.00	0.00 149,442.12 0.00 149,442.12	0.00 0.00 0.00 149,442.12	149,442.12

INCOME EARNED



City of Gardena Cons | Account #10647 | As of December 31, 2024

Cusip	Security Description	Trade Date Settle Date Units	Book Value: Begin Book Value: Acq Book Value: Disp Book Value: End	Prior Accrued Inc. Received Ending Accrued Total Interest	Accr. Of Discount Amort. Of Premium Net Accret/Amort Income Earned	Total Income
			57,616,126.55	0.00	0.00	
			36,770,144.66	270,392.48	0.00	
			(50,000,000.00)	0.00	0.00	
Total Local Gov Investment Pool		37,933,498.54	44,386,271.21	270,392.48	270,392.48	270,392.48
			96,517,377.18	255,446.04	13,240.82	
			38,000,821.73	396,003.34	(3,334.39)	
			(51,105,066.22)	231,480.33	9,906.43	
TOTAL PORTFOLIO		77,203,158.26	83,441,152.90	372,037.63	381,944.06	381,944.06

CASH FLOW REPORT



City of Gardena Cons | Account #10647 | As of December 31, 2024

Payment Date	Transaction Type	CUSIP	Quantity	Security Description	Principal Amount	Income	Total Amount
JANUARY 2025							
01/02/2025	Dividend	31846V203	0.00	FIRST AMER:GVT OBLG Y	801.21		801.21
01/06/2025	Coupon	3133ENKS8	0.00	FEDERAL FARM CREDIT BANKS FUNDING CORP 1.125 01/06/2025		4,218.75	4,218.75
01/06/2025	Maturity	3133ENKS8	(750,000.00)	FEDERAL FARM CREDIT BANKS FUNDING CORP 1.125 01/06/2025	750,000.00		750,000.00
01/13/2025	Coupon	459058KT9	250,000.00	INTERNATIONAL BANK FOR RECONSTRUCTION AND DEVELOPM 3.5 07/12/2028		4,375.00	4,375.00
01/15/2025	Coupon	02582JJT8	185,000.00	AMXCA 2022-2 A 3.39 05/17/2027		522.63	522.63
01/15/2025	Coupon	02582JJZ4	125,000.00	AMXCA 2023-1 A 4.87 05/15/2026		507.29	507.29
01/15/2025	Coupon	02582JKD1	340,000.00	AMXCA 2023-3 A 5.23 09/15/2028		1,481.83	1,481.83
01/15/2025	Coupon	161571HT4	340,000.00	CHAIT 2023-1 A 5.16 09/15/2028		1,462.00	1,462.00
01/15/2025	Coupon	43815BAC4	52,043.65	HAROT 2022-1 A3 1.88 05/15/2026		81.54	81.54
01/15/2025	Principal Paydown	43815BAC4	52,043.65	HAROT 2022-1 A3 1.88 05/15/2026	6,956.60		6,956.60
01/15/2025	Coupon	448976AD2	140,000.00	HART 2024-C A3 4.41 05/15/2029		514.50	514.50
01/15/2025	Coupon	448979AD6	145,489.90	HART 2023-A A3 4.58 04/15/2027		559.22	559.22
01/15/2025	Principal Paydown	448979AD6	145,489.90	HART 2023-A A3 4.58 04/15/2027	10,401.36		10,401.36
01/15/2025	Coupon	44934QAD3	90,000.00	HART 2024-B A3 4.84 03/15/2029		363.00	363.00
01/15/2025	Coupon	46625HMN7	400,000.00	JPMORGAN CHASE & CO 3.9 07/15/2025		7,800.00	7,800.00
01/15/2025	Coupon	47787CAC7	310,000.00	JDOT 2023-C A3 5.48 05/15/2028		1,415.67	1,415.67
01/15/2025	Coupon	47787JAC2	38,059.09	JDOT 2022 A3 0.36 09/15/2026		71.24	71.24
01/15/2025	Principal Paydown	47787JAC2	38,059.09	JDOT 2022 A3 0.36 09/15/2026	5,517.49		5,517.49
01/15/2025	Coupon	47789QAC4	8,871.23	JDOT 2021-B A3 0.52 03/16/2026		3.94	3.94
01/15/2025	Principal Paydown	47789QAC4	8,871.23	JDOT 2021-B A3 0.52 03/16/2026	2,922.88		2,922.88
01/15/2025	Coupon	47800AAC4	82,411.60	JDOT 2022-B A3 3.74 02/16/2027		256.85	256.85
01/15/2025	Principal Paydown	47800AAC4	82,411.60	JDOT 2022-B A3 3.74 02/16/2027	8,305.50		8,305.50
01/15/2025	Coupon	47800BAC2	167,687.16	JDOT 2022-C A3 5.09 06/15/2027		711.27	711.27
01/15/2025	Principal Paydown	47800BAC2	167,687.16	JDOT 2022-C A3 5.09 06/15/2027	12,719.36		12,719.36
01/15/2025	Coupon	58769GAD5	130,000.00	MBALT 2024-B A3 4.23 02/15/2028		458.25	458.25
01/15/2025	Coupon	58770AAC7	85,564.63	MBART 2023-1 A3 4.51 11/15/2027		329.66	329.66
01/15/2025	Principal Paydown	58770AAC7	85,564.63	MBART 2023-1 A3 4.51 11/15/2027	5,117.10		5,117.10
01/15/2025	Coupon	89238FAD5	46,513.51	TAOT 2022-B A3 2.93 09/15/2026		113.62	113.62

CASH FLOW REPORT



City of Gardena Cons | Account #10647 | As of December 31, 2024

Payment Date	Transaction Type	CUSIP	Quantity	Security Description	Principal Amount	Income	Total Amount
01/15/2025	Principal Paydown	89238FAD5	46,513.51	TAOT 2022-B A3 2.93 09/15/2026	5,030.90		5,030.90
01/15/2025	Coupon	89238JAC9	10,967.43	TAOT 2021-D A3 0.71 04/15/2026		6.37	6.37
01/15/2025	Principal Paydown	89238JAC9	10,967.43	TAOT 2021-D A3 0.71 04/15/2026	2,357.50		2,357.50
01/15/2025	Coupon	89239TAD4	105,000.00	TAOT 2024-D A3 4.4 06/15/2029		385.00	385.00
01/15/2025	Dividend	90LAIF\$00	5,635,051.71	Local Agency Investment Fund State Pool	63,694.16		63,694.16
01/15/2025	Coupon	91282CEY3	475,000.00	UNITED STATES TREASURY 3.0 07/15/2025		7,125.00	7,125.00
01/15/2025	Coupon	91282CKZ3	1,000,000.00	UNITED STATES TREASURY 4.375 07/15/2027		21,875.00	21,875.00
01/16/2025	Coupon	362583AD8	115,000.00	GMCAR 2023-2 A3 4.47 02/16/2028		428.38	428.38
01/16/2025	Coupon	36265WAD5	53,598.47	GMCAR 2022-3 A3 3.64 04/16/2027		163.17	163.17
01/16/2025	Principal Paydown	36265WAD5	53,598.47	GMCAR 2022-3 A3 3.64 04/16/2027	4,851.32		4,851.32
01/16/2025	Coupon	38014AAD3	95,000.00	GMCAR 2024-4 A3 4.4 08/16/2029		338.04	338.04
01/17/2025	Coupon	61747YET8	175,000.00	MORGAN STANLEY 4.679 07/17/2026		4,094.13	4,094.13
01/17/2025	Coupon	713448FX1	295,000.00	PEPSICO INC 4.5 07/17/2029		6,637.50	6,637.50
01/20/2025	Coupon	379929AD4	75,000.00	GMALT 2023-3 A3 5.38 11/20/2026		336.25	336.25
01/20/2025	Coupon	43815PAC3	54,507.51	HAROT 2022-2 A3 3.73 07/20/2026		169.91	169.91
01/20/2025	Principal Paydown	43815PAC3	54,507.51	HAROT 2022-2 A3 3.73 07/20/2026	5,714.53		5,714.53
01/21/2025	Coupon	43815GAC3	13,334.17	HAROT 2021-4 A3 0.88 01/21/2026		9.78	9.78
01/21/2025	Principal Paydown	43815GAC3	13,334.17	HAROT 2021-4 A3 0.88 01/21/2026	2,831.41		2,831.41
01/21/2025	Coupon	43815JAC7	66,524.36	HAROT 2023-1 A3 5.04 04/21/2027		281.25	281.25
01/21/2025	Principal Paydown	43815JAC7	66,524.36	HAROT 2023-1 A3 5.04 04/21/2027	4,591.43		4,591.43
01/21/2025	Coupon	78016HZT0	150,000.00	ROYAL BANK OF CANADA 4.875 01/19/2027		3,656.25	3,656.25
01/23/2025	Coupon	6174468C6	394,000.00	MORGAN STANLEY 4.0 07/23/2025		7,880.00	7,880.00
01/27/2025	Coupon	05593AAC3	10,275.02	BMWLT 2023-1 A3 5.16 11/25/2025		37.70	37.70
01/27/2025	Principal Paydown	05593AAC3	10,275.02	BMWLT 2023-1 A3 5.16 11/25/2025	5,188.42		5,188.42
01/27/2025	Coupon	05602RAD3	98,326.14	BMWOT 2022-A A3 3.21 08/25/2026		266.08	266.08
01/27/2025	Principal Paydown	05602RAD3	98,326.14	BMWOT 2022-A A3 3.21 08/25/2026	12,658.56		12,658.56
01/27/2025	Coupon	3137BNGT5	487,779.73	FHMS K-054 A2 2.745 01/25/2026		1,115.80	1,115.80
01/27/2025	Principal Paydown	3137BNGT5	487,779.73	FHMS K-054 A2 2.745 01/25/2026	14,862.61		14,862.61
01/27/2025	Coupon	3137BVZ82	320,000.00	FHMS K-063 A2 3.43 01/25/2027		914.67	914.67
01/27/2025	Coupon	3137FEBQ2	500,000.00	FHMS K-072 A2 3.444 12/25/2027		1,435.00	1,435.00
01/27/2025	Coupon	3137FETN0	465,000.00	FHMS K-073 A2 3.35 01/25/2028		1,298.13	1,298.13
01/27/2025	Coupon	3137FHPJ6	325,000.00	FHMS K-080 A2 3.926 07/25/2028		1,063.29	1,063.29

CASH FLOW REPORT



City of Gardena Cons | Account #10647 | As of December 31, 2024

Payment Date	Transaction Type	CUSIP	Quantity	Security Description	Principal Amount	Income	Total Amount
01/27/2025	Coupon	3137FJEH8	155,000.00	FHMS K-081 A2 3.9 08/25/2028		503.75	503.75
01/27/2025	Coupon	3137FJKE8	220,000.00	FHMS K-082 A2 3.92 09/25/2028		718.67	718.67
01/27/2025	Coupon	3137FJXV6	297,000.00	FHMS K-083 A2 4.05 09/25/2028		1,002.38	1,002.38
01/27/2025	Coupon	3137FJZ93	240,000.00	FHMS K-084 A2 3.78 10/25/2028		756.00	756.00
01/27/2025	Coupon	3137H4BY5	315,000.00	FHMS K-746 A2 2.031 09/25/2028		533.14	533.14
01/31/2025	Coupon	69371RS80	410,000.00	PACCAR FINANCIAL CORP 4.6 01/31/2029		9,430.00	9,430.00
01/31/2025	Coupon	912828Z52	750,000.00	UNITED STATES TREASURY 1.375 01/31/2025		5,156.25	5,156.25
01/31/2025	Final Maturity	912828Z52	750,000.00	UNITED STATES TREASURY 1.375 01/31/2025	750,000.00		750,000.00
January 2025 Total					1,674,522.34	102,863.12	1,777,385.46
FEBRUARY 2025							
02/03/2025	Coupon	459058KW2	250,000.00	INTERNATIONAL BANK FOR RECONSTRUCTION AND DEVELOPM 4.625 08/01/2028		5,781.25	5,781.25
02/06/2025	Coupon	857477BR3	90,000.00	STATE STREET CORP 1.746 02/06/2026		785.70	785.70
02/06/2025	Effective Maturity	857477BR3	90,000.00	STATE STREET CORP 1.746 02/06/2026	90,000.00		90,000.00
02/14/2025	Coupon	3133ENPG9	415,000.00	FEDERAL FARM CREDIT BANKS FUNDING CORP 1.75 02/14/2025		3,631.25	3,631.25
02/14/2025	Final Maturity	3133ENPG9	415,000.00	FEDERAL FARM CREDIT BANKS FUNDING CORP 1.75 02/14/2025	415,000.00		415,000.00
02/17/2025	Coupon	161571HT4	340,000.00	CHAIT 2023-1 A 5.16 09/15/2028		1,462.00	1,462.00
02/17/2025	Coupon	362583AD8	115,000.00	GMCAR 2023-2 A3 4.47 02/16/2028		428.38	428.38
02/17/2025	Principal Paydown	362583AD8	115,000.00	GMCAR 2023-2 A3 4.47 02/16/2028	5,113.58		5,113.58
02/17/2025	Coupon	36265WAD5	53,598.47	GMCAR 2022-3 A3 3.64 04/16/2027		148.46	148.46
02/17/2025	Principal Paydown	36265WAD5	53,598.47	GMCAR 2022-3 A3 3.64 04/16/2027	4,778.43		4,778.43
02/17/2025	Coupon	38014AAD3	95,000.00	GMCAR 2024-4 A3 4.4 08/16/2029		338.04	338.04
02/17/2025	Coupon	43815BAC4	52,043.65	HAROT 2022-1 A3 1.88 05/15/2026		70.64	70.64
02/17/2025	Principal Paydown	43815BAC4	52,043.65	HAROT 2022-1 A3 1.88 05/15/2026	6,831.54		6,831.54
02/17/2025	Coupon	448976AD2	140,000.00	HART 2024-C A3 4.41 05/15/2029		514.50	514.50
02/17/2025	Coupon	448979AD6	145,489.90	HART 2023-A A3 4.58 04/15/2027		519.52	519.52
02/17/2025	Principal Paydown	448979AD6	145,489.90	HART 2023-A A3 4.58 04/15/2027	10,246.08		10,246.08
02/17/2025	Coupon	44934QAD3	90,000.00	HART 2024-B A3 4.84 03/15/2029		363.00	363.00
02/17/2025	Coupon	47787CAC7	310,000.00	JDOT 2023-C A3 5.48 05/15/2028		1,415.67	1,415.67
02/17/2025	Coupon	47787JAC2	38,059.09	JDOT 2022 A3 0.36 09/15/2026		60.57	60.57

CASH FLOW REPORT



City of Gardena Cons | Account #10647 | As of December 31, 2024

Payment Date	Transaction Type	CUSIP	Quantity	Security Description	Principal Amount	Income	Total Amount
02/17/2025	Principal Paydown	47787JAC2	38,059.09	JDOT 2022 A3 0.36 09/15/2026	4,173.80		4,173.80
02/17/2025	Coupon	47789QAC4	8,871.23	JDOT 2021-B A3 0.52 03/16/2026		2.67	2.67
02/17/2025	Principal Paydown	47789QAC4	8,871.23	JDOT 2021-B A3 0.52 03/16/2026	2,606.68		2,606.68
02/17/2025	Coupon	47800AAC4	82,411.60	JDOT 2022-B A3 3.74 02/16/2027		230.96	230.96
02/17/2025	Principal Paydown	47800AAC4	82,411.60	JDOT 2022-B A3 3.74 02/16/2027	6,940.29		6,940.29
02/17/2025	Coupon	47800BAC2	167,687.16	JDOT 2022-C A3 5.09 06/15/2027		657.32	657.32
02/17/2025	Principal Paydown	47800BAC2	167,687.16	JDOT 2022-C A3 5.09 06/15/2027	11,384.96		11,384.96
02/17/2025	Coupon	58769GAD5	130,000.00	MBALT 2024-B A3 4.23 02/15/2028		458.25	458.25
02/17/2025	Coupon	58770AAC7	85,564.63	MBART 2023-1 A3 4.51 11/15/2027		310.43	310.43
02/17/2025	Principal Paydown	58770AAC7	85,564.63	MBART 2023-1 A3 4.51 11/15/2027	5,037.18		5,037.18
02/17/2025	Coupon	89238FAD5	46,513.51	TAOT 2022-B A3 2.93 09/15/2026		101.34	101.34
02/17/2025	Principal Paydown	89238FAD5	46,513.51	TAOT 2022-B A3 2.93 09/15/2026	4,948.63		4,948.63
02/17/2025	Coupon	89238JAC9	10,967.43	TAOT 2021-D A3 0.71 04/15/2026		4.97	4.97
02/17/2025	Principal Paydown	89238JAC9	10,967.43	TAOT 2021-D A3 0.71 04/15/2026	2,311.40		2,311.40
02/17/2025	Coupon	89239TAD4	105,000.00	TAOT 2024-D A3 4.4 06/15/2029		385.00	385.00
02/18/2025	Coupon	02582JJT8	185,000.00	AMXCA 2022-2 A 3.39 05/17/2027		522.63	522.63
02/18/2025	Coupon	02582JJZ4	125,000.00	AMXCA 2023-1 A 4.87 05/15/2026		507.29	507.29
02/18/2025	Coupon	02582JKD1	340,000.00	AMXCA 2023-3 A 5.23 09/15/2028		1,481.83	1,481.83
02/18/2025	Coupon	06428CAA2	300,000.00	BANK OF AMERICA NA 5.526 08/18/2026		8,289.00	8,289.00
02/18/2025	Coupon	43815PAC3	54,507.51	HAROT 2022-2 A3 3.73 07/20/2026		152.15	152.15
02/18/2025	Principal Paydown	43815PAC3	54,507.51	HAROT 2022-2 A3 3.73 07/20/2026	5,601.58		5,601.58
02/18/2025	Coupon	438516CJ3	400,000.00	HONEYWELL INTERNATIONAL INC 4.95 02/15/2028		9,900.00	9,900.00
02/18/2025	Coupon	912828YB0	150,000.00	UNITED STATES TREASURY 1.625 08/15/2029		1,218.75	1,218.75
02/20/2025	Coupon	379929AD4	75,000.00	GMALT 2023-3 A3 5.38 11/20/2026		336.25	336.25
02/21/2025	Coupon	43815GAC3	13,334.17	HAROT 2021-4 A3 0.88 01/21/2026		7.70	7.70
02/21/2025	Principal Paydown	43815GAC3	13,334.17	HAROT 2021-4 A3 0.88 01/21/2026	2,779.46		2,779.46
02/21/2025	Coupon	43815JAC7	66,524.36	HAROT 2023-1 A3 5.04 04/21/2027		261.96	261.96
02/21/2025	Principal Paydown	43815JAC7	66,524.36	HAROT 2023-1 A3 5.04 04/21/2027	4,519.92		4,519.92
02/24/2025	Coupon	037833BY5	400,000.00	APPLE INC 3.25 02/23/2026		6,500.00	6,500.00
02/25/2025	Coupon	05593AAC3	10,275.02	BMWLT 2023-1 A3 5.16 11/25/2025		15.39	15.39
02/25/2025	Effective Maturity	05593AAC3	10,275.02	BMWLT 2023-1 A3 5.16 11/25/2025	3,578.72		3,578.72

CASH FLOW REPORT



City of Gardena Cons | Account #10647 | As of December 31, 2024

Payment Date	Transaction Type	CUSIP	Quantity	Security Description	Principal Amount	Income	Total Amount
02/25/2025	Coupon	05602RAD3	98,326.14	BMWOT 2022-A A3 3.21 08/25/2026		232.22	232.22
02/25/2025	Principal Paydown	05602RAD3	98,326.14	BMWOT 2022-A A3 3.21 08/25/2026	11,597.45		11,597.45
02/25/2025	Coupon	3137BNGT5	487,779.73	FHMS K-054 A2 2.745 01/25/2026		1,081.80	1,081.80
02/25/2025	Principal Paydown	3137BNGT5	487,779.73	FHMS K-054 A2 2.745 01/25/2026	881.04		881.04
02/25/2025	Coupon	3137BVZ82	320,000.00	FHMS K-063 A2 3.43 01/25/2027		914.67	914.67
02/25/2025	Coupon	3137FEBQ2	500,000.00	FHMS K-072 A2 3.444 12/25/2027		1,435.00	1,435.00
02/25/2025	Coupon	3137FETN0	465,000.00	FHMS K-073 A2 3.35 01/25/2028		1,298.13	1,298.13
02/25/2025	Coupon	3137FHPJ6	325,000.00	FHMS K-080 A2 3.926 07/25/2028		1,063.29	1,063.29
02/25/2025	Coupon	3137FJEH8	155,000.00	FHMS K-081 A2 3.9 08/25/2028		503.75	503.75
02/25/2025	Coupon	3137FJKE8	220,000.00	FHMS K-082 A2 3.92 09/25/2028		718.67	718.67
02/25/2025	Coupon	3137FJXV6	297,000.00	FHMS K-083 A2 4.05 09/25/2028		1,002.38	1,002.38
02/25/2025	Coupon	3137FJZ93	240,000.00	FHMS K-084 A2 3.78 10/25/2028		756.00	756.00
02/25/2025	Coupon	3137H4BY5	315,000.00	FHMS K-746 A2 2.031 09/25/2028		533.14	533.14
02/26/2025	Coupon	17275RBQ4	170,000.00	CISCO SYSTEMS INC 4.8 02/26/2027		4,080.00	4,080.00
02/27/2025	Coupon	459058LK7	170,000.00	INTERNATIONAL BANK FOR RECONSTRUCTION AND DEVELOPM 4.0 08/27/2026		3,400.00	3,400.00
02/28/2025	Coupon	9128284Z0	750,000.00	UNITED STATES TREASURY 2.75 08/31/2025		10,312.50	10,312.50
February 2025 Total					598,330.75	74,194.40	672,525.15
MARCH 2025							
03/07/2025	Coupon	24422EWB1	130,000.00	JOHN DEERE CAPITAL CORP 2.125 03/07/2025		1,381.25	1,381.25
03/07/2025	Final Maturity	24422EWB1	130,000.00	JOHN DEERE CAPITAL CORP 2.125 03/07/2025	130,000.00		130,000.00
03/10/2025	Coupon	3130ATS57	700,000.00	FEDERAL HOME LOAN BANKS 4.5 03/10/2028		15,750.00	15,750.00
03/10/2025	Coupon	57636QAW4	290,000.00	MASTERCARD INC 4.875 03/09/2028		7,068.75	7,068.75
03/10/2025	Coupon	931142EW9	80,000.00	WALMART INC 3.9 09/09/2025		1,560.00	1,560.00
03/17/2025	Coupon	02582JIT8	185,000.00	AMXCA 2022-2 A 3.39 05/17/2027		522.63	522.63
03/17/2025	Coupon	02582JJZ4	125,000.00	AMXCA 2023-1 A 4.87 05/15/2026		507.29	507.29
03/17/2025	Coupon	02582JKD1	340,000.00	AMXCA 2023-3 A 5.23 09/15/2028		1,481.83	1,481.83
03/17/2025	Coupon	161571HT4	340,000.00	CHAIT 2023-1 A 5.16 09/15/2028		1,462.00	1,462.00
03/17/2025	Coupon	362583AD8	115,000.00	GMCAR 2023-2 A3 4.47 02/16/2028		409.33	409.33
03/17/2025	Principal Paydown	362583AD8	115,000.00	GMCAR 2023-2 A3 4.47 02/16/2028	5,438.05		5,438.05
03/17/2025	Coupon	36265WAD5	53,598.47	GMCAR 2022-3 A3 3.64 04/16/2027		133.96	133.96

CASH FLOW REPORT



City of Gardena Cons | Account #10647 | As of December 31, 2024

Payment Date	Transaction Type	CUSIP	Quantity	Security Description	Principal Amount	Income	Total Amount
03/17/2025	Principal Paydown	36265WAD5	53,598.47	GMCAR 2022-3 A3 3.64 04/16/2027	4,440.73		4,440.73
03/17/2025	Coupon	38014AAD3	95,000.00	GMCAR 2024-4 A3 4.4 08/16/2029		338.04	338.04
03/17/2025	Coupon	437076CR1	110,000.00	HOME DEPOT INC 4.0 09/15/2025		2,200.00	2,200.00
03/17/2025	Coupon	43815BAC4	52,043.65	HAROT 2022-1 A3 1.88 05/15/2026		59.93	59.93
03/17/2025	Principal Paydown	43815BAC4	52,043.65	HAROT 2022-1 A3 1.88 05/15/2026	6,622.08		6,622.08
03/17/2025	Coupon	448976AD2	140,000.00	HART 2024-C A3 4.41 05/15/2029		514.50	514.50
03/17/2025	Coupon	448979AD6	145,489.90	HART 2023-A A3 4.58 04/15/2027		480.42	480.42
03/17/2025	Principal Paydown	448979AD6	145,489.90	HART 2023-A A3 4.58 04/15/2027	9,905.15		9,905.15
03/17/2025	Coupon	44934QAD3	90,000.00	HART 2024-B A3 4.84 03/15/2029		363.00	363.00
03/17/2025	Coupon	47787CAC7	310,000.00	JDOT 2023-C A3 5.48 05/15/2028		1,415.67	1,415.67
03/17/2025	Coupon	47787JAC2	38,059.09	JDOT 2022 A3 0.36 09/15/2026		52.50	52.50
03/17/2025	Principal Paydown	47787JAC2	38,059.09	JDOT 2022 A3 0.36 09/15/2026	3,410.00		3,410.00
03/17/2025	Coupon	47789QAC4	8,871.23	JDOT 2021-B A3 0.52 03/16/2026		1.54	1.54
03/17/2025	Principal Paydown	47789QAC4	8,871.23	JDOT 2021-B A3 0.52 03/16/2026	2,187.43		2,187.43
03/17/2025	Coupon	47800AAC4	82,411.60	JDOT 2022-B A3 3.74 02/16/2027		209.33	209.33
03/17/2025	Principal Paydown	47800AAC4	82,411.60	JDOT 2022-B A3 3.74 02/16/2027	6,139.82		6,139.82
03/17/2025	Coupon	47800BAC2	167,687.16	JDOT 2022-C A3 5.09 06/15/2027		609.03	609.03
03/17/2025	Principal Paydown	47800BAC2	167,687.16	JDOT 2022-C A3 5.09 06/15/2027	10,363.06		10,363.06
03/17/2025	Coupon	58769GAD5	130,000.00	MBALT 2024-B A3 4.23 02/15/2028		458.25	458.25
03/17/2025	Coupon	58770AAC7	85,564.63	MBART 2023-1 A3 4.51 11/15/2027		291.50	291.50
03/17/2025	Principal Paydown	58770AAC7	85,564.63	MBART 2023-1 A3 4.51 11/15/2027	4,863.04		4,863.04
03/17/2025	Coupon	89238FAD5	46,513.51	TAOT 2022-B A3 2.93 09/15/2026		89.26	89.26
03/17/2025	Principal Paydown	89238FAD5	46,513.51	TAOT 2022-B A3 2.93 09/15/2026	4,815.20		4,815.20
03/17/2025	Coupon	89238JAC9	10,967.43	TAOT 2021-D A3 0.71 04/15/2026		3.61	3.61
03/17/2025	Principal Paydown	89238JAC9	10,967.43	TAOT 2021-D A3 0.71 04/15/2026	2,240.57		2,240.57
03/17/2025	Coupon	89239TAD4	105,000.00	TAOT 2024-D A3 4.4 06/15/2029		385.00	385.00
03/17/2025	Coupon	91282CFK2	475,000.00	UNITED STATES TREASURY 3.5 09/15/2025		8,312.50	8,312.50
03/17/2025	Coupon	931142ER0	40,000.00	WALMART INC 1.05 09/17/2026		210.00	210.00
03/18/2025	Coupon	43815PAC3	54,507.51	HAROT 2022-2 A3 3.73 07/20/2026		134.74	134.74
03/18/2025	Principal Paydown	43815PAC3	54,507.51	HAROT 2022-2 A3 3.73 07/20/2026	5,431.47		5,431.47
03/18/2025	Coupon	857477CL5	365,000.00	STATE STREET CORP 4.993 03/18/2027		9,112.23	9,112.23
03/20/2025	Coupon	379929AD4	75,000.00	GMALT 2023-3 A3 5.38 11/20/2026		336.25	336.25

CASH FLOW REPORT



City of Gardena Cons | Account #10647 | As of December 31, 2024

Payment Date	Transaction Type	CUSIP	Quantity	Security Description	Principal Amount	Income	Total Amount
03/20/2025	Principal Paydown	379929AD4	75,000.00	GMALT 2023-3 A3 5.38 11/20/2026	6,535.94		6,535.94
03/21/2025	Coupon	43815GAC3	13,334.17	HAROT 2021-4 A3 0.88 01/21/2026		5.66	5.66
03/21/2025	Principal Paydown	43815GAC3	13,334.17	HAROT 2021-4 A3 0.88 01/21/2026	2,694.38		2,694.38
03/21/2025	Coupon	43815JAC7	66,524.36	HAROT 2023-1 A3 5.04 04/21/2027		242.98	242.98
03/21/2025	Principal Paydown	43815JAC7	66,524.36	HAROT 2023-1 A3 5.04 04/21/2027	4,368.94		4,368.94
03/25/2025	Coupon	05602RAD3	98,326.14	BMWOT 2022-A A3 3.21 08/25/2026		201.20	201.20
03/25/2025	Principal Paydown	05602RAD3	98,326.14	BMWOT 2022-A A3 3.21 08/25/2026	11,227.90		11,227.90
03/25/2025	Coupon	3137BNGT5	487,779.73	FHMS K-054 A2 2.745 01/25/2026		1,079.78	1,079.78
03/25/2025	Principal Paydown	3137BNGT5	487,779.73	FHMS K-054 A2 2.745 01/25/2026	1,059.90		1,059.90
03/25/2025	Coupon	3137BVZ82	320,000.00	FHMS K-063 A2 3.43 01/25/2027		914.67	914.67
03/25/2025	Coupon	3137FEBQ2	500,000.00	FHMS K-072 A2 3.444 12/25/2027		1,435.00	1,435.00
03/25/2025	Coupon	3137FETN0	465,000.00	FHMS K-073 A2 3.35 01/25/2028		1,298.13	1,298.13
03/25/2025	Coupon	3137FHPJ6	325,000.00	FHMS K-080 A2 3.926 07/25/2028		1,063.29	1,063.29
03/25/2025	Coupon	3137FJEH8	155,000.00	FHMS K-081 A2 3.9 08/25/2028		503.75	503.75
03/25/2025	Coupon	3137FJKE8	220,000.00	FHMS K-082 A2 3.92 09/25/2028		718.67	718.67
03/25/2025	Coupon	3137FJXV6	297,000.00	FHMS K-083 A2 4.05 09/25/2028		1,002.38	1,002.38
03/25/2025	Coupon	3137FJZ93	240,000.00	FHMS K-084 A2 3.78 10/25/2028		756.00	756.00
03/25/2025	Coupon	3137H4BY5	315,000.00	FHMS K-746 A2 2.031 09/25/2028		533.14	533.14
03/31/2025	Coupon	9128286L9	750,000.00	UNITED STATES TREASURY 2.25 03/31/2026		8,437.50	8,437.50
03/31/2025	Coupon	912828YG9	300,000.00	UNITED STATES TREASURY 1.625 09/30/2026		2,437.50	2,437.50
03/31/2025	Coupon	912828ZF0	350,000.00	UNITED STATES TREASURY 0.5 03/31/2025		875.00	875.00
03/31/2025	Final Maturity	912828ZF0	350,000.00	UNITED STATES TREASURY 0.5 03/31/2025	350,000.00		350,000.00
03/31/2025	Coupon	91282CEF4	750,000.00	UNITED STATES TREASURY 2.5 03/31/2027		9,375.00	9,375.00
03/31/2025	Coupon	91282CFM8	570,000.00	UNITED STATES TREASURY 4.125 09/30/2027		11,756.25	11,756.25
03/31/2025	Coupon	91282CGT2	600,000.00	UNITED STATES TREASURY 3.625 03/31/2028		10,875.00	10,875.00
March 2025 Total					571,743.64	109,365.21	681,108.85
APRIL 2025							
04/07/2025	Coupon	89115A2W1	400,000.00	TORONTO-DOMINION BANK 4.98 04/05/2027		9,960.00	9,960.00
04/09/2025	Coupon	3130B3A29	600,000.00	FEDERAL HOME LOAN BANKS 4.0 10/09/2026		11,866.67	11,866.67
04/15/2025	Coupon	02582JJT8	185,000.00	AMXCA 2022-2 A 3.39 05/17/2027		522.63	522.63
04/15/2025	Coupon	02582JJZ4	125,000.00	AMXCA 2023-1 A 4.87 05/15/2026		507.29	507.29
04/15/2025	Coupon	02582JKD1	340,000.00	AMXCA 2023-3 A 5.23 09/15/2028		1,481.83	1,481.83

CASH FLOW REPORT



City of Gardena Cons | Account #10647 | As of December 31, 2024

Payment Date	Transaction Type	CUSIP	Quantity	Security Description	Principal Amount	Income	Total Amount
04/15/2025	Coupon	161571HT4	340,000.00	CHAIT 2023-1 A 5.16 09/15/2028		1,462.00	1,462.00
04/15/2025	Coupon	20030NCS8	400,000.00	COMCAST CORP 3.95 10/15/2025		7,900.00	7,900.00
04/15/2025	Coupon	43815BAC4	52,043.65	HAROT 2022-1 A3 1.88 05/15/2026		49.56	49.56
04/15/2025	Principal Paydown	43815BAC4	52,043.65	HAROT 2022-1 A3 1.88 05/15/2026	6,709.89		6,709.89
04/15/2025	Coupon	448976AD2	140,000.00	HART 2024-C A3 4.41 05/15/2029		514.50	514.50
04/15/2025	Coupon	448979AD6	145,489.90	HART 2023-A A3 4.58 04/15/2027		442.61	442.61
04/15/2025	Principal Paydown	448979AD6	145,489.90	HART 2023-A A3 4.58 04/15/2027	10,309.97		10,309.97
04/15/2025	Coupon	44934QAD3	90,000.00	HART 2024-B A3 4.84 03/15/2029		363.00	363.00
04/15/2025	Coupon	47787CAC7	310,000.00	JDOT 2023-C A3 5.48 05/15/2028		1,415.67	1,415.67
04/15/2025	Coupon	47787JAC2	38,059.09	JDOT 2022 A3 0.36 09/15/2026		45.91	45.91
04/15/2025	Principal Paydown	47787JAC2	38,059.09	JDOT 2022 A3 0.36 09/15/2026	4,336.22		4,336.22
04/15/2025	Coupon	47789QAC4	8,871.23	JDOT 2021-B A3 0.52 03/16/2026		0.60	0.60
04/15/2025	Effective Maturity	47789QAC4	8,871.23	JDOT 2021-B A3 0.52 03/16/2026	1,373.81		1,373.81
04/15/2025	Coupon	47800AAC4	82,411.60	JDOT 2022-B A3 3.74 02/16/2027		190.20	190.20
04/15/2025	Principal Paydown	47800AAC4	82,411.60	JDOT 2022-B A3 3.74 02/16/2027	8,177.24		8,177.24
04/15/2025	Coupon	47800BAC2	167,687.16	JDOT 2022-C A3 5.09 06/15/2027		565.07	565.07
04/15/2025	Principal Paydown	47800BAC2	167,687.16	JDOT 2022-C A3 5.09 06/15/2027	12,266.62		12,266.62
04/15/2025	Coupon	58769GAD5	130,000.00	MBALT 2024-B A3 4.23 02/15/2028		458.25	458.25
04/15/2025	Coupon	58770AAC7	85,564.63	MBART 2023-1 A3 4.51 11/15/2027		273.22	273.22
04/15/2025	Principal Paydown	58770AAC7	85,564.63	MBART 2023-1 A3 4.51 11/15/2027	5,075.59		5,075.59
04/15/2025	Coupon	89238FAD5	46,513.51	TAOT 2022-B A3 2.93 09/15/2026		77.50	77.50
04/15/2025	Principal Paydown	89238FAD5	46,513.51	TAOT 2022-B A3 2.93 09/15/2026	4,929.14		4,929.14
04/15/2025	Coupon	89238JAC9	10,967.43	TAOT 2021-D A3 0.71 04/15/2026		2.28	2.28
04/15/2025	Principal Paydown	89238JAC9	10,967.43	TAOT 2021-D A3 0.71 04/15/2026	2,270.25		2,270.25
04/15/2025	Coupon	89239TAD4	105,000.00	TAOT 2024-D A3 4.4 06/15/2029		385.00	385.00
04/15/2025	Coupon	91282CEH0	450,000.00	UNITED STATES TREASURY 2.625 04/15/2025		5,906.25	5,906.25
04/15/2025	Final Maturity	91282CEH0	450,000.00	UNITED STATES TREASURY 2.625 04/15/2025	450,000.00		450,000.00
04/15/2025	Coupon	91282CFP1	550,000.00	UNITED STATES TREASURY 4.25 10/15/2025		11,687.50	11,687.50
04/15/2025	Coupon	91282CJC6	475,000.00	UNITED STATES TREASURY 4.625 10/15/2026		10,984.38	10,984.38
04/16/2025	Coupon	362583AD8	115,000.00	GMCAR 2023-2 A3 4.47 02/16/2028		389.07	389.07
04/16/2025	Principal Paydown	362583AD8	115,000.00	GMCAR 2023-2 A3 4.47 02/16/2028	6,744.62		6,744.62
04/16/2025	Coupon	36265WAD5	53,598.47	GMCAR 2022-3 A3 3.64 04/16/2027		120.49	120.49

CASH FLOW REPORT



City of Gardena Cons | Account #10647 | As of December 31, 2024

Payment Date	Transaction Type	CUSIP	Quantity	Security Description	Principal Amount	Income	Total Amount
04/16/2025	Principal Paydown	36265WAD5	53,598.47	GMCAR 2022-3 A3 3.64 04/16/2027	4,592.64		4,592.64
04/16/2025	Coupon	38014AAD3	95,000.00	GMCAR 2024-4 A3 4.4 08/16/2029		338.04	338.04
04/16/2025	Coupon	459058LN1	300,000.00	INTERNATIONAL BANK FOR RECONSTRUCTION AND DEVELOPM 3.875 10/16/2029		5,812.50	5,812.50
04/18/2025	Coupon	43815PAC3	54,507.51	HAROT 2022-2 A3 3.73 07/20/2026		117.85	117.85
04/18/2025	Principal Paydown	43815PAC3	54,507.51	HAROT 2022-2 A3 3.73 07/20/2026	5,524.41		5,524.41
04/21/2025	Coupon	379929AD4	75,000.00	GMALT 2023-3 A3 5.38 11/20/2026		306.95	306.95
04/21/2025	Principal Paydown	379929AD4	75,000.00	GMALT 2023-3 A3 5.38 11/20/2026	7,888.75		7,888.75
04/21/2025	Coupon	43815GAC3	13,334.17	HAROT 2021-4 A3 0.88 01/21/2026		3.69	3.69
04/21/2025	Principal Paydown	43815GAC3	13,334.17	HAROT 2021-4 A3 0.88 01/21/2026	2,711.81		2,711.81
04/21/2025	Coupon	43815JAC7	66,524.36	HAROT 2023-1 A3 5.04 04/21/2027		224.63	224.63
04/21/2025	Principal Paydown	43815JAC7	66,524.36	HAROT 2023-1 A3 5.04 04/21/2027	4,494.14		4,494.14
04/25/2025	Coupon	05602RAD3	98,326.14	BMWOT 2022-A A3 3.21 08/25/2026		171.16	171.16
04/25/2025	Principal Paydown	05602RAD3	98,326.14	BMWOT 2022-A A3 3.21 08/25/2026	11,470.95		11,470.95
04/25/2025	Coupon	3137BNGT5	487,779.73	FHMS K-054 A2 2.745 01/25/2026		1,077.36	1,077.36
04/25/2025	Principal Paydown	3137BNGT5	487,779.73	FHMS K-054 A2 2.745 01/25/2026	886.86		886.86
04/25/2025	Coupon	3137BVZ82	320,000.00	FHMS K-063 A2 3.43 01/25/2027		914.67	914.67
04/25/2025	Coupon	3137FEBQ2	500,000.00	FHMS K-072 A2 3.444 12/25/2027		1,435.00	1,435.00
04/25/2025	Coupon	3137FETN0	465,000.00	FHMS K-073 A2 3.35 01/25/2028		1,298.13	1,298.13
04/25/2025	Coupon	3137FHPJ6	325,000.00	FHMS K-080 A2 3.926 07/25/2028		1,063.29	1,063.29
04/25/2025	Coupon	3137FJEH8	155,000.00	FHMS K-081 A2 3.9 08/25/2028		503.75	503.75
04/25/2025	Coupon	3137FJKE8	220,000.00	FHMS K-082 A2 3.92 09/25/2028		718.67	718.67
04/25/2025	Coupon	3137FJXV6	297,000.00	FHMS K-083 A2 4.05 09/25/2028		1,002.38	1,002.38
04/25/2025	Coupon	3137FJZ93	240,000.00	FHMS K-084 A2 3.78 10/25/2028		756.00	756.00
04/25/2025	Coupon	3137H4BY5	315,000.00	FHMS K-746 A2 2.031 09/25/2028		533.14	533.14
April 2025 Total					549,762.92	83,848.66	633,611.58
MAY 2025							
05/01/2025	Coupon	74456QBU9	300,000.00	PUBLIC SERVICE ELECTRIC AND GAS CO 3.7 05/01/2028		5,550.00	5,550.00
05/07/2025	Coupon	3135G06G3	350,000.00	FEDERAL NATIONAL MORTGAGE ASSOCIATION 0.5 11/07/2025		875.00	875.00
05/12/2025	Coupon	665859AW4	450,000.00	NORTHERN TRUST CORP 4.0 05/10/2027		9,000.00	9,000.00

CASH FLOW REPORT



City of Gardena Cons | Account #10647 | As of December 31, 2024

Payment Date	Transaction Type	CUSIP	Quantity	Security Description	Principal Amount	Income	Total Amount
05/13/2025	Coupon	63743HFK3	390,000.00	NATIONAL RURAL UTILITIES COOPERATIVE FINANCE CORP 5.6 11/13/2026		10,920.00	10,920.00
05/14/2025	Coupon	14913UAL4	405,000.00	CATERPILLAR FINANCIAL SERVICES CORP 5.0 05/14/2027		10,125.00	10,125.00
05/15/2025	Coupon	02582JJT8	185,000.00	AMXCA 2022-2 A 3.39 05/17/2027		522.63	522.63
05/15/2025	Final Maturity	02582JJT8	185,000.00	AMXCA 2022-2 A 3.39 05/17/2027	185,000.00		185,000.00
05/15/2025	Coupon	02582JJZ4	125,000.00	AMXCA 2023-1 A 4.87 05/15/2026		507.29	507.29
05/15/2025	Coupon	02582JKD1	340,000.00	AMXCA 2023-3 A 5.23 09/15/2028		1,481.83	1,481.83
05/15/2025	Coupon	161571HT4	340,000.00	CHAIT 2023-1 A 5.16 09/15/2028		1,462.00	1,462.00
05/15/2025	Coupon	43815BAC4	52,043.65	HAROT 2022-1 A3 1.88 05/15/2026		39.05	39.05
05/15/2025	Principal Paydown	43815BAC4	52,043.65	HAROT 2022-1 A3 1.88 05/15/2026	6,454.96		6,454.96
05/15/2025	Coupon	448976AD2	140,000.00	HART 2024-C A3 4.41 05/15/2029		514.50	514.50
05/15/2025	Coupon	448979AD6	145,489.90	HART 2023-A A3 4.58 04/15/2027		403.26	403.26
05/15/2025	Principal Paydown	448979AD6	145,489.90	HART 2023-A A3 4.58 04/15/2027	9,876.93		9,876.93
05/15/2025	Coupon	44934QAD3	90,000.00	HART 2024-B A3 4.84 03/15/2029		363.00	363.00
05/15/2025	Coupon	47787CAC7	310,000.00	JDOT 2023-C A3 5.48 05/15/2028		1,415.67	1,415.67
05/15/2025	Coupon	47787JAC2	38,059.09	JDOT 2022 A3 0.36 09/15/2026		37.52	37.52
05/15/2025	Principal Paydown	47787JAC2	38,059.09	JDOT 2022 A3 0.36 09/15/2026	3,979.98		3,979.98
05/15/2025	Coupon	47800AAC4	82,411.60	JDOT 2022-B A3 3.74 02/16/2027		164.71	164.71
05/15/2025	Principal Paydown	47800AAC4	82,411.60	JDOT 2022-B A3 3.74 02/16/2027	7,218.15		7,218.15
05/15/2025	Coupon	47800BAC2	167,687.16	JDOT 2022-C A3 5.09 06/15/2027		513.04	513.04
05/15/2025	Principal Paydown	47800BAC2	167,687.16	JDOT 2022-C A3 5.09 06/15/2027	10,750.37		10,750.37
05/15/2025	Coupon	58769GAD5	130,000.00	MBALT 2024-B A3 4.23 02/15/2028		458.25	458.25
05/15/2025	Coupon	58770AAC7	85,564.63	MBART 2023-1 A3 4.51 11/15/2027		254.14	254.14
05/15/2025	Principal Paydown	58770AAC7	85,564.63	MBART 2023-1 A3 4.51 11/15/2027	4,858.51		4,858.51
05/15/2025	Coupon	89238FAD5	46,513.51	TAOT 2022-B A3 2.93 09/15/2026		65.46	65.46
05/15/2025	Principal Paydown	89238FAD5	46,513.51	TAOT 2022-B A3 2.93 09/15/2026	4,560.83		4,560.83
05/15/2025	Coupon	89238JAC9	10,967.43	TAOT 2021-D A3 0.71 04/15/2026		0.94	0.94
05/15/2025	Effective Maturity	89238JAC9	10,967.43	TAOT 2021-D A3 0.71 04/15/2026	1,584.43		1,584.43
05/15/2025	Coupon	89239TAD4	105,000.00	TAOT 2024-D A3 4.4 06/15/2029		385.00	385.00
05/15/2025	Coupon	9128283F5	800,000.00	UNITED STATES TREASURY 2.25 11/15/2027		9,000.00	9,000.00
05/15/2025	Coupon	912828R36	250,000.00	UNITED STATES TREASURY 1.625 05/15/2026		2,031.25	2,031.25

CASH FLOW REPORT



City of Gardena Cons | Account #10647 | As of December 31, 2024

Payment Date	Transaction Type	CUSIP	Quantity	Security Description	Principal Amount	Income	Total Amount
05/15/2025	Coupon	912828U24	625,000.00	UNITED STATES TREASURY 2.0 11/15/2026		6,250.00	6,250.00
05/15/2025	Coupon	912828X88	350,000.00	UNITED STATES TREASURY 2.375 05/15/2027		4,156.25	4,156.25
05/16/2025	Coupon	362583AD8	115,000.00	GMCAR 2023-2 A3 4.47 02/16/2028		363.95	363.95
05/16/2025	Principal Paydown	362583AD8	115,000.00	GMCAR 2023-2 A3 4.47 02/16/2028	6,442.58		6,442.58
05/16/2025	Coupon	36265WAD5	53,598.47	GMCAR 2022-3 A3 3.64 04/16/2027		106.56	106.56
05/16/2025	Principal Paydown	36265WAD5	53,598.47	GMCAR 2022-3 A3 3.64 04/16/2027	4,402.17		4,402.17
05/16/2025	Coupon	38014AAD3	95,000.00	GMCAR 2024-4 A3 4.4 08/16/2029		338.04	338.04
05/16/2025	Coupon	89236TMF9	400,000.00	TOYOTA MOTOR CREDIT CORP 5.05 05/16/2029		10,100.00	10,100.00
05/19/2025	Coupon	43815PAC3	54,507.51	HAROT 2022-2 A3 3.73 07/20/2026		100.68	100.68
05/19/2025	Principal Paydown	43815PAC3	54,507.51	HAROT 2022-2 A3 3.73 07/20/2026	5,309.15		5,309.15
05/19/2025	Coupon	58933YBH7	90,000.00	MERCK & CO INC 4.05 05/17/2028		1,822.50	1,822.50
05/20/2025	Coupon	3133ERFJ5	330,000.00	FEDERAL FARM CREDIT BANKS FUNDING CORP 4.5 05/20/2027		7,425.00	7,425.00
05/20/2025	Coupon	379929AD4	75,000.00	GMALT 2023-3 A3 5.38 11/20/2026		271.58	271.58
05/20/2025	Principal Paydown	379929AD4	75,000.00	GMALT 2023-3 A3 5.38 11/20/2026	9,886.05		9,886.05
05/21/2025	Coupon	43815GAC3	13,334.17	HAROT 2021-4 A3 0.88 01/21/2026		1.70	1.70
05/21/2025	Effective Maturity	43815GAC3	13,334.17	HAROT 2021-4 A3 0.88 01/21/2026	2,317.11		2,317.11
05/21/2025	Coupon	43815JAC7	66,524.36	HAROT 2023-1 A3 5.04 04/21/2027		205.75	205.75
05/21/2025	Principal Paydown	43815JAC7	66,524.36	HAROT 2023-1 A3 5.04 04/21/2027	4,308.38		4,308.38
05/26/2025	Coupon	05602RAD3	98,326.14	BMWOT 2022-A A3 3.21 08/25/2026		140.48	140.48
05/26/2025	Principal Paydown	05602RAD3	98,326.14	BMWOT 2022-A A3 3.21 08/25/2026	11,015.37		11,015.37
05/26/2025	Coupon	3137BNGT5	487,779.73	FHMS K-054 A2 2.745 01/25/2026		1,075.33	1,075.33
05/26/2025	Principal Paydown	3137BNGT5	487,779.73	FHMS K-054 A2 2.745 01/25/2026	947.88		947.88
05/26/2025	Coupon	3137BVZ82	320,000.00	FHMS K-063 A2 3.43 01/25/2027		914.67	914.67
05/26/2025	Coupon	3137FEBQ2	500,000.00	FHMS K-072 A2 3.444 12/25/2027		1,435.00	1,435.00
05/26/2025	Coupon	3137FETN0	465,000.00	FHMS K-073 A2 3.35 01/25/2028		1,298.13	1,298.13
05/26/2025	Coupon	3137FHPJ6	325,000.00	FHMS K-080 A2 3.926 07/25/2028		1,063.29	1,063.29
05/26/2025	Coupon	3137FJEH8	155,000.00	FHMS K-081 A2 3.9 08/25/2028		503.75	503.75
05/26/2025	Coupon	3137FJKE8	220,000.00	FHMS K-082 A2 3.92 09/25/2028		718.67	718.67
05/26/2025	Coupon	3137FJXV6	297,000.00	FHMS K-083 A2 4.05 09/25/2028		1,002.38	1,002.38
05/26/2025	Coupon	3137FJZ93	240,000.00	FHMS K-084 A2 3.78 10/25/2028		756.00	756.00
05/26/2025	Coupon	3137H4BY5	315,000.00	FHMS K-746 A2 2.031 09/25/2028		533.14	533.14

CASH FLOW REPORT



City of Gardena Cons | Account #10647 | As of December 31, 2024

Payment Date	Transaction Type	CUSIP	Quantity	Security Description	Principal Amount	Income	Total Amount
May 2025 Total					278,912.86	96,672.38	375,585.24
JUNE 2025							
06/02/2025	Coupon	26444HAH4	450,000.00	DUKE ENERGY FLORIDA LLC 2.5 12/01/2029		5,625.00	5,625.00
06/02/2025	Coupon	912828ZT0	365,000.00	UNITED STATES TREASURY 0.25 05/31/2025		456.25	456.25
06/02/2025	Final Maturity	912828ZT0	365,000.00	UNITED STATES TREASURY 0.25 05/31/2025	365,000.00		365,000.00
06/02/2025	Coupon	91282CAZ4	750,000.00	UNITED STATES TREASURY 0.375 11/30/2025		1,406.25	1,406.25
06/02/2025	Coupon	91282CMA6	200,000.00	UNITED STATES TREASURY 4.125 11/30/2029		4,125.00	4,125.00
06/09/2025	Coupon	3133ERGL9	450,000.00	FEDERAL FARM CREDIT BANKS FUNDING CORP 4.5 06/07/2028		10,125.00	10,125.00
06/11/2025	Coupon	89115A2V3	160,000.00	TORONTO-DOMINION BANK 5.264 12/11/2026		4,211.20	4,211.20
06/16/2025	Coupon	02582JJZ4	125,000.00	AMXCA 2023-1 A 4.87 05/15/2026		507.29	507.29
06/16/2025	Coupon	02582JKD1	340,000.00	AMXCA 2023-3 A 5.23 09/15/2028		1,481.83	1,481.83
06/16/2025	Coupon	161571HT4	340,000.00	CHAIT 2023-1 A 5.16 09/15/2028		1,462.00	1,462.00
06/16/2025	Coupon	3133EPN50	650,000.00	FEDERAL FARM CREDIT BANKS FUNDING CORP 4.25 12/15/2028		13,812.50	13,812.50
06/16/2025	Coupon	341081GT8	330,000.00	FLORIDA POWER & LIGHT CO 5.15 06/15/2029		8,497.50	8,497.50
06/16/2025	Coupon	362583AD8	115,000.00	GMCAR 2023-2 A3 4.47 02/16/2028		339.95	339.95
06/16/2025	Principal Paydown	362583AD8	115,000.00	GMCAR 2023-2 A3 4.47 02/16/2028	6,329.51		6,329.51
06/16/2025	Coupon	36265WAD5	53,598.47	GMCAR 2022-3 A3 3.64 04/16/2027		93.21	93.21
06/16/2025	Principal Paydown	36265WAD5	53,598.47	GMCAR 2022-3 A3 3.64 04/16/2027	4,318.05		4,318.05
06/16/2025	Coupon	38014AAD3	95,000.00	GMCAR 2024-4 A3 4.4 08/16/2029		338.04	338.04
06/16/2025	Coupon	43815BAC4	52,043.65	HAROT 2022-1 A3 1.88 05/15/2026		28.93	28.93
06/16/2025	Principal Paydown	43815BAC4	52,043.65	HAROT 2022-1 A3 1.88 05/15/2026	6,296.67		6,296.67
06/16/2025	Coupon	448976AD2	140,000.00	HART 2024-C A3 4.41 05/15/2029		514.50	514.50
06/16/2025	Coupon	448979AD6	145,489.90	HART 2023-A A3 4.58 04/15/2027		365.57	365.57
06/16/2025	Principal Paydown	448979AD6	145,489.90	HART 2023-A A3 4.58 04/15/2027	9,689.19		9,689.19
06/16/2025	Coupon	44934QAD3	90,000.00	HART 2024-B A3 4.84 03/15/2029		363.00	363.00
06/16/2025	Coupon	47787CAC7	310,000.00	JDOT 2023-C A3 5.48 05/15/2028		1,415.67	1,415.67
06/16/2025	Principal Paydown	47787CAC7	310,000.00	JDOT 2023-C A3 5.48 05/15/2028	13,495.79		13,495.79
06/16/2025	Coupon	47787JAC2	38,059.09	JDOT 2022 A3 0.36 09/15/2026		29.83	29.83
06/16/2025	Principal Paydown	47787JAC2	38,059.09	JDOT 2022 A3 0.36 09/15/2026	3,220.47		3,220.47
06/16/2025	Coupon	47800AAC4	82,411.60	JDOT 2022-B A3 3.74 02/16/2027		142.22	142.22

CASH FLOW REPORT



City of Gardena Cons | Account #10647 | As of December 31, 2024

Payment Date	Transaction Type	CUSIP	Quantity	Security Description	Principal Amount	Income	Total Amount
06/16/2025	Principal Paydown	47800AAC4	82,411.60	JDOT 2022-B A3 3.74 02/16/2027	4,570.86		4,570.86
06/16/2025	Coupon	47800BAC2	167,687.16	JDOT 2022-C A3 5.09 06/15/2027		467.44	467.44
06/16/2025	Principal Paydown	47800BAC2	167,687.16	JDOT 2022-C A3 5.09 06/15/2027	9,288.85		9,288.85
06/16/2025	Coupon	58769GAD5	130,000.00	MBALT 2024-B A3 4.23 02/15/2028		458.25	458.25
06/16/2025	Coupon	58770AAC7	85,564.63	MBART 2023-1 A3 4.51 11/15/2027		235.88	235.88
06/16/2025	Principal Paydown	58770AAC7	85,564.63	MBART 2023-1 A3 4.51 11/15/2027	4,767.09		4,767.09
06/16/2025	Coupon	63743HFE7	95,000.00	NATIONAL RURAL UTILITIES COOPERATIVE FINANCE CORP 3.45 06/15/2025		1,638.75	1,638.75
06/16/2025	Final Maturity	63743HFE7	95,000.00	NATIONAL RURAL UTILITIES COOPERATIVE FINANCE CORP 3.45 06/15/2025	95,000.00		95,000.00
06/16/2025	Coupon	89238FAD5	46,513.51	TAOT 2022-B A3 2.93 09/15/2026		54.33	54.33
06/16/2025	Principal Paydown	89238FAD5	46,513.51	TAOT 2022-B A3 2.93 09/15/2026	4,386.38		4,386.38
06/16/2025	Coupon	89239TAD4	105,000.00	TAOT 2024-D A3 4.4 06/15/2029		385.00	385.00
06/16/2025	Coupon	91282CEU1	500,000.00	UNITED STATES TREASURY 2.875 06/15/2025		7,187.50	7,187.50
06/16/2025	Final Maturity	91282CEU1	500,000.00	UNITED STATES TREASURY 2.875 06/15/2025	500,000.00		500,000.00
06/16/2025	Coupon	91282CGA3	600,000.00	UNITED STATES TREASURY 4.0 12/15/2025		12,000.00	12,000.00
06/16/2025	Coupon	91282CHH7	475,000.00	UNITED STATES TREASURY 4.125 06/15/2026		9,796.88	9,796.88
06/16/2025	Coupon	91282CJP7	300,000.00	UNITED STATES TREASURY 4.375 12/15/2026		6,562.50	6,562.50
06/18/2025	Coupon	43815PAC3	54,507.51	HAROT 2022-2 A3 3.73 07/20/2026		84.18	84.18
06/18/2025	Principal Paydown	43815PAC3	54,507.51	HAROT 2022-2 A3 3.73 07/20/2026	4,774.98		4,774.98
06/20/2025	Coupon	379929AD4	75,000.00	GMALT 2023-3 A3 5.38 11/20/2026		227.26	227.26
06/20/2025	Principal Paydown	379929AD4	75,000.00	GMALT 2023-3 A3 5.38 11/20/2026	8,974.68		8,974.68
06/23/2025	Coupon	43815JAC7	66,524.36	HAROT 2023-1 A3 5.04 04/21/2027		187.66	187.66
06/23/2025	Principal Paydown	43815JAC7	66,524.36	HAROT 2023-1 A3 5.04 04/21/2027	4,213.50		4,213.50
06/25/2025	Coupon	05602RAD3	98,326.14	BMWOT 2022-A A3 3.21 08/25/2026		111.01	111.01
06/25/2025	Principal Paydown	05602RAD3	98,326.14	BMWOT 2022-A A3 3.21 08/25/2026	10,373.42		10,373.42
06/25/2025	Coupon	3137BNGT5	487,779.73	FHMS K-054 A2 2.745 01/25/2026		1,073.16	1,073.16
06/25/2025	Principal Paydown	3137BNGT5	487,779.73	FHMS K-054 A2 2.745 01/25/2026	18,745.57		18,745.57
06/25/2025	Coupon	3137BVZ82	320,000.00	FHMS K-063 A2 3.43 01/25/2027		914.67	914.67
06/25/2025	Coupon	3137FEBQ2	500,000.00	FHMS K-072 A2 3.444 12/25/2027		1,435.00	1,435.00
06/25/2025	Coupon	3137FETN0	465,000.00	FHMS K-073 A2 3.35 01/25/2028		1,298.13	1,298.13
06/25/2025	Coupon	3137FHPJ6	325,000.00	FHMS K-080 A2 3.926 07/25/2028		1,063.29	1,063.29

CASH FLOW REPORT



City of Gardena Cons | Account #10647 | As of December 31, 2024

Payment Date	Transaction Type	CUSIP	Quantity	Security Description	Principal Amount	Income	Total Amount
06/25/2025	Coupon	3137FJEH8	155,000.00	FHMS K-081 A2 3.9 08/25/2028		503.75	503.75
06/25/2025	Coupon	3137FJKE8	220,000.00	FHMS K-082 A2 3.92 09/25/2028		718.67	718.67
06/25/2025	Coupon	3137FJXV6	297,000.00	FHMS K-083 A2 4.05 09/25/2028		1,002.38	1,002.38
06/25/2025	Coupon	3137FJZ93	240,000.00	FHMS K-084 A2 3.78 10/25/2028		756.00	756.00
06/25/2025	Coupon	3137H4BY5	315,000.00	FHMS K-746 A2 2.031 09/25/2028		533.14	533.14
06/25/2025	Coupon	437076DC3	295,000.00	HOME DEPOT INC 4.75 06/25/2029		7,006.25	7,006.25
06/30/2025	Coupon	91282CGC9	500,000.00	UNITED STATES TREASURY 3.875 12/31/2027		9,687.50	9,687.50
June 2025 Total					1,073,445.03	120,729.29	1,194,174.32
JULY 2025							
07/07/2025	Coupon	24422EXZ7	280,000.00	JOHN DEERE CAPITAL CORP 4.65 01/07/2028		6,437.67	6,437.67
07/14/2025	Coupon	459058KT9	250,000.00	INTERNATIONAL BANK FOR RECONSTRUCTION AND DEVELOPM 3.5 07/12/2028		4,375.00	4,375.00
07/15/2025	Coupon	02582JJZ4	125,000.00	AMXCA 2023-1 A 4.87 05/15/2026		507.29	507.29
07/15/2025	Coupon	02582JKD1	340,000.00	AMXCA 2023-3 A 5.23 09/15/2028		1,481.83	1,481.83
07/15/2025	Coupon	161571HT4	340,000.00	CHAIT 2023-1 A 5.16 09/15/2028		1,462.00	1,462.00
07/15/2025	Coupon	43815BAC4	52,043.65	HAROT 2022-1 A3 1.88 05/15/2026		19.07	19.07
07/15/2025	Principal Paydown	43815BAC4	52,043.65	HAROT 2022-1 A3 1.88 05/15/2026	6,132.61		6,132.61
07/15/2025	Coupon	448976AD2	140,000.00	HART 2024-C A3 4.41 05/15/2029		514.50	514.50
07/15/2025	Coupon	448979AD6	145,489.90	HART 2023-A A3 4.58 04/15/2027		328.59	328.59
07/15/2025	Principal Paydown	448979AD6	145,489.90	HART 2023-A A3 4.58 04/15/2027	9,488.10		9,488.10
07/15/2025	Coupon	44934QAD3	90,000.00	HART 2024-B A3 4.84 03/15/2029		363.00	363.00
07/15/2025	Coupon	46625HMN7	400,000.00	JPMORGAN CHASE & CO 3.9 07/15/2025		7,800.00	7,800.00
07/15/2025	Final Maturity	46625HMN7	400,000.00	JPMORGAN CHASE & CO 3.9 07/15/2025	400,000.00		400,000.00
07/15/2025	Coupon	47787CAC7	310,000.00	JDOT 2023-C A3 5.48 05/15/2028		1,354.04	1,354.04
07/15/2025	Principal Paydown	47787CAC7	310,000.00	JDOT 2023-C A3 5.48 05/15/2028	21,507.24		21,507.24
07/15/2025	Coupon	47787JAC2	38,059.09	JDOT 2022 A3 0.36 09/15/2026		23.60	23.60
07/15/2025	Principal Paydown	47787JAC2	38,059.09	JDOT 2022 A3 0.36 09/15/2026	3,814.77		3,814.77
07/15/2025	Coupon	47800AAC4	82,411.60	JDOT 2022-B A3 3.74 02/16/2027		127.97	127.97
07/15/2025	Principal Paydown	47800AAC4	82,411.60	JDOT 2022-B A3 3.74 02/16/2027	3,871.56		3,871.56
07/15/2025	Coupon	47800BAC2	167,687.16	JDOT 2022-C A3 5.09 06/15/2027		428.04	428.04
07/15/2025	Principal Paydown	47800BAC2	167,687.16	JDOT 2022-C A3 5.09 06/15/2027	10,139.29		10,139.29
07/15/2025	Coupon	58769GAD5	130,000.00	MBALT 2024-B A3 4.23 02/15/2028		458.25	458.25

CASH FLOW REPORT



City of Gardena Cons | Account #10647 | As of December 31, 2024

Payment Date	Transaction Type	CUSIP	Quantity	Security Description	Principal Amount	Income	Total Amount
07/15/2025	Coupon	58770AAC7	85,564.63	MBART 2023-1 A3 4.51 11/15/2027		217.97	217.97
07/15/2025	Principal Paydown	58770AAC7	85,564.63	MBART 2023-1 A3 4.51 11/15/2027	4,672.06		4,672.06
07/15/2025	Coupon	89238FAD5	46,513.51	TAOT 2022-B A3 2.93 09/15/2026		43.62	43.62
07/15/2025	Principal Paydown	89238FAD5	46,513.51	TAOT 2022-B A3 2.93 09/15/2026	4,300.78		4,300.78
07/15/2025	Coupon	89239TAD4	105,000.00	TAOT 2024-D A3 4.4 06/15/2029		385.00	385.00
07/15/2025	Coupon	91282CEY3	475,000.00	UNITED STATES TREASURY 3.0 07/15/2025		7,125.00	7,125.00
07/15/2025	Final Maturity	91282CEY3	475,000.00	UNITED STATES TREASURY 3.0 07/15/2025	475,000.00		475,000.00
07/15/2025	Coupon	91282CKZ3	1,000,000.00	UNITED STATES TREASURY 4.375 07/15/2027		21,875.00	21,875.00
07/16/2025	Coupon	362583AD8	115,000.00	GMCAR 2023-2 A3 4.47 02/16/2028		316.37	316.37
07/16/2025	Principal Paydown	362583AD8	115,000.00	GMCAR 2023-2 A3 4.47 02/16/2028	6,205.09		6,205.09
07/16/2025	Coupon	36265WAD5	53,598.47	GMCAR 2022-3 A3 3.64 04/16/2027		80.11	80.11
07/16/2025	Principal Paydown	36265WAD5	53,598.47	GMCAR 2022-3 A3 3.64 04/16/2027	4,222.72		4,222.72
07/16/2025	Coupon	38014AAD3	95,000.00	GMCAR 2024-4 A3 4.4 08/16/2029		338.04	338.04
07/17/2025	Coupon	61747YET8	175,000.00	MORGAN STANLEY 4.679 07/17/2026		4,094.13	4,094.13
07/17/2025	Effective Maturity	61747YET8	175,000.00	MORGAN STANLEY 4.679 07/17/2026	175,000.00		175,000.00
07/17/2025	Coupon	713448FX1	295,000.00	PEPSICO INC 4.5 07/17/2029		6,637.50	6,637.50
07/18/2025	Coupon	43815PAC3	54,507.51	HAROT 2022-2 A3 3.73 07/20/2026		69.34	69.34
07/18/2025	Principal Paydown	43815PAC3	54,507.51	HAROT 2022-2 A3 3.73 07/20/2026	4,656.33		4,656.33
07/21/2025	Coupon	379929AD4	75,000.00	GMALT 2023-3 A3 5.38 11/20/2026		187.02	187.02
07/21/2025	Principal Paydown	379929AD4	75,000.00	GMALT 2023-3 A3 5.38 11/20/2026	8,583.30		8,583.30
07/21/2025	Coupon	43815JAC7	66,524.36	HAROT 2023-1 A3 5.04 04/21/2027		169.96	169.96
07/21/2025	Principal Paydown	43815JAC7	66,524.36	HAROT 2023-1 A3 5.04 04/21/2027	4,113.65		4,113.65
07/21/2025	Coupon	78016HZT0	150,000.00	ROYAL BANK OF CANADA 4.875 01/19/2027		3,656.25	3,656.25
07/23/2025	Coupon	6174468C6	394,000.00	MORGAN STANLEY 4.0 07/23/2025		7,880.00	7,880.00
07/23/2025	Final Maturity	6174468C6	394,000.00	MORGAN STANLEY 4.0 07/23/2025	394,000.00		394,000.00
07/25/2025	Coupon	05602RAD3	98,326.14	BMWOT 2022-A A3 3.21 08/25/2026		83.26	83.26
07/25/2025	Principal Paydown	05602RAD3	98,326.14	BMWOT 2022-A A3 3.21 08/25/2026	9,921.30		9,921.30
07/25/2025	Coupon	3137BNGT5	487,779.73	FHMS K-054 A2 2.745 01/25/2026		1,030.28	1,030.28
07/25/2025	Principal Paydown	3137BNGT5	487,779.73	FHMS K-054 A2 2.745 01/25/2026	10,075.20		10,075.20
07/25/2025	Coupon	3137BVZ82	320,000.00	FHMS K-063 A2 3.43 01/25/2027		914.67	914.67
07/25/2025	Coupon	3137FEBQ2	500,000.00	FHMS K-072 A2 3.444 12/25/2027		1,435.00	1,435.00
07/25/2025	Coupon	3137FETN0	465,000.00	FHMS K-073 A2 3.35 01/25/2028		1,298.13	1,298.13

CASH FLOW REPORT



City of Gardena Cons | Account #10647 | As of December 31, 2024

Payment Date	Transaction Type	CUSIP	Quantity	Security Description	Principal Amount	Income	Total Amount
07/25/2025	Coupon	3137FHPJ6	325,000.00	FHMS K-080 A2 3.926 07/25/2028		1,063.29	1,063.29
07/25/2025	Coupon	3137FJEH8	155,000.00	FHMS K-081 A2 3.9 08/25/2028		503.75	503.75
07/25/2025	Coupon	3137FJKE8	220,000.00	FHMS K-082 A2 3.92 09/25/2028		718.67	718.67
07/25/2025	Coupon	3137FJXV6	297,000.00	FHMS K-083 A2 4.05 09/25/2028		1,002.38	1,002.38
07/25/2025	Coupon	3137FJZ93	240,000.00	FHMS K-084 A2 3.78 10/25/2028		756.00	756.00
07/25/2025	Coupon	3137H4BY5	315,000.00	FHMS K-746 A2 2.031 09/25/2028		533.14	533.14
07/31/2025	Coupon	69371RS80	410,000.00	PACCAR FINANCIAL CORP 4.6 01/31/2029		9,430.00	9,430.00
July 2025 Total					1,555,704.01	97,524.71	1,653,228.72
AUGUST 2025							
08/01/2025	Coupon	459058KW2	250,000.00	INTERNATIONAL BANK FOR RECONSTRUCTION AND DEVELOPM 4.625 08/01/2028		5,781.25	5,781.25
08/15/2025	Coupon	02582JJZ4	125,000.00	AMXCA 2023-1 A 4.87 05/15/2026		507.29	507.29
08/15/2025	Coupon	02582JKD1	340,000.00	AMXCA 2023-3 A 5.23 09/15/2028		1,481.83	1,481.83
08/15/2025	Coupon	161571HT4	340,000.00	CHAIT 2023-1 A 5.16 09/15/2028		1,462.00	1,462.00
08/15/2025	Coupon	43815BAC4	52,043.65	HAROT 2022-1 A3 1.88 05/15/2026		9.46	9.46
08/15/2025	Principal Paydown	43815BAC4	52,043.65	HAROT 2022-1 A3 1.88 05/15/2026	5,945.46		5,945.46
08/15/2025	Coupon	438516CJ3	400,000.00	HONEYWELL INTERNATIONAL INC 4.95 02/15/2028		9,900.00	9,900.00
08/15/2025	Coupon	448976AD2	140,000.00	HART 2024-C A3 4.41 05/15/2029		514.50	514.50
08/15/2025	Coupon	448979AD6	145,489.90	HART 2023-A A3 4.58 04/15/2027		292.37	292.37
08/15/2025	Principal Paydown	448979AD6	145,489.90	HART 2023-A A3 4.58 04/15/2027	9,216.16		9,216.16
08/15/2025	Coupon	44934QAD3	90,000.00	HART 2024-B A3 4.84 03/15/2029		363.00	363.00
08/15/2025	Coupon	47787CAC7	310,000.00	JDOT 2023-C A3 5.48 05/15/2028		1,255.82	1,255.82
08/15/2025	Principal Paydown	47787CAC7	310,000.00	JDOT 2023-C A3 5.48 05/15/2028	16,444.98		16,444.98
08/15/2025	Coupon	47787JAC2	38,059.09	JDOT 2022 A3 0.36 09/15/2026		16.23	16.23
08/15/2025	Principal Paydown	47787JAC2	38,059.09	JDOT 2022 A3 0.36 09/15/2026	3,456.45		3,456.45
08/15/2025	Coupon	47800AAC4	82,411.60	JDOT 2022-B A3 3.74 02/16/2027		115.90	115.90
08/15/2025	Principal Paydown	47800AAC4	82,411.60	JDOT 2022-B A3 3.74 02/16/2027	3,633.04		3,633.04
08/15/2025	Coupon	47800BAC2	167,687.16	JDOT 2022-C A3 5.09 06/15/2027		385.04	385.04
08/15/2025	Principal Paydown	47800BAC2	167,687.16	JDOT 2022-C A3 5.09 06/15/2027	9,791.34		9,791.34
08/15/2025	Coupon	58769GAD5	130,000.00	MBALT 2024-B A3 4.23 02/15/2028		458.25	458.25
08/15/2025	Coupon	58770AAC7	85,564.63	MBART 2023-1 A3 4.51 11/15/2027		200.41	200.41

CASH FLOW REPORT



City of Gardena Cons | Account #10647 | As of December 31, 2024

Payment Date	Transaction Type	CUSIP	Quantity	Security Description	Principal Amount	Income	Total Amount
08/15/2025	Principal Paydown	58770AAC7	85,564.63	MBART 2023-1 A3 4.51 11/15/2027	4,146.28		4,146.28
08/15/2025	Coupon	89238FAD5	46,513.51	TAOT 2022-B A3 2.93 09/15/2026		33.12	33.12
08/15/2025	Principal Paydown	89238FAD5	46,513.51	TAOT 2022-B A3 2.93 09/15/2026	4,192.48		4,192.48
08/15/2025	Coupon	89239TAD4	105,000.00	TAOT 2024-D A3 4.4 06/15/2029		385.00	385.00
08/15/2025	Coupon	912828YB0	150,000.00	UNITED STATES TREASURY 1.625 08/15/2029		1,218.75	1,218.75
08/18/2025	Coupon	06428CAA2	300,000.00	BANK OF AMERICA NA 5.526 08/18/2026		8,289.00	8,289.00
08/18/2025	Coupon	362583AD8	115,000.00	GMCAR 2023-2 A3 4.47 02/16/2028		293.26	293.26
08/18/2025	Principal Paydown	362583AD8	115,000.00	GMCAR 2023-2 A3 4.47 02/16/2028	6,021.66		6,021.66
08/18/2025	Coupon	36265WAD5	53,598.47	GMCAR 2022-3 A3 3.64 04/16/2027		67.30	67.30
08/18/2025	Principal Paydown	36265WAD5	53,598.47	GMCAR 2022-3 A3 3.64 04/16/2027	3,992.62		3,992.62
08/18/2025	Coupon	38014AAD3	95,000.00	GMCAR 2024-4 A3 4.4 08/16/2029		338.04	338.04
08/18/2025	Coupon	43815PAC3	54,507.51	HAROT 2022-2 A3 3.73 07/20/2026		54.86	54.86
08/18/2025	Principal Paydown	43815PAC3	54,507.51	HAROT 2022-2 A3 3.73 07/20/2026	4,514.00		4,514.00
08/20/2025	Coupon	379929AD4	75,000.00	GMALT 2023-3 A3 5.38 11/20/2026		148.54	148.54
08/20/2025	Principal Paydown	379929AD4	75,000.00	GMALT 2023-3 A3 5.38 11/20/2026	8,199.48		8,199.48
08/21/2025	Coupon	43815JAC7	66,524.36	HAROT 2023-1 A3 5.04 04/21/2027		152.69	152.69
08/21/2025	Principal Paydown	43815JAC7	66,524.36	HAROT 2023-1 A3 5.04 04/21/2027	3,988.08		3,988.08
08/25/2025	Coupon	037833BY5	400,000.00	APPLE INC 3.25 02/23/2026		6,500.00	6,500.00
08/25/2025	Coupon	05602RAD3	98,326.14	BMWOT 2022-A A3 3.21 08/25/2026		56.72	56.72
08/25/2025	Principal Paydown	05602RAD3	98,326.14	BMWOT 2022-A A3 3.21 08/25/2026	9,607.65		9,607.65
08/25/2025	Coupon	3137BNGT5	487,779.73	FHMS K-054 A2 2.745 01/25/2026		1,007.23	1,007.23
08/25/2025	Principal Paydown	3137BNGT5	487,779.73	FHMS K-054 A2 2.745 01/25/2026	861.77		861.77
08/25/2025	Coupon	3137BVZ82	320,000.00	FHMS K-063 A2 3.43 01/25/2027		914.67	914.67
08/25/2025	Coupon	3137FEBQ2	500,000.00	FHMS K-072 A2 3.444 12/25/2027		1,435.00	1,435.00
08/25/2025	Coupon	3137FETN0	465,000.00	FHMS K-073 A2 3.35 01/25/2028		1,298.13	1,298.13
08/25/2025	Coupon	3137FHPJ6	325,000.00	FHMS K-080 A2 3.926 07/25/2028		1,063.29	1,063.29
08/25/2025	Coupon	3137FJEH8	155,000.00	FHMS K-081 A2 3.9 08/25/2028		503.75	503.75
08/25/2025	Coupon	3137FJKE8	220,000.00	FHMS K-082 A2 3.92 09/25/2028		718.67	718.67
08/25/2025	Coupon	3137FJXV6	297,000.00	FHMS K-083 A2 4.05 09/25/2028		1,002.38	1,002.38
08/25/2025	Coupon	3137FJZ93	240,000.00	FHMS K-084 A2 3.78 10/25/2028		756.00	756.00
08/25/2025	Coupon	3137H4BY5	315,000.00	FHMS K-746 A2 2.031 09/25/2028		533.14	533.14
08/26/2025	Coupon	17275RBQ4	170,000.00	CISCO SYSTEMS INC 4.8 02/26/2027		4,080.00	4,080.00

CASH FLOW REPORT



City of Gardena Cons | Account #10647 | As of December 31, 2024

Payment Date	Transaction Type	CUSIP	Quantity	Security Description	Principal Amount	Income	Total Amount
08/27/2025	Coupon	459058LK7	170,000.00	INTERNATIONAL BANK FOR RECONSTRUCTION AND DEVELOPM 4.0 08/27/2026		3,400.00	3,400.00
August 2025 Total					94,011.45	56,992.88	151,004.32
SEPTEMBER 2025							
09/02/2025	Coupon	9128284Z0	750,000.00	UNITED STATES TREASURY 2.75 08/31/2025		10,312.50	10,312.50
09/02/2025	Final Maturity	9128284Z0	750,000.00	UNITED STATES TREASURY 2.75 08/31/2025	750,000.00		750,000.00
09/09/2025	Coupon	57636QAW4	290,000.00	MASTERCARD INC 4.875 03/09/2028		7,068.75	7,068.75
09/09/2025	Coupon	931142EW9	80,000.00	WALMART INC 3.9 09/09/2025		1,560.00	1,560.00
09/09/2025	Final Maturity	931142EW9	80,000.00	WALMART INC 3.9 09/09/2025	80,000.00		80,000.00
09/10/2025	Coupon	3130ATS57	700,000.00	FEDERAL HOME LOAN BANKS 4.5 03/10/2028		15,750.00	15,750.00
09/15/2025	Coupon	02582JJZ4	125,000.00	AMXCA 2023-1 A 4.87 05/15/2026		507.29	507.29
09/15/2025	Coupon	02582JKD1	340,000.00	AMXCA 2023-3 A 5.23 09/15/2028		1,481.83	1,481.83
09/15/2025	Coupon	161571HT4	340,000.00	CHAIT 2023-1 A 5.16 09/15/2028		1,462.00	1,462.00
09/15/2025	Coupon	437076CR1	110,000.00	HOME DEPOT INC 4.0 09/15/2025		2,200.00	2,200.00
09/15/2025	Final Maturity	437076CR1	110,000.00	HOME DEPOT INC 4.0 09/15/2025	110,000.00		110,000.00
09/15/2025	Coupon	43815BAC4	52,043.65	HAROT 2022-1 A3 1.88 05/15/2026		0.15	0.15
09/15/2025	Effective Maturity	43815BAC4	52,043.65	HAROT 2022-1 A3 1.88 05/15/2026	93.86		93.86
09/15/2025	Coupon	448976AD2	140,000.00	HART 2024-C A3 4.41 05/15/2029		514.50	514.50
09/15/2025	Coupon	448979AD6	145,489.90	HART 2023-A A3 4.58 04/15/2027		257.20	257.20
09/15/2025	Principal Paydown	448979AD6	145,489.90	HART 2023-A A3 4.58 04/15/2027	9,025.92		9,025.92
09/15/2025	Coupon	44934QAD3	90,000.00	HART 2024-B A3 4.84 03/15/2029		363.00	363.00
09/15/2025	Coupon	47787CAC7	310,000.00	JDOT 2023-C A3 5.48 05/15/2028		1,180.72	1,180.72
09/15/2025	Principal Paydown	47787CAC7	310,000.00	JDOT 2023-C A3 5.48 05/15/2028	13,059.33		13,059.33
09/15/2025	Coupon	47787JAC2	38,059.09	JDOT 2022 A3 0.36 09/15/2026		9.55	9.55
09/15/2025	Principal Paydown	47787JAC2	38,059.09	JDOT 2022 A3 0.36 09/15/2026	3,366.84		3,366.84
09/15/2025	Coupon	47800AAC4	82,411.60	JDOT 2022-B A3 3.74 02/16/2027		104.58	104.58
09/15/2025	Principal Paydown	47800AAC4	82,411.60	JDOT 2022-B A3 3.74 02/16/2027	3,784.17		3,784.17
09/15/2025	Coupon	47800BAC2	167,687.16	JDOT 2022-C A3 5.09 06/15/2027		343.50	343.50
09/15/2025	Principal Paydown	47800BAC2	167,687.16	JDOT 2022-C A3 5.09 06/15/2027	8,420.99		8,420.99
09/15/2025	Coupon	58769GAD5	130,000.00	MBALT 2024-B A3 4.23 02/15/2028		458.25	458.25
09/15/2025	Coupon	58770AAC7	85,564.63	MBART 2023-1 A3 4.51 11/15/2027		184.82	184.82
09/15/2025	Principal Paydown	58770AAC7	85,564.63	MBART 2023-1 A3 4.51 11/15/2027	4,023.90		4,023.90

CASH FLOW REPORT



City of Gardena Cons | Account #10647 | As of December 31, 2024

Payment Date	Transaction Type	CUSIP	Quantity	Security Description	Principal Amount	Income	Total Amount
09/15/2025	Coupon	89238FAD5	46,513.51	TAOT 2022-B A3 2.93 09/15/2026		22.88	22.88
09/15/2025	Principal Paydown	89238FAD5	46,513.51	TAOT 2022-B A3 2.93 09/15/2026	4,110.12		4,110.12
09/15/2025	Coupon	89239TAD4	105,000.00	TAOT 2024-D A3 4.4 06/15/2029		385.00	385.00
09/15/2025	Coupon	91282CFK2	475,000.00	UNITED STATES TREASURY 3.5 09/15/2025		8,312.50	8,312.50
09/15/2025	Final Maturity	91282CFK2	475,000.00	UNITED STATES TREASURY 3.5 09/15/2025	475,000.00		475,000.00
09/16/2025	Coupon	362583AD8	115,000.00	GMCAR 2023-2 A3 4.47 02/16/2028		270.83	270.83
09/16/2025	Principal Paydown	362583AD8	115,000.00	GMCAR 2023-2 A3 4.47 02/16/2028	5,902.61		5,902.61
09/16/2025	Coupon	36265WAD5	53,598.47	GMCAR 2022-3 A3 3.64 04/16/2027		55.19	55.19
09/16/2025	Principal Paydown	36265WAD5	53,598.47	GMCAR 2022-3 A3 3.64 04/16/2027	3,781.04		3,781.04
09/16/2025	Coupon	38014AAD3	95,000.00	GMCAR 2024-4 A3 4.4 08/16/2029		338.04	338.04
09/17/2025	Coupon	931142ER0	40,000.00	WALMART INC 1.05 09/17/2026		210.00	210.00
09/18/2025	Coupon	43815PAC3	54,507.51	HAROT 2022-2 A3 3.73 07/20/2026		40.83	40.83
09/18/2025	Principal Paydown	43815PAC3	54,507.51	HAROT 2022-2 A3 3.73 07/20/2026	4,400.31		4,400.31
09/18/2025	Coupon	857477CL5	365,000.00	STATE STREET CORP 4.993 03/18/2027		9,112.23	9,112.23
09/22/2025	Coupon	379929AD4	75,000.00	GMALT 2023-3 A3 5.38 11/20/2026		111.78	111.78
09/22/2025	Principal Paydown	379929AD4	75,000.00	GMALT 2023-3 A3 5.38 11/20/2026	9,439.95		9,439.95
09/22/2025	Coupon	43815JAC7	66,524.36	HAROT 2023-1 A3 5.04 04/21/2027		135.94	135.94
09/22/2025	Principal Paydown	43815JAC7	66,524.36	HAROT 2023-1 A3 5.04 04/21/2027	3,892.62		3,892.62
09/25/2025	Coupon	05602RAD3	98,326.14	BMWOT 2022-A A3 3.21 08/25/2026		31.02	31.02
09/25/2025	Principal Paydown	05602RAD3	98,326.14	BMWOT 2022-A A3 3.21 08/25/2026	8,079.00		8,079.00
09/25/2025	Coupon	3137BNGT5	487,779.73	FHMS K-054 A2 2.745 01/25/2026		1,005.26	1,005.26
09/25/2025	Principal Paydown	3137BNGT5	487,779.73	FHMS K-054 A2 2.745 01/25/2026	864.35		864.35
09/25/2025	Coupon	3137BVZ82	320,000.00	FHMS K-063 A2 3.43 01/25/2027		914.67	914.67
09/25/2025	Coupon	3137FEBQ2	500,000.00	FHMS K-072 A2 3.444 12/25/2027		1,435.00	1,435.00
09/25/2025	Coupon	3137FETN0	465,000.00	FHMS K-073 A2 3.35 01/25/2028		1,298.13	1,298.13
09/25/2025	Coupon	3137FHPJ6	325,000.00	FHMS K-080 A2 3.926 07/25/2028		1,063.29	1,063.29
09/25/2025	Coupon	3137FJEH8	155,000.00	FHMS K-081 A2 3.9 08/25/2028		503.75	503.75
09/25/2025	Coupon	3137FJKE8	220,000.00	FHMS K-082 A2 3.92 09/25/2028		718.67	718.67
09/25/2025	Coupon	3137FJXV6	297,000.00	FHMS K-083 A2 4.05 09/25/2028		1,002.38	1,002.38
09/25/2025	Coupon	3137FJZ93	240,000.00	FHMS K-084 A2 3.78 10/25/2028		756.00	756.00
09/25/2025	Coupon	3137H4BY5	315,000.00	FHMS K-746 A2 2.031 09/25/2028		533.14	533.14
09/30/2025	Coupon	9128286L9	750,000.00	UNITED STATES TREASURY 2.25 03/31/2026		8,437.50	8,437.50

CASH FLOW REPORT



City of Gardena Cons | Account #10647 | As of December 31, 2024

Payment Date	Transaction Type	CUSIP	Quantity	Security Description	Principal Amount	Income	Total Amount
09/30/2025	Coupon	912828YG9	300,000.00	UNITED STATES TREASURY 1.625 09/30/2026		2,437.50	2,437.50
09/30/2025	Coupon	91282CEF4	750,000.00	UNITED STATES TREASURY 2.5 03/31/2027		9,375.00	9,375.00
09/30/2025	Coupon	91282CFM8	570,000.00	UNITED STATES TREASURY 4.125 09/30/2027		11,756.25	11,756.25
09/30/2025	Coupon	91282CGT2	600,000.00	UNITED STATES TREASURY 3.625 03/31/2028		10,875.00	10,875.00
September 2025 Total					1,497,245.02	114,896.40	1,612,141.42
OCTOBER 2025							
10/06/2025	Coupon	89115A2W1	400,000.00	TORONTO-DOMINION BANK 4.98 04/05/2027		9,960.00	9,960.00
10/09/2025	Coupon	3130B3A29	600,000.00	FEDERAL HOME LOAN BANKS 4.0 10/09/2026		12,000.00	12,000.00
10/15/2025	Coupon	02582JJZ4	125,000.00	AMXCA 2023-1 A 4.87 05/15/2026		507.29	507.29
10/15/2025	Coupon	02582JKD1	340,000.00	AMXCA 2023-3 A 5.23 09/15/2028		1,481.83	1,481.83
10/15/2025	Coupon	161571HT4	340,000.00	CHAIT 2023-1 A 5.16 09/15/2028		1,462.00	1,462.00
10/15/2025	Coupon	20030NCS8	400,000.00	COMCAST CORP 3.95 10/15/2025		7,900.00	7,900.00
10/15/2025	Final Maturity	20030NCS8	400,000.00	COMCAST CORP 3.95 10/15/2025	400,000.00		400,000.00
10/15/2025	Coupon	448976AD2	140,000.00	HART 2024-C A3 4.41 05/15/2029		514.50	514.50
10/15/2025	Coupon	448979AD6	145,489.90	HART 2023-A A3 4.58 04/15/2027		222.75	222.75
10/15/2025	Principal Paydown	448979AD6	145,489.90	HART 2023-A A3 4.58 04/15/2027	8,699.01		8,699.01
10/15/2025	Coupon	44934QAD3	90,000.00	HART 2024-B A3 4.84 03/15/2029		363.00	363.00
10/15/2025	Coupon	47787CAC7	310,000.00	JDOT 2023-C A3 5.48 05/15/2028		1,121.08	1,121.08
10/15/2025	Principal Paydown	47787CAC7	310,000.00	JDOT 2023-C A3 5.48 05/15/2028	15,261.21		15,261.21
10/15/2025	Coupon	47787JAC2	38,059.09	JDOT 2022 A3 0.36 09/15/2026		3.04	3.04
10/15/2025	Effective Maturity	47787JAC2	38,059.09	JDOT 2022 A3 0.36 09/15/2026	1,570.47		1,570.47
10/15/2025	Coupon	47800AAC4	82,411.60	JDOT 2022-B A3 3.74 02/16/2027		92.79	92.79
10/15/2025	Principal Paydown	47800AAC4	82,411.60	JDOT 2022-B A3 3.74 02/16/2027	4,429.30		4,429.30
10/15/2025	Coupon	47800BAC2	167,687.16	JDOT 2022-C A3 5.09 06/15/2027		307.79	307.79
10/15/2025	Principal Paydown	47800BAC2	167,687.16	JDOT 2022-C A3 5.09 06/15/2027	6,287.94		6,287.94
10/15/2025	Coupon	58769GAD5	130,000.00	MBALT 2024-B A3 4.23 02/15/2028		458.25	458.25
10/15/2025	Coupon	58770AAC7	85,564.63	MBART 2023-1 A3 4.51 11/15/2027		169.70	169.70
10/15/2025	Principal Paydown	58770AAC7	85,564.63	MBART 2023-1 A3 4.51 11/15/2027	3,874.79		3,874.79
10/15/2025	Coupon	89238FAD5	46,513.51	TAOT 2022-B A3 2.93 09/15/2026		12.84	12.84
10/15/2025	Principal Paydown	89238FAD5	46,513.51	TAOT 2022-B A3 2.93 09/15/2026	3,987.72		3,987.72
10/15/2025	Coupon	89239TAD4	105,000.00	TAOT 2024-D A3 4.4 06/15/2029		385.00	385.00

CASH FLOW REPORT



City of Gardena Cons | Account #10647 | As of December 31, 2024

Payment Date	Transaction Type	CUSIP	Quantity	Security Description	Principal Amount	Income	Total Amount
10/15/2025	Coupon	91282CFP1	550,000.00	UNITED STATES TREASURY 4.25 10/15/2025		11,687.50	11,687.50
10/15/2025	Final Maturity	91282CFP1	550,000.00	UNITED STATES TREASURY 4.25 10/15/2025	550,000.00		550,000.00
10/15/2025	Coupon	91282CJC6	475,000.00	UNITED STATES TREASURY 4.625 10/15/2026		10,984.38	10,984.38
10/16/2025	Coupon	362583AD8	115,000.00	GMCAR 2023-2 A3 4.47 02/16/2028		248.84	248.84
10/16/2025	Principal Paydown	362583AD8	115,000.00	GMCAR 2023-2 A3 4.47 02/16/2028	5,667.00		5,667.00
10/16/2025	Coupon	36265WAD5	53,598.47	GMCAR 2022-3 A3 3.64 04/16/2027		43.72	43.72
10/16/2025	Principal Paydown	36265WAD5	53,598.47	GMCAR 2022-3 A3 3.64 04/16/2027	3,633.81		3,633.81
10/16/2025	Coupon	38014AAD3	95,000.00	GMCAR 2024-4 A3 4.4 08/16/2029		338.04	338.04
10/16/2025	Coupon	459058LN1	300,000.00	INTERNATIONAL BANK FOR RECONSTRUCTION AND DEVELOPM 3.875 10/16/2029		5,812.50	5,812.50
10/20/2025	Coupon	379929AD4	75,000.00	GMALT 2023-3 A3 5.38 11/20/2026		69.46	69.46
10/20/2025	Principal Paydown	379929AD4	75,000.00	GMALT 2023-3 A3 5.38 11/20/2026	8,833.42		8,833.42
10/20/2025	Coupon	43815PAC3	54,507.51	HAROT 2022-2 A3 3.73 07/20/2026		27.15	27.15
10/20/2025	Principal Paydown	43815PAC3	54,507.51	HAROT 2022-2 A3 3.73 07/20/2026	4,241.79		4,241.79
10/21/2025	Coupon	43815JAC7	66,524.36	HAROT 2023-1 A3 5.04 04/21/2027		119.59	119.59
10/21/2025	Principal Paydown	43815JAC7	66,524.36	HAROT 2023-1 A3 5.04 04/21/2027	3,748.22		3,748.22
10/27/2025	Coupon	05602RAD3	98,326.14	BMWOT 2022-A A3 3.21 08/25/2026		9.41	9.41
10/27/2025	Effective Maturity	05602RAD3	98,326.14	BMWOT 2022-A A3 3.21 08/25/2026	3,518.45		3,518.45
10/27/2025	Coupon	3137BNGT5	487,779.73	FHMS K-054 A2 2.745 01/25/2026		1,003.29	1,003.29
10/27/2025	Principal Paydown	3137BNGT5	487,779.73	FHMS K-054 A2 2.745 01/25/2026	17,478.36		17,478.36
10/27/2025	Coupon	3137BVZ82	320,000.00	FHMS K-063 A2 3.43 01/25/2027		914.67	914.67
10/27/2025	Coupon	3137FEBQ2	500,000.00	FHMS K-072 A2 3.444 12/25/2027		1,435.00	1,435.00
10/27/2025	Coupon	3137FETN0	465,000.00	FHMS K-073 A2 3.35 01/25/2028		1,298.13	1,298.13
10/27/2025	Coupon	3137FHPJ6	325,000.00	FHMS K-080 A2 3.926 07/25/2028		1,063.29	1,063.29
10/27/2025	Coupon	3137FJEH8	155,000.00	FHMS K-081 A2 3.9 08/25/2028		503.75	503.75
10/27/2025	Coupon	3137FJKE8	220,000.00	FHMS K-082 A2 3.92 09/25/2028		718.67	718.67
10/27/2025	Coupon	3137FJXV6	297,000.00	FHMS K-083 A2 4.05 09/25/2028		1,002.38	1,002.38
10/27/2025	Coupon	3137FJZ93	240,000.00	FHMS K-084 A2 3.78 10/25/2028		756.00	756.00
10/27/2025	Coupon	3137H4BY5	315,000.00	FHMS K-746 A2 2.031 09/25/2028		533.14	533.14
October 2025							
Total					1,041,231.49	75,530.74	1,116,762.23
NOVEMBER 2025							

CASH FLOW REPORT



City of Gardena Cons | Account #10647 | As of December 31, 2024

Payment Date	Transaction Type	CUSIP	Quantity	Security Description	Principal Amount	Income	Total Amount
11/03/2025	Coupon	74456QBU9	300,000.00	PUBLIC SERVICE ELECTRIC AND GAS CO 3.7 05/01/2028		5,550.00	5,550.00
11/07/2025	Coupon	3135G06G3	350,000.00	FEDERAL NATIONAL MORTGAGE ASSOCIATION 0.5 11/07/2025		875.00	875.00
11/07/2025	Final Maturity	3135G06G3	350,000.00	FEDERAL NATIONAL MORTGAGE ASSOCIATION 0.5 11/07/2025	350,000.00		350,000.00
11/10/2025	Coupon	665859AW4	450,000.00	NORTHERN TRUST CORP 4.0 05/10/2027		9,000.00	9,000.00
11/13/2025	Coupon	63743HFK3	390,000.00	NATIONAL RURAL UTILITIES COOPERATIVE FINANCE CORP 5.6 11/13/2026		10,920.00	10,920.00
11/14/2025	Coupon	14913UAL4	405,000.00	CATERPILLAR FINANCIAL SERVICES CORP 5.0 05/14/2027		10,125.00	10,125.00
11/17/2025	Coupon	02582JJZ4	125,000.00	AMXCA 2023-1 A 4.87 05/15/2026		507.29	507.29
11/17/2025	Coupon	02582JKD1	340,000.00	AMXCA 2023-3 A 5.23 09/15/2028		1,481.83	1,481.83
11/17/2025	Coupon	161571HT4	340,000.00	CHAIT 2023-1 A 5.16 09/15/2028		1,462.00	1,462.00
11/17/2025	Coupon	362583AD8	115,000.00	GMCAR 2023-2 A3 4.47 02/16/2028		227.73	227.73
11/17/2025	Principal Paydown	362583AD8	115,000.00	GMCAR 2023-2 A3 4.47 02/16/2028	4,792.29		4,792.29
11/17/2025	Coupon	36265WAD5	53,598.47	GMCAR 2022-3 A3 3.64 04/16/2027		32.70	32.70
11/17/2025	Principal Paydown	36265WAD5	53,598.47	GMCAR 2022-3 A3 3.64 04/16/2027	3,549.87		3,549.87
11/17/2025	Coupon	38014AAD3	95,000.00	GMCAR 2024-4 A3 4.4 08/16/2029		338.04	338.04
11/17/2025	Coupon	448976AD2	140,000.00	HART 2024-C A3 4.41 05/15/2029		514.50	514.50
11/17/2025	Coupon	448979AD6	145,489.90	HART 2023-A A3 4.58 04/15/2027		189.55	189.55
11/17/2025	Principal Paydown	448979AD6	145,489.90	HART 2023-A A3 4.58 04/15/2027	8,298.72		8,298.72
11/17/2025	Coupon	44934QAD3	90,000.00	HART 2024-B A3 4.84 03/15/2029		363.00	363.00
11/17/2025	Coupon	47787CAC7	310,000.00	JDOT 2023-C A3 5.48 05/15/2028		1,051.39	1,051.39
11/17/2025	Principal Paydown	47787CAC7	310,000.00	JDOT 2023-C A3 5.48 05/15/2028	16,353.10		16,353.10
11/17/2025	Coupon	47800AAC4	82,411.60	JDOT 2022-B A3 3.74 02/16/2027		78.98	78.98
11/17/2025	Principal Paydown	47800AAC4	82,411.60	JDOT 2022-B A3 3.74 02/16/2027	4,716.71		4,716.71
11/17/2025	Coupon	47800BAC2	167,687.16	JDOT 2022-C A3 5.09 06/15/2027		281.11	281.11
11/17/2025	Principal Paydown	47800BAC2	167,687.16	JDOT 2022-C A3 5.09 06/15/2027	6,890.32		6,890.32
11/17/2025	Coupon	58769GAD5	130,000.00	MBALT 2024-B A3 4.23 02/15/2028		458.25	458.25
11/17/2025	Coupon	58770AAC7	85,564.63	MBART 2023-1 A3 4.51 11/15/2027		155.14	155.14
11/17/2025	Principal Paydown	58770AAC7	85,564.63	MBART 2023-1 A3 4.51 11/15/2027	3,792.82		3,792.82
11/17/2025	Coupon	58933YBH7	90,000.00	MERCK & CO INC 4.05 05/17/2028		1,822.50	1,822.50

CASH FLOW REPORT



City of Gardena Cons | Account #10647 | As of December 31, 2024

Payment Date	Transaction Type	CUSIP	Quantity	Security Description	Principal Amount	Income	Total Amount
11/17/2025	Coupon	89236TMF9	400,000.00	TOYOTA MOTOR CREDIT CORP 5.05 05/16/2029		10,100.00	10,100.00
11/17/2025	Coupon	89238FAD5	46,513.51	TAOT 2022-B A3 2.93 09/15/2026		3.11	3.11
11/17/2025	Effective Maturity	89238FAD5	46,513.51	TAOT 2022-B A3 2.93 09/15/2026	1,272.56		1,272.56
11/17/2025	Coupon	89239TAD4	105,000.00	TAOT 2024-D A3 4.4 06/15/2029		385.00	385.00
11/17/2025	Coupon	9128283F5	800,000.00	UNITED STATES TREASURY 2.25 11/15/2027		9,000.00	9,000.00
11/17/2025	Coupon	912828R36	250,000.00	UNITED STATES TREASURY 1.625 05/15/2026		2,031.25	2,031.25
11/17/2025	Coupon	912828U24	625,000.00	UNITED STATES TREASURY 2.0 11/15/2026		6,250.00	6,250.00
11/17/2025	Coupon	912828X88	350,000.00	UNITED STATES TREASURY 2.375 05/15/2027		4,156.25	4,156.25
11/18/2025	Coupon	43815PAC3	54,507.51	HAROT 2022-2 A3 3.73 07/20/2026		13.97	13.97
11/18/2025	Principal Paydown	43815PAC3	54,507.51	HAROT 2022-2 A3 3.73 07/20/2026	4,129.07		4,129.07
11/20/2025	Coupon	3133ERFJ5	330,000.00	FEDERAL FARM CREDIT BANKS FUNDING CORP 4.5 05/20/2027		7,425.00	7,425.00
11/20/2025	Coupon	379929AD4	75,000.00	GMALT 2023-3 A3 5.38 11/20/2026		29.85	29.85
11/20/2025	Effective Maturity	379929AD4	75,000.00	GMALT 2023-3 A3 5.38 11/20/2026	6,658.42		6,658.42
11/21/2025	Coupon	43815JAC7	66,524.36	HAROT 2023-1 A3 5.04 04/21/2027		103.84	103.84
11/21/2025	Principal Paydown	43815JAC7	66,524.36	HAROT 2023-1 A3 5.04 04/21/2027	3,294.25		3,294.25
11/25/2025	Coupon	3137BNGT5	487,779.73	FHMS K-054 A2 2.745 01/25/2026		963.30	963.30
11/25/2025	Principal Paydown	3137BNGT5	487,779.73	FHMS K-054 A2 2.745 01/25/2026	18,190.30		18,190.30
11/25/2025	Coupon	3137BVZ82	320,000.00	FHMS K-063 A2 3.43 01/25/2027		914.67	914.67
11/25/2025	Coupon	3137FEBQ2	500,000.00	FHMS K-072 A2 3.444 12/25/2027		1,435.00	1,435.00
11/25/2025	Coupon	3137FETN0	465,000.00	FHMS K-073 A2 3.35 01/25/2028		1,298.13	1,298.13
11/25/2025	Coupon	3137FHPJ6	325,000.00	FHMS K-080 A2 3.926 07/25/2028		1,063.29	1,063.29
11/25/2025	Coupon	3137FJEH8	155,000.00	FHMS K-081 A2 3.9 08/25/2028		503.75	503.75
11/25/2025	Coupon	3137FJKE8	220,000.00	FHMS K-082 A2 3.92 09/25/2028		718.67	718.67
11/25/2025	Coupon	3137FJXV6	297,000.00	FHMS K-083 A2 4.05 09/25/2028		1,002.38	1,002.38
11/25/2025	Coupon	3137FJZ93	240,000.00	FHMS K-084 A2 3.78 10/25/2028		756.00	756.00
11/25/2025	Coupon	3137H4BY5	315,000.00	FHMS K-746 A2 2.031 09/25/2028		533.14	533.14
November 2025 Total					431,938.42	94,120.60	526,059.03
Grand Total			144,760,319.09		9,366,847.92	1,026,738.39	10,393,586.31

IMPORTANT DISCLOSURES



City of Gardena Cons | Account #10647 | As of December 31, 2024

Chandler Asset Management, Inc. (“Chandler”) is an SEC registered investment adviser. For additional information about our firm, please see our current disclosures (Form ADV). To obtain a copy of our current disclosures, you may contact your client service representative by calling the number on the front of this statement or you may visit our website at www.chandlerasset.com.

Information contained in this monthly statement is confidential and is provided for informational purposes only and should not be construed as specific investment or legal advice. The information contained herein was obtained from sources believed to be reliable as of the date of this statement, but may become outdated or superseded at any time without notice.

Custody: Your qualified custodian bank maintains control of all assets reflected in this statement and we urge you to compare this statement to the one you receive from your qualified custodian. Chandler does not have any authority to withdraw or deposit funds from/to the custodian account.

Valuation: Prices are provided by IDC, an independent pricing source. In the event IDC does not provide a price or if the price provided is not reflective of fair market value, Chandler will obtain pricing from an alternative approved third party pricing source in accordance with our written valuation policy and procedures. Our valuation procedures are also disclosed in Item 5 of our Form ADV Part 2A.

Performance: Performance results are presented gross-of-advisory fees and represent the client’s Total Return. The deduction of advisory fees lowers performance results. These results include the reinvestment of dividends and other earnings. Past performance may not be indicative of future results. Therefore, clients should not assume that future performance of any specific investment or investment strategy will be profitable or equal to past performance levels. All investment strategies have the potential for profit or loss. Economic factors, market conditions or changes in investment strategies, contributions or withdrawals may materially alter the performance and results of your portfolio.

Source ICE Data Indices, LLC (“ICE”), used with permission. ICE PERMITS USE OF THE ICE INDICES AND RELATED DATA ON AN “AS IS” BASIS; ICE, ITS AFFILIATES AND THEIR RESPECTIVE THIRD PARTY SUPPLIERS DISCLAIM ANY AND ALL WARRANTIES AND REPRESENTATIONS, EXPRESS AND/OR IMPLIED, INCLUDING ANY WARRANTIES OF MERCHANTABILITY OR FITNESS FOR A PARTICULAR PURPOSE OR USE, INCLUDING THE INDICES, INDEX DATA AND ANY DATA INCLUDED IN, RELATED TO, OR DERIVED THEREFROM. NEITHER ICE DATA, ITS AFFILIATES OR THEIR RESPECTIVE THIRD PARTY PROVIDERS GUARANTEE THE QUALITY, ADEQUACY, ACCURACY, TIMELINESS OR COMPLETENESS OF THE INDICES OR THE INDEX DATA OR ANY COMPONENT THEREOF, AND THE INDICES AND INDEX DATA AND ALL COMPONENTS THEREOF ARE PROVIDED ON AN “AS IS” BASIS AND LICENSEE’S USE IS AT LICENSEE’S OWN RISK. ICE DATA, ITS AFFILIATES AND THEIR RESPECTIVE THIRD PARTY DO NOT SPONSOR, ENDORSE, OR RECOMMEND CHANDLER, OR ANY OF ITS PRODUCTS OR SERVICES.

Index returns assume reinvestment of all distributions. Historical performance results for investment indexes generally do not reflect the deduction of transaction and/or custodial charges or the deduction of an investment management fee, the incurrence of which would have the effect of decreasing historical performance results. It is not possible to invest directly in an index.

Ratings: Ratings information have been provided by Moody’s, S&P and Fitch through data feeds we believe to be reliable as of the date of this statement, however we cannot guarantee its accuracy.

Security level ratings for U.S. Agency issued mortgage-backed securities (“MBS”) reflect the issuer rating because the securities themselves are not rated. The issuing U.S. Agency guarantees the full and timely payment of both principal and interest and carries a high rating by S&P, Moody’s and Fitch respectively.