GARDENA CITY COUNCIL

Regular Meeting Notice and Agenda

Council Chamber at City Hall
1700 West 162nd Street, Gardena, California
Website: www.cityofgardena.org

Tuesday, October 25, 2022
Closed Session 7:00 p.m.
Open Session 7:30 p.m.

TASHA CERDA, *Mayor*
PAULETTE C. FRANCIS, *Mayor Pro Tem*
MARK E. HENDERSON, *Council Member*
RODNEY G. TANAKA, *Council Member*
WANDA LOVE, *Council Member*

MINA SEMENZA, *City Clerk*
GUY H. MATO, *City Treasurer*
CLINT OSORIO, *City Manager*
CARMEN VASQUEZ, *City Attorney*
LISA KRANITZ, *Assistant City Attorney*

If you would like to participate in this meeting, you can participate via the following options:

1. **VIEW THE MEETING live on SPECTRUM CHANNEL 22 or ONLINE at** youtube.com/CityofGardena

2. **PARTICIPATE BEFORE THE MEETING** by emailing the Deputy City Clerk at publiccomment@cityofgardena.org by 5:00p.m. on the day of the meeting and write "Public Comment" in the subject line.

3. **ATTEND THE MEETING IN PERSON**

   PUBLIC COMMENT: The City Council will hear from the public on any item on the agenda or any item of interest that is not on the agenda at the following times:

   - Agenda Items – At the time the City Council considers the item or during Oral Communications
   - Non-agenda Items – During Oral Communications
   - Public Hearings – At the time for Public Hearings listed on the Agenda

   If you wish to address the Council, please complete a "Speaker Request" form and present it to the City Clerk or Sergeant of Arms. You will be called to the podium by name when it is your turn to address the Council. The City Council cannot legally take action on any item not scheduled on the Agenda. Such items may be referred for administrative action or scheduled on a future Agenda. Members of the public wishing to address the City Council will be given three (3) minutes to speak.

4. The City of Gardena, in complying with the Americans with Disabilities Act (ADA), requests individuals who require special accommodations to access, attend and/or participate in the City meeting due to disability, to please contact the City Clerk's Office by phone (310) 217-9565 or email cityclerk@cityofgardena.org at least 24 business hours prior to the scheduled general meeting to ensure assistance is provided. Assistive listening devices are available.

STANDARDS OF BEHAVIOR THAT PROMOTE CIVILITY AT ALL PUBLIC MEETINGS

- Treat everyone courteously;
- Listen to others respectfully;
- Exercise self-control;
- Give open-minded consideration to all viewpoints;
- Focus on the issues and avoid personalizing debate; and
- Embrace respectful disagreement and dissent as democratic rights, inherent components of an inclusive public process, and tools for forging sound decisions

Thank you for your attendance and cooperation

---

1. **ROLL CALL**

2. **CLOSED SESSION**

PUBLIC COMMENT ON CLOSED SESSION

2.A CONFERENCE WITH LEGAL COUNSEL - EXISTING LITIGATION
Gov. Code Section 54956.9(d)(1)
David Brock vs City of Gardena
WC Claim # 20-149620

2.B CONFERENCE WITH LEGAL COUNSEL - EXISTING LITIGATION
Government Code Section 54945.9(d)(1)
Hugo Gualotuna vs City of Gardena
WC Claim # 21-159525

2.C CONFERENCE WITH LEGAL COUNSEL - EXISTING LITIGATION
Government Code Section 54945.9(d)(1)
Todd Fox vs City of Gardena
WC Claim #20-146697

2.D CONFERENCE WITH LEGAL COUNSEL - EXISTING LITIGATION
Government Code Section 54945.9(d)(1)
Edward Arao vs City of Gardena
WC Claim # 17-132663

2.E CONFERENCE WITH LEGAL COUNSEL - EXISTING LITIGATION
Government Code Section 54945.9(d)(1)
Karen Salas vs City of Gardena
WCAB NO.: ADJ14246677

2.F CONFERENCE WITH LEGAL COUNSEL - EXISTING LITIGATION
Government Code Section 54945.9(d)(1)
Robin Bailon vs City of Gardena
WCAB NO.: ADJ11335698

2.G CONFERENCE WITH LEGAL COUNSEL - EXISTING LITIGATION
Government Code Section 54945.9(d)(1)
Kim Hamlett vs City of Gardena
WCAB NO.: ADJ15290387 and ADJ13839735

CITY ATTORNEY REPORT OUT OF CLOSED SESSION

3. **PLEDGE OF ALLEGIANCE**

4. **INVOCATION**

Joyce Watanabe - Baha'i Faith

5. **PRESENTATIONS**

5.A Senator Steven Bradford - Legislative Update

5.B Assemblymember Tina McKinnor - Introduction and Legislative Update

5.C Boards and Commissions Update - Rent Mediation Board

5.D Gardena Police Department Recognition - LEXIPOL; to be presented by Theresa Maza, Client Success Account Manager (Chief Mike Saffell to accept Recognition)

6. **PROCLAMATIONS**

6.A "Gardena Red Ribbon Week," October 23 through October 31, 2022
Proclamation - Red Ribbon Week 2022.pdf

6.B *Lights on Afterschool* - October 20, 2022
Proclamation - B&G Lights On Afterschool 2022.pdf

7. **APPOINTMENTS**

7.A Planning & Environmental Quality Commission - Carlos Davis
(Appointed by Council Member Love)

7.B Gardena Youth Commission - Samantha Badillo-Cordero
(Appointed by Council Member Love)

8. **CONSENT CALENDAR**

NOTICE TO THE PUBLIC - Roll Call Vote Required On The Consent Calendar
All matters listed under the Consent Calendar will be enacted by one motion unless a Council Member requests Council discussion, in which case that item will be removed from the Consent Calendar and considered separately following this portion of the agenda.

PUBLIC COMMENT ON CONSENT CALENDAR

8.A Waiver of Reading in Full of All Ordinances Listed on this Agenda and that they be read by Title Only
CONTACT: CITY CLERK

8.B Approve Minutes:
Regular Meeting of the City Council, October 11, 2022
CONTACT: CITY CLERK
10112022 REGULAR Minutes Gardena CC Meeting - FINAL.pdf

8.C Approval of Warrants/Payroll Register, October 25, 2022
CONTACT: CITY TREASURER
Warrant-Payroll Register 10-25-22.pdf

8.D Monthly Investment Report, September 2022
CONTACT: CITY TREASURER
September 2022 Investment Report.pdf

8.E Personnel Report P-2022-19 10-25-22
CONTACT: HUMAN RESOURCES
PERS RPT P-2022-19 10-25-22.doc
Classification and Compensation Schedule - Eff. October 25 2022.pdf

9. **EXCLUDED CONSENT CALENDAR**

10. **PLANNING & ENVIRONMENTAL QUALITY COMMISSION ACTION SHEET**

OCTOBER 18, 2022 MEETING - ***Meeting Cancelled***

11. **ORAL COMMUNICATIONS (LIMITED TO A 30-MINUTE PERIOD)**

Oral Communications by the public will be heard for one-half hour at or before 8:30 p.m. or at the conclusion of the last agenda item commenced prior to 8:30 p.m. Oral Communications not concluded at that time shall be resumed at the end of the meeting after Council Reports. Speakers are to limit their remarks to three minutes, unless extended by the Mayor. An amber light will appear to alert the speaker when two minutes are complete, and a red light will appear when three minutes are over. Your cooperation is appreciated.

12. **DEPARTMENTAL ITEMS - ADMINISTRATIVE SERVICES**

13. **DEPARTMENTAL ITEMS - COMMUNITY DEVELOPMENT**

13.A RESOLUTION NO. 6607, Authorizing a Deed Restriction to the Gardena Community Aquatic and Senior Center Properties that is Required as a Condition of the Grant Award for the Statewide Park Development and Community Revitalization Program from the State of California Department of Parks and Recreation, Office of Local Grants and Services

Adopt Resolution No. 6607
Reso 6607.pdf
Deed Restriction Form.pdf

14. **DEPARTMENTAL ITEMS - ELECTED & CITY MANAGER'S OFFICES**

14.A COVID-19 Update

15. **DEPARTMENTAL ITEMS - POLICE**

16. **DEPARTMENTAL ITEMS - PUBLIC WORKS**

16.A Award Construction Contract for the Fire Station No. 158 Roof Replacement Project - Water Damaged Ceiling Repair Phase, JN 509, to Klassic Engineering & Construction, Inc., in the amount of $653,000, Approve the Project Plans & Specifications, Approve Budget Appropriation of $302,000 Deferred Maintenance funds, and Declare California Environmental Quality Act (CEQA) Exemption.

Staff Recommendation:

- **Award Construction Contract**
- **Approve Project Plans and Specification**
- **Approve Budget Appropriation and Contingency**
- **Declare CEQA Exemption**

JN 509_Klassic Engineering & Construction Inc., Bid.pdf
JN 509_FS#158_Full Bid Set Plans.pdf
JN 509_FS#158_Full Bid Specifications.pdf
JN 509_CEQA Notice of Exemption.pdf

16.B Award the Preventative Maintenance and Repair Services for Heating, Ventilating and Air Conditioning (HVAC) Contract to F.M. Thomas Air Conditioning, Inc., in the amount of $234,878 and Declare California Environmental Quality Act (CEQA) Exemption.

Staff Recommendation:

- **Award Preventative Maintenance and Repair Services Contract**
- **Declare CEQA Exemption**

HVAC Maintenace Services RFP.pdf
HVAC Maintenance Services_Addendums.pdf
HVAC Maint Services_F.M. Thomas Air Conditioning Proposal.pdf
HVAC Maint Services_CEQA Notice of Exemption.pdf

17. **DEPARTMENTAL ITEMS - RECREATION & HUMAN SERVICES**

18. **DEPARTMENTAL ITEMS - TRANSPORTATION**

19. **COUNCIL ITEMS**

19.A Consideration of Establishing an Ad Hoc Committee to Provide Recommendations to the City Council on the Use of Grant Funds for the Gardena Boulevard Revitalization Program

Staff respectfully recommends that Council provide direction on establishing an Ad Hoc Committee.

20. **COUNCIL DIRECTIVES**

21. **CITY MANAGER REMARKS RE: DIRECTIVES / COUNCIL ITEMS**

22. **COUNCIL REMARKS**

    1. COUNCIL MEMBER LOVE
    2. COUNCIL MEMBER HENDERSON
    3. MAYOR PRO TEM FRANCIS
    4. MAYOR CERDA
    5. COUNCIL MEMBER TANAKA

23. **ANNOUNCEMENT(S)**

24. **REMEMBRANCES**

25. **ADJOURNMENT**

The Gardena City Council will adjourn to the Closed Session portion of the City Council Meeting at 7:00 p.m. followed by the Regular City Council Meeting at 7:30 p.m. on Tuesday, November 8, 2022.

I hereby certify under penalty of perjury under the laws of the State of California that the foregoing agenda was posted in the City Hall lobby not less than 72 hours prior to the meeting. A copy of said Agenda is available on our website at www.CityofGardena.org.

Dated this 21st day of October 2022

/s/ MINA SEMENZA
MINA SEMENZA, City Clerk

PROCLAMATION

WHEREAS, the abuse of drugs, alcohol, and tobacco impedes the ability of youth and adults to lead healthy, productive lives; and

WHEREAS, California has led the nation in making expansive investments in prevention by launching the most ambitious prevention education programs statewide, advocating that communities and individuals continue prevention / education programs and activities to discourage the abuse of alcohol, tobacco, and other drugs; and

WHEREAS, the Center for Disease Control and Prevention (CDC) and the U.S. Food and Drug Administration (FDA) has issued information about recent outbreaks of lung disease, illness, and deaths associated with E-cigarette and vaping use; and

WHEREAS, the GARDENA DRUG AND ALCOHOL ABUSE PROGRAM (G-DAAP) coalition, in conjunction with the GARDENA HIGH SCHOOL TASK FORCE (HSTF) and AADAP, Inc., are coordinating Gardena's Red Ribbon Week Celebration to support year-round prevention education efforts – offering citizens the opportunity to demonstrate their support of healthy, drug-free lifestyles, and to develop an attitude of intolerance to the use of illegal drugs and the illegal use of legal drugs; and

WHEREAS, established in 1985, the National Red Ribbon Celebration will be observed again, in 2022, in communities across America throughout RED RIBBON WEEK, October 23-31, during which the citizens of Gardena will show their commitment to healthy, drug-free communities by wearing and displaying RED RIBBONS during this week-long campaign;

NOW, THEREFORE, I, Tasha Cerda, Mayor of the CITY OF GARDENA, CALIFORNIA, do hereby proclaim **OCTOBER 23 through 31, 2022**, to be

GARDENA NATIONAL RED RIBBON WEEK

and encourage all citizens of Gardena to participate in drug abuse prevention activities in conjunction with this important observance and to be pro-active within our homes, schools, neighborhoods, and Gardena community-wide to raise awareness and take action against the harm caused by alcohol, tobacco, marijuana, prescription drugs, and other related drug abuse that can deeply impact the lives of our young people in our community.

The City of Gardena is pleased to support the National Red Ribbon Week 2022 Celebration Theme:

"Celebrate Life. Live Drug Free."

Tasha Cerda

MAYOR

Dated: 25th day of October, 2022

PROCLAMATION

WHEREAS, the citizens of the City of Gardena stand firmly committed to quality afterschool programs and opportunities; and

WHEREAS, during the COVID-19 pandemic, Boys & Girls Clubs of Carson afterschool programs have risen to the moment to support youth and are critical supports to help youth recover from this challenging time and address their academic, social, and emotional needs. Afterschool programs provide engaging, hands-on learning and opportunities to connect with caring adults and peers. During the pandemic, programs have innovated to provide remote learning support, virtual programming, care for children of essential workers, meal support, wellness check-ins, and more. Today, programs are supporting young people and families as they navigate the return to school and will continue to innovate to meet ever-changing needs; and

WHEREAS, the City of Gardena has provided significant leadership in community involvement in the education and well-being of youth, grounded in the principle that quality afterschool programs are key to helping our children become successful adults; and

WHEREAS, *Lights on Afterschool*, the national celebration of afterschool programs held this year on October 20th, 2022, promotes the importance of quality afterschool programs in the lives of children, families, and communities; and

WHEREAS, many afterschool programs across the country are facing operating challenges so severe that they are forced to consider closing their doors and turning off their lights.

WHEREAS, the City of Gardena is committed to investing in the health and safety of all young people by providing expanding learning opportunities that help our children learn and grow, while helping them develop the skills essential for success in life and work.

NOW, THEREFORE, I, Tasha Cerda, Mayor of the CITY OF GARDENA, CALIFORNIA, do hereby proclaim **OCTOBER 20th, 2022**, to be

LIGHTS ON AFTERSCHOOL DAY

and encourage all citizens of Gardena to enthusiastically endorse *Lights On Afterschool Day* and commit to engaging in innovative afterschool programs that ensure the lights stay on and the doors stay open for all children after school.

Tasha Cerda

MAYOR

Dated: 25th day of October, 2022

MINUTES
Regular Meeting of the
Gardena City Council
Tuesday, October 11, 2022

The regular meeting of the City Council of the City of Gardena, California, was called to order at 7:05 p.m. on Tuesday, October 11, 2022, in the Council Chamber at City Hall 1700 West 162nd Street, Gardena, California; Mayor Tasha Cerda presiding.

1. ROLL CALL

Present: Mayor Tasha Cerda; Mayor Pro Tem Paulette C. Francis; Council Member Mark E. Henderson; Council Member Rodney G. Tanaka; and Council Member Wanda Love; Other City Officials and Employees present: City Manager Clint Osorio; City Attorney Carmen Vasquez; and City Clerk Mina Semenza.

At 7:07 p.m., the City Council recessed into Closed Session with the following in attendance: Mayor Tasha Cerda; Mayor Pro Tem Paulette C. Francis; Council Member Mark E. Henderson; Council Member Rodney G. Tanaka; Council Member Wanda Love. Other City Officials and Employees present; City Manager Clint Osorio; and City Attorney Carmen Vasquez.

PUBLIC COMMENT ON CLOSED SESSION - ***None***

2. CLOSED SESSION

2.A CONFERENCE WITH LEGAL COUNSEL- EXISTING LITIGATION
Gov. Code Section 54956.9(d)(1)
Estate of Brandon Tranberg Hoadley, et al. v. City of Gardena, et al.
United States District Court, Central District of California, No.2:22-cv-02334-AB-AS

2.B Threat to Public Services or Facilities (Government Code 54957(a)):
Consultation with Police Chief, Michael Saffell

CITY ATTORNEY REPORT OUT OF CLOSED SESSION

Mayor Cerda reconvened the meeting to the Regular Open Session at 7:52 p.m., and the City Clerk noted the return of all Council Members, who were present at the meeting. When City Attorney Vasquez was asked if there was any reportable action from Closed Session, she stated that both items 2.A and 2.B, Council was provided with a staff update but no reportable action was taken.

3. PLEDGE OF ALLEGIANCE

Cadet Anthony Hernandez and Cadet Alexa Estrada led the Pledge of Allegiance. Today we have JROTC Cadet Anthony Hernandez a 2nd year Cadet in the 10th grade and a member of the Color Guard and JROTC Cadet Alexa Estrada a 1st year Cadet in the 11th grade. Both attend Gardena High School and were selected for their eagerness to serve in the community and volunteered to be here tonight.

4. INVOCATION

Presented by The Reverend John E. Ward, Senior Pastor/Minister of Music – First Southern Baptist Church of Gardena, gave the Invocation.

5. PRESENTATIONS

5.A City Clerk Presentation - November 8, 2022 Election Information
- City Clerk Mina Semenza gave the presentation

Mayor Pro Tem Francis asked if the four-day vote center at Rowley Park was enough time to accommodate all the voters; also, asked if anyone can vote at any vote center in LA County. City Clerk Semenza answered all her questions.

5.B Gardena Police Department Recognition - LEXIPOL
- Presentation was tabled to a future meeting – to be determined.

6. PROCLAMATIONS *- None*

7. APPOINTMENTS *– No Appointments were made*

8. CONSENT CALENDAR

8.A Waiver of Reading in Full of All Ordinances Listed on This Agenda and that they Be read by Title Only
CONTACT: CITY CLERK

8.B Approve Minutes:
Regular Meeting of the City Council, September 27, 2022
Special Study Session Meeting, September 29, 2022
CONTACT: CITY CLERK

8.C Approval of Warrants/Payroll Register, October 11, 2022
CONTACT: CITY TREASURER

October 11, 2022: Wire Transfer: 12243-12249; Prepay: 169100-169103; Check Nos: 169104-169270 – for a total Warrants issued in the amount of $2,376,517.89; Total Payroll Issued for October 7, 2022: $1,625,840.41.

8.D Personnel Report P-2022-18 10-11-22
CONTACT: HUMAN RESOURCES

8.E RESOLUTION NO. 6603, Repealing Resolution No. 6563, and Adopting a New Conflict of Interest Code
CONTACT: CITY CLERK

RESOLUTION NO. 6603

A RESOLUTION OF THE CITY COUNCIL OF THE CITY OF GARDENA, CALIFORNIA, REPEALING RESOLUTION NO. 6563, AND ADOPTING A NEW CONFLICT OF INTEREST CODE

8.F Acceptance and Notice of Completion for the Pedestrian Safety Improvements FY 2021-2022 Project, JN 993
CONTACT: PUBLIC WORKS

8.G Approve Carnival Contract with CM AMUSEMENT for Fall Carnival at Mas Fukai Park on Friday, October 28 through Sunday, October 30, 2022
CONTACT: RECREATION AND HUMAN SERVICES

It was moved by Mayor Pro Tem Francis, seconded by Council Member Tanaka, and carried by the following roll call vote to Approve all Items on the Consent Calendar with the exception of Items 8.D and 8.G:

Ayes: Mayor Pro Tem Francis, Council Members Tanaka, Henderson and Love, and Mayor Cerda
Noes: None
Absent: None

9. EXCLUDED CONSENT CALENDAR

8.D HUMAN RESOURCES - Personnel Report P-2022-18 10-11-22
- Item pulled by Mayor Pro Tem Francis

Mayor Pro Tem Francis stated that the side letter should have been put on the agenda as a departmental item not on the consent calendar. She explained that transparency and the process is important especially when it comes to negotiations and contracts and should warrant a discussion.

Council Member Tanaka stated that Mayor Pro Tem Francis makes a good question; he continued to say it's a language change, not an on-call status because it only affects a certain number of sergeants, based on their expertise and training.

Council Member Love stated she agreed with Mayor Pro Tem Francis about the transparency and asked if it will always be part of the personnel report; she then asked how many officers does this affect.

City Manager Osorio explained the reasoning behind putting it on the consent calendar and answered all Council's questions.

Mayor Pro Tem Francis thanked City Manager Osorio for the explanation.

It was moved by Council Member Tanaka, seconded by Mayor Pro Tem Francis, and carried by the following roll call vote to Approve Item 8.D:

Ayes: Council Member Tanaka, Mayor Pro Tem Francis, Council Members Henderson and Love, and Mayor Cerda
Noes: None
Absent: None

8.G RECREATION AND HUMAN SERVICES - Approve Carnival Contract with CM AMUSEMENT for Fall Carnival at Mas Fukai Park on Friday, October 28 through Sunday, October 30, 2022 ***– Item pulled by Mayor Pro Tem Francis***

Mayor Pro Tem Francis asked why was there a change in the contract regarding the company and how are we handling security.

Council Member Love asked about amount of money the City makes as stated in the contract, and wanted to make sure we are making enough to cover the cost;

Mayor Cerda asked if most of our events are profitable.

Council Member Henderson stated that this is similar to our 4th of July event, it's a community benefit and how we subsidize our programs so our community can live, work, play and thrive; he stated that everyone should be reminded of that.

City Manager Osorio explained the process and replied to all of Council's questions.

It was moved by Mayor Pro Tem Francis, seconded by Council Member Love, and carried by the following roll call vote to Approve Item 8.G:

Ayes: Mayor Pro Tem Francis, Council Members Love, Henderson and Tanaka, and Mayor Cerda
Noes: None
Absent: None

10. PLANNING & ENVIRONMENTAL QUALITY COMMISSION ACTION SHEET

10.A OCTOBER 4, 2022 MEETING - *Meeting Cancelled*

11. ORAL COMMUNICATIONS

1) Alex Moran, resident: stated he has been trying to contact the Council, city officials, and law enforcement by phone and email re: a complaint against the Gardena Police Department; Mayor Cerda referred him to speak with Chief Saffell

2) Sarah Mae Harper, representative of the Mayme Dear Library: – came out to update the community about the events happening at the library.

3) Rosemary Vivero, Community Service Liaison for LA County Fire: came out to introduce herself to the Council.

4) Frank Davies, Principal of Gardena High School: came out to inform Council about the three goals they've implemented for their students; gave information about their Instagram account and encouraged everyone to go to their website at www.gardenahs.org to view their bulletin which they publish weekly.

5) City Clerk Mina Semenza, noted for the record that four emails were received from the public stating that they have been forwarded to the City Council, and are available for viewing at the City Clerk's office.

12. DEPARTMENTAL ITEMS - ADMINISTRATIVE SERVICES – *No Items*

13. DEPARTMENTAL ITEMS - COMMUNITY DEVELOPMENT – *No Items*

14. DEPARTMENTAL ITEMS - ELECTED & CITY MANAGER'S OFFICES

14.A RESOLUTION NO. 6584, Adopting Council Policy No. 22-01- City of Gardena Electronic Signature Use Policy

RESOLUTION NO. 6584

A RESOLUTION OF THE CITY COUNCIL OF THE CITY OF GARDENA, CALIFORNIA, ESTABLISHING AN ELECTRONIC SIGNATURE USE POLICY FOR SELECT CITY DOCUMENTS

City Manager Osorio presented the Staff Report.

There was a discussion which included our Mayor, Council, City Attorney, City Clerk, and Deputy City Clerk regarding the following: will the City Clerk be the custodian of records and will the documents be kept in DocuSign and if documents that are kept are cloud based so a FOIA request can be responded to; why do we need this, we are such a small city, what about security; kudos was given to the City Clerk's office for implementing new technology.

City Manager Osorio, City Attorney Vasquez, City Clerk Semenza and Deputy City Clerk Romero responded to all of Council's questions.

It was moved by Council Member Love, seconded by Mayor Pro Tem Francis, and carried by the following roll call vote to Adopt Resolution No. 6584:

Ayes: Council Member Love, Mayor Pro Tem Francis, Council Members Henderson and Tanaka, and Mayor Cerda
Noes: None
Absent: None

14.B COVID-19 Update

City Manager Osorio presented the update.

Council Member Francis asked about the hours of our COVID Testing Center at Rowley Park. Mayor Cerda responded that they are open Monday through Saturday from 9:00a.m. to 3:30p.m. and closed on Sunday.

15. DEPARTMENTAL ITEMS - POLICE

15.A Authorization to Purchase Five (5) Patrol Vehicles from National Auto Fleet Group and Expend Build Out Costs in the Amount Not to Exceed $403,000.

City Manager Osorio presented the Staff Report.

There was a discussion which included Council regarding if it's the older vehicles that are being recycled; how far is end of life; will they last until we get new ones;

when they are re-disposed does that mean they are not operable, can we still send them to auction; that the cars are still serviceable, we can just take the parts out, its still a vehicle that can be auctioned off without all our stuff on it.

City Manager replied to all of Council's questions.

It was moved by Council Member Tanaka, seconded by Mayor Pro Tem Francis, and carried by the following roll call vote to Authorize the Police Department to purchase five (5) new/unused 2023 Ford Utility Police Interceptor AWD vehicles from National Auto Fleet Group and expend the vehicle build-outs for a total amount not to exceed $403,000:

Ayes: Council Member Tanaka, Mayor Pro Tem Francis, Council Members Henderson and Love, and Mayor Cerda
Noes: None
Absent: None

16. <u>DEPARTMENTAL ITEMS - PUBLIC WORKS</u> – *No Items*

17. <u>DEPARTMENTAL ITEMS - RECREATION & HUMAN SERVICES</u> – *No Items*

18. <u>DEPARTMENTAL ITEMS – TRANSPORTATION</u> – *No Items*

19. <u>COUNCIL ITEMS</u> - *None*

20. <u>COUNCIL DIRECTIVES</u>

<u>Mayor Pro Tem Francis</u>

1) Homeless Strategic Plan – Asked for a report of the results of the input from the community and homeless – ***was seconded Council Member Tanaka***

2) Educational public access program with Spectrum – can we get more information about the process; what are the next steps? – ***was seconded by Council Member Henderson***

<u>Council Member Love</u>

1) Asked if we could look into getting the Planning Commission meetings recorded – ***was seconded by Mayor Pro Tem Francis***

2) Asked if we could create an Ad Hoc Committee in order to create a plan for the Gardena Boulevard Revitalization Plan – ***was seconded by Mayor Pro Tem Francis***

3) Asked if the City could put together an after-school program (not activities) for our middle school and high school age students – ***was seconded by Mayor Pro Tem Francis***

4) Asked if staff could prepare an Ordinance with regard to construction demolition similar to Hermosa Beach – ***was seconded by Mayor Pro Tem Francis***

<u>Council Member Henderson</u>

1) Asked if we have an Ordinance with regard to residents turning their houses into convalescent homes for challenged individuals – ***was seconded by Mayor Pro Tem Francis***

21. CITY MANAGER REMARKS RE: DIRECTIVES / COUNCIL ITEMS

City Manager Osorio gave a verbal report of information to follow-up on matters that had been directed or requested by the Mayor and Members of Council. Those items were, as follows:

1. Memo regarding the Wi-Fi pilot project at Rowley Park. The memo goes into detail as far as what is to be covered, the proximate cost and the timeline which is approximately two to three months.
2. Memo regarding surveying local cities requirements for demolition and construction notifications. They've researched 7 different cities and the memo outlines the requirements for those cities.
3. Memo regarding the Dog Park update. The memo outlined 4 possible sites that are available for sale for the city to consider: First, 13500 Crenshaw Blvd., and it is 0.38 acres or 16,739 square feet and available for 2.9 million; 13919 S. Normandie Ave., and it is 0.35 acres or 15,342 square feet and available for 1.2 million; 13700 S. Van Ness Ave., and it is 1.07 acres, the price is not disclosed at this time. It was last sold in 2010 for 2.1 million. Lastly, 1323 W. 132nd Street, and it is 0.19 acres and the price is 4.75 million. The four sites found can be viable in the near future. The memo offers information to be consider for the available sites that fit the parameters of a dog park within the City. They do not want to put it centrally in the residential area, they are looking for somewhere in a commercial, industrial or manufacturing zone within the city.

   Council Member Henderson asked that in regard to the Wi-Fi project we have the duration, but we do not have the approximate start date.

   City Manager Osorio answered, correct, we are still ascertaining the start date and that information will be provided as soon as it is available. Also, made Council Member Henderson aware that Director Beeman was present and available for any questions.

   Director Beeman provided additional information and explained that a public Wi-Fi policy needs to be develop and how they will be proceeding.

   Council Member Love asked about the construction notification; has the staff made a selection of which example we are going to use.

   City Attorney's office answered Council Member Love's question.

4. Video presentation highlighting the Recreation and Human Services Department current and future events.
5. City Manager wished Dr. Henderson, October 2nd; Director of Public Works, Allan Rigg, October 5th; and Chief Saffell, October 26, a Happy Birthday.

22. COUNCIL REMARKS

(1) COUNCIL MEMBER HENDERSON – Commented the Council Meeting was not too bad for their first meeting back in person and thanked staff for the meeting preparation. Since the last Council Meeting, Council Member Henderson attended BizFed Executive Committee meeting, and SCAG meeting regarding Racial Equity Meeting on Connect SoCal 2023 plan. Council Member Henderson also attended the Study Session on the Homeless Plan, meeting with Great Alternatives regarding solar panel installations, and the Heritage Festival. Council Member Henderson gave his condolences to the family of Ingrid Tsukiyama.

(2) MAYOR PRO TEM FRANCIS – Since the last Council Meeting Mayor Pro Tem Francis attended the K9 Breakfast, Heritage Festival, Gardena Holly Park Homeowners Community Association at Rowley Park, and Homeless Study Plan meeting. Mayor Pro Tem Francis invited everyone on October 17th to witness the presentation of $2 million-dollar check from State Senator Steve Bradford for Gardena Blvd. Revitalization. She thanked all staff for being at the meeting as this is her first meeting in person as a council person.

(3) COUNCIL MEMBER TANAKA – Since the last Council Meeting Council Member Tanaka attended the RCC Special Zoom meeting, Finance Committee meeting, Homeless Plan Committee meeting, Fur baby event, Coffee with a Cop, SBCCOG Steering Committee meeting, Harvest Festival, K9 Breakfast commented K9 has a new logo. Lastly, Council Member Tanaka shared he will be working on rekindling the Kiwanis Club for Gardena and if anyone is interested to please call the City Council office and leave your information.

(4) MAYOR CERDA – Since the last Council Meeting, Mayor Cerda attended the Finance Committee meeting, Homeless Study Session, and Economic Investment Conference in Vegas. Mayor Cerda also attended a Conference Summit that was put on by Director Tsujiuchi and Economic Development Manager with some investors and explained the process of investing in Gardena, thanked staff for their work. Attended the K9 Breakfast, and shared she was unable to attend the Harvest Festival. Mayor Cerda thanked all staff for their hard work. Lastly, thanked everyone for joining the meeting and for being patient while meetings were on Zoom.

(5) COUNCIL MEMBER LOVE – Thanked the Parks and Rec staff for their hard work. Since the last meeting Council Member Love attended Coffee with a Cop at Chick-Fil-A, Fur baby event, Homeless Study Session, and Harvest Festival. Council Member Love attended all events the city has planned but missed the K9 Breakfast.

Council Member Francis – Shared if anyone turns 18 years old by October 24, they may register to vote for the November Election. Encouraged everyone to vote!

23. ANNOUNCEMENT(S)

Mayor Cerda announced:

1. Gardena City Council meetings will start recognizing our Veterans again starting November. If anybody is interested in being recognized, application is available at City Hall, online and on social media. The only requirement is that you must live or work in the City of Gardena and be honorably discharged.

2. October 1 – 31, 2022 – Adoptober, which is adopt a cat for only $13 – sponsored by ASPCA. For further information please call City Hall (310) 217-9500.
3. Swing by and Enjoy an afternoon of snacks, sweet treats, & great company: Special Guest Senator Steven Bradford with a Special Funding Presentation for Gardena Blvd Revitalization. Monday, October 17, 2022, 5:00 p.m. – 6:00 p.m. – City Hall Lawn.
4. Fall Carnival – October 28-30, 2022, at Mas Fukai Park located at 15800 Brighton Ave., Gardena. Carnival Pre-Sale Option ends on Thursday, October 27, 2022, at 6:00 p.m.
5. Wobble Before You Gobble Line Dancing Event at Rowley Park, Saturday, November 19, 2022, at 11:00 a.m. – 3:00 p.m., located at 13220 Van Ness Ave., Gardena. Helping Hands Program Opportunity: Bring 5 canned food items or an unwrapped toy and be entered into a special raffle to win a prize basket valued at $900. For more information visit our social media page: Facebook, Instagram, and City of Gardena website.
6. Fall Youth Camp, November 21-23, 25, 2022. Ages 5-12; Locations Freeman and Johnson Park.
7. Winter Youth Camp, December 12-23, 2022; December 26-30, 2022; January 2-6, 2022., offered at Freeman and Johnson Park – Ages 5-12. All information can be found on our City social media pages and city website.

24. REMEMBRANCE

Tue Thi Bui, 86 years of age, beloved Aunt of Hong Lee, Program Coordinator in the Public Works Department. She resided in Gardena for more than 25 years and was a beloved wife, mother, grandmother, and great-grandmother; **Jozef Robert Corwin**, 22 years of age, beloved brother of Katelyn Corwin, Human Resources Coordinator with the Transportation Department; **City Treasurer Emeritus J. Ingrid Tsukiyama**, 74 years of age. Ingrid was first elected as the City Treasurer in 2005 and had previously served the City of Gardena for 11 years as Deputy City Treasurer. She was also a longtime Gardena resident for over 30 years. She will be greatly missed; **Mrs. Gloria Barton**, long time Gardena resident since 1968.

25. ADJOURNMENT

At 9:47 p.m., Mayor Cerda adjourned the Gardena City Council Meeting to the Special Study Session portion of the City Council Meeting at 7:00 p.m., and the Regular City Council Meeting at 7:30 p.m. on Tuesday, October 25, 2022.

MINA SEMENZA
City Clerk of the City of Gardena and
Ex-officio Clerk of the Council

APPROVED:

_____
Tasha Cerda, Mayor

By:_____
Becky Romero, Deputy City Clerk

MEMORANDUM

TO: Honorable Mayor and City Council

FROM: City Treasurer's Office

DATE: October 20, 2022

SUBJECT: WARRANT REGISTER
PAYROLL REGISTER

October 25, 2022	TOTAL WARRANTS ISSUED:	$3,514,342.24

Wire Transfer:	12250-12262
Prepay:	169271
Check Numbers:	169272-169469
Checks Voided:	

Total Pages of Register: 22

October 21, 2022	TOTAL PAYROLL ISSUED:	$2,060,003.87

Guy Mato, City Treasurer

cc: City Clerk

Bank code : usb

Voucher	Date	Vendor	Invoice	PO #	Description/Account	Amount
12250	10/6/2022	419630 U.S. BANK	2075171		2014 TAXABLE LRF BONDS	219,183.08
					Total :	**219,183.08**
12251	10/6/2022	419630 U.S. BANK	2064112		LEASE REVENUE BONDS, SERIES 202	249,000.00
					Total :	**249,000.00**
12252	10/6/2022	111016 KAISER FOUNDATION HEALTH PLAN	OCTOBER 2022/RET		HEALTH INSURANCE	50,658.93
					Total :	**50,658.93**
12253	10/6/2022	111016 KAISER FOUNDATION HEALTH PLAN	OCTOBER 2022		HEALTH INSURANCE	248,123.12
					Total :	**248,123.12**
12254	9/16/2022	111374 LINCOLN NATIONAL LIFE, INSURANCE COMPA	SEPTEMBER 2022		LIFE INSURANCE GRP PLANS	3,260.21
					Total :	**3,260.21**
12255	10/7/2022	111894 HEALTHNOW ADMINISTRATIVE, SERVICES	U4748		HEALTH INSURANCE CLAIMS	61,199.84
					Total :	**61,199.84**
12256	10/11/2022	111894 HEALTHNOW ADMINISTRATIVE, SERVICES	SEPTEMBER 2022		HEALTH, DENTAL & LIFE INSURANCE	116,452.64
					Total :	**116,452.64**
12257	10/11/2022	111894 HEALTHNOW ADMINISTRATIVE, SERVICES	OCTOBER 2022		HEALTH, DENTAL & LIFE INSURANCE	112,088.43
					Total :	**112,088.43**
12258	10/11/2022	104058 ADMINSURE INC.	101022		WORKERS' COMP CLAIMS	57,369.22
					Total :	**57,369.22**
12259	10/14/2022	111894 HEALTHNOW ADMINISTRATIVE, SERVICES	U4749		HEALTH INSURANCE CLAIMS	55,304.27
					Total :	**55,304.27**
12260	10/14/2022	104058 ADMINSURE INC.	101222		WORKERS' COMP CLAIMS	24,433.24
					Total :	**24,433.24**
12261	10/18/2022	111374 LINCOLN NATIONAL LIFE, INSURANCE COMPA	OCTOBER 2022		LIFE INSURANCE GRP PLANS	3,279.21
					Total :	**3,279.21**
12262	10/18/2022	104058 ADMINSURE INC.	101722		WORKERS' COMP CLAIMS	19,445.55

Bank code : usb

Voucher	Date	Vendor	Invoice	PO #	Description/Account	Amount
12262	10/18/2022	104058 104058 ADMINSURE INC.	(Continued)		**Total :**	**19,445.55**
169271	10/19/2022	100759 MILLER, KENNETH	101922		FINAL SETTLEMENT	10,000.00
					Total :	**10,000.00**
169272	10/25/2022	107712 AFFORDABLE GENERATOR SERVICES, INC.	22341	037-10134	GENERATOR INSPECTION SERVICE	255.00
					Total :	**255.00**
169273	10/25/2022	101748 AFTERMARKET PARTS COMPANY LLC, THE	82815252	037-10167	GTRANS AUTO PARTS	928.68
			82815484	037-10167	GTRANS AUTO PARTS	728.18
			82816458	037-10167	GTRANS AUTO PARTS	263.80
			82818226	037-10167	GTRANS AUTO PARTS	648.64
			8285797	037-10167	GTRANS AUTO PARTS	5,164.68
					Total :	**7,733.98**
169274	10/25/2022	112295 AMERICA'S BEST ROOFING CO.	PERMIT #50022-0957		PERMIT CANCELLATION REFUND	234.00
					Total :	**234.00**
169275	10/25/2022	108625 ARAD OIL INC.	090122-092822		SEPTEMBER 2022	360.00
					Total :	**360.00**
169276	10/25/2022	111284 ARZU, KINSHA	RECEIPT#543718		REFUND - PROGRAM CANCELED DUE	60.00
					Total :	**60.00**
169277	10/25/2022	104687 AT&T	18828502		TELEPHONE	396.20
			18855943		TELEPHONE	1,022.60
			18920760		TELEPHONE	409.74
			18920761		TELEPHONE	295.98
			18921071		TELEPHONE - CITYWIDE	18,812.74
			18923880		TELEPHONE	569.28
					Total :	**21,506.54**
169278	10/25/2022	616090 AT&T	3103232408 10/01/22		TELEPHONE	3,162.77
					Total :	**3,162.77**
169279	10/25/2022	111170 AT&T FIRSTNET	287290885074X101022		CITYWIDE CELL PHONE ACCT #287290	1,957.08
			287293416290x101022		PD CELL PHONE ACCT #287293416290	1,842.88
			287295242065X101022		PD CELL PHONE ACCT #287295242065	259.10

Bank code : usb

Voucher	Date	Vendor	Invoice	PO #	Description/Account	Amount
169279	10/25/2022	111170 AT&T FIRSTNET	(Continued)			
			287298156560X101022		COVID-19 FIRSTNET COMMUNICATION	1,709.02
			287303490376X101022		BUS CELL PHONE ACCT #28730349037	1,709.06
					Total :	**7,477.14**
169280	10/25/2022	100964 AT&T MOBILITY	828667974x10162022		CM CELL PHONE ACCT #828667974	86.46
					Total :	**86.46**
169281	10/25/2022	108383 ATKINSON, ANDELSON, LOYA, RUDD & ROMC	661088		PROFESSIONAL SERVICES	4,018.50
					Total :	**4,018.50**
169282	10/25/2022	112288 AVILA, MARIANO	PERMIT #50021-0238		PERMIT DEPOSIT REFUND - 1510 W. 17	7,500.00
					Total :	**7,500.00**
169283	10/25/2022	110190 BASNET FAMILY CHILD CARE	SEPTEMBER 2022		CHILD CARE PROVIDER	9,945.00
					Total :	**9,945.00**
169284	10/25/2022	102400 BAYSIDE MEDICAL CENTER	00144954		BLOOD DRAW	381.60
					Total :	**381.60**
169285	10/25/2022	102035 BD WHITE TOP SOIL CO., INC.	87175		PARK MAINT SUPPLIES	57.88
			87626		PARK MAINT SUPPLIES	43.82
					Total :	**101.70**
169286	10/25/2022	102135 BEHRENDS, KENT	143	023-01401	IT NETWORK SUPPORT - OUTSIDE RE	2,000.00
					Total :	**2,000.00**
169287	10/25/2022	112299 BERMUDEZ, JASMINE	10/04-10/07		NEOGOV CONFERENCE - PER DIEM	150.00
					Total :	**150.00**
169288	10/25/2022	108715 BOBBS FAMILY CHILDCARE	SEPTEMBER 2022		CHILD CARE PROVIDER	3,791.00
					Total :	**3,791.00**
169289	10/25/2022	111902 BPR CONSULTING GROUP LLC	256	032-00114	CONSULTING SERVICES - JULY 2022	431,889.67
			302	032-00114	CONSULTING SERVICES - AUGUST 202	83,040.51
			361	032-00114	CONSULTING SERVICES - SEPTEMBEF	72,301.24
					Total :	**587,231.42**

Bank code : usb

Voucher	Date	Vendor	Invoice	PO #	Description/Account	Amount
169290	10/25/2022	105008 CALIFORNIA BUILDING STANDARDS, COMMIS	JUL-SEP 2022		BUILDING STANDARDS ADMIN SPECIA	598.50
					Total :	**598.50**
169291	10/25/2022	103383 CALPORTLAND	95641199		STREET MAINT SUPPLIES	1,148.50
					Total :	**1,148.50**
169292	10/25/2022	110313 CALTIP	94-2022-SEP	037-10137	INSURANCE CLAIMS DEDUCTIBLE - SE	5,841.17
					Total :	**5,841.17**
169293	10/25/2022	110538 CANNON COMPANY	81870	024-00807	VERMONT AVE IMPROVEMENTS (ARTE	1,936.00
			81941	024-00808	VERMONT ST IMPROVEMENT (ROSECI	307.50
			81942	024-00807	VERMONT AVE IMPROVEMENTS (ARTE	7,370.95
					Total :	**9,614.45**
169294	10/25/2022	823003 CARL WARREN & COMPANY	SEPTEMBER 2022		CLAIMS MANAGEMENT	1,839.25
					Total :	**1,839.25**
169295	10/25/2022	112073 CAROLLO ENGINEERS, INC	FB27886	024-00828	PROFESSIONAL SERVICES - SEWER M	33,979.84
					Total :	**33,979.84**
169296	10/25/2022	803420 CARPENTER, ROTHANS & DUMONT, LAW OFF	42057		LEGAL SERVICES	957.15
			42058		LEGAL SERVICES	18.00
			42059		LEGAL SERVICES	108.00
			42060		LEGAL SERVICES	2,235.75
			42061		LEGAL SERVICES	331.22
			42064		LEGAL SERVICES	1,872.00
			42065		LEGAL SERVICES	1,334.04
			42067		LEGAL SERVICES	74.55
			42068		LEGAL SERVICES	36.00
					Total :	**6,966.71**
169297	10/25/2022	109956 CASTILLA, RICHARD	JANUARY 2018		VOLUNTEER DRIVER	10.00
					Total :	**10.00**
169298	10/25/2022	303331 CDTFA	JUL-SEP 2022		UNDERGROUND STORAGE TANK MAIN	1,617.00
					Total :	**1,617.00**
169299	10/25/2022	108845 CECILE AND MIGHTY, INTERNATIONAL	4661		CANDLELIGHT DINNER ENTERTAINME	300.00

Bank code : usb

Voucher	Date	Vendor	Invoice	PO #	Description/Account	Amount
169299	10/25/2022	108845 108845 CECILE AND MIGHTY, INTERNATIONAL (Continued)			**Total :**	**300.00**
169300	10/25/2022	103489 CF UNITED LLC	070122-073122		CAR WASH - JULY 2022	120.00
			080122-083122		CAR WASH - AUGUST 2022	78.00
			090122-093022		CAR WASH - SEPTEMBER 2022	65.00
					Total :	**263.00**
169301	10/25/2022	110605 CHANDLER ASSET MANAGEMENT	2209GARDENA	013-00030	INVESTMENT MGMT SERVICES - SEPT	2,443.36
					Total :	**2,443.36**
169302	10/25/2022	108378 CHARLES E. THOMAS COMPANY INC.	90183	037-10158	DESIGNATED OPERATOR SERVICES	200.00
			90184	037-10158	ANNUAL FILTER REPLACEMENT	384.12
					Total :	**584.12**
169303	10/25/2022	111612 CHARTER COMMUNICATION	PERMIT #17469		PERMIT DEPOSIT REFUND - 14532 HAL	994.00
					Total :	**994.00**
169304	10/25/2022	103127 CHILD 2 CHILD CONNECTION, FAMILY DAY CA	SEPTEMBER 2022		CHILD CARE PROVIDER	2,735.00
					Total :	**2,735.00**
169305	10/25/2022	112297 CHOI, JACKIE	09/28-09/29		ICSC WESTERN CONFERENCE - PER D	50.00
					Total :	**50.00**
169306	10/25/2022	203115 CILVA, ALICE	11/02-11/04		2022 CMRTA ANNUAL CONFERENCE - F	50.00
					Total :	**50.00**
169307	10/25/2022	101209 CLE INTERNATIONAL	SFOCEQ-26092022-1332		CEQA CONFERENCE REGISTRATION	995.00
					Total :	**995.00**
169308	10/25/2022	111534 CLEAN ENERGY	CE12531730	037-10180	GTRANS OFFSITE CNG FUELING SERV	56,875.20
					Total :	**56,875.20**
169309	10/25/2022	110215 CLEVER DEVICES LTD	PI00005104	037-09906	PURCHASE AND INSTALLATION OF GR	7,306.79
					Total :	**7,306.79**
169310	10/25/2022	102388 COPYLAND, INC.	77029	037-10175	GTRANS - 47X80 INCH BANNER	373.95
			80080	037-10175	GTRANS - 10X5 INCH COLOR CARDS	35.25
			80361	037-10175	GTRANS - ROAD CALL REPORT, 5.5X8.5	400.81

Bank code : usb

Voucher	Date	Vendor	Invoice	PO #	Description/Account	Amount
169310	10/25/2022	102388 COPYLAND, INC.	(Continued)			
			80441	037-10175	GTRANS - WORK/OT FORM, 5.5X8.5	972.46
			80501	037-10175	GTRANS - 24"X36" FULL COLOR YARD	90.73
					Total :	**1,873.20**
169311	10/25/2022	106193 CUMMINS SALES AND SERVICE	X4-31613		GTRANS AUTO PARTS	2,168.32
			X4-32473		PW AUTO PARTS	192.60
					Total :	**2,360.92**
169312	10/25/2022	102228 DAILY BREEZE	0011563091		NOTICE OF PUBLIC HEARING - HUD	622.88
					Total :	**622.88**
169313	10/25/2022	111377 DE NOVO PLANNING GROUP	3632	032-00088	PROFESSIONAL SERVICES - GARDEN/	5,087.50
					Total :	**5,087.50**
169314	10/25/2022	104310 DEPARTMENT OF CONSERVATION	JUL-SEP 2022		STRONG MOTION INSTRUMENTATION	1,852.35
					Total :	**1,852.35**
169315	10/25/2022	104343 DISCOUNT SCHOOL SUPPLY	W91101750101	331-00063	FCC PROGRAM SUPPLIES	374.11
					Total :	**374.11**
169316	10/25/2022	111953 ECONOMICO ANIMAL HOSPITAL	092822		VETERINARY SERVICES - ANIMAL CON	200.00
					Total :	**200.00**
169317	10/25/2022	110534 EL DORADO NATIONAL	90726010		GTRANS BUS VEHICLE SUPPLIES	1,723.94
			90762009		GTRANS BUS VEHICLE SUPPLIES	1,448.68
					Total :	**3,172.62**
169318	10/25/2022	105418 EMPIRE CLEANING SUPPLY	S5361636	034-00551	CUSTODIAL SUPPLIES	2,155.63
					Total :	**2,155.63**
169319	10/25/2022	107690 ENLIGHTENMENT CHILD, DEVELOPMENT CEI	SEPTEMBER 2022		CHILD CARE PROVIDER	8,911.00
					Total :	**8,911.00**
169320	10/25/2022	105778 ENNIS PAINT, INC.	425655 BAL		STREET MAINT SUPPLIES	81.49
					Total :	**81.49**
169321	10/25/2022	106459 ENTERPRISE FM TRUST	FBN4574861	023-01402	ENTERPRISE LEASE - OCTOBER 2022	10,173.26

Bank code : usb

Voucher	Date	Vendor	Invoice	PO #	Description/Account	Amount
169321	10/25/2022	106459 ENTERPRISE FM TRUST	(Continued)			
			FBN4582999	023-01402	ENTERPRISE LEASE - OCTOBER 2022	3,341.14
					Total :	**13,514.40**
169322	10/25/2022	112287 ENVIROHEALTH SOLUTIONS, LLC	PERMIT #17481		PERMIT DEPOSIT REFUND - 13629 SOU	3,000.00
					Total :	**3,000.00**
169323	10/25/2022	101676 ENVIRONMENTAL SYSTEMS RESEARCH	94322374		ARCGIS SOFWARE LICENSE	900.00
					Total :	**900.00**
169324	10/25/2022	107510 ESCALANTE, WENDY E.	SEPTEMBER 2022		CHILD CARE PROVIDER	6,120.00
					Total :	**6,120.00**
169325	10/25/2022	100055 FAIR HOUSING FOUNDATION	SEPTEMBER 2022		CDBG CONSULTANT	1,834.11
					Total :	**1,834.11**
169326	10/25/2022	106129 FEDEX	7-885-21953		SHIPPING SERVICES	28.72
			7-899-36514		SHIPPING SERVICES	29.55
					Total :	**58.27**
169327	10/25/2022	106100 FORENSIC NURSE SPECIALISTS INC	5155		SART EXAM	1,000.00
					Total :	**1,000.00**
169328	10/25/2022	106465 FOX FIRST AID & SAFETY INC	68605		PARK MAINT SUPPLIES	44.10
			68613		STREET MAINT SUPPLIES	52.92
					Total :	**97.02**
169329	10/25/2022	116894 FRED PRYOR SEMINAR/CAREERTRACK	297810		CUSTOMER SERVICE TRAINING - CITY	3,200.00
					Total :	**3,200.00**
169330	10/25/2022	107724 GARCIA, CLAUDIA CRISTINA	SEPTEMBER 2022		CHILD CARE PROVIDER	9,229.00
					Total :	**9,229.00**
169331	10/25/2022	207133 GARCIA, NANCY C.	SEPTEMBER 2022		CHILD CARE PROVIDER	11,988.00
					Total :	**11,988.00**
169332	10/25/2022	108183 GARDENA ACE HARDWARE	82269		STREET MAINT SUPPLIES	-36.35
			83961		STREET MAINT SUPPLIES	13.80

Bank code : usb

Voucher	Date	Vendor	Invoice	PO #	Description/Account	Amount
169332	10/25/2022	108183 GARDENA ACE HARDWARE	(Continued)			
			88224		STREET MAINT SUPPLIES	36.35
					Total :	**13.80**
169333	10/25/2022	107030 GARDENA AUTO PARTS	157783		PD AUTO PARTS	9.90
			158984		PD AUTO PARTS	119.00
			160139		PW AUTO PARTS	617.36
					Total :	**746.26**
169334	10/25/2022	107034 GARDENA WELDING SUPPLY CO INC.	95 123390		GTRANS MAINT SUPPLIES	55.07
			95 123401		PW MAINT SUPPLIES - CHASE BUILDIN	74.42
					Total :	**129.49**
169335	10/25/2022	619005 GAS COMPANY, THE	10032022		GAS	38.09
			100722		CNG FUEL	1,533.65
					Total :	**1,571.74**
169336	10/25/2022	111964 GCAP SERVICES, INC.	006	037-10116	CNG PROJECT LABOR COMPLIANCE A	447.50
					Total :	**447.50**
169337	10/25/2022	106763 GENERAL INDUSTRIAL TOOL &, SUPPLY	1194572-01		PW MAINT SUPPLIES	1,088.17
					Total :	**1,088.17**
169338	10/25/2022	106470 GILLIG LLC	40962296	037-10174	GTRANS AUTO PARTS	191.23
					Total :	**191.23**
169339	10/25/2022	111406 GLEN, SHARON	RECEIPT#263/75136		REFUND - EVENT CANCELED DUE TO (	30.00
					Total :	**30.00**
169340	10/25/2022	619004 GOLDEN STATE WATER CO.	100522		WATER	11,634.81
					Total :	**11,634.81**
169341	10/25/2022	107513 GRAINGER	9417099052		BUS FACILITY SUPPLIES	418.57
			9463240052		BUS FACILITY SUPPLIES	14.90
			9463338377		BUS FACILITY SUPPLIES	44.89
			9468900692		COVID-19 EMERGENCY SUPPLIES	1,128.96
					Total :	**1,607.32**

Bank code : usb

Voucher	Date	Vendor	Invoice	PO #	Description/Account	Amount
169342	10/25/2022	110435 GUERRERO, ANGELICA	SEPTEMBER 2022		CHILD CARE PROVIDER	10,203.00
					Total :	**10,203.00**
169343	10/25/2022	108607 HENDERSON-BATISTE, TANEKA	SEPTEMBER 2022		CHILD CARE PROVIDER	8,778.00
					Total :	**8,778.00**
169344	10/25/2022	112076 HERNANDEZ, ROSA	020		INTERN SERVICES - 09/29-10/12/22	1,533.00
					Total :	**1,533.00**
169345	10/25/2022	111549 HF & H CONSULTANTS, LLC	9719564		CONSULTING SERVICES - SOLID WAST	13,387.75
					Total :	**13,387.75**
169346	10/25/2022	108434 HOME DEPOT CREDIT SERVICES	4540186		BLDG MAINT SUPPLIES	34.11
			5312867		BLDG MAINT SUPPLIES - CHASE BUILD	359.21
			6474623		GTRANS MAINT SUPPLIES	461.95
			9351071		PARK MAINT SUPPLIES	55.55
					Total :	**910.82**
169347	10/25/2022	100275 HONEYWELL	5261122145	024-00862	HVAC SYSTEM MAINTENANCE - JUL-SE	26,558.56
					Total :	**26,558.56**
169348	10/25/2022	104572 HUDSON AUDIO WORKS	11762	034-00552	FWB FESTIVAL - BACKLINE & SOUND	2,645.00
					Total :	**2,645.00**
169349	10/25/2022	111593 INTER-CON SECURITY SYSTEMS INC	BD0098705	037-10095	GTRANS SECURITY SERVICES - SEPTE	346.20
			BD0098706	037-10095	GTRANS SECURITY SERVICES - SEPTE	1,586.75
			BD0098716	037-10095	GTRANS SECURITY SERVICES - SEPTE	6,954.74
					Total :	**8,887.69**
169350	10/25/2022	110733 J & S PROPERTY MANAGEMENT AND, MAINTE	6809	037-10138	LANDSCAPE MAINTENANCE SERVICE	2,112.66
					Total :	**2,112.66**
169351	10/25/2022	108579 J.D. FIELDS LUMBER COMPANY	5455		STREET MAINT SUPPLIES	101.46
					Total :	**101.46**
169352	10/25/2022	100436 J.J. KELLER & ASSOCIATES, INC	9107205431	037-10124	FLEET MANAGEMENT AND COMPLIAN	1,750.00
			9107261074	037-10124	FLEET MANAGEMENT AND COMPLIAN	955.55
			9107286685		FLEET MANAGEMENT AND COMPLIAN	-15.95

Bank code : usb

Voucher	Date	Vendor	Invoice	PO #	Description/Account	Amount
169352	10/25/2022	100436 J.J. KELLER & ASSOCIATES, INC	(Continued)			
			9107335402		FLEET MANAGEMENT AND COMPLIAN(	-416.00
					Total :	**2,273.60**
169353	10/25/2022	107642 JAPANESE AUTOMOTIVE CENTER, INC.	0301665		2009 CHEVY SILVERADO 3500 #132766	944.81
					Total :	**944.81**
169354	10/25/2022	105226 JEKAL FAMILY CHILD CARE	SEPTEMBER 2022		CHILD CARE PROVIDER	10,095.00
					Total :	**10,095.00**
169355	10/25/2022	111329 JOHNSON, DANA	RECEIPT#283/74577		REFUND - CLASS CANCELED DUE TO (	24.50
					Total :	**24.50**
169356	10/25/2022	110853 JONES & MAYER	112154		ATTORNEY SERVICES	81.04
			112155		ATTORNEY SERVICES	648.34
			112156		ATTORNEY SERVICES	693.53
			112157		ATTORNEY SERVICES	155.07
			112158		ATTORNEY SERVICES	162.08
			112159		ATTORNEY SERVICES	162.08
			112160		ATTORNEY SERVICES	54.03
			112161		ATTORNEY SERVICES	324.17
			112162		ATTORNEY SERVICES	2,414.58
			112163		ATTORNEY SERVICES	432.23
			112164		ATTORNEY SERVICES	1,642.66
			112165		ATTORNEY SERVICES	243.12
			112166		ATTORNEY SERVICES	2,835.46
			112167		ATTORNEY SERVICES	11,853.40
			112168		ATTORNEY SERVICES	3,295.71
			112415		ATTORNEY SERVICES	10,589.49
					Total :	**35,586.99**
169357	10/25/2022	110456 KHAIRZADA FAMILY CHILD CARE	SEPTEMBER 2022		CHILD CARE PROVIDER	4,263.00
					Total :	**4,263.00**
169358	10/25/2022	110385 KIMLEY-HORN AND ASSOCIATES, INC	22220574	032-00102	DEVELOPMENT SERVICES - NORMAND	8,409.84
			22400200	032-00102	DEVELOPMENT SERVICES - NORMAND	8,054.20
					Total :	**16,464.04**

Bank code : usb

Voucher	Date	Vendor	Invoice	PO #	Description/Account	Amount
169359	10/25/2022	111517 KIRK'S AUTOMOTIVE INC.	1063980		GTRANS SHOP SUPPLIES	19.02
					Total :	**19.02**
169360	10/25/2022	111045 KJ SERVICES	2508		BOTTLE & CAN RECYCLING PROGRAM	723.73
			2514		BOTTLE & CAN RECYCLING PROGRAM	212.50
					Total :	**936.23**
169361	10/25/2022	109939 LA UNIFORMS & TAILORING	13685		PD UNIFORM SUPPLIES	1,593.11
			13733		PD UNIFORM SUPPLIES	24.26
			13747		PD UNIFORM SUPPLIES	698.95
			13777		PD UNIFORM SUPPLIES	670.81
			13825		PD UNIFORM SUPPLIES	669.24
			13864		PD UNIFORM SUPPLIES	104.63
			13866		PD UNIFORM SUPPLIES	104.63
			13871		PD UNIFORM SUPPLIES	566.30
			13945		PD UNIFORM SUPPLIES	141.89
					Total :	**4,573.82**
169362	10/25/2022	112015 LACERDA, DALVANICE	SEPTEMBER 2022		CHILD CARE PROVIDER	11,298.00
					Total :	**11,298.00**
169363	10/25/2022	111167 LAFLORA-CHERRY, KAI'DEN	101		BLACK HISTORY MONTH - DJ SERVICE	150.00
					Total :	**150.00**
169364	10/25/2022	110777 LEARN N PLAY FAMILY DAYCARE	SEPTEMBER 2022		CHILD CARE PROVIDER	3,066.00
					Total :	**3,066.00**
169365	10/25/2022	102376 LEXISNEXIS RISK SOLUTIONS	1328345-20220930		MONTHLY SUBSCRIPTION FEE	1,964.20
					Total :	**1,964.20**
169366	10/25/2022	102233 LITTLE PEOPLE DAY CARE	SEPTEMBER 2022		CHILD CARE PROVIDER	7,233.00
					Total :	**7,233.00**
169367	10/25/2022	112292 LIUTVONSKAS, DANIEL	CIT #144132570		REFUND - INTERCEPTED WRONG TAX	70.00
					Total :	**70.00**
169368	10/25/2022	312665 LOS ANGELES SUPERIOR COURT	JUL-SEPT 2022	035-01174	PARKING CITATION SURCHARGE	58,234.00

Bank code : usb

Voucher	Date	Vendor	Invoice	PO #	Description/Account	Amount
169368	10/25/2022	312665 312665 LOS ANGELES SUPERIOR COURT	(Continued)		**Total :**	**58,234.00**
169369	10/25/2022	109563 LUCKY LADY CASINO	0850000185		ECONOMIC ASSISTANCE - SEPTEMBEI	47,539.86
					Total :	**47,539.86**
169370	10/25/2022	112615 LU'S LIGHTHOUSE, INC.	01227071	037-10148	GTRANS SHOP SUPPLIES	341.09
			01228213	037-10148	GTRANS SHOP SUPPLIES	63.66
			01228814	037-10148	GTRANS SHOP SUPPLIES	366.63
					Total :	**771.38**
169371	10/25/2022	109834 MARCELLUS, ALIX	10/24-10/26		ANNUAL JAIL TRAINING - PER DIEM	150.00
					Total :	**150.00**
169372	10/25/2022	110306 MARIPOSA LANDSCAPES, INC	2504	024-00873	TREE TRIMMING MAINTENANCE SERV	55,076.00
					Total :	**55,076.00**
169373	10/25/2022	110306 MARIPOSA LANDSCAPES, INC	99658	024-00872	MEDIAN LANDSCAPE MAINTENANCE	8,864.00
					Total :	**8,864.00**
169374	10/25/2022	107644 MARTINEZ, CHERYL NAOMI	SEPTEMBER 2022		CHILD CARE PROVIDER	10,377.00
					Total :	**10,377.00**
169375	10/25/2022	104773 MARTINEZ, KAMBY	SEPTEMBER 2022		CHILD CARE PROVIDER	10,418.00
					Total :	**10,418.00**
169376	10/25/2022	113046 MARX BROS. FIRE EXTINGUISHER, CO., INC.	H105523		TEST KIT	311.90
					Total :	**311.90**
169377	10/25/2022	112269 MASTER ROOTER & PLUMBING INC.	PERMIT #17449		PERMIT DEPOSIT REFUND - 1341 W. G.	136.00
					Total :	**136.00**
169378	10/25/2022	102942 MAUREEN KANE & ASSOCIATES, INC	0987		REGISTRATION - TECHNICAL TRAININ(	1,500.00
					Total :	**1,500.00**
169379	10/25/2022	113064 MCMASTER-CARR SUPPLY COMPANY	85928049		GTRANS SHOP SUPPLIES	254.39
					Total :	**254.39**
169380	10/25/2022	112293 MEDINA, DANIEL	101022		FINAL SETTLEMENT	260.34

Bank code : usb

Voucher	Date	Vendor	Invoice	PO #	Description/Account	Amount
169380	10/25/2022	112293 112293 MEDINA, DANIEL	(Continued)		**Total :**	**260.34**
169381	10/25/2022	108699 MEZIERE ENTERPRISES INC.	90416		ELECTRIC WATER PUMP	635.34
					Total :	**635.34**
169382	10/25/2022	110206 MICHELIN NORTH AMERICA, INC.	DA0051938319	037-10172	GTRANS' BUS TIRE LEASE SERVICES -	7,776.21
			DA0052221258	037-10172	GTRANS' BUS TIRE LEASE SERVICES -	6,295.19
					Total :	**14,071.40**
169383	10/25/2022	111604 MICRO ELECTRONICS, INC	12124383	023-01409	COMPUTER REPLACEMENT PARTS	7,786.64
			12133480	023-01409	COMPUTER REPLACEMENT PARTS	4,594.92
					Total :	**12,381.56**
169384	10/25/2022	111625 MILLER, CHEYENNE	RECEIPT #75278		REFUND - EVENT CANCELLED DUE TC	25.00
					Total :	**25.00**
169385	10/25/2022	112263 MODERN IRON INC	092622-A	024-00879	RUSH GYMNASIUM HANDICAPPED RA	9,850.00
					Total :	**9,850.00**
169386	10/25/2022	102534 MONCADA, BARBARA	SEPTEMBER 2022		VOLUNTEER DRIVER	21.00
					Total :	**21.00**
169387	10/25/2022	109056 MULTICARD	39942		PD SERVICE EQUIPMENT CONTRACT /	1,250.00
					Total :	**1,250.00**
169388	10/25/2022	113295 MUNISERVICES, LLC	INV06-014966		UUT WIRED COMPLIANCE SERVICES	190.43
			INV06-014967		UUT CELLULAR COMPLIANCE SERVICI	318.23
					Total :	**508.66**
169389	10/25/2022	113605 MUTUAL LIQUID GAS & EQUIPMENT, CO., INC	623637		PROPANE GAS	701.17
					Total :	**701.17**
169390	10/25/2022	109290 MZ AUTO GLASS	89419		WINDOW INSTALL FOR BUS #2003	600.00
					Total :	**600.00**
169391	10/25/2022	105622 N/S CORPORATION	0112881	037-10165	GTRANS BUS WASH EQUIPMENT MAIN	550.00
					Total :	**550.00**

Bank code : usb

Voucher	Date	Vendor	Invoice	PO #	Description/Account	Amount
169392	10/25/2022	111370 NV5 INC.	292211	024-00804	CONSULTING SERVICES - ARTESIA LAI	108.55
					Total :	**108.55**
169393	10/25/2022	112059 OC PUMP COMPANY	154445-A/RETENTION		RETENTION - PD SEWER PUMP PROJE	4,012.19
					Total :	**4,012.19**
169394	10/25/2022	110575 OCCUPATIONAL HEALTH CENTERS, OF CALIF	76795045		PHYSICAL RECERTIFICATION	554.00
			76880037		PHYSICAL EXAMS & RANDOM TEST	614.00
			76880928		PHYSICAL RECERTIFICATION	206.00
					Total :	**1,374.00**
169395	10/25/2022	115168 OFFICE DEPOT	259926118		REC OFFICE SUPPLIES	30.25
			262310858-002		PD OFFICE SUPPLIES	14.95
			263077465-002		CM OFFICE SUPPLIES	9.96
			267541691		BUS OFFICE SUPPLIES	27.86
			267766356		REC OFFICE SUPPLIES	54.45
			267766400		REC OFFICE SUPPLIES	65.49
			267766401		REC OFFICE SUPPLIES	52.91
			267830211		BUS OFFICE SUPPLIES	70.80
			268334109		BUS OFFICE SUPPLIES	250.68
			270823428		IT OFFICE SUPPLIES	70.71
			270824835		IT OFFICE SUPPLIES	35.10
					Total :	**683.16**
169396	10/25/2022	110846 ORDORICA, ANTHONY	SEPTEMBER 2022		VOLUNTEER DRIVER	28.00
					Total :	**28.00**
169397	10/25/2022	115810 ORKIN PEST CONTROL	234280798		PEST CONTROL - ACCT #27336703	261.00
			234280799		PEST CONTROL - ACCT #27336703	261.00
					Total :	**522.00**
169398	10/25/2022	111954 PAN PACIFIC ENVIRONMENTAL GRP	22-1092		STORMWATER DRAIN CLEANING SER\	1,950.00
					Total :	**1,950.00**
169399	10/25/2022	110403 PENN RECORDS MANAGEMENT	0132215		OFF-SITE STORAGE SERVICES - SEPT	58.00
					Total :	**58.00**
169400	10/25/2022	112173 PEREZ, NATHALIE	10/04-10/07		NEOGOV CONFERENCE - PER DIEM	150.00

Bank code : usb

Voucher	Date	Vendor	Invoice	PO #	Description/Account	Amount
169400	10/25/2022	112173 112173 PEREZ, NATHALIE	(Continued)		**Total :**	**150.00**
169401	10/25/2022	307101 PETTY CASH FUND	08/26-10/12/22		REPLENISH PETTY CASH	639.36
					Total :	**639.36**
169402	10/25/2022	105574 PINNACLE PETROLEUM, INC.	0289792	037-10173	87 OCTANE REGULAR UNLEADED CAR	48,189.32
			0289793	037-10173	87 OCTANE REGULAR UNLEADED CAR	47,566.11
					Total :	**95,755.43**
169403	10/25/2022	105574 PINNACLE PETROLEUM, INC.	0290472	024-00853	87 OCTANE REGULAR UNLEADED CAR	24,027.67
					Total :	**24,027.67**
169404	10/25/2022	112272 PROFESSIONAL DEVELOPMENT, ACADEMY	111015	034-00553	HIGH PERFORMANCE LEADERSHIP TR	6,995.00
			111016	034-00553	HIGH PERFORMANCE LEADERSHIP TR	6,995.00
					Total :	**13,990.00**
169405	10/25/2022	116663 PROGRESSIVE SOLUTIONS, INC.	3858	032-00115	ONLINE BUILDING PERMITS PROJECT	3,000.00
					Total :	**3,000.00**
169406	10/25/2022	111883 PROJECT PARTNERS, INC.	10825	024-00783	PROJECT MANAGEMENT SERVICES	11,220.00
					Total :	**11,220.00**
169407	10/25/2022	102677 PROVIDENCE HEALTH & SERVICES	600000283 10/05/22		PRE-EMPLOYMENT PHYSICAL EXAMS	1,950.00
					Total :	**1,950.00**
169408	10/25/2022	106092 PRUDENTIAL OVERALL SUPPLY	42744233		UNIFORM & SUPPLY RENTAL	307.15
			42752429		UNIFORM & SUPPLY RENTAL	314.85
			42754538		UNIFORM & SUPPLY RENTAL	805.46
			42756510		UNIFORM & SUPPLY RENTAL	321.65
			42758288		UNIFORM & SUPPLY RENTAL	321.65
			42766441		UNIFORM & SUPPLY RENTAL	325.90
			42768289		UNIFORM & SUPPLY RENTAL	1,037.01
			42768713	034-00538	CUSTODIAL SUPPLIES	620.75
			42768714		UNIFORM & SUPPLY RENTAL	147.63
			42768715		UNIFORM & SUPPLY RENTAL	47.44
			42768716		UNIFORM & SUPPLY RENTAL	51.20
			42768717		UNIFORM & SUPPLY RENTAL	15.35
			42768718		UNIFORM & SUPPLY RENTAL	20.90

Bank code : usb

Voucher	Date	Vendor	Invoice	PO #	Description/Account	Amount
169408	10/25/2022	106092 PRUDENTIAL OVERALL SUPPLY	(Continued)			
			42768719		UNIFORM & SUPPLY RENTAL	99.00
			42768720		UNIFORM & SUPPLY RENTAL	13.30
			42770309		UNIFORM & SUPPLY RENTAL	325.90
			42770726		UNIFORM & SUPPLY RENTAL	147.63
			42770727		UNIFORM & SUPPLY RENTAL	47.44
			42770728		UNIFORM & SUPPLY RENTAL	51.20
			42772505		UNIFORM & SUPPLY RENTAL	322.40
			42772998	034-00538	CUSTODIAL SUPPLIES	964.60
			42772999		UNIFORM & SUPPLY RENTAL	147.63
			42773000		UNIFORM & SUPPLY RENTAL	47.44
			42773001		UNIFORM & SUPPLY RENTAL	51.20
			42773002		UNIFORM & SUPPLY RENTAL	15.35
			42773003		UNIFORM & SUPPLY RENTAL	20.90
			42773004		UNIFORM & SUPPLY RENTAL	99.00
			42773005		UNIFORM & SUPPLY RENTAL	13.30
					Total :	**6,703.23**
169409	10/25/2022	116820 PSOMAS	188519	037-09987	GTRANS DESIGN BUILD CONSTRUCTI(	2,013.00
					Total :	**2,013.00**
169410	10/25/2022	117603 QUALITY MEDICAL SERVICE	23977	037-10033	BUS FIRST AID SUPPLIES	677.77
					Total :	**677.77**
169411	10/25/2022	102283 QUICK COLOR PRINTING	15860	032-00116	ECON DEV PRESENTATION FOLDERS	3,307.50
					Total :	**3,307.50**
169412	10/25/2022	100147 RCI IMAGE SYSTEMS	77116		MICROFICHE SCANNING - 1303 W 163F	78.28
					Total :	**78.28**
169413	10/25/2022	111257 RHEE, MICHAEL	RECEIPT#183/75499		REFUND - PROGRAM CANCELED DUE	120.00
					Total :	**120.00**
169414	10/25/2022	118476 RICOH USA, INC.	9030770926		RICOH MPC3503 COPIER LEASE - GTR	1,193.25
			9030770928		RICOH MPC3503 COPIER LEASE - FCC	209.22
			9030771015		RICOH DD6650P COPIER LEASE - PRIN	695.30
			9030771190		RICOH COPIER LEASE & USAGE CHAR	2,603.65

Bank code : usb

Voucher	Date	Vendor	Invoice	PO #	Description/Account	Amount
169414	10/25/2022	118476 RICOH USA, INC.	(Continued)			
			9030771213		RICOH MPC6502SP COPIER LEASE -	306.35
					Total :	**5,007.77**
169415	10/25/2022	106263 RISK MANAGEMENT PROFESSIONALS, INC.	172678	024-00882	LOCAL HAZARD MITIGATION PLAN UPI	5,000.00
					Total :	**5,000.00**
169416	10/25/2022	111867 RJM DESIGN GROUP	35293	024-00795	DESIGN & ENGINEERING SERVICES - A	353,047.18
					Total :	**353,047.18**
169417	10/25/2022	100585 RKA CONSULTING GROUP	32731		ENGINEERING & SURVEYING SERVICE	1,120.00
					Total :	**1,120.00**
169418	10/25/2022	107146 ROADLINE PRODUCTS INC. U.S.A.	17781 BAL		PD PROGRAM SUPPLIES	250.00
					Total :	**250.00**
169419	10/25/2022	102988 RODRIGUEZ, DANNY	GEPCO 2022		GEPCO LOAN	2,000.00
					Total :	**2,000.00**
169420	10/25/2022	105295 RODRIGUEZ, DIANA	GEPCO 2022		GEPCO LOAN	2,000.00
					Total :	**2,000.00**
169421	10/25/2022	107551 RUIZ CONCRETE & PAVING INC	092922 #4	024-00840	PEDESTRIAN SAFETY IMPROVEMENT	3,175.14
					Total :	**3,175.14**
169422	10/25/2022	119022 SAFE MART OF SOUTHERN, CALIFORNIA, INC	93532		BLDG MAINT SUPPLIES	13.23
			93630		CD PROGRAM SUPPLIES	18.19
					Total :	**31.42**
169423	10/25/2022	108654 SECTRAN SECURITY INC.	22092055		ARMORED TRANSPORTATION SERVICI	1,908.47
			22100764		ARMORED TRANSPORTATION SERVICI	831.68
			22100765		ARMORED TRANSPORTATION SERVICI	225.79
					Total :	**2,965.94**
169424	10/25/2022	104451 SELECT ADVANTAGE	10347707		TRANSIT COACH OPERATOR ASSESSM	275.00
					Total :	**275.00**
169425	10/25/2022	110731 SHAW HR CONSULTING, INC	005592		PROFESSIONAL SERVICES	17.50

Bank code : usb

Voucher	Date	Vendor	Invoice	PO #	Description/Account	Amount
169425	10/25/2022	110731 110731 SHAW HR CONSULTING, INC	(Continued)		**Total :**	**17.50**
169426	10/25/2022	106050 SHEHATA, AMY	SEPTEMBER 2022		CHILD CARE PROVIDER	7,133.00
					Total :	**7,133.00**
169427	10/25/2022	109918 SHIGE'S FOREIGN CAR SERVICE, INC.	8091528	035-01176	2016 FORD INTRCPTR #1488057 SERVI	253.77
			8091549	035-01176	2018 FORD INTRCPTR #1554676 OIL &	26.00
			8091581	035-01176	2018 NISS FRONTIER #1529609 SERVIC	158.43
			8091582	035-01176	2018 NISS FRONTIER #1529614 SERVIC	318.59
			8091691	035-01176	2017 FORD INTRCPTR #1488142 DIAGN	251.12
			8092317	035-01176	2016 FORD INTRCPTR #1488059 SERVI	721.99
					Total :	**1,729.90**
169428	10/25/2022	101649 SILVIA ESPINOZA FAMILY CHILD, CARE	SEPTEMBER 2022		CHILD CARE PROVIDER	9,068.00
					Total :	**9,068.00**
169429	10/25/2022	119378 SMARDAN SUPPLY CO.	S3873942		BLDG MAINT SUPPLIES	1,049.54
					Total :	**1,049.54**
169430	10/25/2022	109531 SMILLIN, MAGE	SEPTEMBER 2022		CHILD CARE PROVIDER	9,977.00
					Total :	**9,977.00**
169431	10/25/2022	111090 SMITH, LAQUITA	RECEIPT# 183/75241		REFUND - YOUTH SOCCER	45.00
					Total :	**45.00**
169432	10/25/2022	106079 SOSA, HECTOR	12/01-12/20		2021-22 OCTA CERTIFIED MAINT TRAIN	216.92
					Total :	**216.92**
169433	10/25/2022	119447 SOUTH BAY FORD	511342		2013 FORD F550 SERVICE & REPAIR	1,872.65
					Total :	**1,872.65**
169434	10/25/2022	119423 SOUTH BAY PAINT & TOOL CO.	22029		STREET MAINT SUPPLIES	199.10
					Total :	**199.10**
169435	10/25/2022	619003 SOUTHERN CALIFORNIA EDISON	100322		LIGHT & POWER	44,565.89
					Total :	**44,565.89**
169436	10/25/2022	103202 SOUTHERN COUNTIES LUBRICANTS, LLC	172043		BUS AUTOMOTIVE FLUIDS	1,828.66

Bank code : usb

Voucher	Date	Vendor	Invoice	PO #	Description/Account	Amount
169436	10/25/2022	103202 SOUTHERN COUNTIES LUBRICANTS, LLC	(Continued)			
			172340		BUS AUTOMOTIVE FLUIDS	1,878.61
					Total :	**3,707.27**
169437	10/25/2022	108238 SPARKLETTS	14211220 100522		DRINKING WATER FILTRATION SYSTEM	39.99
					Total :	**39.99**
169438	10/25/2022	111778 SPCALA	2022-0930	032-00109	ANIMAL SHELTER SERVICES	9,143.75
					Total :	**9,143.75**
169439	10/25/2022	109067 SPEAKWRITE	8062132b		TRANSCRIPTION SERVICES - SEPTEM	141.23
					Total :	**141.23**
169440	10/25/2022	104126 SPECTRUM	0027122101122		CABLE & BACKUP INTERNET SERVICE	4,082.17
					Total :	**4,082.17**
169441	10/25/2022	119594 STANLEY PEST CONTROL	COG 0922		PEST CONTROL SERVICE - 1670 W 162	654.00
			COG 0922-1		PEST CONTROL SERVICE -2320 W 149	117.00
					Total :	**771.00**
169442	10/25/2022	819977 STATE FARM INSURANCE COMPANY	101722		FINAL SETTLEMENT	5,839.37
					Total :	**5,839.37**
169443	10/25/2022	110699 TALLO INTING, AEDONN TIM	PERMIT #39546		REFUND - PERMIT RENEWAL NOT NEE	125.00
					Total :	**125.00**
169444	10/25/2022	110877 TAYLORING MINDS FAMILY CHILD, CARE	SEPTEMBER 2022		CHILD CARE PROVIDER	4,410.00
					Total :	**4,410.00**
169445	10/25/2022	107928 TELECOM LAW FIRM, P.C.	13588	032-00117	PROFESSIONAL SERVICES - EFR #6-22	2,598.00
					Total :	**2,598.00**
169446	10/25/2022	109994 TEMPS INCORPORATED	100222158	037-10187	GTRANS DATA COLLECTION SERVICES	1,768.22
					Total :	**1,768.22**
169447	10/25/2022	108809 TEXAS REFINERY CORP.	246250	024-00883	PW AUTOMOTIVE FLUIDS	2,016.99
					Total :	**2,016.99**

Bank code : usb

Voucher	Date	Vendor	Invoice	PO #	Description/Account	Amount
169448	10/25/2022	109775 TOMS TRUCK CENTER NORTH COUNTY	1281697	037-10177	GTRANS AUTO PARTS	594.79
					Total :	**594.79**
169449	10/25/2022	106018 TRANE U.S. INC.	12962839		BUS FACILITY MAINT SUPPLIES	1,004.76
					Total :	**1,004.76**
169450	10/25/2022	105584 TRE PRINTING	3168		PD FIELD SUPPLIES	1,921.73
					Total :	**1,921.73**
169451	10/25/2022	120854 TURF STAR INC.	7240103		PW AUTO PARTS	451.07
					Total :	**451.07**
169452	10/25/2022	111940 TURNER, KEVIN	RECEIPT #48560		REFUND - REPORT WAS NOT RELEASE	23.00
					Total :	**23.00**
169453	10/25/2022	100896 U.S. BANK	6672612		ADMIN FEES & INCIDENTAL EXPENSES	2,500.00
					Total :	**2,500.00**
169454	10/25/2022	109900 U.S. BANK CORPORATE PAYMENT, SYSTEMS	FINANCE 09/22/22		CAL CARD STATEMENT 08/23-09/22/22	6,445.61
			GOLDMAN 09/22/22		CAL CARD STATEMENT 08/23-09/22/22	-277.48
				SS		
			NOLAN 09/22/22		CAL CARD STATEMENT 08/23-09/22/22	9,896.19
				024-00881		
			ROMERO 09/22/22		CAL CARD STATEMENT 09/22/22	1,351.52
			SANTOS 09/22/22		CAL CARD STATEMENT 08/23-09/22/22	4,902.06
			SWEENEY 09/22/22		CAL CARD STATEMENT 08/23-09/22/22	5,048.29
					Total :	**27,366.19**
169455	10/25/2022	121275 UNDERGROUND SERVICE ALERT, OF SC	22-2301010		STATE REGULATORY COSTS - BILLABL	45.50
			920220294		NEW TICKETS	120.25
					Total :	**165.75**
169456	10/25/2022	105549 VALDEZ, MATILDE	SEPTEMBER 2022		CHILD CARE PROVIDER	13,545.00
					Total :	**13,545.00**
169457	10/25/2022	122050 VERIZON WIRELESS	9917866244		PW CELL PHONE SERVICE~	938.86
					Total :	**938.86**

Bank code : usb

Voucher	Date	Vendor	Invoice	PO #	Description/Account	Amount
169458	10/25/2022	103841 VILLAGE AUTO SPA	JUN-SEPT 2022		CAR WASH	78.99
					Total :	**78.99**
169459	10/25/2022	105259 VINI'S PARTY RENTALS	738459	034-00554	RENTAL - CHAIRS & BANQUET TABLES	2,928.65
					Total :	**2,928.65**
169460	10/25/2022	105254 VISION TIRE	01/18/2022		ANIMAL CONTROL VEHICLE REPAIR	20.79
					Total :	**20.79**
169461	10/25/2022	101195 WASTE RESOURCES GARDENA	101822		WASTE COLLECTION	264,322.03
					Total :	**264,322.03**
169462	10/25/2022	123146 WEST BASIN WATER ASSOCIATION	220906-7		ANNUAL MEMBERSHIP DUES	500.00
					Total :	**500.00**
169463	10/25/2022	110370 WESTERN COLLISION CENTER, INC	1084	035-01177	2022 FORD INTRCPTR #1630457 BODY	7,413.21
					Total :	**7,413.21**
169464	10/25/2022	112294 WILLIAMS, RANDY	CIT #144488		REFUND - CITATION REDUCED	322.00
					Total :	**322.00**
169465	10/25/2022	105568 WORTHY, PATRICIA	SEPTEMBER 2022		VOLUNTEER DRIVER	28.00
					Total :	**28.00**
169466	10/25/2022	107051 ZAVALETA, MARITZA	SEPTEMBER 2022		CHILD CARE PROVIDER	3,901.00
					Total :	**3,901.00**
169467	10/25/2022	109768 ZEBRA, C/O CTE	2023-9	037-10192	GTRANS MEMBERSHIP DUES	3,000.00
					Total :	**3,000.00**
169468	10/25/2022	126122 ZEP SALES & SERVICE	9007827609		BUS SHOP SUPPLIES	352.05
					Total :	**352.05**
169469	10/25/2022	104934 ZUMAR INDUSTRIES, INC.	97339		GTRANS BUS SIGNAGE	876.10
			97340		GTRANS BUS SIGNAGE	665.48
					Total :	**1,541.58**

212 Vouchers for bank code : usb **Bank total : 3,514,342.24**

Bank code : usb

Voucher	Date	Vendor	Invoice	PO #	Description/Account	Amount
212	Vouchers in this report				Total vouchers :	3,514,342.24

Bank code : usb

Voucher	Date	Vendor	Invoice	PO #	Description/Account	Amount

CLAIMS VOUCHER APPROVAL

I hereby certify that the demands or claims covered by the checks listed on pages 1 to 22 inclusive of the check register are accurate and funds are available for payment thereof.

By: _____
Director of Administrative Services

This is to certify that the claims or demands covered by checks listed on pages 1 to 22 inclusive of the check register have been audited by the City Council of the City of Gardena and that all of the said checks are approved for payment except check numbers:

_____

_____ 10/25/22
Mayor Date

_____ _____
Councilmember Date

_____ _____
Councilmember Date

Acknowledged:

_____ _____
Councilmember Date

_____ _____
Councilmember Date

CITY OF GARDENA

INVESTMENT REPORT

September 2022

Prepared by Danny Rodriguez, Deputy City Treasurer
Reviewed by Ray Beeman, Director of Administrative Services

City of Gardena Consolidated - Account #10647

MONTHLY ACCOUNT STATEMENT

SEPTEMBER 1, 2022 THROUGH SEPTEMBER 30, 2022

Chandler Team:
For questions about your account, please call (800) 317-4747,
or contact **operations@chandlerasset.com**

CHANDLER ASSET MANAGEMENT
chandlerasset.com

Information contained herein is confidential. We urge you to compare this statement to the one you receive from your qualified custodian. Please see Important Disclosures.

City of Gardena Consolidated

Account #10647

Portfolio Summary

As of September 30, 2022

PORTFOLIO CHARACTERISTICS

Average Modified Duration	0.67
Average Coupon	1.66%
Average Purchase YTM	1.64%
Average Market YTM	2.82%
Average S&P/Moody Rating	AA/Aa1
Average Final Maturity	0.75 yrs
Average Life	0.70 yrs

ACCOUNT SUMMARY

	Beg. Values as of 8/31/22	End Values as of 9/30/22
Market Value	74,620,690	74,264,241
Accrued Interest	199,847	215,699
Total Market Value	**74,820,536**	**74,479,940**
Income Earned	82,142	92,056
Cont/WD		
Par	69,775,798	69,859,488
Book Value	75,854,257	75,930,460
Cost Value	76,007,769	76,098,493

TOP ISSUERS

Local Agency Investment Fund	50.8%
Government of United States	20.4%
CalTrust	8.5%
Federal Home Loan Mortgage Corp	2.7%
Federal Home Loan Bank	2.1%
Federal National Mortgage Assoc	1.5%
Federal Farm Credit Bank	1.5%
MUFG Bank Ltd/NY	0.7%
Total	**88.2%**

SECTOR ALLOCATION

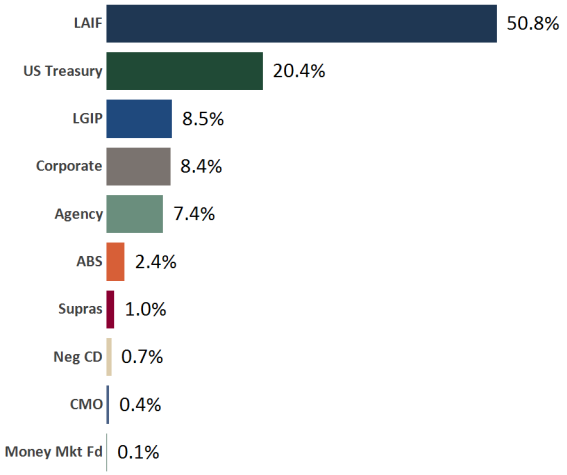

MATURITY DISTRIBUTION

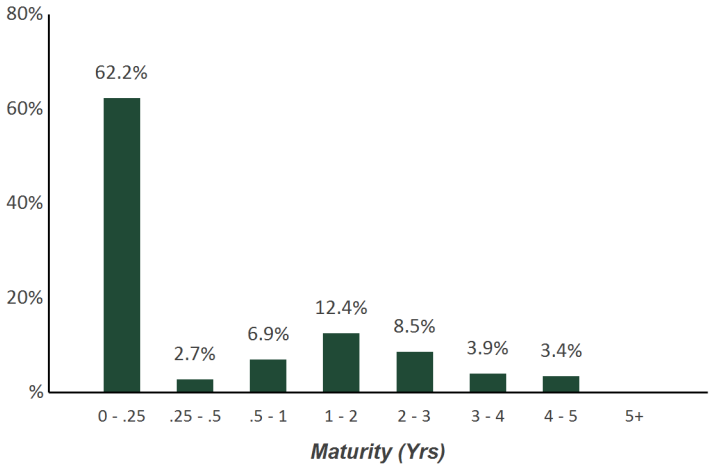

CREDIT QUALITY (S&P)

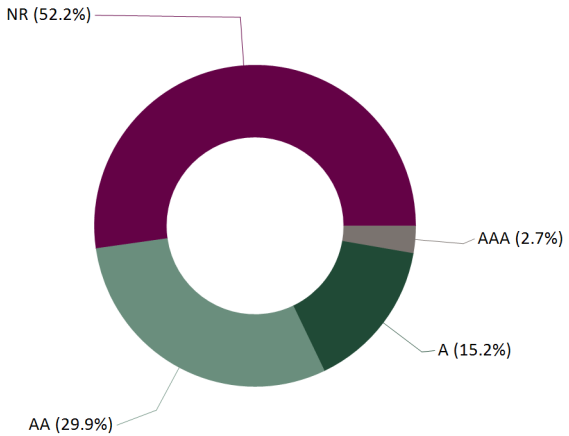

Holdings Report

As of September 30, 2022

CUSIP	Security Description	Par Value/Units	Purchase Date Book Yield	Cost Value Book Value	Mkt Price Mkt YTM	Market Value Accrued Int.	% of Port. Gain/Loss	Moody/S&P Fitch	Maturity Duration
ABS									
43815NAC8	Honda Auto Receivables Trust 2019-3 A3 1.78% Due 8/15/2023	7,811.81	08/20/2019 1.79%	7,811.74 7,811.81	99.89 3.58%	7,803.18 6.18	0.01% (8.63)	Aaa / AAA NR	0.87 0.06
92348AAA3	Verizon Owner Trust 2019-C A1A 1.94% Due 4/22/2024	13,537.25	10/01/2019 1.95%	13,536.20 13,536.89	99.77 3.38%	13,505.64 8.02	0.02% (31.25)	NR / AAA AAA	1.56 0.16
89232HAC9	Toyota Auto Receivable Own 2020-A A3 1.66% Due 5/15/2024	70,604.06	07/06/2020 0.70%	72,159.55 71,258.54	99.39 3.93%	70,170.97 52.09	0.09% (1,087.57)	Aaa / AAA NR	1.62 0.27
65479JAD5	Nissan Auto Receivables Owner 2019-C A3 1.93% Due 7/15/2024	26,607.21	10/16/2019 1.94%	26,605.80 26,606.68	99.62 3.76%	26,506.50 22.82	0.04% (100.18)	Aaa / AAA NR	1.79 0.21
43813KAC6	Honda Auto Receivables Trust 2020-3 A3 0.37% Due 10/18/2024	56,053.94	09/22/2020 0.38%	56,045.70 56,050.97	97.82 4.54%	54,832.75 7.49	0.07% (1,218.22)	NR / AAA AAA	2.05 0.52
58769KAD6	Mercedes-Benz Auto Lease Trust 2021-B A3 0.4% Due 11/15/2024	80,000.00	06/22/2021 0.40%	79,993.96 79,996.94	96.54 4.75%	77,233.52 14.22	0.10% (2,763.42)	NR / AAA AAA	2.13 0.80
09690AAC7	BMW Vehicle Lease Trust 2021-2 A3 0.33% Due 12/26/2024	50,000.00	09/08/2021 0.34%	49,994.84 49,997.21	97.15 4.51%	48,574.25 2.75	0.07% (1,422.96)	Aaa / NR AAA	2.24 0.68
89236XAC0	Toyota Auto Receivables 2020-D A3 0.35% Due 1/15/2025	44,342.65	10/06/2020 0.36%	44,334.39 44,338.20	98.07 4.58%	43,485.42 6.90	0.06% (852.78)	NR / AAA AAA	2.30 0.46
92290BAA9	Verizon Owner Trust 2020-B A 0.47% Due 2/20/2025	105,592.51	08/04/2020 0.48%	105,570.34 105,580.80	98.46 4.20%	103,968.81 15.16	0.14% (1,611.99)	Aaa / NR AAA	2.39 0.41
05601XAC3	BMW Vehicle Lease Trust 2022-1 A3 1.1% Due 3/25/2025	85,000.00	01/11/2022 1.11%	84,987.29 84,991.36	96.29 4.76%	81,843.53 15.58	0.11% (3,147.83)	NR / AAA AAA	2.48 1.02
43813GAC5	Honda Auto Receivables Trust 2021-1 A3 0.27% Due 4/21/2025	69,734.18	02/17/2021 0.27%	69,732.90 69,733.57	97.08 4.95%	67,699.96 5.23	0.09% (2,033.61)	Aaa / NR AAA	2.56 0.62
47788UAC6	John Deere Owner Trust 2021-A A3 0.36% Due 9/15/2025	60,000.00	03/02/2021 0.37%	59,988.47 59,993.47	96.11 4.92%	57,663.60 9.60	0.08% (2,329.87)	Aaa / NR AAA	2.96 0.86
43815GAC3	Honda Auto Receivables Trust 2021-4 A3 0.88% Due 1/21/2026	85,000.00	11/16/2021 0.89%	84,982.08 84,986.78	94.61 4.70%	80,419.61 20.78	0.11% (4,567.17)	Aaa / NR AAA	3.31 1.43
47789QAC4	John Deere Owner Trust 2021-B A3 0.52% Due 3/16/2026	70,000.00	07/13/2021 0.52%	69,993.76 69,995.81	94.50 4.71%	66,151.82 16.18	0.09% (3,843.99)	Aaa / NR AAA	3.46 1.33

Holdings Report

As of September 30, 2022

CUSIP	Security Description	Par Value/Units	Purchase Date Book Yield	Cost Value Book Value	Mkt Price Mkt YTM	Market Value Accrued Int.	% of Port. Gain/Loss	Moody/S&P Fitch	Maturity Duration
ABS									
89238JAC9	Toyota Auto Receivables Trust 2021-D A3 0.71% Due 4/15/2026	65,000.00	11/09/2021 0.71%	64,998.62 64,998.99	94.72 4.62%	61,570.34 20.51	0.08% (3,428.65)	NR / AAA AAA	3.54 1.37
43815BAC4	Honda Auto Receivables Trust 2022-1 A3 1.88% Due 5/15/2026	165,000.00	02/15/2022 1.89%	164,975.18 164,979.82	95.03 4.81%	156,800.49 137.87	0.21% (8,179.33)	Aaa / AAA NR	3.62 1.73
43815PAC3	Honda Auto Receivables 2022-2 A3 3.73% Due 7/20/2026	105,000.00	08/15/2022 3.76%	104,993.74 104,993.95	98.30 4.57%	103,209.75 141.43	0.14% (1,784.20)	NR / AAA AAA	3.81 2.11
89238FAD5	Toyota Auto Receivables OT 2022-B A3 2.93% Due 9/15/2026	115,000.00	04/07/2022 2.95%	114,997.31 114,997.70	96.96 4.69%	111,508.83 149.76	0.15% (3,488.87)	Aaa / AAA NR	3.96 1.76
47787JAC2	John Deere Owner Trust 2022-A A3 2.32% Due 9/16/2026	130,000.00	03/10/2022 2.34%	129,971.24 129,975.71	95.59 5.00%	124,273.24 134.04	0.17% (5,702.47)	Aaa / NR AAA	3.96 1.67
47800AAC4	John Deere Owner Trust 2022-B A3 3.74% Due 2/16/2027	135,000.00	07/12/2022 3.77%	134,987.11 134,987.83	97.65 4.86%	131,833.31 224.40	0.18% (3,154.52)	Aaa / NR AAA	4.38 2.16
36265WAD5	GM Financial Securitized Auto 2022-3 A3 3.64% Due 4/16/2027	90,000.00	07/06/2022 3.67%	89,999.38 89,999.42	97.83 4.82%	88,044.84 136.50	0.12% (1,954.58)	Aaa / NR AAA	4.55 1.90
02582JJT8	American Express Credit Trust 2022-2 A 3.39% Due 5/17/2027	185,000.00	05/17/2022 3.42%	184,959.08 184,963.97	96.77 4.75%	179,024.50 278.73	0.24% (5,939.47)	NR / AAA AAA	4.63 2.44
Total ABS		**1,814,283.61**	**1.87%**	**1,815,618.68 1,814,776.42**	**4.66%**	**1,756,124.86 1,426.24**	**2.36% (58,651.56)**	**Aaa / AAA AAA**	**3.35 1.40**
AGENCY									
3130ADRG9	FHLB Note 2.75% Due 3/10/2023	350,000.00	04/11/2019 2.34%	355,330.50 350,597.25	99.55 3.77%	348,437.95 561.46	0.47% (2,159.30)	Aaa / AA+ NR	0.44 0.44
3137EAER6	FHLMC Note 0.375% Due 5/5/2023	305,000.00	05/05/2020 0.39%	304,871.90 304,974.68	97.79 4.16%	298,264.69 463.85	0.40% (6,709.99)	Aaa / AA+ AAA	0.59 0.58
3135G04Q3	FNMA Note 0.25% Due 5/22/2023	245,000.00	05/20/2020 0.35%	244,262.55 244,843.08	97.61 4.04%	239,153.57 219.48	0.32% (5,689.51)	Aaa / AA+ AAA	0.64 0.63
3137EAES4	FHLMC Note 0.25% Due 6/26/2023	300,000.00	06/24/2020 0.35%	299,124.00 299,785.60	97.21 4.13%	291,615.00 197.92	0.39% (8,170.60)	Aaa / AA+ AAA	0.74 0.72
3135G05G4	FNMA Note 0.25% Due 7/10/2023	250,000.00	07/08/2020 0.32%	249,462.50 249,861.58	97.13 4.04%	242,819.00 140.63	0.33% (7,042.58)	Aaa / AA+ AAA	0.78 0.76

Holdings Report

As of September 30, 2022

CUSIP	Security Description	Par Value/Units	Purchase Date Book Yield	Cost Value Book Value	Mkt Price Mkt YTM	Market Value Accrued Int.	% of Port. Gain/Loss	Moody/S&P Fitch	Maturity Duration
AGENCY									
3137EAEV7	FHLMC Note 0.25% Due 8/24/2023	300,000.00	08/19/2020 0.28%	299,694.00 299,908.87	96.54 4.21%	289,626.90 77.08	0.39% (10,281.97)	Aaa / AA+ AAA	0.90 0.88
3137EAEW5	FHLMC Note 0.25% Due 9/8/2023	300,000.00	09/11/2020 0.24%	300,093.00 300,029.21	96.24 4.38%	288,712.80 47.92	0.39% (11,316.41)	Aaa / AA+ AAA	0.94 0.92
3135G0U43	FNMA Note 2.875% Due 9/12/2023	350,000.00	09/25/2019 1.63%	366,702.00 353,993.71	98.59 4.41%	345,063.95 531.08	0.46% (8,929.76)	Aaa / AA+ AAA	0.95 0.92
3137EAEY1	FHLMC Note 0.125% Due 10/16/2023	225,000.00	10/14/2020 0.25%	224,160.75 224,708.75	95.71 4.37%	215,350.65 128.91	0.29% (9,358.10)	Aaa / AA+ AAA	1.04 1.02
3137EAEZ8	FHLMC Note 0.25% Due 11/6/2023	335,000.00	11/03/2020 0.28%	334,698.50 334,889.69	95.64 4.35%	320,390.32 337.33	0.43% (14,499.37)	Aaa / AA+ AAA	1.10 1.07
3130A0F70	FHLB Note 3.375% Due 12/8/2023	350,000.00	10/30/2019 1.72%	372,781.50 356,580.65	98.80 4.42%	345,783.55 3,707.81	0.47% (10,797.10)	Aaa / AA+ AAA	1.19 1.14
3130AT3H8	FHLB Note 3.375% Due 3/8/2024	700,000.00	08/25/2022 3.46%	699,160.00 699,214.00	98.62 4.37%	690,360.30 2,428.13	0.93% (8,853.70)	Aaa / AA+ NR	1.44 1.38
3130A1XJ2	FHLB Note 2.875% Due 6/14/2024	155,000.00	03/24/2020 0.99%	167,010.95 159,844.88	97.52 4.40%	151,149.03 1,324.50	0.20% (8,695.85)	Aaa / AA+ NR	1.71 1.63
3133ENKS8	FFCB Note 1.125% Due 1/6/2025	750,000.00	Various 1.60%	740,054.10 742,191.31	93.16 4.32%	698,702.26 1,992.19	0.94% (43,489.05)	Aaa / AA+ AAA	2.27 2.19
3133ENPG9	FFCB Note 1.75% Due 2/14/2025	415,000.00	02/10/2022 1.84%	413,891.95 414,122.67	94.26 4.32%	391,161.16 948.16	0.53% (22,961.51)	Aaa / AA+ AAA	2.38 2.28
3135G06G3	FNMA Note 0.5% Due 11/7/2025	350,000.00	11/18/2020 0.52%	349,639.50 349,774.84	89.07 4.30%	311,741.50 700.00	0.42% (38,033.34)	Aaa / AA+ AAA	3.11 3.01
Total Agency		**5,680,000.00**	**1.30%**	**5,720,937.70 5,685,320.77**	**4.26%**	**5,468,332.63 13,806.45**	**7.36% (216,988.14)**	**Aaa / AA+ AAA**	**1.37 1.32**
CMO									
3137B4GY6	FHLMC K032 A2 3.31% Due 5/25/2023	275,000.00	07/23/2019 2.21%	285,881.84 276,835.68	99.22 4.31%	272,849.50 151.71	0.37% (3,986.18)	NR / NR AAA	0.65 0.57
Total CMO		**275,000.00**	**2.21%**	**285,881.84 276,835.68**	**4.31%**	**272,849.50 151.71**	**0.37% (3,986.18)**	**NR / NR AAA**	**0.65 0.57**

Holdings Report

As of September 30, 2022

CUSIP	Security Description	Par Value/Units	Purchase Date Book Yield	Cost Value Book Value	Mkt Price Mkt YTM	Market Value Accrued Int.	% of Port. Gain/Loss	Moody/S&P Fitch	Maturity Duration
CORPORATE									
89236TEL5	Toyota Motor Credit Corp Note 2.7% Due 1/11/2023	200,000.00	04/25/2019 2.72%	199,856.00 199,989.14	99.58 4.18%	199,166.00 1,200.00	0.27% (823.14)	A1 / A+ A+	0.28 0.28
037833DE7	Apple Inc Callable Note Cont 12/13/2022 2.4% Due 1/13/2023	200,000.00	11/21/2019 1.83%	203,350.00 200,219.52	99.66 3.58%	199,324.00 1,040.00	0.27% (895.52)	Aaa / AA+ NR	0.29 0.28
747525AR4	Qualcomm Inc Callable Note Cont 12/30/2022 2.6% Due 1/30/2023	500,000.00	Various 0.63%	512,557.50 502,419.32	99.55 3.96%	497,737.51 2,202.78	0.67% (4,681.81)	A2 / A NR	0.33 0.33
037833AK6	Apple Inc Note 2.4% Due 5/3/2023	200,000.00	03/11/2019 2.79%	196,968.00 199,570.87	98.91 4.29%	197,814.20 1,973.33	0.27% (1,756.67)	Aaa / AA+ NR	0.59 0.57
90331HNV1	US Bank NA Callable Note Cont 6/23/2023 3.4% Due 7/24/2023	250,000.00	05/17/2019 2.70%	256,695.00 251,187.53	99.20 4.41%	247,989.75 1,581.94	0.34% (3,197.78)	A1 / AA- AA-	0.81 0.79
06406FAD5	Bank of NY Mellon Corp Callable Note Cont 6/16/2023 2.2% Due 8/16/2023	200,000.00	04/11/2019 2.90%	194,298.00 198,851.68	98.03 4.52%	196,054.00 550.00	0.26% (2,797.68)	A1 / A AA-	0.88 0.85
594918BX1	Microsoft Callable Note Cont 12/6/2023 2.875% Due 2/6/2024	200,000.00	03/05/2020 1.06%	213,320.00 204,199.65	97.99 4.42%	195,980.60 878.47	0.26% (8,219.05)	Aaa / AAA AAA	1.35 1.30
89114QCB2	Toronto Dominion Bank Note 3.25% Due 3/11/2024	500,000.00	Various 1.53%	523,124.00 512,115.63	97.56 5.02%	487,775.00 902.78	0.66% (24,340.63)	A1 / A AA-	1.45 1.39
808513BN4	Charles Schwab Corp Callable Note Cont 2/18/2024 0.75% Due 3/18/2024	245,000.00	Various 0.58%	246,097.00 245,556.57	94.59 4.60%	231,751.38 66.36	0.31% (13,805.19)	A2 / A A	1.47 1.43
023135BW5	Amazon.com Inc Note 0.45% Due 5/12/2024	130,000.00	05/10/2021 0.50%	129,810.20 129,898.00	93.77 4.49%	121,894.50 225.88	0.16% (8,003.50)	A1 / AA AA-	1.62 1.57
91324PEB4	United Health Group Inc Callable Note Cont 5/15/2022 0.55% Due 5/15/2024	500,000.00	11/24/2021 1.07%	493,760.00 495,886.33	93.65 4.65%	468,270.00 1,038.89	0.63% (27,616.33)	A3 / A+ A	1.62 1.58
14913R2L0	Caterpillar Financial Service Note 0.45% Due 5/17/2024	500,000.00	Various 0.66%	497,344.65 498,333.84	93.55 4.60%	467,773.00 837.51	0.63% (30,560.84)	A2 / A A	1.63 1.59
89236TJH9	Toyota Motor Credit Corp Note 0.5% Due 6/18/2024	300,000.00	12/06/2021 1.07%	295,710.00 297,090.42	93.23 4.65%	279,690.00 429.17	0.38% (17,400.42)	A1 / A+ A+	1.72 1.67
79466LAG9	Salesforce.com Inc Callable Note Cont 7/15/2022 0.625% Due 7/15/2024	35,000.00	06/29/2021 0.64%	34,982.15 34,989.39	93.24 4.60%	32,632.32 46.18	0.04% (2,357.07)	A2 / A+ NR	1.79 1.74

Holdings Report

As of September 30, 2022

CUSIP	Security Description	Par Value/Units	Purchase Date Book Yield	Cost Value Book Value	Mkt Price Mkt YTM	Market Value Accrued Int.	% of Port. Gain/Loss	Moody/S&P Fitch	Maturity Duration
CORPORATE									
69371RR40	Paccar Financial Corp Note 0.5% Due 8/9/2024	80,000.00	08/03/2021 0.52%	79,956.80 79,973.28	92.71 4.64%	74,164.40 57.78	0.10% (5,808.88)	A1 / A+ NR	1.86 1.81
78015K7C2	Royal Bank of Canada Note 2.25% Due 11/1/2024	500,000.00	Various 0.88%	524,067.75 514,064.07	94.66 4.97%	473,311.00 4,687.51	0.64% (40,753.07)	A1 / A AA-	2.09 1.98
69371RR57	Paccar Financial Corp Note 0.9% Due 11/8/2024	175,000.00	11/02/2021 0.90%	174,989.50 174,992.63	92.25 4.82%	161,430.15 625.63	0.22% (13,562.48)	A1 / A+ NR	2.11 2.03
46647PAH9	JP Morgan Chase & Co Callable Note 2X 3/1/2024 3.22% Due 3/1/2025	500,000.00	Various 1.01%	531,052.10 515,357.57	96.80 5.33%	483,975.50 1,341.67	0.65% (31,382.07)	A1 / A- AA-	2.42 2.27
24422EWB1	John Deere Capital Corp Note 2.125% Due 3/7/2025	130,000.00	03/02/2022 2.14%	129,944.10 129,954.71	94.14 4.70%	122,380.44 184.17	0.16% (7,574.27)	A2 / A A	2.44 2.33
06406RBC0	Bank of NY Mellon Corp Callable Note Cont 3/25/2025 3.35% Due 4/25/2025	280,000.00	04/19/2022 3.35%	279,960.80 279,966.46	96.60 4.77%	270,471.32 4,038.61	0.37% (9,495.14)	A1 / A AA-	2.57 2.39
63743HFE7	National Rural Utilities Note 3.45% Due 6/15/2025	95,000.00	04/27/2022 3.46%	94,974.35 94,977.73	96.49 4.85%	91,663.32 1,338.31	0.12% (3,314.41)	A2 / A- A	2.71 2.51
931142EW9	Wal-Mart Stores Note 3.9% Due 9/9/2025	80,000.00	09/06/2022 3.92%	79,944.00 79,945.12	98.21 4.55%	78,571.52 190.67	0.11% (1,373.60)	Aa2 / AA AA	2.95 2.74
437076CR1	Home Depot Callable Note Cont 8/15/2025 4% Due 9/15/2025	110,000.00	09/12/2022 4.01%	109,960.40 109,960.84	98.43 4.57%	108,267.94 146.67	0.15% (1,692.90)	A2 / A A	2.96 2.75
857477BR3	State Street Bank Callable Note Cont 2/6/2025 1.746% Due 2/6/2026	90,000.00	02/02/2022 1.75%	90,000.00 90,000.00	93.15 4.85%	83,838.60 240.08	0.11% (6,161.40)	A1 / A AA-	3.36 3.17
61747YET8	Morgan Stanley Callable Note Cont 7/17/2025 4.679% Due 7/17/2026	175,000.00	07/18/2022 4.68%	175,000.00 175,000.00	97.41 5.46%	170,474.85 1,614.90	0.23% (4,525.15)	A1 / A- A	3.80 3.39
931142ER0	Wal-Mart Stores Callable Note Cont 08/17/2026 1.05% Due 9/17/2026	40,000.00	09/08/2021 1.09%	39,924.40 39,940.09	87.29 4.59%	34,916.40 16.33	0.05% (5,023.69)	Aa2 / AA AA	3.97 3.80
931142EX7	Wal-Mart Stores Callable Note Cont 09/09/2027 3.95% Due 9/9/2027	225,000.00	09/27/2022 4.70%	217,588.50 217,596.71	96.93 4.65%	218,088.68 543.13	0.29% 491.97	Aa2 / AA AA	4.95 4.42
Total Corporate		**6,440,000.00**	**1.69%**	**6,525,235.20 6,472,037.10**	**4.65%**	**6,195,406.38 27,998.75**	**8.36% (276,630.72)**	**A1 / A+ A+**	**1.76 1.67**

Holdings Report

As of September 30, 2022

CUSIP	Security Description	Par Value/Units	Purchase Date Book Yield	Cost Value Book Value	Mkt Price Mkt YTM	Market Value Accrued Int.	% of Port. Gain/Loss	Moody/S&P Fitch	Maturity Duration
LAIF									
90LAIF$00	Local Agency Investment Fund State Pool	37,743,039.93	Various 1.60%	37,743,039.93 37,743,039.93	1.00 1.60%	37,743,039.93 122,676.38	50.84% 0.00	NR / NR NR	0.00 0.00
Total LAIF		**37,743,039.93**	**1.60%**	**37,743,039.93 37,743,039.93**	**1.60%**	**37,743,039.93 122,676.38**	**50.84% 0.00**	**NR / NR NR**	**0.00 0.00**
LOCAL GOV INVESTMENT POOL									
09CATR$05	CalTrust Medium Term Fund	658,358.59	Various 3.19%	6,621,905.53 6,621,905.53	9.67 3.19%	6,366,327.55 0.00	8.55% (255,577.98)	NR / A+ NR	0.00 0.00
Total Local Gov Investment Pool		**658,358.59**	**3.19%**	**6,621,905.53 6,621,905.53**	**3.19%**	**6,366,327.55 0.00**	**8.55% (255,577.98)**	**NR / A+ NR**	**0.00 0.00**
MONEY MARKET FUND									
31846V203	First American Govt Obligation Fund Class Y	73,805.54	Various 2.45%	73,805.54 73,805.54	1.00 2.45%	73,805.54 0.00	0.10% 0.00	Aaa / AAA AAA	0.00 0.00
Total Money Market Fund		**73,805.54**	**2.45%**	**73,805.54 73,805.54**	**2.45%**	**73,805.54 0.00**	**0.10% 0.00**	**Aaa / AAA AAA**	**0.00 0.00**
NEGOTIABLE CD									
55380TXW5	MUFG Bank Yankee CD 0.3% Due 10/25/2022	500,000.00	10/27/2021 0.32%	499,899.59 499,993.34	99.81 3.07%	499,037.00 1,462.50	0.67% (956.34)	P-1 / A-1 F-1	0.07 0.07
Total Negotiable CD		**500,000.00**	**0.32%**	**499,899.59 499,993.34**	**3.07%**	**499,037.00 1,462.50**	**0.67% (956.34)**	**Aaa / AA AA**	**0.07 0.07**
SUPRANATIONAL									
459058JM6	Intl. Bank Recon & Development Note 0.25% Due 11/24/2023	165,000.00	11/17/2020 0.32%	164,645.25 164,864.26	95.45 4.35%	157,486.56 145.52	0.21% (7,377.70)	Aaa / AAA AAA	1.15 1.12
459058GQ0	Intl. Bank Recon & Development Note 2.5% Due 3/19/2024	225,000.00	01/26/2021 0.26%	240,736.50 232,346.45	97.46 4.31%	219,273.75 187.50	0.29% (13,072.70)	Aaa / AAA AAA	1.47 1.42
4581X0DZ8	Inter-American Dev Bank Note 0.5% Due 9/23/2024	260,000.00	09/15/2021 0.52%	259,807.60 259,873.08	92.88 4.29%	241,498.40 28.89	0.32% (18,374.68)	Aaa / AAA NR	1.98 1.93

Holdings Report

As of September 30, 2022

CUSIP	Security Description	Par Value/Units	Purchase Date Book Yield	Cost Value Book Value	Mkt Price Mkt YTM	Market Value Accrued Int.	% of Port. Gain/Loss	Moody/S&P Fitch	Maturity Duration
SUPRANATIONAL									
45950KCR9	International Finance Corp Note 1.375% Due 10/16/2024	160,000.00	07/12/2021 0.54%	164,304.00 162,698.14	94.28 4.33%	150,852.80 1,008.33	0.20% (11,845.34)	Aaa / AAA NR	2.05 1.97
Total Supranational		**810,000.00**	**0.41%**	**829,493.35 819,781.93**	**4.31%**	**769,111.51 1,370.24**	**1.03% (50,670.42)**	**Aaa / AAA AAA**	**1.68 1.63**
US TREASURY									
912828M80	US Treasury Note 2% Due 11/30/2022	750,000.00	Various 0.75%	761,879.29 751,534.24	99.81 3.13%	748,566.00 5,040.98	1.01% (2,968.24)	Aaa / AA+ AAA	0.17 0.17
912828YW4	US Treasury Note 1.625% Due 12/15/2022	750,000.00	02/15/2022 1.00%	753,837.89 750,953.12	99.70 3.07%	747,744.75 3,596.31	1.01% (3,208.37)	Aaa / AA+ AAA	0.21 0.21
912828P38	US Treasury Note 1.75% Due 1/31/2023	450,000.00	08/29/2022 3.07%	447,539.06 448,050.42	99.36 3.67%	447,130.35 1,326.77	0.60% (920.07)	Aaa / AA+ AAA	0.34 0.33
912828ZD5	US Treasury Note 0.5% Due 3/15/2023	325,000.00	12/28/2021 0.47%	325,101.56 325,038.00	98.51 3.81%	320,150.35 71.82	0.43% (4,887.65)	Aaa / AA+ AAA	0.45 0.45
912828VB3	US Treasury Note 1.75% Due 5/15/2023	750,000.00	Various 0.79%	761,337.89 754,422.07	98.58 4.07%	739,335.75 4,957.54	1.00% (15,086.32)	Aaa / AA+ AAA	0.62 0.61
912828ZU7	US Treasury Note 0.25% Due 6/15/2023	750,000.00	02/15/2022 1.36%	739,130.86 744,228.58	97.34 4.11%	730,019.25 553.28	0.98% (14,209.33)	Aaa / AA+ AAA	0.71 0.69
912828T26	US Treasury Note 1.375% Due 9/30/2023	750,000.00	Various 1.05%	750,579.29 752,463.70	97.17 4.30%	728,760.00 28.33	0.98% (23,703.70)	Aaa / AA+ AAA	1.00 0.98
912828V80	US Treasury Note 2.25% Due 1/31/2024	750,000.00	Various 0.83%	776,144.53 763,979.84	97.36 4.31%	730,166.25 2,843.07	0.98% (33,813.59)	Aaa / AA+ AAA	1.34 1.29
912828B66	US Treasury Note 2.75% Due 2/15/2024	750,000.00	02/15/2022 1.58%	767,255.86 761,882.64	97.88 4.35%	734,121.00 2,634.17	0.99% (27,761.64)	Aaa / AA+ AAA	1.38 1.33
912828W71	US Treasury Note 2.125% Due 3/31/2024	750,000.00	Various 0.67%	775,839.84 766,222.05	96.84 4.32%	726,328.50 43.78	0.98% (39,893.55)	Aaa / AA+ AAA	1.50 1.45
91282CBV2	US Treasury Note 0.375% Due 4/15/2024	500,000.00	Various 0.37%	500,162.11 500,071.82	94.18 4.32%	470,918.00 865.78	0.63% (29,153.82)	Aaa / AA+ AAA	1.54 1.50
912828WJ5	US Treasury Note 2.5% Due 5/15/2024	750,000.00	Various 1.10%	779,783.21 766,652.02	97.16 4.33%	728,671.50 7,082.20	0.99% (37,980.52)	Aaa / AA+ AAA	1.62 1.55

Holdings Report

As of September 30, 2022

CUSIP	Security Description	Par Value/Units	Purchase Date Book Yield	Cost Value Book Value	Mkt Price Mkt YTM	Market Value Accrued Int.	% of Port. Gain/Loss	Moody/S&P Fitch	Maturity Duration
US TREASURY									
91282CCG4	US Treasury Note 0.25% Due 6/15/2024	400,000.00	06/17/2021 0.43%	397,890.63 398,797.68	93.42 4.29%	373,672.00 295.08	0.50% (25,125.68)	Aaa / AA+ AAA	1.71 1.67
912828Y87	US Treasury Note 1.75% Due 7/31/2024	300,000.00	01/31/2020 1.35%	305,203.13 302,118.62	95.61 4.27%	286,816.50 884.51	0.39% (15,302.12)	Aaa / AA+ AAA	1.84 1.77
91282CCT6	US Treasury Note 0.375% Due 8/15/2024	400,000.00	08/25/2021 0.45%	399,109.38 399,438.54	93.06 4.27%	372,234.40 191.58	0.50% (27,204.14)	Aaa / AA+ AAA	1.88 1.83
91282CDH1	US Treasury Note 0.75% Due 11/15/2024	750,000.00	11/18/2021 0.83%	748,125.00 748,667.58	92.95 4.26%	697,089.75 2,124.66	0.94% (51,577.83)	Aaa / AA+ AAA	2.13 2.06
912828Z52	US Treasury Note 1.375% Due 1/31/2025	750,000.00	02/17/2022 1.71%	742,822.27 744,320.40	93.68 4.25%	702,597.75 1,737.43	0.95% (41,722.65)	Aaa / AA+ AAA	2.34 2.25
912828ZF0	US Treasury Note 0.5% Due 3/31/2025	350,000.00	03/25/2021 0.58%	348,906.26 349,318.19	91.25 4.22%	319,375.00 4.81	0.43% (29,943.19)	Aaa / AA+ AAA	2.50 2.44
912828ZT0	US Treasury Note 0.25% Due 5/31/2025	365,000.00	02/25/2021 0.60%	359,653.32 361,654.46	89.97 4.27%	328,386.12 306.66	0.44% (33,268.34)	Aaa / AA+ AAA	2.67 2.60
9128284Z0	US Treasury Note 2.75% Due 8/31/2025	750,000.00	Various 0.98%	800,092.78 787,855.70	95.91 4.26%	719,296.50 1,766.23	0.97% (68,559.20)	Aaa / AA+ AAA	2.92 2.76
91282CAZ4	US Treasury Note 0.375% Due 11/30/2025	750,000.00	Various 0.88%	734,730.47 738,273.08	88.68 4.23%	665,068.50 945.19	0.89% (73,204.58)	Aaa / AA+ AAA	3.17 3.08
9128286L9	US Treasury Note 2.25% Due 3/31/2026	750,000.00	02/25/2022 1.91%	760,078.13 758,625.85	93.71 4.20%	702,802.50 46.36	0.94% (55,823.35)	Aaa / AA+ AAA	3.50 3.31
912828R36	US Treasury Note 1.625% Due 5/15/2026	250,000.00	10/14/2021 0.99%	257,148.44 255,648.68	91.43 4.20%	228,574.25 1,534.48	0.31% (27,074.43)	Aaa / AA+ AAA	3.62 3.43
912828YG9	US Treasury Note 1.625% Due 9/30/2026	300,000.00	12/28/2021 1.24%	305,296.88 304,454.75	90.84 4.13%	272,519.40 13.39	0.37% (31,935.35)	Aaa / AA+ AAA	4.00 3.80
912828U24	US Treasury Note 2% Due 11/15/2026	625,000.00	03/29/2022 2.56%	609,912.11 611,562.77	91.88 4.16%	574,218.75 4,721.47	0.78% (37,344.02)	Aaa / AA+ AAA	4.13 3.86
91282CEF4	US Treasury Note 2.5% Due 3/31/2027	750,000.00	Various 2.90%	736,449.21 737,350.98	93.47 4.10%	701,045.25 51.51	0.94% (36,305.73)	Aaa / AA+ AAA	4.50 4.19
912828X88	US Treasury Note 2.375% Due 5/15/2027	350,000.00	06/09/2022 3.09%	338,666.02 339,377.54	92.74 4.11%	324,597.70 3,139.78	0.44% (14,779.84)	Aaa / AA+ AAA	4.62 4.27

Holdings Report

As of September 30, 2022

CUSIP	Security Description	Par Value/Units	Purchase Date Book Yield	Cost Value Book Value	Mkt Price Mkt YTM	Market Value Accrued Int.	% of Port. Gain/Loss	Moody/S&P Fitch	Maturity Duration
				15,982,675.42		15,120,206.07	20.36%	Aaa / AA+	1.95
	Total US Treasury	15,865,000.00	1.25%	15,922,963.32	4.10%	46,807.17	(802,757.25)	AAA	1.87
				76,098,492.78		74,264,240.97	100.00%	Aa1 / AA	0.75
	TOTAL PORTFOLIO	69,859,487.67	1.64%	75,930,459.56	2.82%	215,699.44	(1,666,218.59)	AAA	0.67
	TOTAL MARKET VALUE PLUS ACCRUED					74,479,940.41			

Transaction Ledger

As of September 30, 2022

Transaction Type	Settlement Date	CUSIP	Quantity	Security Description	Price	Acq/Disp Yield	Amount	Interest Pur/Sold	Total Amount	Gain/Loss
ACQUISITIONS										
Purchase	09/01/2022	31846V203	8,050.00	First American Govt Obligation Fund Class Y	1.000	1.73%	8,050.00	0.00	8,050.00	0.00
Purchase	09/01/2022	31846V203	1,019.72	First American Govt Obligation Fund Class Y	1.000	1.73%	1,019.72	0.00	1,019.72	0.00
Purchase	09/07/2022	31846V203	1,381.25	First American Govt Obligation Fund Class Y	1.000	1.73%	1,381.25	0.00	1,381.25	0.00
Purchase	09/08/2022	31846V203	305,000.00	First American Govt Obligation Fund Class Y	1.000	1.73%	305,000.00	0.00	305,000.00	0.00
Purchase	09/08/2022	31846V203	3,653.75	First American Govt Obligation Fund Class Y	1.000	1.73%	3,653.75	0.00	3,653.75	0.00
Purchase	09/09/2022	931142EW9	80,000.00	Wal-Mart Stores Note 3.9% Due 9/9/2025	99.930	3.92%	79,944.00	0.00	79,944.00	0.00
Purchase	09/10/2022	31846V203	4,812.50	First American Govt Obligation Fund Class Y	1.000	1.73%	4,812.50	0.00	4,812.50	0.00
Purchase	09/11/2022	31846V203	8,125.00	First American Govt Obligation Fund Class Y	1.000	1.73%	8,125.00	0.00	8,125.00	0.00
Purchase	09/12/2022	31846V203	5,031.25	First American Govt Obligation Fund Class Y	1.000	1.73%	5,031.25	0.00	5,031.25	0.00
Purchase	09/15/2022	31846V203	812.50	First American Govt Obligation Fund Class Y	1.000	1.73%	812.50	0.00	812.50	0.00
Purchase	09/15/2022	31846V203	5,017.68	First American Govt Obligation Fund Class Y	1.000	1.73%	5,017.68	0.00	5,017.68	0.00
Purchase	09/15/2022	31846V203	26.67	First American Govt Obligation Fund Class Y	1.000	1.73%	26.67	0.00	26.67	0.00
Purchase	09/15/2022	31846V203	280.79	First American Govt Obligation Fund Class Y	1.000	1.73%	280.79	0.00	280.79	0.00
Purchase	09/15/2022	31846V203	38.46	First American Govt Obligation Fund Class Y	1.000	1.73%	38.46	0.00	38.46	0.00
Purchase	09/15/2022	31846V203	771.38	First American Govt Obligation Fund Class Y	1.000	1.73%	771.38	0.00	771.38	0.00
Purchase	09/15/2022	31846V203	30.33	First American Govt Obligation Fund Class Y	1.000	1.73%	30.33	0.00	30.33	0.00

Transaction Ledger

As of September 30, 2022

Transaction Type	Settlement Date	CUSIP	Quantity	Security Description	Price	Acq/Disp Yield	Amount	Interest Pur/Sold	Total Amount	Gain/Loss
ACQUISITIONS										
Purchase	09/15/2022	31846V203	18.00	First American Govt Obligation Fund Class Y	1.000	1.73%	18.00	0.00	18.00	0.00
Purchase	09/15/2022	31846V203	251.33	First American Govt Obligation Fund Class Y	1.000	1.73%	251.33	0.00	251.33	0.00
Purchase	09/15/2022	31846V203	258.50	First American Govt Obligation Fund Class Y	1.000	1.73%	258.50	0.00	258.50	0.00
Purchase	09/15/2022	31846V203	522.63	First American Govt Obligation Fund Class Y	1.000	1.73%	522.63	0.00	522.63	0.00
Purchase	09/15/2022	31846V203	4,878.96	First American Govt Obligation Fund Class Y	1.000	1.73%	4,878.96	0.00	4,878.96	0.00
Purchase	09/15/2022	31846V203	11,280.80	First American Govt Obligation Fund Class Y	1.000	1.73%	11,280.80	0.00	11,280.80	0.00
Purchase	09/15/2022	31846V203	4,369.13	First American Govt Obligation Fund Class Y	1.000	1.73%	4,369.13	0.00	4,369.13	0.00
Purchase	09/16/2022	31846V203	273.00	First American Govt Obligation Fund Class Y	1.000	1.73%	273.00	0.00	273.00	0.00
Purchase	09/17/2022	31846V203	210.00	First American Govt Obligation Fund Class Y	1.000	1.73%	210.00	0.00	210.00	0.00
Purchase	09/18/2022	31846V203	918.75	First American Govt Obligation Fund Class Y	1.000	1.73%	918.75	0.00	918.75	0.00
Purchase	09/19/2022	31846V203	2,812.50	First American Govt Obligation Fund Class Y	1.000	1.73%	2,812.50	0.00	2,812.50	0.00
Purchase	09/19/2022	31846V203	261.10	First American Govt Obligation Fund Class Y	1.000	1.73%	261.10	0.00	261.10	0.00
Purchase	09/19/2022	31846V203	4,907.12	First American Govt Obligation Fund Class Y	1.000	1.73%	4,907.12	0.00	4,907.12	0.00
Purchase	09/19/2022	437076CR1	110,000.00	Home Depot Callable Note Cont 8/15/2025 4% Due 9/15/2025	99.964	4.01%	109,960.40	0.00	109,960.40	0.00
Purchase	09/20/2022	31846V203	14,454.49	First American Govt Obligation Fund Class Y	1.000	1.73%	14,454.49	0.00	14,454.49	0.00
Purchase	09/20/2022	31846V203	4,236.77	First American Govt Obligation Fund Class Y	1.000	1.73%	4,236.77	0.00	4,236.77	0.00

Transaction Ledger

As of September 30, 2022

Transaction Type	Settlement Date	CUSIP	Quantity	Security Description	Price	Acq/Disp Yield	Amount	Interest Pur/Sold	Total Amount	Gain/Loss
ACQUISITIONS										
Purchase	09/21/2022	31846V203	62.33	First American Govt Obligation Fund Class Y	1.000	1.73%	62.33	0.00	62.33	0.00
Purchase	09/21/2022	31846V203	5,159.14	First American Govt Obligation Fund Class Y	1.000	1.73%	5,159.14	0.00	5,159.14	0.00
Purchase	09/23/2022	31846V203	650.00	First American Govt Obligation Fund Class Y	1.000	1.73%	650.00	0.00	650.00	0.00
Purchase	09/26/2022	31846V203	77.92	First American Govt Obligation Fund Class Y	1.000	1.73%	77.92	0.00	77.92	0.00
Purchase	09/26/2022	31846V203	13.75	First American Govt Obligation Fund Class Y	1.000	1.73%	13.75	0.00	13.75	0.00
Purchase	09/26/2022	31846V203	758.54	First American Govt Obligation Fund Class Y	1.000	1.73%	758.54	0.00	758.54	0.00
Purchase	09/29/2022	931142EX7	225,000.00	Wal-Mart Stores Callable Note Cont 09/09/2027 3.95% Due 9/9/2027	96.706	4.70%	217,588.50	493.75	218,082.25	0.00
Purchase	09/30/2022	09CATR$05	995.80	CalTrust Medium Term Fund	9.670	3.19%	9,629.35	0.00	9,629.35	0.00
Purchase	09/30/2022	31846V203	34,250.00	First American Govt Obligation Fund Class Y	1.000	2.45%	34,250.00	0.00	34,250.00	0.00
Subtotal			**850,671.84**				**851,798.29**	**493.75**	**852,292.04**	**0.00**
Short Sale	09/09/2022	31846V203	-79,944.00	First American Govt Obligation Fund Class Y	1.000		-79,944.00	0.00	-79,944.00	0.00
Subtotal			**-79,944.00**				**-79,944.00**	**0.00**	**-79,944.00**	**0.00**
TOTAL ACQUISITIONS			**770,727.84**				**771,854.29**	**493.75**	**772,348.04**	**0.00**
DISPOSITIONS										
Closing Purchase	09/09/2022	31846V203	-79,944.00	First American Govt Obligation Fund Class Y	1.000		-79,944.00	0.00	-79,944.00	0.00
Subtotal			**-79,944.00**				**-79,944.00**	**0.00**	**-79,944.00**	**0.00**
Sale	09/09/2022	31846V203	79,944.00	First American Govt Obligation Fund Class Y	1.000	1.73%	79,944.00	0.00	79,944.00	0.00

Transaction Ledger

As of September 30, 2022

Transaction Type	Settlement Date	CUSIP	Quantity	Security Description	Price	Acq/Disp Yield	Amount	Interest Pur/Sold	Total Amount	Gain/Loss
DISPOSITIONS										
Sale	09/19/2022	31846V203	109,960.40	First American Govt Obligation Fund Class Y	1.000	1.73%	109,960.40	0.00	109,960.40	0.00
Sale	09/29/2022	31846V203	218,082.25	First American Govt Obligation Fund Class Y	1.000	2.45%	218,082.25	0.00	218,082.25	0.00
Subtotal			**407,986.65**				**407,986.65**	**0.00**	**407,986.65**	**0.00**
Paydown	09/15/2022	02582JJT8	0.00	American Express Credit Trust 2022-2 A 3.39% Due 5/17/2027	100.000		0.00	522.63	522.63	0.00
Paydown	09/15/2022	43815BAC4	0.00	Honda Auto Receivables Trust 2022-1 A3 1.88% Due 5/15/2026	100.000		0.00	258.50	258.50	0.00
Paydown	09/15/2022	43815NAC8	4,998.68	Honda Auto Receivables Trust 2019-3 A3 1.78% Due 8/15/2023	100.000		4,998.68	19.00	5,017.68	0.00
Paydown	09/15/2022	47787JAC2	0.00	John Deere Owner Trust 2022-A A3 2.32% Due 9/16/2026	100.000		0.00	251.33	251.33	0.00
Paydown	09/15/2022	47788UAC6	0.00	John Deere Owner Trust 2021-A A3 0.36% Due 9/15/2025	100.000		0.00	18.00	18.00	0.00
Paydown	09/15/2022	47789QAC4	0.00	John Deere Owner Trust 2021-B A3 0.52% Due 3/16/2026	100.000		0.00	30.33	30.33	0.00
Paydown	09/15/2022	47800AAC4	0.00	John Deere Owner Trust 2022-B A3 3.74% Due 2/16/2027	100.000		0.00	771.38	771.38	0.00
Paydown	09/15/2022	58769KAD6	0.00	Mercedes-Benz Auto Lease Trust 2021-B A3 0.4% Due 11/15/2024	100.000		0.00	26.67	26.67	0.00
Paydown	09/15/2022	65479JAD5	4,828.40	Nissan Auto Receivables Owner 2019-C A3 1.93% Due 7/15/2024	100.000		4,828.40	50.56	4,878.96	0.00
Paydown	09/15/2022	89232HAC9	11,167.68	Toyota Auto Receivable Own 2020-A A3 1.66% Due 5/15/2024	100.000		11,167.68	113.12	11,280.80	0.00
Paydown	09/15/2022	89236XAC0	4,354.93	Toyota Auto Receivables 2020-D A3 0.35% Due 1/15/2025	100.000		4,354.93	14.20	4,369.13	0.00
Paydown	09/15/2022	89238FAD5	0.00	Toyota Auto Receivables OT 2022-B A3 2.93% Due 9/15/2026	100.000		0.00	280.79	280.79	0.00

Transaction Ledger

As of September 30, 2022

Transaction Type	Settlement Date	CUSIP	Quantity	Security Description	Price	Acq/Disp Yield	Amount	Interest Pur/Sold	Total Amount	Gain/Loss
DISPOSITIONS										
Paydown	09/15/2022	89238JAC9	0.00	Toyota Auto Receivables Trust 2021-D A3 0.71% Due 4/15/2026	100.000		0.00	38.46	38.46	0.00
Paydown	09/16/2022	36265WAD5	0.00	GM Financial Securitized Auto 2022-3 A3 3.64% Due 4/16/2027	100.000		0.00	273.00	273.00	0.00
Paydown	09/19/2022	43813KAC6	4,888.33	Honda Auto Receivables Trust 2020-3 A3 0.37% Due 10/18/2024	100.000		4,888.33	18.79	4,907.12	0.00
Paydown	09/19/2022	43815PAC3	0.00	Honda Auto Receivables 2022-2 A3 3.73% Due 7/20/2026	100.000		0.00	261.10	261.10	0.00
Paydown	09/20/2022	92290BAA9	14,407.49	Verizon Owner Trust 2020-B A 0.47% Due 2/20/2025	100.000		14,407.49	47.00	14,454.49	0.00
Paydown	09/20/2022	92348AAA3	4,208.08	Verizon Owner Trust 2019-C A1A 1.94% Due 4/22/2024	100.000		4,208.08	28.69	4,236.77	0.00
Paydown	09/21/2022	43813GAC5	5,142.29	Honda Auto Receivables Trust 2021-1 A3 0.27% Due 4/21/2025	100.000		5,142.29	16.85	5,159.14	0.00
Paydown	09/21/2022	43815GAC3	0.00	Honda Auto Receivables Trust 2021-4 A3 0.88% Due 1/21/2026	100.000		0.00	62.33	62.33	0.00
Paydown	09/26/2022	05601XAC3	0.00	BMW Vehicle Lease Trust 2022-1 A3 1.1% Due 3/25/2025	100.000		0.00	77.92	77.92	0.00
Paydown	09/26/2022	09690AAC7	0.00	BMW Vehicle Lease Trust 2021-2 A3 0.33% Due 12/26/2024	100.000		0.00	13.75	13.75	0.00
Paydown	09/26/2022	3137B4GY6	0.00	FHLMC K032 A2Due 5/25/2023	100.000		0.00	758.54	758.54	0.00
Subtotal			**53,995.88**				**53,995.88**	**3,952.94**	**57,948.82**	**0.00**
Maturity	09/08/2022	24422ETV1	305,000.00	John Deere Capital Corp Note 2.15% Due 9/8/2022	100.000		305,000.00	0.00	305,000.00	0.00
Subtotal			**305,000.00**				**305,000.00**	**0.00**	**305,000.00**	**0.00**
TOTAL DISPOSITIONS			**687,038.53**				**687,038.53**	**3,952.94**	**690,991.47**	**0.00**

Transaction Ledger

As of September 30, 2022

Transaction Type	Settlement Date	CUSIP	Quantity	Security Description	Price	Acq/Disp Yield	Amount	Interest Pur/Sold	Total Amount	Gain/Loss
OTHER TRANSACTIONS										
Interest	09/01/2022	46647PAH9	500,000.00	JP Morgan Chase & Co Callable Note 2X 3/1/2024 3.22% Due 3/1/2025	0.000		8,050.00	0.00	8,050.00	0.00
Interest	09/07/2022	24422EWB1	130,000.00	John Deere Capital Corp Note 2.125% Due 3/7/2025	0.000		1,381.25	0.00	1,381.25	0.00
Interest	09/08/2022	24422ETV1	305,000.00	John Deere Capital Corp Note 2.15% Due 9/8/2022	0.000		3,278.75	0.00	3,278.75	0.00
Interest	09/08/2022	3137EAEW5	300,000.00	FHLMC Note 0.25% Due 9/8/2023	0.000		375.00	0.00	375.00	0.00
Interest	09/10/2022	3130ADRG9	350,000.00	FHLB Note 2.75% Due 3/10/2023	0.000		4,812.50	0.00	4,812.50	0.00
Interest	09/11/2022	89114QCB2	500,000.00	Toronto Dominion Bank Note 3.25% Due 3/11/2024	0.000		8,125.00	0.00	8,125.00	0.00
Interest	09/12/2022	3135G0U43	350,000.00	FNMA Note 2.875% Due 9/12/2023	0.000		5,031.25	0.00	5,031.25	0.00
Interest	09/15/2022	912828ZD5	325,000.00	US Treasury Note 0.5% Due 3/15/2023	0.000		812.50	0.00	812.50	0.00
Interest	09/17/2022	931142ER0	40,000.00	Wal-Mart Stores Callable Note Cont 08/17/2026 1.05% Due 9/17/2026	0.000		210.00	0.00	210.00	0.00
Interest	09/18/2022	808513BN4	245,000.00	Charles Schwab Corp Callable Note Cont 2/18/2024 0.75% Due 3/18/2024	0.000		918.75	0.00	918.75	0.00
Interest	09/19/2022	459058GQ0	225,000.00	Intl. Bank Recon & Development Note 2.5% Due 3/19/2024	0.000		2,812.50	0.00	2,812.50	0.00
Interest	09/23/2022	4581X0DZ8	260,000.00	Inter-American Dev Bank Note 0.5% Due 9/23/2024	0.000		650.00	0.00	650.00	0.00
Interest	09/30/2022	9128286L9	750,000.00	US Treasury Note 2.25% Due 3/31/2026	0.000		8,437.50	0.00	8,437.50	0.00
Interest	09/30/2022	912828T26	750,000.00	US Treasury Note 1.375% Due 9/30/2023	0.000		5,156.25	0.00	5,156.25	0.00
Interest	09/30/2022	912828W71	750,000.00	US Treasury Note 2.125% Due 3/31/2024	0.000		7,968.75	0.00	7,968.75	0.00

Transaction Ledger

As of September 30, 2022

Transaction Type	Settlement Date	CUSIP	Quantity	Security Description	Price	Acq/Disp Yield	Amount	Interest Pur/Sold	Total Amount	Gain/Loss
OTHER TRANSACTIONS										
Interest	09/30/2022	912828YG9	300,000.00	US Treasury Note 1.625% Due 9/30/2026	0.000		2,437.50	0.00	2,437.50	0.00
Interest	09/30/2022	912828ZF0	350,000.00	US Treasury Note 0.5% Due 3/31/2025	0.000		875.00	0.00	875.00	0.00
Interest	09/30/2022	91282CEF4	750,000.00	US Treasury Note 2.5% Due 3/31/2027	0.000		9,375.00	0.00	9,375.00	0.00
Subtotal			**7,180,000.00**				**70,707.50**	**0.00**	**70,707.50**	**0.00**
Dividend	09/01/2022	31846V203	55,166.15	First American Govt Obligation Fund Class Y	0.000		1,019.72	0.00	1,019.72	0.00
Dividend	09/30/2022	09CATR$05	657,362.79	CalTrust Medium Term Fund	0.000		9,629.35	0.00	9,629.35	0.00
Subtotal			**712,528.94**				**10,649.07**	**0.00**	**10,649.07**	**0.00**
TOTAL OTHER TRANSACTIONS			**7,892,528.94**				**81,356.57**	**0.00**	**81,356.57**	**0.00**

Income Earned

As of September 30, 2022

CUSIP	Security Description	Trade Date Settle Date Units	Book Value: Begin Book Value: Acq Book Value: Disp Book Value: End	Prior Accrued Inc. Received Ending Accrued Total Interest	Accr. Of Discount Amort. Of Premium Net Accret/Amort Income Earned	Total Income
FIXED INCOME						
023135BW5	Amazon.com Inc Note 0.45% Due 05/12/2024	05/10/2021 05/12/2021 130,000.00	129,892.80 0.00 0.00 129,898.00	177.13 0.00 225.88 48.75	5.20 0.00 5.20 53.95	53.95
02582JJT8	American Express Credit Trust 2022-2 A 3.39% Due 05/17/2027	05/17/2022 05/24/2022 185,000.00	184,962.84 0.00 0.00 184,963.97	278.73 522.63 278.73 522.63	1.13 0.00 1.13 523.76	523.76
037833AK6	Apple Inc Note 2.4% Due 05/03/2023	03/11/2019 03/13/2019 200,000.00	199,510.71 0.00 0.00 199,570.87	1,573.33 0.00 1,973.33 400.00	60.16 0.00 60.16 460.16	460.16
037833DE7	Apple Inc Callable Note Cont 12/13/2022 2.4% Due 01/13/2023	11/21/2019 11/25/2019 200,000.00	200,309.74 0.00 0.00 200,219.52	640.00 0.00 1,040.00 400.00	0.00 90.22 (90.22) 309.78	309.78
05601XAC3	BMW Vehicle Lease Trust 2022-1 A3 1.1% Due 03/25/2025	01/11/2022 01/19/2022 85,000.00	84,990.88 0.00 0.00 84,991.36	15.58 77.92 15.58 77.92	0.48 0.00 0.48 78.40	78.40
06406FAD5	Bank of NY Mellon Corp Callable Note Cont 6/16/2023 2.2% Due 08/16/2023	04/11/2019 04/15/2019 200,000.00	198,743.69 0.00 0.00 198,851.68	183.33 0.00 550.00 366.67	107.99 0.00 107.99 474.66	474.66
06406RBC0	Bank of NY Mellon Corp Callable Note Cont 3/25/2025 3.35% Due 04/25/2025	04/19/2022 04/26/2022 280,000.00	279,965.38 0.00 0.00 279,966.46	3,256.94 0.00 4,038.61 781.67	1.08 0.00 1.08 782.75	782.75
09690AAC7	BMW Vehicle Lease Trust 2021-2 A3 0.33% Due 12/26/2024	09/08/2021 09/15/2021 50,000.00	49,997.02 0.00 0.00 49,997.21	2.75 13.75 2.75 13.75	0.19 0.00 0.19 13.94	13.94
14913R2L0	Caterpillar Financial Service Note 0.45% Due 05/17/2024	Various Various 500,000.00	498,249.69 0.00 0.00 498,333.84	650.00 0.00 837.51 187.51	84.15 0.00 84.15 271.66	271.66

Income Earned

As of September 30, 2022

CUSIP	Security Description	Trade Date Settle Date Units	Book Value: Begin Book Value: Acq Book Value: Disp Book Value: End	Prior Accrued Inc. Received Ending Accrued Total Interest	Accr. Of Discount Amort. Of Premium Net Accret/Amort Income Earned	Total Income
24422ETV1	John Deere Capital Corp Note Due 09/08/2022	04/17/2019 04/22/2019 0.00	304,965.15 0.00 305,000.00 0.00	3,151.24 3,278.75 0.00 127.51	34.85 0.00 34.85 162.36	162.36
24422EWB1	John Deere Capital Corp Note 2.125% Due 03/07/2025	03/02/2022 03/07/2022 130,000.00	129,953.18 0.00 0.00 129,954.71	1,335.21 1,381.25 184.17 230.21	1.53 0.00 1.53 231.74	231.74
3130A0F70	FHLB Note 3.375% Due 12/08/2023	10/30/2019 10/31/2019 350,000.00	357,036.58 0.00 0.00 356,580.65	2,723.44 0.00 3,707.81 984.37	0.00 455.93 (455.93) 528.44	528.44
3130A1XJ2	FHLB Note 2.875% Due 06/14/2024	03/24/2020 03/25/2020 155,000.00	160,078.56 0.00 0.00 159,844.88	953.14 0.00 1,324.50 371.36	0.00 233.68 (233.68) 137.68	137.68
3130ADRG9	FHLB Note 2.75% Due 03/10/2023	04/11/2019 04/12/2019 350,000.00	350,709.24 0.00 0.00 350,597.25	4,571.88 4,812.50 561.46 802.08	0.00 111.99 (111.99) 690.09	690.09
3130AT3H8	FHLB Note 3.375% Due 03/08/2024	08/25/2022 08/26/2022 700,000.00	699,169.00 0.00 0.00 699,214.00	459.38 0.00 2,428.13 1,968.75	45.00 0.00 45.00 2,013.75	2,013.75
3133ENKS8	FFCB Note 1.125% Due 01/06/2025	Various Various 750,000.00	741,908.38 0.00 0.00 742,191.31	1,289.07 0.00 1,992.19 703.12	282.93 0.00 282.93 986.05	986.05
3133ENPG9	FFCB Note 1.75% Due 02/14/2025	02/10/2022 02/15/2022 415,000.00	414,092.31 0.00 0.00 414,122.67	342.95 0.00 948.16 605.21	30.36 0.00 30.36 635.57	635.57
3135G04Q3	FNMA Note 0.25% Due 05/22/2023	05/20/2020 05/22/2020 245,000.00	244,822.88 0.00 0.00 244,843.08	168.44 0.00 219.48 51.04	20.20 0.00 20.20 71.24	71.24

Income Earned

As of September 30, 2022

CUSIP	Security Description	Trade Date Settle Date Units	Book Value: Begin Book Value: Acq Book Value: Disp Book Value: End	Prior Accrued Inc. Received Ending Accrued Total Interest	Accr. Of Discount Amort. Of Premium Net Accret/Amort Income Earned	Total Income
3135G05G4	FNMA Note 0.25% Due 07/10/2023	07/08/2020 07/10/2020 250,000.00	249,846.85 0.00 0.00 249,861.58	88.54 0.00 140.63 52.09	14.73 0.00 14.73 66.82	66.82
3135G06G3	FNMA Note 0.5% Due 11/07/2025	11/18/2020 11/19/2020 350,000.00	349,768.87 0.00 0.00 349,774.84	554.17 0.00 700.00 145.83	5.97 0.00 5.97 151.80	151.80
3135G0U43	FNMA Note 2.875% Due 09/12/2023	09/25/2019 09/26/2019 350,000.00	354,339.98 0.00 0.00 353,993.71	4,723.78 5,031.25 531.08 838.55	0.00 346.27 (346.27) 492.28	492.28
3137B4GY6	FHLMC K032 A2 3.31% Due 05/25/2023	07/23/2019 07/26/2019 275,000.00	277,069.03 0.00 0.00 276,835.68	151.71 758.54 151.71 758.54	0.00 233.35 (233.35) 525.19	525.19
3137EAER6	FHLMC Note 0.375% Due 05/05/2023	05/05/2020 05/07/2020 305,000.00	304,971.17 0.00 0.00 304,974.68	368.54 0.00 463.85 95.31	3.51 0.00 3.51 98.82	98.82
3137EAES4	FHLMC Note 0.25% Due 06/26/2023	06/24/2020 06/26/2020 300,000.00	299,761.60 0.00 0.00 299,785.60	135.42 0.00 197.92 62.50	24.00 0.00 24.00 86.50	86.50
3137EAEV7	FHLMC Note 0.25% Due 08/24/2023	08/19/2020 08/21/2020 300,000.00	299,900.51 0.00 0.00 299,908.87	14.58 0.00 77.08 62.50	8.36 0.00 8.36 70.86	70.86
3137EAEW5	FHLMC Note 0.25% Due 09/08/2023	09/11/2020 09/14/2020 300,000.00	300,031.77 0.00 0.00 300,029.21	360.42 375.00 47.92 62.50	0.00 2.56 (2.56) 59.94	59.94
3137EAEY1	FHLMC Note 0.125% Due 10/16/2023	10/14/2020 10/16/2020 225,000.00	224,685.76 0.00 0.00 224,708.75	105.47 0.00 128.91 23.44	22.99 0.00 22.99 46.43	46.43

Income Earned

As of September 30, 2022

CUSIP	Security Description	Trade Date Settle Date Units	Book Value: Begin Book Value: Acq Book Value: Disp Book Value: End	Prior Accrued Inc. Received Ending Accrued Total Interest	Accr. Of Discount Amort. Of Premium Net Accret/Amort Income Earned	Total Income
3137EAEZ8	FHLMC Note 0.25% Due 11/06/2023	11/03/2020 11/05/2020 335,000.00	334,881.44 0.00 0.00 334,889.69	267.53 0.00 337.33 69.80	8.25 0.00 8.25 78.05	78.05
36265WAD5	GM Financial Securitized Auto 2022-3 A3 3.64% Due 04/16/2027	07/06/2022 07/13/2022 90,000.00	89,999.41 0.00 0.00 89,999.42	136.50 273.00 136.50 273.00	0.01 0.00 0.01 273.01	273.01
437076CR1	Home Depot Callable Note Cont 8/15/2025 4% Due 09/15/2025	09/12/2022 09/19/2022 110,000.00	0.00 109,960.40 0.00 109,960.84	0.00 0.00 146.67 146.67	0.44 0.00 0.44 147.11	147.11
43813GAC5	Honda Auto Receivables Trust 2021-1 A3 0.27% Due 04/21/2025	02/17/2021 02/24/2021 69,734.18	74,875.78 0.00 5,142.29 69,733.57	5.62 16.85 5.23 16.46	0.08 0.00 0.08 16.54	16.54
43813KAC6	Honda Auto Receivables Trust 2020-3 A3 0.37% Due 10/18/2024	09/22/2020 09/29/2020 56,053.94	60,938.80 0.00 4,888.33 56,050.97	8.14 18.79 7.49 18.14	0.50 0.00 0.50 18.64	18.64
43815BAC4	Honda Auto Receivables Trust 2022-1 A3 1.88% Due 05/15/2026	02/15/2022 02/23/2022 165,000.00	164,979.19 0.00 0.00 164,979.82	137.87 258.50 137.87 258.50	0.63 0.00 0.63 259.13	259.13
43815GAC3	Honda Auto Receivables Trust 2021-4 A3 0.88% Due 01/21/2026	11/16/2021 11/24/2021 85,000.00	84,986.33 0.00 0.00 84,986.78	20.78 62.33 20.78 62.33	0.45 0.00 0.45 62.78	62.78
43815NAC8	Honda Auto Receivables Trust 2019-3 A3 1.78% Due 08/15/2023	08/20/2019 08/27/2019 7,811.81	12,810.49 0.00 4,998.68 7,811.81	10.13 19.00 6.18 15.05	0.00 0.00 0.00 15.05	15.05
43815PAC3	Honda Auto Receivables 2022-2 A3 3.73% Due 07/20/2026	08/15/2022 08/24/2022 105,000.00	104,993.78 0.00 0.00 104,993.95	76.15 261.10 141.43 326.38	0.17 0.00 0.17 326.55	326.55

Income Earned

As of September 30, 2022

CUSIP	Security Description	Trade Date Settle Date Units	Book Value: Begin Book Value: Acq Book Value: Disp Book Value: End	Prior Accrued Inc. Received Ending Accrued Total Interest	Accr. Of Discount Amort. Of Premium Net Accret/Amort Income Earned	Total Income
4581X0DZ8	Inter-American Dev Bank Note 0.5% Due 09/23/2024	09/15/2021 09/23/2021 260,000.00	259,867.81 0.00 0.00 259,873.08	570.56 650.00 28.89 108.33	5.27 0.00 5.27 113.60	113.60
459058GQ0	Intl. Bank Recon & Development Note 2.5% Due 03/19/2024	01/26/2021 01/28/2021 225,000.00	232,758.40 0.00 0.00 232,346.45	2,531.25 2,812.50 187.50 468.75	0.00 411.95 (411.95) 56.80	56.80
459058JM6	Intl. Bank Recon & Development Note 0.25% Due 11/24/2023	11/17/2020 11/24/2020 165,000.00	164,854.54 0.00 0.00 164,864.26	111.15 0.00 145.52 34.37	9.72 0.00 9.72 44.09	44.09
45950KCR9	International Finance Corp Note 1.375% Due 10/16/2024	07/12/2021 07/14/2021 160,000.00	162,806.64 0.00 0.00 162,698.14	825.00 0.00 1,008.33 183.33	0.00 108.50 (108.50) 74.83	74.83
46647PAH9	JP Morgan Chase & Co Callable Note 2X 3/1/2024 3.22% Due 03/01/2025	Various Various 500,000.00	516,248.73 0.00 0.00 515,357.57	8,050.00 8,050.00 1,341.67 1,341.67	0.00 891.16 (891.16) 450.51	450.51
47787JAC2	John Deere Owner Trust 2022-A A3 2.32% Due 09/16/2026	03/10/2022 03/16/2022 130,000.00	129,975.04 0.00 0.00 129,975.71	134.04 251.33 134.04 251.33	0.67 0.00 0.67 252.00	252.00
47788UAC6	John Deere Owner Trust 2021-A A3 0.36% Due 09/15/2025	03/02/2021 03/10/2021 60,000.00	59,993.20 0.00 0.00 59,993.47	9.60 18.00 9.60 18.00	0.27 0.00 0.27 18.27	18.27
47789QAC4	John Deere Owner Trust 2021-B A3 0.52% Due 03/16/2026	07/13/2021 07/21/2021 70,000.00	69,995.67 0.00 0.00 69,995.81	16.18 30.33 16.18 30.33	0.14 0.00 0.14 30.47	30.47
47800AAC4	John Deere Owner Trust 2022-B A3 3.74% Due 02/16/2027	07/12/2022 07/20/2022 135,000.00	134,987.53 0.00 0.00 134,987.83	575.03 771.38 224.40 420.75	0.30 0.00 0.30 421.05	421.05

Income Earned

As of September 30, 2022

CUSIP	Security Description	Trade Date Settle Date Units	Book Value: Begin Book Value: Acq Book Value: Disp Book Value: End	Prior Accrued Inc. Received Ending Accrued Total Interest	Accr. Of Discount Amort. Of Premium Net Accret/Amort Income Earned	Total Income
58769KAD6	Mercedes-Benz Auto Lease Trust 2021-B A3 0.4% Due 11/15/2024	06/22/2021 06/29/2021 80,000.00	79,996.75 0.00 0.00 79,996.94	14.22 26.67 14.22 26.67	0.19 0.00 0.19 26.86	26.86
594918BX1	Microsoft Callable Note Cont 12/6/2023 2.875% Due 02/06/2024	03/05/2020 03/09/2020 200,000.00	204,491.97 0.00 0.00 204,199.65	399.31 0.00 878.47 479.16	0.00 292.32 (292.32) 186.84	186.84
61747YET8	Morgan Stanley Callable Note Cont 7/17/2025 4.679% Due 07/17/2026	07/18/2022 07/20/2022 175,000.00	175,000.00 0.00 0.00 175,000.00	932.55 0.00 1,614.90 682.35	0.00 0.00 0.00 682.35	682.35
63743HFE7	National Rural Utilities Note 3.45% Due 06/15/2025	04/27/2022 05/04/2022 95,000.00	94,977.05 0.00 0.00 94,977.73	1,065.19 0.00 1,338.31 273.12	0.68 0.00 0.68 273.80	273.80
65479JAD5	Nissan Auto Receivables Owner 2019-C A3 1.93% Due 07/15/2024	10/16/2019 10/23/2019 26,607.21	31,434.95 0.00 4,828.40 26,606.68	26.96 50.56 22.82 46.42	0.13 0.00 0.13 46.55	46.55
69371RR40	Paccar Financial Corp Note 0.5% Due 08/09/2024	08/03/2021 08/09/2021 80,000.00	79,972.09 0.00 0.00 79,973.28	24.44 0.00 57.78 33.34	1.19 0.00 1.19 34.53	34.53
69371RR57	Paccar Financial Corp Note 0.9% Due 11/08/2024	11/02/2021 11/08/2021 175,000.00	174,992.35 0.00 0.00 174,992.63	494.38 0.00 625.63 131.25	0.28 0.00 0.28 131.53	131.53
747525AR4	Qualcomm Inc Callable Note Cont 12/30/2022 2.6% Due 01/30/2023	Various Various 500,000.00	503,225.75 0.00 0.00 502,419.32	1,119.45 0.00 2,202.78 1,083.33	0.00 806.43 (806.43) 276.90	276.90
78015K7C2	Royal Bank of Canada Note 2.25% Due 11/01/2024	Various Various 500,000.00	514,617.78 0.00 0.00 514,064.07	3,750.00 0.00 4,687.51 937.51	0.00 553.71 (553.71) 383.80	383.80

Income Earned

As of September 30, 2022

CUSIP	Security Description	Trade Date Settle Date Units	Book Value: Begin Book Value: Acq Book Value: Disp Book Value: End	Prior Accrued Inc. Received Ending Accrued Total Interest	Accr. Of Discount Amort. Of Premium Net Accret/Amort Income Earned	Total Income
79466LAG9	Salesforce.com Inc Callable Note Cont 7/15/2022 0.625% Due 07/15/2024	06/29/2021 07/12/2021 35,000.00	34,988.91 0.00 0.00 34,989.39	27.95 0.00 46.18 18.23	0.48 0.00 0.48 18.71	18.71
808513BN4	Charles Schwab Corp Callable Note Cont 2/18/2024 0.75% Due 03/18/2024	Various Various 245,000.00	245,589.71 0.00 0.00 245,556.57	831.98 918.75 66.36 153.13	1.30 34.44 (33.14) 119.99	119.99
857477BR3	State Street Bank Callable Note Cont 2/6/2025 1.746% Due 02/06/2026	02/02/2022 02/07/2022 90,000.00	90,000.00 0.00 0.00 90,000.00	109.13 0.00 240.08 130.95	0.00 0.00 0.00 130.95	130.95
89114QCB2	Toronto Dominion Bank Note 3.25% Due 03/11/2024	Various Various 500,000.00	512,805.33 0.00 0.00 512,115.63	7,673.61 8,125.00 902.78 1,354.17	0.00 689.70 (689.70) 664.47	664.47
89232HAC9	Toyota Auto Receivable Own 2020-A A3 1.66% Due 05/15/2024	07/06/2020 07/08/2020 70,604.06	82,568.15 0.00 11,167.68 71,258.54	60.33 113.12 52.09 104.88	0.00 141.93 (141.93) (37.05)	(37.05)
89236TEL5	Toyota Motor Credit Corp Note 2.7% Due 01/11/2023	04/25/2019 04/29/2019 200,000.00	199,985.95 0.00 0.00 199,989.14	750.00 0.00 1,200.00 450.00	3.19 0.00 3.19 453.19	453.19
89236TJH9	Toyota Motor Credit Corp Note 0.5% Due 06/18/2024	12/06/2021 12/08/2021 300,000.00	296,950.99 0.00 0.00 297,090.42	304.17 0.00 429.17 125.00	139.43 0.00 139.43 264.43	264.43
89236XAC0	Toyota Auto Receivables 2020-D A3 0.35% Due 01/15/2025	10/06/2020 10/13/2020 44,342.65	48,692.52 0.00 4,354.93 44,338.20	7.58 14.20 6.90 13.52	0.61 0.00 0.61 14.13	14.13
89238FAD5	Toyota Auto Receivables OT 2022-B A3 2.93% Due 09/15/2026	04/07/2022 04/13/2022 115,000.00	114,997.63 0.00 0.00 114,997.70	149.76 280.79 149.76 280.79	0.07 0.00 0.07 280.86	280.86

Income Earned

As of September 30, 2022

CUSIP	Security Description	Trade Date Settle Date Units	Book Value: Begin Book Value: Acq Book Value: Disp Book Value: End	Prior Accrued Inc. Received Ending Accrued Total Interest	Accr. Of Discount Amort. Of Premium Net Accret/Amort Income Earned	Total Income
89238JAC9	Toyota Auto Receivables Trust 2021-D A3 0.71% Due 04/15/2026	11/09/2021 11/15/2021 65,000.00	64,998.96 0.00 0.00 64,998.99	20.51 38.46 20.51 38.46	0.03 0.00 0.03 38.49	38.49
90331HNV1	US Bank NA Callable Note Cont 6/23/2023 3.4% Due 07/24/2023	05/17/2019 05/21/2019 250,000.00	251,321.97 0.00 0.00 251,187.53	873.61 0.00 1,581.94 708.33	0.00 134.44 (134.44) 573.89	573.89
9128284Z0	US Treasury Note 2.75% Due 08/31/2025	Various Various 750,000.00	788,922.04 0.00 0.00 787,855.70	56.98 0.00 1,766.23 1,709.25	0.00 1,066.34 (1,066.34) 642.91	642.91
9128286L9	US Treasury Note 2.25% Due 03/31/2026	02/25/2022 02/28/2022 750,000.00	758,828.50 0.00 0.00 758,625.85	7,100.41 8,437.50 46.36 1,383.45	0.00 202.65 (202.65) 1,180.80	1,180.80
912828B66	US Treasury Note 2.75% Due 02/15/2024	02/15/2022 02/16/2022 750,000.00	762,592.75 0.00 0.00 761,882.64	952.79 0.00 2,634.17 1,681.38	0.00 710.11 (710.11) 971.27	971.27
912828M80	US Treasury Note 2% Due 11/30/2022	Various Various 750,000.00	752,301.37 0.00 0.00 751,534.24	3,811.48 0.00 5,040.98 1,229.50	0.00 767.13 (767.13) 462.37	462.37
912828P38	US Treasury Note 1.75% Due 01/31/2023	08/29/2022 08/30/2022 450,000.00	447,571.02 0.00 0.00 448,050.42	684.78 0.00 1,326.77 641.99	479.40 0.00 479.40 1,121.39	1,121.39
912828R36	US Treasury Note 1.625% Due 05/15/2026	10/14/2021 10/15/2021 250,000.00	255,776.86 0.00 0.00 255,648.68	1,203.29 0.00 1,534.48 331.19	0.00 128.18 (128.18) 203.01	203.01
912828T26	US Treasury Note 1.375% Due 09/30/2023	Various Various 750,000.00	752,666.74 0.00 0.00 752,463.70	4,339.13 5,156.25 28.33 845.45	131.96 335.00 (203.04) 642.41	642.41

Income Earned

As of September 30, 2022

CUSIP	Security Description	Trade Date Settle Date Units	Book Value: Begin Book Value: Acq Book Value: Disp Book Value: End	Prior Accrued Inc. Received Ending Accrued Total Interest	Accr. Of Discount Amort. Of Premium Net Accret/Amort Income Earned	Total Income
912828U24	US Treasury Note 2% Due 11/15/2026	03/29/2022 03/30/2022 625,000.00	611,295.09 0.00 0.00 611,562.77	3,702.45 0.00 4,721.47 1,019.02	267.68 0.00 267.68 1,286.70	1,286.70
912828V80	US Treasury Note 2.25% Due 01/31/2024	Various Various 750,000.00	764,841.02 0.00 0.00 763,979.84	1,467.39 0.00 2,843.07 1,375.68	0.00 861.18 (861.18) 514.50	514.50
912828VB3	US Treasury Note 1.75% Due 05/15/2023	Various Various 750,000.00	755,009.08 0.00 0.00 754,422.07	3,887.57 0.00 4,957.54 1,069.97	0.00 587.01 (587.01) 482.96	482.96
912828W71	US Treasury Note 2.125% Due 03/31/2024	Various Various 750,000.00	767,111.74 0.00 0.00 766,222.05	6,705.95 7,968.75 43.78 1,306.58	0.00 889.69 (889.69) 416.89	416.89
912828WJ5	US Treasury Note 2.5% Due 05/15/2024	Various Various 750,000.00	767,495.87 0.00 0.00 766,652.02	5,553.67 0.00 7,082.20 1,528.53	0.00 843.85 (843.85) 684.68	684.68
912828X88	US Treasury Note 2.375% Due 05/15/2027	06/09/2022 06/10/2022 350,000.00	339,188.64 0.00 0.00 339,377.54	2,462.13 0.00 3,139.78 677.65	188.90 0.00 188.90 866.55	866.55
912828Y87	US Treasury Note 1.75% Due 07/31/2024	01/31/2020 01/31/2020 300,000.00	302,213.63 0.00 0.00 302,118.62	456.52 0.00 884.51 427.99	0.00 95.01 (95.01) 332.98	332.98
912828YG9	US Treasury Note 1.625% Due 09/30/2026	12/28/2021 12/29/2021 300,000.00	304,546.29 0.00 0.00 304,454.75	2,051.23 2,437.50 13.39 399.66	0.00 91.54 (91.54) 308.12	308.12
912828YW4	US Treasury Note 1.625% Due 12/15/2022	02/15/2022 02/16/2022 750,000.00	751,334.37 0.00 0.00 750,953.12	2,597.34 0.00 3,596.31 998.97	0.00 381.25 (381.25) 617.72	617.72

Income Earned

As of September 30, 2022

CUSIP	Security Description	Trade Date Settle Date Units	Book Value: Begin Book Value: Acq Book Value: Disp Book Value: End	Prior Accrued Inc. Received Ending Accrued Total Interest	Accr. Of Discount Amort. Of Premium Net Accret/Amort Income Earned	Total Income
912828Z52	US Treasury Note 1.375% Due 01/31/2025	02/17/2022 02/18/2022 750,000.00	744,120.65 0.00 0.00 744,320.40	896.74 0.00 1,737.43 840.69	199.75 0.00 199.75 1,040.44	1,040.44
912828ZD5	US Treasury Note 0.5% Due 03/15/2023	12/28/2021 12/29/2021 325,000.00	325,044.91 0.00 0.00 325,038.00	750.68 812.50 71.82 133.64	0.00 6.91 (6.91) 126.73	126.73
912828ZF0	US Treasury Note 0.5% Due 03/31/2025	03/25/2021 03/29/2021 350,000.00	349,295.76 0.00 0.00 349,318.19	736.34 875.00 4.81 143.47	22.43 0.00 22.43 165.90	165.90
912828ZT0	US Treasury Note 0.25% Due 05/31/2025	02/25/2021 02/26/2021 365,000.00	361,551.31 0.00 0.00 361,654.46	231.86 0.00 306.66 74.80	103.15 0.00 103.15 177.95	177.95
912828ZU7	US Treasury Note 0.25% Due 06/15/2023	02/15/2022 02/16/2022 750,000.00	743,554.87 0.00 0.00 744,228.58	399.59 0.00 553.28 153.69	673.71 0.00 673.71 827.40	827.40
91282CAZ4	US Treasury Note 0.375% Due 11/30/2025	Various Various 750,000.00	737,968.75 0.00 0.00 738,273.08	714.65 0.00 945.19 230.54	304.33 0.00 304.33 534.87	534.87
91282CBV2	US Treasury Note 0.375% Due 04/15/2024	Various Various 500,000.00	500,075.65 0.00 0.00 500,071.82	712.09 0.00 865.78 153.69	4.90 8.73 (3.83) 149.86	149.86
91282CCG4	US Treasury Note 0.25% Due 06/15/2024	06/17/2021 06/18/2021 400,000.00	398,739.78 0.00 0.00 398,797.68	213.11 0.00 295.08 81.97	57.90 0.00 57.90 139.87	139.87
91282CCT6	US Treasury Note 0.375% Due 08/15/2024	08/25/2021 08/26/2021 400,000.00	399,413.91 0.00 0.00 399,438.54	69.29 0.00 191.58 122.29	24.63 0.00 24.63 146.92	146.92

Income Earned

As of September 30, 2022

CUSIP	Security Description	Trade Date Settle Date Units	Book Value: Begin Book Value: Acq Book Value: Disp Book Value: End	Prior Accrued Inc. Received Ending Accrued Total Interest	Accr. Of Discount Amort. Of Premium Net Accret/Amort Income Earned	Total Income
91282CDH1	US Treasury Note 0.75% Due 11/15/2024	11/18/2021 11/19/2021 750,000.00	748,616.07 0.00 0.00 748,667.58	1,666.10 0.00 2,124.66 458.56	51.51 0.00 51.51 510.07	510.07
91282CEF4	US Treasury Note 2.5% Due 03/31/2027	Various Various 750,000.00	737,119.87 0.00 0.00 737,350.98	7,889.34 9,375.00 51.51 1,537.17	231.11 0.00 231.11 1,768.28	1,768.28
91324PEB4	United Health Group Inc Callable Note Cont 5/15/2022 0.55% Due 05/15/2024	11/24/2021 11/29/2021 500,000.00	495,677.86 0.00 0.00 495,886.33	809.72 0.00 1,038.89 229.17	208.47 0.00 208.47 437.64	437.64
92290BAA9	Verizon Owner Trust 2020-B A 0.47% Due 02/20/2025	08/04/2020 08/12/2020 105,592.51	119,986.23 0.00 14,407.49 105,580.80	17.23 47.00 15.16 44.93	2.06 0.00 2.06 46.99	46.99
92348AAA3	Verizon Owner Trust 2019-C A1A 1.94% Due 04/22/2024	10/01/2019 10/08/2019 13,537.25	17,744.84 0.00 4,208.08 13,536.89	10.52 28.69 8.02 26.19	0.13 0.00 0.13 26.32	26.32
931142ER0	Wal-Mart Stores Callable Note Cont 08/17/2026 1.05% Due 09/17/2026	09/08/2021 09/17/2021 40,000.00	39,938.85 0.00 0.00 39,940.09	191.33 210.00 16.33 35.00	1.24 0.00 1.24 36.24	36.24
931142EW9	Wal-Mart Stores Note 3.9% Due 09/09/2025	09/06/2022 09/09/2022 80,000.00	0.00 79,944.00 0.00 79,945.12	0.00 0.00 190.67 190.67	1.12 0.00 1.12 191.79	191.79
931142EX7	Wal-Mart Stores Callable Note Cont 09/09/2027 3.95% Due 09/09/2027	09/27/2022 09/29/2022 225,000.00	0.00 217,588.50 0.00 217,596.71	0.00 (493.75) 543.13 49.38	8.21 0.00 8.21 57.59	57.59
			30,951,839.48 **407,492.90** **358,995.88**	**122,737.53** **74,166.69** **91,560.56**	**3,891.88** **12,513.16** **(8,621.28)**	
Total Fixed Income		**30,884,283.61**	**30,991,715.22**	**42,989.72**	**34,368.44**	**34,368.44**

Income Earned

As of September 30, 2022

CUSIP	Security Description	Trade Date Settle Date Units	Book Value: Begin Book Value: Acq Book Value: Disp Book Value: End	Prior Accrued Inc. Received Ending Accrued Total Interest	Accr. Of Discount Amort. Of Premium Net Accret/Amort Income Earned	Total Income
CASH & EQUIVALENT						
31846V203	First American	Various	47,116.15	0.00	0.00	1,019.72
	Govt Obligation Fund Class Y	Various	354,732.04	1,019.72	0.00	
		73,805.54	328,042.65	0.00	0.00	
			73,805.54	1,019.72	1,019.72	
55380TXW5	MUFG Bank	10/27/2021	499,985.02	1,337.50	8.32	133.32
	Yankee CD	10/28/2021	0.00	0.00	0.00	
	0.3% Due 10/25/2022	500,000.00	0.00	1,462.50	8.32	
			499,993.34	125.00	133.32	
			547,101.17	**1,337.50**	**8.32**	
			354,732.04	**1,019.72**	**0.00**	
			328,042.65	**1,462.50**	**8.32**	
Total Cash & Equivalent		**573,805.54**	**573,798.88**	**1,144.72**	**1,153.04**	**1,153.04**
LOCAL AGENCY INVESTMENT FUND						
90LAIF$00	Local Agency Investment Fund	01/15/2021	37,743,039.93	75,771.55	0.00	46,904.83
	State Pool	01/15/2021	0.00	0.00	0.00	
		37,743,039.93	0.00	122,676.38	0.00	
			37,743,039.93	46,904.83	46,904.83	
			37,743,039.93	**75,771.55**	**0.00**	
			0.00	**0.00**	**0.00**	
			0.00	**122,676.38**	**0.00**	
Total Local Agency Investment Fund		**37,743,039.93**	**37,743,039.93**	**46,904.83**	**46,904.83**	**46,904.83**

Income Earned

As of September 30, 2022

CUSIP	Security Description	Trade Date Settle Date Units	Book Value: Begin Book Value: Acq Book Value: Disp Book Value: End	Prior Accrued Inc. Received Ending Accrued Total Interest	Accr. Of Discount Amort. Of Premium Net Accret/Amort Income Earned	Total Income
INVESTMENT POOL						
09CATR$05	CalTrust	Various	6,612,276.18	0.00	0.00	9,629.35
	Medium Term Fund	Various	9,629.35	9,629.35	0.00	
		658,358.59	0.00	0.00	0.00	
			6,621,905.53	9,629.35	9,629.35	
			6,612,276.18	**0.00**	**0.00**	
			9,629.35	**9,629.35**	**0.00**	
			0.00	**0.00**	**0.00**	
Total Investment Pool		**658,358.59**	**6,621,905.53**	**9,629.35**	**9,629.35**	**9,629.35**
			75,854,256.76	**199,846.58**	**3,900.20**	
			771,854.29	**84,815.76**	**12,513.16**	
			687,038.53	**215,699.44**	**(8,612.96)**	
TOTAL PORTFOLIO		**69,859,487.67**	**75,930,459.56**	**100,668.62**	**92,055.66**	**92,055.66**

Cash Flow Report

As of September 30, 2022

Payment Date	Transaction Type	CUSIP	Quantity	Security Description	Principal Amount	Income	Total Amount
10/15/2022	Interest	91282CBV2	500,000.00	US Treasury Note 0.375% Due 4/15/2024	0.00	937.50	937.50
10/15/2022	Paydown	43815BAC4	165,000.00	Honda Auto Receivables Trust 2022-1 A3 1.88% Due 5/15/2026	0.00	258.50	258.50
10/15/2022	Paydown	89236XAC0	44,342.65	Toyota Auto Receivables 2020-D A3 0.35% Due 1/15/2025	1,660.06	12.93	1,672.99
10/15/2022	Paydown	89238FAD5	115,000.00	Toyota Auto Receivables OT 2022-B A3 2.93% Due 9/15/2026	0.00	280.79	280.79
10/15/2022	Paydown	47800AAC4	135,000.00	John Deere Owner Trust 2022-B A3 3.74% Due 2/16/2027	0.00	420.75	420.75
10/15/2022	Paydown	58769KAD6	80,000.00	Mercedes-Benz Auto Lease Trust 2021-B A3 0.4% Due 11/15/2024	0.00	26.67	26.67
10/15/2022	Paydown	89232HAC9	70,604.06	Toyota Auto Receivable Own 2020-A A3 1.66% Due 5/15/2024	4,933.98	97.67	5,031.65
10/15/2022	Paydown	02582JJT8	185,000.00	American Express Credit Trust 2022-2 A 3.39% Due 5/17/2027	0.00	522.63	522.63
10/15/2022	Paydown	47789QAC4	70,000.00	John Deere Owner Trust 2021-B A3 0.52% Due 3/16/2026	0.00	30.33	30.33
10/15/2022	Paydown	65479JAD5	26,607.21	Nissan Auto Receivables Owner 2019-C A3 1.93% Due 7/15/2024	1,181.10	42.79	1,223.89
10/15/2022	Paydown	47787JAC2	130,000.00	John Deere Owner Trust 2022-A A3 2.32% Due 9/16/2026	0.00	251.33	251.33
10/15/2022	Paydown	47788UAC6	60,000.00	John Deere Owner Trust 2021-A A3 0.36% Due 9/15/2025	0.00	18.00	18.00
10/15/2022	Paydown	89238JAC9	65,000.00	Toyota Auto Receivables Trust 2021-D A3 0.71% Due 4/15/2026	0.00	38.46	38.46
10/16/2022	Interest	45950KCR9	160,000.00	International Finance Corp Note 1.375% Due 10/16/2024	0.00	1,100.00	1,100.00
10/16/2022	Interest	3137EAEY1	225,000.00	FHLMC Note 0.125% Due 10/16/2023	0.00	140.63	140.63
10/16/2022	Paydown	36265WAD5	90,000.00	GM Financial Securitized Auto 2022-3 A3 3.64% Due 4/16/2027	0.00	273.00	273.00
10/17/2022	Dividend	90LAIF$00	3,471,817,637.76	Local Agency Investment Fund State Pool	0.00	122,675.64	122,675.64

Cash Flow Report

As of September 30, 2022

Payment Date	Transaction Type	CUSIP	Quantity	Security Description	Principal Amount	Income	Total Amount
10/18/2022	Paydown	43813KAC6	56,053.94	Honda Auto Receivables Trust 2020-3 A3 0.37% Due 10/18/2024	3,995.84	17.28	4,013.12
10/18/2022	Paydown	43815PAC3	105,000.00	Honda Auto Receivables 2022-2 A3 3.73% Due 7/20/2026	0.00	326.38	326.38
10/20/2022	Paydown	92290BAA9	105,592.51	Verizon Owner Trust 2020-B A 0.47% Due 2/20/2025	3,621.19	41.36	3,662.55
10/20/2022	Paydown	92348AAA3	13,537.25	Verizon Owner Trust 2019-C A1A 1.94% Due 4/22/2024	662.50	21.89	684.39
10/21/2022	Paydown	43813GAC5	69,734.18	Honda Auto Receivables Trust 2021-1 A3 0.27% Due 4/21/2025	3,866.17	15.69	3,881.86
10/21/2022	Paydown	43815GAC3	85,000.00	Honda Auto Receivables Trust 2021-4 A3 0.88% Due 1/21/2026	0.00	62.33	62.33
10/25/2022	Interest	06406RBC0	280,000.00	Bank of NY Mellon Corp Callable Note Cont 3/25/2025 3.35% Due 4/25/2025	0.00	4,663.94	4,663.94
10/25/2022	Maturity	55380TXW5	500,000.00	MUFG Bank Yankee CD 0.3% Due 10/25/2022	500,000.00	1,562.50	501,562.50
10/25/2022	Paydown	3137B4GY6	275,000.00	FHLMC K032 A2 3.31% Due 5/25/2023	0.00	758.54	758.54
10/25/2022	Paydown	05601XAC3	85,000.00	BMW Vehicle Lease Trust 2022-1 A3 1.1% Due 3/25/2025	0.00	77.92	77.92
10/25/2022	Paydown	09690AAC7	50,000.00	BMW Vehicle Lease Trust 2021-2 A3 0.33% Due 12/26/2024	0.00	13.75	13.75
OCT 2022					**519,920.84**	**134,689.20**	**654,610.04**
11/01/2022	Interest	78015K7C2	500,000.00	Royal Bank of Canada Note 2.25% Due 11/1/2024	0.00	5,625.00	5,625.00
11/03/2022	Interest	037833AK6	200,000.00	Apple Inc Note 2.4% Due 5/3/2023	0.00	2,400.00	2,400.00
11/05/2022	Interest	3137EAER6	305,000.00	FHLMC Note 0.375% Due 5/5/2023	0.00	571.88	571.88
11/06/2022	Interest	3137EAEZ8	335,000.00	FHLMC Note 0.25% Due 11/6/2023	0.00	418.75	418.75
11/07/2022	Interest	3135G06G3	350,000.00	FNMA Note 0.5% Due 11/7/2025	0.00	875.00	875.00

Cash Flow Report

As of September 30, 2022

Payment Date	Transaction Type	CUSIP	Quantity	Security Description	Principal Amount	Income	Total Amount
11/08/2022	Interest	69371RR57	175,000.00	Paccar Financial Corp Note 0.9% Due 11/8/2024	0.00	787.50	787.50
11/12/2022	Interest	023135BW5	130,000.00	Amazon.com Inc Note 0.45% Due 5/12/2024	0.00	292.50	292.50
11/15/2022	Interest	912828U24	625,000.00	US Treasury Note 2% Due 11/15/2026	0.00	6,250.00	6,250.00
11/15/2022	Interest	912828VB3	750,000.00	US Treasury Note 1.75% Due 5/15/2023	0.00	6,562.50	6,562.50
11/15/2022	Interest	912828X88	350,000.00	US Treasury Note 2.375% Due 5/15/2027	0.00	4,156.25	4,156.25
11/15/2022	Interest	912828R36	250,000.00	US Treasury Note 1.625% Due 5/15/2026	0.00	2,031.25	2,031.25
11/15/2022	Interest	91324PEB4	500,000.00	United Health Group Inc Callable Note Cont 5/15/2022 0.55% Due 5/15/2024	0.00	1,375.00	1,375.00
11/15/2022	Interest	912828WJ5	750,000.00	US Treasury Note 2.5% Due 5/15/2024	0.00	9,375.00	9,375.00
11/15/2022	Interest	91282CDH1	750,000.00	US Treasury Note 0.75% Due 11/15/2024	0.00	2,812.50	2,812.50
11/15/2022	Paydown	02582JJT8	185,000.00	American Express Credit Trust 2022-2 A 3.39% Due 5/17/2027	0.00	522.63	522.63
11/15/2022	Paydown	47788UAC6	60,000.00	John Deere Owner Trust 2021-A A3 0.36% Due 9/15/2025	2,490.67	18.00	2,508.67
11/15/2022	Paydown	47789QAC4	70,000.00	John Deere Owner Trust 2021-B A3 0.52% Due 3/16/2026	0.00	30.33	30.33
11/15/2022	Paydown	58769KAD6	80,000.00	Mercedes-Benz Auto Lease Trust 2021-B A3 0.4% Due 11/15/2024	0.00	26.67	26.67
11/15/2022	Paydown	89238JAC9	65,000.00	Toyota Auto Receivables Trust 2021-D A3 0.71% Due 4/15/2026	0.00	38.46	38.46
11/15/2022	Paydown	43815BAC4	165,000.00	Honda Auto Receivables Trust 2022-1 A3 1.88% Due 5/15/2026	0.00	258.50	258.50
11/15/2022	Paydown	89232HAC9	70,604.06	Toyota Auto Receivable Own 2020-A A3 1.66% Due 5/15/2024	4,789.92	90.84	4,880.76

Cash Flow Report

As of September 30, 2022

Payment Date	Transaction Type	CUSIP	Quantity	Security Description	Principal Amount	Income	Total Amount
11/15/2022	Paydown	89238FAD5	115,000.00	Toyota Auto Receivables OT 2022-B A3 2.93% Due 9/15/2026	0.00	280.79	280.79
11/15/2022	Paydown	47800AAC4	135,000.00	John Deere Owner Trust 2022-B A3 3.74% Due 2/16/2027	0.00	420.75	420.75
11/15/2022	Paydown	47787JAC2	130,000.00	John Deere Owner Trust 2022-A A3 2.32% Due 9/16/2026	0.00	251.33	251.33
11/15/2022	Paydown	65479JAD5	26,607.21	Nissan Auto Receivables Owner 2019-C A3 1.93% Due 7/15/2024	1,183.75	40.89	1,224.64
11/15/2022	Paydown	89236XAC0	44,342.65	Toyota Auto Receivables 2020-D A3 0.35% Due 1/15/2025	1,654.89	12.45	1,667.34
11/16/2022	Paydown	36265WAD5	90,000.00	GM Financial Securitized Auto 2022-3 A3 3.64% Due 4/16/2027	0.00	273.00	273.00
11/17/2022	Interest	14913R2L0	500,000.00	Caterpillar Financial Service Note 0.45% Due 5/17/2024	0.00	1,125.00	1,125.00
11/18/2022	Paydown	43815PAC3	105,000.00	Honda Auto Receivables 2022-2 A3 3.73% Due 7/20/2026	0.00	326.38	326.38
11/18/2022	Paydown	43813KAC6	56,053.94	Honda Auto Receivables Trust 2020-3 A3 0.37% Due 10/18/2024	3,997.07	16.05	4,013.12
11/20/2022	Paydown	92290BAA9	105,592.51	Verizon Owner Trust 2020-B A 0.47% Due 2/20/2025	3,622.61	39.94	3,662.55
11/20/2022	Paydown	92348AAA3	13,537.25	Verizon Owner Trust 2019-C A1A 1.94% Due 4/22/2024	664.00	20.81	684.81
11/21/2022	Paydown	43813GAC5	69,734.18	Honda Auto Receivables Trust 2021-1 A3 0.27% Due 4/21/2025	3,867.10	14.82	3,881.92
11/21/2022	Paydown	43815GAC3	85,000.00	Honda Auto Receivables Trust 2021-4 A3 0.88% Due 1/21/2026	0.00	62.33	62.33
11/22/2022	Interest	3135G04Q3	245,000.00	FNMA Note 0.25% Due 5/22/2023	0.00	306.25	306.25
11/24/2022	Interest	459058JM6	165,000.00	Intl. Bank Recon & Development Note 0.25% Due 11/24/2023	0.00	206.25	206.25
11/25/2022	Paydown	3137B4GY6	275,000.00	FHLMC K032 A2 3.31% Due 5/25/2023	0.00	758.54	758.54
11/25/2022	Paydown	05601XAC3	85,000.00	BMW Vehicle Lease Trust 2022-1 A3 1.1% Due 3/25/2025	0.00	77.92	77.92

Cash Flow Report

As of September 30, 2022

Payment Date	Transaction Type	CUSIP	Quantity	Security Description	Principal Amount	Income	Total Amount
11/25/2022	Paydown	09690AAC7	50,000.00	BMW Vehicle Lease Trust 2021-2 A3 0.33% Due 12/26/2024	0.00	13.75	13.75
11/30/2022	Interest	912828ZT0	365,000.00	US Treasury Note 0.25% Due 5/31/2025	0.00	456.25	456.25
11/30/2022	Interest	91282CAZ4	750,000.00	US Treasury Note 0.375% Due 11/30/2025	0.00	1,406.25	1,406.25
11/30/2022	Maturity	912828M80	750,000.00	US Treasury Note 2% Due 11/30/2022	750,000.00	7,500.00	757,500.00
NOV 2022					**772,270.01**	**58,128.31**	**830,398.32**
12/08/2022	Interest	3130A0F70	350,000.00	FHLB Note 3.375% Due 12/8/2023	0.00	5,906.25	5,906.25
12/14/2022	Interest	3130A1XJ2	155,000.00	FHLB Note 2.875% Due 6/14/2024	0.00	2,228.13	2,228.13
12/15/2022	Interest	91282CCG4	400,000.00	US Treasury Note 0.25% Due 6/15/2024	0.00	500.00	500.00
12/15/2022	Interest	63743HFE7	95,000.00	National Rural Utilities Note 3.45% Due 6/15/2025	0.00	2,012.02	2,012.02
12/15/2022	Interest	912828ZU7	750,000.00	US Treasury Note 0.25% Due 6/15/2023	0.00	937.50	937.50
12/15/2022	Maturity	912828YW4	750,000.00	US Treasury Note 1.625% Due 12/15/2022	750,000.00	6,093.75	756,093.75
12/15/2022	Paydown	47800AAC4	135,000.00	John Deere Owner Trust 2022-B A3 3.74% Due 2/16/2027	0.00	420.75	420.75
12/15/2022	Paydown	65479JAD5	26,607.21	Nissan Auto Receivables Owner 2019-C A3 1.93% Due 7/15/2024	1,186.41	38.99	1,225.40
12/15/2022	Paydown	89232HAC9	70,604.06	Toyota Auto Receivable Own 2020-A A3 1.66% Due 5/15/2024	4,645.24	84.22	4,729.46
12/15/2022	Paydown	43815BAC4	165,000.00	Honda Auto Receivables Trust 2022-1 A3 1.88% Due 5/15/2026	0.00	258.50	258.50
12/15/2022	Paydown	47788UAC6	60,000.00	John Deere Owner Trust 2021-A A3 0.36% Due 9/15/2025	2,491.48	17.25	2,508.73
12/15/2022	Paydown	89238JAC9	65,000.00	Toyota Auto Receivables Trust 2021-D A3 0.71% Due 4/15/2026	0.00	38.46	38.46

Cash Flow Report

As of September 30, 2022

Payment Date	Transaction Type	CUSIP	Quantity	Security Description	Principal Amount	Income	Total Amount
12/15/2022	Paydown	47787JAC2	130,000.00	John Deere Owner Trust 2022-A A3 2.32% Due 9/16/2026	0.00	251.33	251.33
12/15/2022	Paydown	89236XAC0	44,342.65	Toyota Auto Receivables 2020-D A3 0.35% Due 1/15/2025	1,649.67	11.97	1,661.64
12/15/2022	Paydown	89238FAD5	115,000.00	Toyota Auto Receivables OT 2022-B A3 2.93% Due 9/15/2026	0.00	280.79	280.79
12/15/2022	Paydown	02582JJT8	185,000.00	American Express Credit Trust 2022-2 A 3.39% Due 5/17/2027	0.00	522.63	522.63
12/15/2022	Paydown	47789QAC4	70,000.00	John Deere Owner Trust 2021-B A3 0.52% Due 3/16/2026	0.00	30.33	30.33
12/15/2022	Paydown	58769KAD6	80,000.00	Mercedes-Benz Auto Lease Trust 2021-B A3 0.4% Due 11/15/2024	0.00	26.67	26.67
12/16/2022	Paydown	36265WAD5	90,000.00	GM Financial Securitized Auto 2022-3 A3 3.64% Due 4/16/2027	0.00	273.00	273.00
12/18/2022	Interest	89236TJH9	300,000.00	Toyota Motor Credit Corp Note 0.5% Due 6/18/2024	0.00	750.00	750.00
12/18/2022	Paydown	43815PAC3	105,000.00	Honda Auto Receivables 2022-2 A3 3.73% Due 7/20/2026	0.00	326.38	326.38
12/18/2022	Paydown	43813KAC6	56,053.94	Honda Auto Receivables Trust 2020-3 A3 0.37% Due 10/18/2024	3,998.30	14.82	4,013.12
12/20/2022	Paydown	92290BAA9	105,592.51	Verizon Owner Trust 2020-B A 0.47% Due 2/20/2025	3,624.03	38.52	3,662.55
12/20/2022	Paydown	92348AAA3	13,537.25	Verizon Owner Trust 2019-C A1A 1.94% Due 4/22/2024	665.49	19.74	685.23
12/21/2022	Paydown	43813GAC5	69,734.18	Honda Auto Receivables Trust 2021-1 A3 0.27% Due 4/21/2025	3,868.04	13.95	3,881.99
12/21/2022	Paydown	43815GAC3	85,000.00	Honda Auto Receivables Trust 2021-4 A3 0.88% Due 1/21/2026	0.00	62.33	62.33
12/25/2022	Paydown	05601XAC3	85,000.00	BMW Vehicle Lease Trust 2022-1 A3 1.1% Due 3/25/2025	0.00	77.92	77.92
12/25/2022	Paydown	09690AAC7	50,000.00	BMW Vehicle Lease Trust 2021-2 A3 0.33% Due 12/26/2024	0.00	13.75	13.75
12/25/2022	Paydown	3137B4GY6	275,000.00	FHLMC K032 A2 3.31% Due 5/25/2023	0.00	758.54	758.54

Cash Flow Report

As of September 30, 2022

Payment Date	Transaction Type	CUSIP	Quantity	Security Description	Principal Amount	Income	Total Amount
12/26/2022	Interest	3137EAES4	300,000.00	FHLMC Note 0.25% Due 6/26/2023	0.00	375.00	375.00
12/30/2022	Call	747525AR4	500,000.00	Qualcomm Inc Callable Note Cont 12/30/2022 2.6% Due 1/30/2023	500,000.00	5,416.67	505,416.67
DEC 2022					**1,272,128.66**	**27,800.16**	**1,299,928.82**
01/06/2023	Interest	3133ENKS8	750,000.00	FFCB Note 1.125% Due 1/6/2025	0.00	4,218.76	4,218.76
01/10/2023	Interest	3135G05G4	250,000.00	FNMA Note 0.25% Due 7/10/2023	0.00	312.50	312.50
01/11/2023	Maturity	89236TEL5	200,000.00	Toyota Motor Credit Corp Note	200,000.00	2,700.00	202,700.00
01/13/2023	Maturity	037833DE7	200,000.00	Apple Inc Callable Note Cont 12/13/2022	200,000.00	2,400.00	202,400.00
01/15/2023	Interest	79466LAG9	35,000.00	Salesforce.com Inc Callable Note Cont 7/15/2022 0.625% Due 7/15/2024	0.00	109.38	109.38
01/15/2023	Paydown	89232HAC9	70,604.06	Toyota Auto Receivable Own 2020-A A3 1.66% Due 5/15/2024	4,499.96	77.79	4,577.75
01/15/2023	Paydown	89236XAC0	44,342.65	Toyota Auto Receivables 2020-D A3 0.35% Due 1/15/2025	1,644.40	11.49	1,655.89
01/15/2023	Paydown	02582JJT8	185,000.00	American Express Credit Trust 2022-2 A 3.39% Due 5/17/2027	0.00	522.63	522.63
01/15/2023	Paydown	47787JAC2	130,000.00	John Deere Owner Trust 2022-A A3 2.32% Due 9/16/2026	0.00	251.33	251.33
01/15/2023	Paydown	47789QAC4	70,000.00	John Deere Owner Trust 2021-B A3 0.52% Due 3/16/2026	0.00	30.33	30.33
01/15/2023	Paydown	65479JAD5	26,607.21	Nissan Auto Receivables Owner 2019-C A3 1.93% Due 7/15/2024	1,189.08	37.08	1,226.16
01/15/2023	Paydown	89238FAD5	115,000.00	Toyota Auto Receivables OT 2022-B A3 2.93% Due 9/15/2026	0.00	280.79	280.79
01/15/2023	Paydown	43815BAC4	165,000.00	Honda Auto Receivables Trust 2022-1 A3 1.88% Due 5/15/2026	0.00	258.50	258.50
01/15/2023	Paydown	47800AAC4	135,000.00	John Deere Owner Trust 2022-B A3 3.74% Due 2/16/2027	0.00	420.75	420.75

Cash Flow Report

As of September 30, 2022

Payment Date	Transaction Type	CUSIP	Quantity	Security Description	Principal Amount	Income	Total Amount
01/15/2023	Paydown	58769KAD6	80,000.00	Mercedes-Benz Auto Lease Trust 2021-B A3 0.4% Due 11/15/2024	6,150.46	26.67	6,177.13
01/15/2023	Paydown	89238JAC9	65,000.00	Toyota Auto Receivables Trust 2021-D A3 0.71% Due 4/15/2026	0.00	38.46	38.46
01/15/2023	Paydown	47788UAC6	60,000.00	John Deere Owner Trust 2021-A A3 0.36% Due 9/15/2025	2,492.28	16.51	2,508.79
01/16/2023	Paydown	36265WAD5	90,000.00	GM Financial Securitized Auto 2022-3 A3 3.64% Due 4/16/2027	0.00	273.00	273.00
01/17/2023	Interest	61747YET8	175,000.00	Morgan Stanley Callable Note Cont 7/17/2025 4.679% Due 7/17/2026	0.00	4,025.89	4,025.89
01/18/2023	Paydown	43813KAC6	56,053.94	Honda Auto Receivables Trust 2020-3 A3 0.37% Due 10/18/2024	3,999.53	13.59	4,013.12
01/18/2023	Paydown	43815PAC3	105,000.00	Honda Auto Receivables 2022-2 A3 3.73% Due 7/20/2026	0.00	326.38	326.38
01/20/2023	Paydown	92290BAA9	105,592.51	Verizon Owner Trust 2020-B A 0.47% Due 2/20/2025	3,625.45	37.10	3,662.55
01/20/2023	Paydown	92348AAA3	13,537.25	Verizon Owner Trust 2019-C A1A 1.94% Due 4/22/2024	667.00	18.66	685.66
01/21/2023	Paydown	43813GAC5	69,734.18	Honda Auto Receivables Trust 2021-1 A3 0.27% Due 4/21/2025	3,868.97	13.08	3,882.05
01/21/2023	Paydown	43815GAC3	85,000.00	Honda Auto Receivables Trust 2021-4 A3 0.88% Due 1/21/2026	0.00	62.33	62.33
01/24/2023	Interest	90331HNV1	250,000.00	US Bank NA Callable Note Cont 6/23/2023 3.4% Due 7/24/2023	0.00	4,250.00	4,250.00
01/25/2023	Paydown	3137B4GY6	275,000.00	FHLMC K032 A2 3.31% Due 5/25/2023	0.00	758.54	758.54
01/25/2023	Paydown	09690AAC7	50,000.00	BMW Vehicle Lease Trust 2021-2 A3 0.33% Due 12/26/2024	4,161.13	13.75	4,174.88
01/25/2023	Paydown	05601XAC3	85,000.00	BMW Vehicle Lease Trust 2022-1 A3 1.1% Due 3/25/2025	0.00	77.92	77.92
01/31/2023	Interest	912828Z52	750,000.00	US Treasury Note 1.375% Due 1/31/2025	0.00	5,156.25	5,156.25
01/31/2023	Interest	912828V80	750,000.00	US Treasury Note 2.25% Due 1/31/2024	0.00	8,437.50	8,437.50

Cash Flow Report

As of September 30, 2022

Payment Date	Transaction Type	CUSIP	Quantity	Security Description	Principal Amount	Income	Total Amount
01/31/2023	Interest	912828Y87	300,000.00	US Treasury Note 1.75% Due 7/31/2024	0.00	2,625.00	2,625.00
01/31/2023	Maturity	912828P38	450,000.00	US Treasury Note 1.75% Due 1/31/2023	450,000.00	3,937.50	453,937.50
JAN 2023					**882,298.26**	**41,739.46**	**924,037.72**
02/06/2023	Interest	594918BX1	200,000.00	Microsoft Callable Note Cont 12/6/2023 2.875% Due 2/6/2024	0.00	2,875.00	2,875.00
02/06/2023	Interest	857477BR3	90,000.00	State Street Bank Callable Note Cont 2/6/2025 1.746% Due 2/6/2026	0.00	785.70	785.70
02/09/2023	Interest	69371RR40	80,000.00	Paccar Financial Corp Note 0.5% Due 8/9/2024	0.00	200.00	200.00
02/14/2023	Interest	3133ENPG9	415,000.00	FFCB Note 1.75% Due 2/14/2025	0.00	3,631.25	3,631.25
02/15/2023	Interest	912828B66	750,000.00	US Treasury Note 2.75% Due 2/15/2024	0.00	10,312.50	10,312.50
02/15/2023	Interest	91282CCT6	400,000.00	US Treasury Note 0.375% Due 8/15/2024	0.00	750.00	750.00
02/15/2023	Paydown	43815BAC4	165,000.00	Honda Auto Receivables Trust 2022-1 A3 1.88% Due 5/15/2026	0.00	258.50	258.50
02/15/2023	Paydown	47800AAC4	135,000.00	John Deere Owner Trust 2022-B A3 3.74% Due 2/16/2027	0.00	420.75	420.75
02/15/2023	Paydown	89238JAC9	65,000.00	Toyota Auto Receivables Trust 2021-D A3 0.71% Due 4/15/2026	0.00	38.46	38.46
02/15/2023	Paydown	47787JAC2	130,000.00	John Deere Owner Trust 2022-A A3 2.32% Due 9/16/2026	0.00	251.33	251.33
02/15/2023	Paydown	89236XAC0	44,342.65	Toyota Auto Receivables 2020-D A3 0.35% Due 1/15/2025	1,639.08	11.01	1,650.09
02/15/2023	Paydown	65479JAD5	26,607.21	Nissan Auto Receivables Owner 2019-C A3 1.93% Due 7/15/2024	1,191.76	35.17	1,226.93
02/15/2023	Paydown	89232HAC9	70,604.06	Toyota Auto Receivable Own 2020-A A3 1.66% Due 5/15/2024	4,354.07	71.57	4,425.64
02/15/2023	Paydown	02582JJT8	185,000.00	American Express Credit Trust 2022-2 A 3.39% Due 5/17/2027	0.00	522.63	522.63

Cash Flow Report

As of September 30, 2022

Payment Date	Transaction Type	CUSIP	Quantity	Security Description	Principal Amount	Income	Total Amount
02/15/2023	Paydown	47788UAC6	60,000.00	John Deere Owner Trust 2021-A A3 0.36% Due 9/15/2025	2,493.10	15.76	2,508.86
02/15/2023	Paydown	47789QAC4	70,000.00	John Deere Owner Trust 2021-B A3 0.52% Due 3/16/2026	0.00	30.33	30.33
02/15/2023	Paydown	58769KAD6	80,000.00	Mercedes-Benz Auto Lease Trust 2021-B A3 0.4% Due 11/15/2024	6,151.02	24.62	6,175.64
02/15/2023	Paydown	89238FAD5	115,000.00	Toyota Auto Receivables OT 2022-B A3 2.93% Due 9/15/2026	0.00	280.79	280.79
02/16/2023	Interest	06406FAD5	200,000.00	Bank of NY Mellon Corp Callable Note Cont 6/16/2023 2.2% Due 8/16/2023	0.00	2,200.00	2,200.00
02/16/2023	Paydown	36265WAD5	90,000.00	GM Financial Securitized Auto 2022-3 A3 3.64% Due 4/16/2027	0.00	273.00	273.00
02/18/2023	Paydown	43813KAC6	56,053.94	Honda Auto Receivables Trust 2020-3 A3 0.37% Due 10/18/2024	4,000.77	12.35	4,013.12
02/18/2023	Paydown	43815PAC3	105,000.00	Honda Auto Receivables 2022-2 A3 3.73% Due 7/20/2026	0.00	326.38	326.38
02/20/2023	Paydown	92348AAA3	13,537.25	Verizon Owner Trust 2019-C A1A 1.94% Due 4/22/2024	668.49	17.59	686.08
02/20/2023	Paydown	92290BAA9	105,592.51	Verizon Owner Trust 2020-B A 0.47% Due 2/20/2025	3,626.87	35.68	3,662.55
02/21/2023	Paydown	43813GAC5	69,734.18	Honda Auto Receivables Trust 2021-1 A3 0.27% Due 4/21/2025	3,869.91	12.21	3,882.12
02/21/2023	Paydown	43815GAC3	85,000.00	Honda Auto Receivables Trust 2021-4 A3 0.88% Due 1/21/2026	0.00	62.33	62.33
02/24/2023	Interest	3137EAEV7	300,000.00	FHLMC Note 0.25% Due 8/24/2023	0.00	375.00	375.00
02/25/2023	Paydown	3137B4GY6	275,000.00	FHLMC K032 A2 3.31% Due 5/25/2023	68,431.14	758.54	69,189.68
02/25/2023	Paydown	05601XAC3	85,000.00	BMW Vehicle Lease Trust 2022-1 A3 1.1% Due 3/25/2025	0.00	77.92	77.92
02/25/2023	Paydown	09690AAC7	50,000.00	BMW Vehicle Lease Trust 2021-2 A3 0.33% Due 12/26/2024	4,162.13	12.61	4,174.74

Cash Flow Report

As of September 30, 2022

Payment Date	Transaction Type	CUSIP	Quantity	Security Description	Principal Amount	Income	Total Amount
02/28/2023	Interest	9128284Z0	750,000.00	US Treasury Note 2.75% Due 8/31/2025	0.00	10,312.50	10,312.50
FEB 2023					**100,588.34**	**34,991.48**	**135,579.82**
03/01/2023	Interest	46647PAH9	500,000.00	JP Morgan Chase & Co Callable Note 2X 3/1/2024 3.22% Due 3/1/2025	0.00	8,050.00	8,050.00
03/07/2023	Interest	24422EWB1	130,000.00	John Deere Capital Corp Note 2.125% Due 3/7/2025	0.00	1,381.25	1,381.25
03/08/2023	Interest	3137EAEW5	300,000.00	FHLMC Note 0.25% Due 9/8/2023	0.00	375.00	375.00
03/08/2023	Interest	3130AT3H8	700,000.00	FHLB Note 3.375% Due 3/8/2024	0.00	12,731.25	12,731.25
03/09/2023	Interest	931142EW9	80,000.00	Wal-Mart Stores Note 3.9% Due 9/9/2025	0.00	1,560.00	1,560.00
03/09/2023	Interest	931142EX7	225,000.00	Wal-Mart Stores Callable Note Cont 09/09/2027 3.95% Due 9/9/2027	0.00	4,443.75	4,443.75
03/10/2023	Maturity	3130ADRG9	350,000.00	FHLB Note 2.75% Due 3/10/2023	350,000.00	4,812.50	354,812.50
03/11/2023	Interest	89114QCB2	500,000.00	Toronto Dominion Bank Note 3.25% Due 3/11/2024	0.00	8,125.00	8,125.00
03/12/2023	Interest	3135G0U43	350,000.00	FNMA Note 2.875% Due 9/12/2023	0.00	5,031.25	5,031.25
03/15/2023	Interest	437076CR1	110,000.00	Home Depot Callable Note Cont 8/15/2025 4% Due 9/15/2025	0.00	2,151.11	2,151.11
03/15/2023	Maturity	912828ZD5	325,000.00	US Treasury Note 0.5% Due 3/15/2023	325,000.00	812.50	325,812.50
03/15/2023	Paydown	43815BAC4	165,000.00	Honda Auto Receivables Trust 2022-1 A3 1.88% Due 5/15/2026	0.00	258.50	258.50
03/15/2023	Paydown	47789QAC4	70,000.00	John Deere Owner Trust 2021-B A3 0.52% Due 3/16/2026	0.00	30.33	30.33
03/15/2023	Paydown	58769KAD6	80,000.00	Mercedes-Benz Auto Lease Trust 2021-B A3 0.4% Due 11/15/2024	6,151.59	22.57	6,174.16
03/15/2023	Paydown	89238FAD5	115,000.00	Toyota Auto Receivables OT 2022-B A3 2.93% Due 9/15/2026	0.00	280.79	280.79

Cash Flow Report

As of September 30, 2022

Payment Date	Transaction Type	CUSIP	Quantity	Security Description	Principal Amount	Income	Total Amount
03/15/2023	Paydown	02582JJT8	185,000.00	American Express Credit Trust 2022-2 A 3.39% Due 5/17/2027	0.00	522.63	522.63
03/15/2023	Paydown	89232HAC9	70,604.06	Toyota Auto Receivable Own 2020-A A3 1.66% Due 5/15/2024	4,207.57	65.54	4,273.11
03/15/2023	Paydown	89236XAC0	44,342.65	Toyota Auto Receivables 2020-D A3 0.35% Due 1/15/2025	1,633.70	10.53	1,644.23
03/15/2023	Paydown	47788UAC6	60,000.00	John Deere Owner Trust 2021-A A3 0.36% Due 9/15/2025	2,493.91	15.01	2,508.92
03/15/2023	Paydown	47787JAC2	130,000.00	John Deere Owner Trust 2022-A A3 2.32% Due 9/16/2026	0.00	251.33	251.33
03/15/2023	Paydown	47800AAC4	135,000.00	John Deere Owner Trust 2022-B A3 3.74% Due 2/16/2027	0.00	420.75	420.75
03/15/2023	Paydown	65479JAD5	26,607.21	Nissan Auto Receivables Owner 2019-C A3 1.93% Due 7/15/2024	1,194.44	33.25	1,227.69
03/15/2023	Paydown	89238JAC9	65,000.00	Toyota Auto Receivables Trust 2021-D A3 0.71% Due 4/15/2026	0.00	38.46	38.46
03/16/2023	Paydown	36265WAD5	90,000.00	GM Financial Securitized Auto 2022-3 A3 3.64% Due 4/16/2027	0.00	273.00	273.00
03/17/2023	Interest	931142ER0	40,000.00	Wal-Mart Stores Callable Note Cont 08/17/2026 1.05% Due 9/17/2026	0.00	210.00	210.00
03/18/2023	Interest	808513BN4	245,000.00	Charles Schwab Corp Callable Note Cont 2/18/2024 0.75% Due 3/18/2024	0.00	918.75	918.75
03/18/2023	Paydown	43815PAC3	105,000.00	Honda Auto Receivables 2022-2 A3 3.73% Due 7/20/2026	0.00	326.38	326.38
03/18/2023	Paydown	43813KAC6	56,053.94	Honda Auto Receivables Trust 2020-3 A3 0.37% Due 10/18/2024	4,002.00	11.12	4,013.12
03/19/2023	Interest	459058GQ0	225,000.00	Intl. Bank Recon & Development Note 2.5% Due 3/19/2024	0.00	2,812.50	2,812.50
03/20/2023	Paydown	92348AAA3	13,537.25	Verizon Owner Trust 2019-C A1A 1.94% Due 4/22/2024	669.99	16.51	686.50
03/20/2023	Paydown	92290BAA9	105,592.51	Verizon Owner Trust 2020-B A 0.47% Due 2/20/2025	3,628.29	34.26	3,662.55
03/21/2023	Paydown	43813GAC5	69,734.18	Honda Auto Receivables Trust 2021-1 A3 0.27% Due 4/21/2025	3,870.84	11.34	3,882.18

Cash Flow Report

As of September 30, 2022

Payment Date	Transaction Type	CUSIP	Quantity	Security Description	Principal Amount	Income	Total Amount
03/21/2023	Paydown	43815GAC3	85,000.00	Honda Auto Receivables Trust 2021-4 A3 0.88% Due 1/21/2026	0.00	62.33	62.33
03/23/2023	Interest	4581X0DZ8	260,000.00	Inter-American Dev Bank Note 0.5% Due 9/23/2024	0.00	650.00	650.00
03/25/2023	Paydown	09690AAC7	50,000.00	BMW Vehicle Lease Trust 2021-2 A3 0.33% Due 12/26/2024	4,163.14	11.46	4,174.60
03/25/2023	Paydown	05601XAC3	85,000.00	BMW Vehicle Lease Trust 2022-1 A3 1.1% Due 3/25/2025	0.00	77.92	77.92
03/25/2023	Paydown	3137B4GY6	275,000.00	FHLMC K032 A2 3.31% Due 5/25/2023	68,643.27	569.79	69,213.06
03/31/2023	Interest	912828W71	750,000.00	US Treasury Note 2.125% Due 3/31/2024	0.00	7,968.75	7,968.75
03/31/2023	Interest	912828YG9	300,000.00	US Treasury Note 1.625% Due 9/30/2026	0.00	2,437.50	2,437.50
03/31/2023	Interest	912828T26	750,000.00	US Treasury Note 1.375% Due 9/30/2023	0.00	5,156.25	5,156.25
03/31/2023	Interest	912828ZF0	350,000.00	US Treasury Note 0.5% Due 3/31/2025	0.00	875.00	875.00
03/31/2023	Interest	91282CEF4	750,000.00	US Treasury Note 2.5% Due 3/31/2027	0.00	9,375.00	9,375.00
03/31/2023	Interest	9128286L9	750,000.00	US Treasury Note 2.25% Due 3/31/2026	0.00	8,437.50	8,437.50
MAR 2023					**775,658.74**	**91,658.66**	**867,317.40**
04/15/2023	Interest	91282CBV2	500,000.00	US Treasury Note 0.375% Due 4/15/2024	0.00	937.50	937.50
04/15/2023	Paydown	43815BAC4	165,000.00	Honda Auto Receivables Trust 2022-1 A3 1.88% Due 5/15/2026	0.00	258.50	258.50
04/15/2023	Paydown	89236XAC0	44,342.65	Toyota Auto Receivables 2020-D A3 0.35% Due 1/15/2025	1,628.26	10.05	1,638.31
04/15/2023	Paydown	47787JAC2	130,000.00	John Deere Owner Trust 2022-A A3 2.32% Due 9/16/2026	0.00	251.33	251.33
04/15/2023	Paydown	47800AAC4	135,000.00	John Deere Owner Trust 2022-B A3 3.74% Due 2/16/2027	0.00	420.75	420.75

Cash Flow Report

As of September 30, 2022

Payment Date	Transaction Type	CUSIP	Quantity	Security Description	Principal Amount	Income	Total Amount
04/15/2023	Paydown	89238JAC9	65,000.00	Toyota Auto Receivables Trust 2021-D A3 0.71% Due 4/15/2026	0.00	38.46	38.46
04/15/2023	Paydown	58769KAD6	80,000.00	Mercedes-Benz Auto Lease Trust 2021-B A3 0.4% Due 11/15/2024	6,152.15	20.52	6,172.67
04/15/2023	Paydown	89232HAC9	70,604.06	Toyota Auto Receivable Own 2020-A A3 1.66% Due 5/15/2024	4,060.44	59.72	4,120.16
04/15/2023	Paydown	02582JJT8	185,000.00	American Express Credit Trust 2022-2 A 3.39% Due 5/17/2027	0.00	522.63	522.63
04/15/2023	Paydown	47788UAC6	60,000.00	John Deere Owner Trust 2021-A A3 0.36% Due 9/15/2025	2,494.72	14.26	2,508.98
04/15/2023	Paydown	47789QAC4	70,000.00	John Deere Owner Trust 2021-B A3 0.52% Due 3/16/2026	0.00	30.33	30.33
04/15/2023	Paydown	65479JAD5	26,607.21	Nissan Auto Receivables Owner 2019-C A3 1.93% Due 7/15/2024	1,197.13	31.33	1,228.46
04/15/2023	Paydown	89238FAD5	115,000.00	Toyota Auto Receivables OT 2022-B A3 2.93% Due 9/15/2026	0.00	280.79	280.79
04/16/2023	Interest	3137EAEY1	225,000.00	FHLMC Note 0.125% Due 10/16/2023	0.00	140.63	140.63
04/16/2023	Interest	45950KCR9	160,000.00	International Finance Corp Note 1.375% Due 10/16/2024	0.00	1,100.00	1,100.00
04/16/2023	Paydown	36265WAD5	90,000.00	GM Financial Securitized Auto 2022-3 A3 3.64% Due 4/16/2027	0.00	273.00	273.00
04/18/2023	Paydown	43813KAC6	56,053.94	Honda Auto Receivables Trust 2020-3 A3 0.37% Due 10/18/2024	4,003.23	9.89	4,013.12
04/18/2023	Paydown	43815PAC3	105,000.00	Honda Auto Receivables 2022-2 A3 3.73% Due 7/20/2026	0.00	326.38	326.38
04/20/2023	Paydown	92348AAA3	13,537.25	Verizon Owner Trust 2019-C A1A 1.94% Due 4/22/2024	671.51	15.42	686.93
04/20/2023	Paydown	92290BAA9	105,592.51	Verizon Owner Trust 2020-B A 0.47% Due 2/20/2025	3,629.71	32.84	3,662.55
04/21/2023	Paydown	43815GAC3	85,000.00	Honda Auto Receivables Trust 2021-4 A3 0.88% Due 1/21/2026	0.00	62.33	62.33
04/21/2023	Paydown	43813GAC5	69,734.18	Honda Auto Receivables Trust 2021-1 A3 0.27% Due 4/21/2025	3,871.78	10.47	3,882.25

Cash Flow Report

As of September 30, 2022

Payment Date	Transaction Type	CUSIP	Quantity	Security Description	Principal Amount	Income	Total Amount
04/25/2023	Interest	06406RBC0	280,000.00	Bank of NY Mellon Corp Callable Note Cont 3/25/2025 3.35% Due 4/25/2025	0.00	4,690.00	4,690.00
04/25/2023	Paydown	05601XAC3	85,000.00	BMW Vehicle Lease Trust 2022-1 A3 1.1% Due 3/25/2025	0.00	77.92	77.92
04/25/2023	Paydown	09690AAC7	50,000.00	BMW Vehicle Lease Trust 2021-2 A3 0.33% Due 12/26/2024	4,164.15	10.32	4,174.47
04/25/2023	Paydown	3137B4GY6	275,000.00	FHLMC K032 A2 3.31% Due 5/25/2023	68,856.07	380.44	69,236.51
APR 2023					**100,729.15**	**10,005.81**	**110,734.96**
05/01/2023	Interest	78015K7C2	500,000.00	Royal Bank of Canada Note 2.25% Due 11/1/2024	0.00	5,625.00	5,625.00
05/03/2023	Maturity	037833AK6	200,000.00	Apple Inc Note 2.4% Due 5/3/2023	200,000.00	2,400.00	202,400.00
05/05/2023	Maturity	3137EAER6	305,000.00	FHLMC Note 0.375% Due 5/5/2023	305,000.00	571.88	305,571.88
05/06/2023	Interest	3137EAEZ8	335,000.00	FHLMC Note 0.25% Due 11/6/2023	0.00	418.75	418.75
05/07/2023	Interest	3135G06G3	350,000.00	FNMA Note 0.5% Due 11/7/2025	0.00	875.00	875.00
05/08/2023	Interest	69371RR57	175,000.00	Paccar Financial Corp Note 0.9% Due 11/8/2024	0.00	787.50	787.50
05/12/2023	Interest	023135BW5	130,000.00	Amazon.com Inc Note 0.45% Due 5/12/2024	0.00	292.50	292.50
05/15/2023	Interest	912828R36	250,000.00	US Treasury Note 1.625% Due 5/15/2026	0.00	2,031.25	2,031.25
05/15/2023	Interest	912828X88	350,000.00	US Treasury Note 2.375% Due 5/15/2027	0.00	4,156.25	4,156.25
05/15/2023	Interest	91324PEB4	500,000.00	United Health Group Inc Callable Note Cont 5/15/2022 0.55% Due 5/15/2024	0.00	1,375.00	1,375.00
05/15/2023	Interest	912828WJ5	750,000.00	US Treasury Note 2.5% Due 5/15/2024	0.00	9,375.00	9,375.00

Cash Flow Report

As of September 30, 2022

Payment Date	Transaction Type	CUSIP	Quantity	Security Description	Principal Amount	Income	Total Amount
05/15/2023	Interest	912828U24	625,000.00	US Treasury Note 2% Due 11/15/2026	0.00	6,250.00	6,250.00
05/15/2023	Interest	91282CDH1	750,000.00	US Treasury Note 0.75% Due 11/15/2024	0.00	2,812.50	2,812.50
05/15/2023	Maturity	912828VB3	750,000.00	US Treasury Note 1.75% Due 5/15/2023	750,000.00	6,562.50	756,562.50
05/15/2023	Paydown	89232HAC9	70,604.06	Toyota Auto Receivable Own 2020-A A3 1.66% Due 5/15/2024	3,912.69	54.11	3,966.80
05/15/2023	Paydown	89236XAC0	44,342.65	Toyota Auto Receivables 2020-D A3 0.35% Due 1/15/2025	1,622.76	9.58	1,632.34
05/15/2023	Paydown	47787JAC2	130,000.00	John Deere Owner Trust 2022-A A3 2.32% Due 9/16/2026	0.00	251.33	251.33
05/15/2023	Paydown	47788UAC6	60,000.00	John Deere Owner Trust 2021-A A3 0.36% Due 9/15/2025	2,495.53	13.51	2,509.04
05/15/2023	Paydown	02582JJT8	185,000.00	American Express Credit Trust 2022-2 A 3.39% Due 5/17/2027	0.00	522.63	522.63
05/15/2023	Paydown	47789QAC4	70,000.00	John Deere Owner Trust 2021-B A3 0.52% Due 3/16/2026	3,040.41	30.33	3,070.74
05/15/2023	Paydown	65479JAD5	26,607.21	Nissan Auto Receivables Owner 2019-C A3 1.93% Due 7/15/2024	1,199.82	29.41	1,229.23
05/15/2023	Paydown	89238FAD5	115,000.00	Toyota Auto Receivables OT 2022-B A3 2.93% Due 9/15/2026	0.00	280.79	280.79
05/15/2023	Paydown	43815BAC4	165,000.00	Honda Auto Receivables Trust 2022-1 A3 1.88% Due 5/15/2026	0.00	258.50	258.50
05/15/2023	Paydown	47800AAC4	135,000.00	John Deere Owner Trust 2022-B A3 3.74% Due 2/16/2027	0.00	420.75	420.75
05/15/2023	Paydown	58769KAD6	80,000.00	Mercedes-Benz Auto Lease Trust 2021-B A3 0.4% Due 11/15/2024	6,152.72	18.46	6,171.18
05/15/2023	Paydown	89238JAC9	65,000.00	Toyota Auto Receivables Trust 2021-D A3 0.71% Due 4/15/2026	2,936.23	38.46	2,974.69
05/16/2023	Paydown	36265WAD5	90,000.00	GM Financial Securitized Auto 2022-3 A3 3.64% Due 4/16/2027	0.00	273.00	273.00
05/17/2023	Interest	14913R2L0	500,000.00	Caterpillar Financial Service Note 0.45% Due 5/17/2024	0.00	1,125.00	1,125.00

Cash Flow Report

As of September 30, 2022

Payment Date	Transaction Type	CUSIP	Quantity	Security Description	Principal Amount	Income	Total Amount
05/18/2023	Paydown	43815PAC3	105,000.00	Honda Auto Receivables 2022-2 A3 3.73% Due 7/20/2026	0.00	326.38	326.38
05/18/2023	Paydown	43813KAC6	56,053.94	Honda Auto Receivables Trust 2020-3 A3 0.37% Due 10/18/2024	4,004.47	8.65	4,013.12
05/20/2023	Paydown	92290BAA9	105,592.51	Verizon Owner Trust 2020-B A 0.47% Due 2/20/2025	3,631.13	31.42	3,662.55
05/20/2023	Paydown	92348AAA3	13,537.25	Verizon Owner Trust 2019-C A1A 1.94% Due 4/22/2024	673.01	14.34	687.35
05/21/2023	Paydown	43813GAC5	69,734.18	Honda Auto Receivables Trust 2021-1 A3 0.27% Due 4/21/2025	3,872.71	9.60	3,882.31
05/21/2023	Paydown	43815GAC3	85,000.00	Honda Auto Receivables Trust 2021-4 A3 0.88% Due 1/21/2026	3,854.18	62.33	3,916.51
05/22/2023	Maturity	3135G04Q3	245,000.00	FNMA Note 0.25% Due 5/22/2023	245,000.00	306.25	245,306.25
05/24/2023	Interest	459058JM6	165,000.00	Intl. Bank Recon & Development Note 0.25% Due 11/24/2023	0.00	206.25	206.25
05/25/2023	Paydown	05601XAC3	85,000.00	BMW Vehicle Lease Trust 2022-1 A3 1.1% Due 3/25/2025	7,687.75	77.92	7,765.67
05/25/2023	Paydown	09690AAC7	50,000.00	BMW Vehicle Lease Trust 2021-2 A3 0.33% Due 12/26/2024	4,165.16	9.17	4,174.33
05/25/2023	Paydown	3137B4GY6	275,000.00	FHLMC K032 A2 3.31% Due 5/25/2023	69,069.52	190.52	69,260.04
05/31/2023	Interest	912828ZT0	365,000.00	US Treasury Note 0.25% Due 5/31/2025	0.00	456.25	456.25
05/31/2023	Interest	91282CAZ4	750,000.00	US Treasury Note 0.375% Due 11/30/2025	0.00	1,406.25	1,406.25
MAY 2023					**1,618,318.09**	**49,964.32**	**1,668,282.41**
06/08/2023	Interest	3130A0F70	350,000.00	FHLB Note 3.375% Due 12/8/2023	0.00	5,906.25	5,906.25
06/14/2023	Interest	3130A1XJ2	155,000.00	FHLB Note 2.875% Due 6/14/2024	0.00	2,228.13	2,228.13
06/15/2023	Interest	63743HFE7	95,000.00	National Rural Utilities Note 3.45% Due 6/15/2025	0.00	1,638.75	1,638.75

Cash Flow Report

As of September 30, 2022

Payment Date	Transaction Type	CUSIP	Quantity	Security Description	Principal Amount	Income	Total Amount
06/15/2023	Interest	91282CCG4	400,000.00	US Treasury Note 0.25% Due 6/15/2024	0.00	500.00	500.00
06/15/2023	Maturity	912828ZU7	750,000.00	US Treasury Note 0.25% Due 6/15/2023	750,000.00	937.50	750,937.50
06/15/2023	Paydown	89238FAD5	115,000.00	Toyota Auto Receivables OT 2022-B A3 2.93% Due 9/15/2026	0.00	280.79	280.79
06/15/2023	Paydown	02582JJT8	185,000.00	American Express Credit Trust 2022-2 A 3.39% Due 5/17/2027	0.00	522.63	522.63
06/15/2023	Paydown	47788UAC6	60,000.00	John Deere Owner Trust 2021-A A3 0.36% Due 9/15/2025	2,496.35	12.76	2,509.11
06/15/2023	Paydown	47789QAC4	70,000.00	John Deere Owner Trust 2021-B A3 0.52% Due 3/16/2026	3,040.69	29.02	3,069.71
06/15/2023	Paydown	58769KAD6	80,000.00	Mercedes-Benz Auto Lease Trust 2021-B A3 0.4% Due 11/15/2024	6,153.29	16.41	6,169.70
06/15/2023	Paydown	43815BAC4	165,000.00	Honda Auto Receivables Trust 2022-1 A3 1.88% Due 5/15/2026	0.00	258.50	258.50
06/15/2023	Paydown	47800AAC4	135,000.00	John Deere Owner Trust 2022-B A3 3.74% Due 2/16/2027	0.00	420.75	420.75
06/15/2023	Paydown	89238JAC9	65,000.00	Toyota Auto Receivables Trust 2021-D A3 0.71% Due 4/15/2026	2,937.97	36.72	2,974.69
06/15/2023	Paydown	47787JAC2	130,000.00	John Deere Owner Trust 2022-A A3 2.32% Due 9/16/2026	0.00	251.33	251.33
06/15/2023	Paydown	89236XAC0	44,342.65	Toyota Auto Receivables 2020-D A3 0.35% Due 1/15/2025	1,617.21	9.10	1,626.31
06/15/2023	Paydown	65479JAD5	26,607.21	Nissan Auto Receivables Owner 2019-C A3 1.93% Due 7/15/2024	1,202.52	27.48	1,230.00
06/15/2023	Paydown	89232HAC9	70,604.06	Toyota Auto Receivable Own 2020-A A3 1.66% Due 5/15/2024	3,764.34	48.69	3,813.03
06/16/2023	Paydown	36265WAD5	90,000.00	GM Financial Securitized Auto 2022-3 A3 3.64% Due 4/16/2027	0.00	273.00	273.00
06/18/2023	Interest	89236TJH9	300,000.00	Toyota Motor Credit Corp Note 0.5% Due 6/18/2024	0.00	750.00	750.00
06/18/2023	Paydown	43813KAC6	56,053.94	Honda Auto Receivables Trust 2020-3 A3 0.37% Due 10/18/2024	4,005.70	7.42	4,013.12

Cash Flow Report

As of September 30, 2022

Payment Date	Transaction Type	CUSIP	Quantity	Security Description	Principal Amount	Income	Total Amount
06/18/2023	Paydown	43815PAC3	105,000.00	Honda Auto Receivables 2022-2 A3 3.73% Due 7/20/2026	0.00	326.38	326.38
06/20/2023	Paydown	92290BAA9	105,592.51	Verizon Owner Trust 2020-B A 0.47% Due 2/20/2025	3,632.55	30.00	3,662.55
06/20/2023	Paydown	92348AAA3	13,537.25	Verizon Owner Trust 2019-C A1A 1.94% Due 4/22/2024	674.53	13.25	687.78
06/21/2023	Paydown	43813GAC5	69,734.18	Honda Auto Receivables Trust 2021-1 A3 0.27% Due 4/21/2025	3,873.65	8.73	3,882.38
06/21/2023	Paydown	43815GAC3	85,000.00	Honda Auto Receivables Trust 2021-4 A3 0.88% Due 1/21/2026	3,855.08	59.51	3,914.59
06/23/2023	Call	90331HNV1	250,000.00	US Bank NA Callable Note Cont 6/23/2023 3.4% Due 7/24/2023	250,000.00	3,518.06	253,518.06
06/25/2023	Paydown	05601XAC3	85,000.00	BMW Vehicle Lease Trust 2022-1 A3 1.1% Due 3/25/2025	7,695.63	70.87	7,766.50
06/25/2023	Paydown	09690AAC7	50,000.00	BMW Vehicle Lease Trust 2021-2 A3 0.33% Due 12/26/2024	4,166.16	8.03	4,174.19
06/26/2023	Maturity	3137EAES4	300,000.00	FHLMC Note 0.25% Due 6/26/2023	300,000.00	375.00	300,375.00
JUN 2023					**1,349,115.67**	**18,565.06**	**1,367,680.73**
07/06/2023	Interest	3133ENKS8	750,000.00	FFCB Note 1.125% Due 1/6/2025	0.00	4,218.76	4,218.76
07/10/2023	Maturity	3135G05G4	250,000.00	FNMA Note 0.25% Due 7/10/2023	250,000.00	312.50	250,312.50
07/15/2023	Interest	79466LAG9	35,000.00	Salesforce.com Inc Callable Note Cont 7/15/2022 0.625% Due 7/15/2024	0.00	109.38	109.38
07/15/2023	Paydown	89232HAC9	70,604.06	Toyota Auto Receivable Own 2020-A A3 1.66% Due 5/15/2024	3,615.35	43.49	3,658.84
07/15/2023	Paydown	89236XAC0	44,342.65	Toyota Auto Receivables 2020-D A3 0.35% Due 1/15/2025	1,611.60	8.63	1,620.23
07/15/2023	Paydown	47787JAC2	130,000.00	John Deere Owner Trust 2022-A A3 2.32% Due 9/16/2026	0.00	251.33	251.33
07/15/2023	Paydown	47788UAC6	60,000.00	John Deere Owner Trust 2021-A A3 0.36% Due 9/15/2025	2,497.15	12.02	2,509.17

Cash Flow Report

As of September 30, 2022

Payment Date	Transaction Type	CUSIP	Quantity	Security Description	Principal Amount	Income	Total Amount
07/15/2023	Paydown	02582JJT8	185,000.00	American Express Credit Trust 2022-2 A 3.39% Due 5/17/2027	0.00	522.63	522.63
07/15/2023	Paydown	43815BAC4	165,000.00	Honda Auto Receivables Trust 2022-1 A3 1.88% Due 5/15/2026	0.00	258.50	258.50
07/15/2023	Paydown	47789QAC4	70,000.00	John Deere Owner Trust 2021-B A3 0.52% Due 3/16/2026	3,040.97	27.70	3,068.67
07/15/2023	Paydown	58769KAD6	80,000.00	Mercedes-Benz Auto Lease Trust 2021-B A3 0.4% Due 11/15/2024	6,153.85	14.36	6,168.21
07/15/2023	Paydown	89238FAD5	115,000.00	Toyota Auto Receivables OT 2022-B A3 2.93% Due 9/15/2026	0.00	280.79	280.79
07/15/2023	Paydown	47800AAC4	135,000.00	John Deere Owner Trust 2022-B A3 3.74% Due 2/16/2027	0.00	420.75	420.75
07/15/2023	Paydown	65479JAD5	26,607.21	Nissan Auto Receivables Owner 2019-C A3 1.93% Due 7/15/2024	1,205.23	25.54	1,230.77
07/15/2023	Paydown	89238JAC9	65,000.00	Toyota Auto Receivables Trust 2021-D A3 0.71% Due 4/15/2026	2,939.71	34.98	2,974.69
07/16/2023	Paydown	36265WAD5	90,000.00	GM Financial Securitized Auto 2022-3 A3 3.64% Due 4/16/2027	0.00	273.00	273.00
07/17/2023	Interest	61747YET8	175,000.00	Morgan Stanley Callable Note Cont 7/17/2025 4.679% Due 7/17/2026	0.00	4,094.13	4,094.13
07/18/2023	Paydown	43813KAC6	56,053.94	Honda Auto Receivables Trust 2020-3 A3 0.37% Due 10/18/2024	4,006.94	6.18	4,013.12
07/18/2023	Paydown	43815PAC3	105,000.00	Honda Auto Receivables 2022-2 A3 3.73% Due 7/20/2026	0.00	326.38	326.38
07/20/2023	Paydown	92348AAA3	13,537.25	Verizon Owner Trust 2019-C A1A 1.94% Due 4/22/2024	676.04	12.16	688.20
07/20/2023	Paydown	92290BAA9	105,592.51	Verizon Owner Trust 2020-B A 0.47% Due 2/20/2025	3,633.98	28.57	3,662.55
07/21/2023	Paydown	43813GAC5	69,734.18	Honda Auto Receivables Trust 2021-1 A3 0.27% Due 4/21/2025	3,874.59	7.85	3,882.44
07/21/2023	Paydown	43815GAC3	85,000.00	Honda Auto Receivables Trust 2021-4 A3 0.88% Due 1/21/2026	3,855.98	56.68	3,912.66
07/25/2023	Paydown	05601XAC3	85,000.00	BMW Vehicle Lease Trust 2022-1 A3 1.1% Due 3/25/2025	7,703.51	63.82	7,767.33

Cash Flow Report

As of September 30, 2022

Payment Date	Transaction Type	CUSIP	Quantity	Security Description	Principal Amount	Income	Total Amount
07/25/2023	Paydown	09690AAC7	50,000.00	BMW Vehicle Lease Trust 2021-2 A3 0.33% Due 12/26/2024	4,167.17	6.88	4,174.05
07/31/2023	Interest	912828Y87	300,000.00	US Treasury Note 1.75% Due 7/31/2024	0.00	2,625.00	2,625.00
07/31/2023	Interest	912828Z52	750,000.00	US Treasury Note 1.375% Due 1/31/2025	0.00	5,156.25	5,156.25
07/31/2023	Interest	912828V80	750,000.00	US Treasury Note 2.25% Due 1/31/2024	0.00	8,437.50	8,437.50
JUL 2023					**298,982.07**	**27,635.76**	**326,617.83**
08/06/2023	Interest	594918BX1	200,000.00	Microsoft Callable Note Cont 12/6/2023 2.875% Due 2/6/2024	0.00	2,875.00	2,875.00
08/06/2023	Interest	857477BR3	90,000.00	State Street Bank Callable Note Cont 2/6/2025 1.746% Due 2/6/2026	0.00	785.70	785.70
08/09/2023	Interest	69371RR40	80,000.00	Paccar Financial Corp Note 0.5% Due 8/9/2024	0.00	200.00	200.00
08/14/2023	Interest	3133ENPG9	415,000.00	FFCB Note 1.75% Due 2/14/2025	0.00	3,631.25	3,631.25
08/15/2023	Interest	912828B66	750,000.00	US Treasury Note 2.75% Due 2/15/2024	0.00	10,312.50	10,312.50
08/15/2023	Interest	91282CCT6	400,000.00	US Treasury Note 0.375% Due 8/15/2024	0.00	750.00	750.00
08/15/2023	Paydown	47787JAC2	130,000.00	John Deere Owner Trust 2022-A A3 2.32% Due 9/16/2026	0.00	251.33	251.33
08/15/2023	Paydown	47800AAC4	135,000.00	John Deere Owner Trust 2022-B A3 3.74% Due 2/16/2027	0.00	420.75	420.75
08/15/2023	Paydown	89238JAC9	65,000.00	Toyota Auto Receivables Trust 2021-D A3 0.71% Due 4/15/2026	2,941.45	33.24	2,974.69
08/15/2023	Paydown	58769KAD6	80,000.00	Mercedes-Benz Auto Lease Trust 2021-B A3 0.4% Due 11/15/2024	6,154.41	12.31	6,166.72
08/15/2023	Paydown	89232HAC9	70,604.06	Toyota Auto Receivable Own 2020-A A3 1.66% Due 5/15/2024	3,465.73	38.49	3,504.22
08/15/2023	Paydown	43815BAC4	165,000.00	Honda Auto Receivables Trust 2022-1 A3 1.88% Due 5/15/2026	0.00	258.50	258.50

Cash Flow Report

As of September 30, 2022

Payment Date	Transaction Type	CUSIP	Quantity	Security Description	Principal Amount	Income	Total Amount
08/15/2023	Paydown	89236XAC0	44,342.65	Toyota Auto Receivables 2020-D A3 0.35% Due 1/15/2025	1,605.93	8.16	1,614.09
08/15/2023	Paydown	02582JJT8	185,000.00	American Express Credit Trust 2022-2 A 3.39% Due 5/17/2027	0.00	522.63	522.63
08/15/2023	Paydown	47788UAC6	60,000.00	John Deere Owner Trust 2021-A A3 0.36% Due 9/15/2025	2,497.96	11.27	2,509.23
08/15/2023	Paydown	47789QAC4	70,000.00	John Deere Owner Trust 2021-B A3 0.52% Due 3/16/2026	3,041.25	26.38	3,067.63
08/15/2023	Paydown	65479JAD5	26,607.21	Nissan Auto Receivables Owner 2019-C A3 1.93% Due 7/15/2024	1,207.94	23.60	1,231.54
08/15/2023	Paydown	89238FAD5	115,000.00	Toyota Auto Receivables OT 2022-B A3 2.93% Due 9/15/2026	0.00	280.79	280.79
08/16/2023	Maturity	06406FAD5	200,000.00	Bank of NY Mellon Corp Callable Note Cont 6/16/2023 2.2% Due 8/16/2023	200,000.00	2,200.00	202,200.00
08/16/2023	Paydown	36265WAD5	90,000.00	GM Financial Securitized Auto 2022-3 A3 3.64% Due 4/16/2027	0.00	273.00	273.00
08/18/2023	Paydown	43813KAC6	56,053.94	Honda Auto Receivables Trust 2020-3 A3 0.37% Due 10/18/2024	4,008.17	4.95	4,013.12
08/18/2023	Paydown	43815PAC3	105,000.00	Honda Auto Receivables 2022-2 A3 3.73% Due 7/20/2026	0.00	326.38	326.38
08/20/2023	Paydown	92348AAA3	13,537.25	Verizon Owner Trust 2019-C A1A 1.94% Due 4/22/2024	677.56	11.07	688.63
08/20/2023	Paydown	92290BAA9	105,592.51	Verizon Owner Trust 2020-B A 0.47% Due 2/20/2025	3,635.40	27.15	3,662.55
08/21/2023	Paydown	43815GAC3	85,000.00	Honda Auto Receivables Trust 2021-4 A3 0.88% Due 1/21/2026	3,856.88	53.85	3,910.73
08/21/2023	Paydown	43813GAC5	69,734.18	Honda Auto Receivables Trust 2021-1 A3 0.27% Due 4/21/2025	3,875.52	6.98	3,882.50
08/24/2023	Maturity	3137EAEV7	300,000.00	FHLMC Note 0.25% Due 8/24/2023	300,000.00	375.00	300,375.00
08/25/2023	Paydown	05601XAC3	85,000.00	BMW Vehicle Lease Trust 2022-1 A3 1.1% Due 3/25/2025	7,711.42	56.75	7,768.17

Cash Flow Report

As of September 30, 2022

Payment Date	Transaction Type	CUSIP	Quantity	Security Description	Principal Amount	Income	Total Amount
08/25/2023	Paydown	09690AAC7	50,000.00	BMW Vehicle Lease Trust 2021-2 A3 0.33% Due 12/26/2024	4,168.18	5.73	4,173.91
08/31/2023	Interest	9128284Z0	750,000.00	US Treasury Note 2.75% Due 8/31/2025	0.00	10,312.50	10,312.50
AUG 2023					**548,847.80**	**34,095.26**	**582,943.06**
09/01/2023	Interest	46647PAH9	500,000.00	JP Morgan Chase & Co Callable Note 2X 3/1/2024 3.22% Due 3/1/2025	0.00	8,050.00	8,050.00
09/07/2023	Interest	24422EWB1	130,000.00	John Deere Capital Corp Note 2.125% Due 3/7/2025	0.00	1,381.25	1,381.25
09/08/2023	Interest	3130AT3H8	700,000.00	FHLB Note 3.375% Due 3/8/2024	0.00	11,812.50	11,812.50
09/08/2023	Maturity	3137EAEW5	300,000.00	FHLMC Note 0.25% Due 9/8/2023	300,000.00	375.00	300,375.00
09/09/2023	Interest	931142EW9	80,000.00	Wal-Mart Stores Note 3.9% Due 9/9/2025	0.00	1,560.00	1,560.00
09/09/2023	Interest	931142EX7	225,000.00	Wal-Mart Stores Callable Note Cont 09/09/2027 3.95% Due 9/9/2027	0.00	4,443.75	4,443.75
09/11/2023	Interest	89114QCB2	500,000.00	Toronto Dominion Bank Note 3.25% Due 3/11/2024	0.00	8,125.00	8,125.00
09/12/2023	Maturity	3135G0U43	350,000.00	FNMA Note 2.875% Due 9/12/2023	350,000.00	5,031.25	355,031.25
09/15/2023	Interest	437076CR1	110,000.00	Home Depot Callable Note Cont 8/15/2025 4% Due 9/15/2025	0.00	2,200.00	2,200.00
09/15/2023	Paydown	47789QAC4	70,000.00	John Deere Owner Trust 2021-B A3 0.52% Due 3/16/2026	3,041.53	25.06	3,066.59
09/15/2023	Paydown	65479JAD5	26,607.21	Nissan Auto Receivables Owner 2019-C A3 1.93% Due 7/15/2024	1,210.66	21.66	1,232.32
09/15/2023	Paydown	89238FAD5	115,000.00	Toyota Auto Receivables OT 2022-B A3 2.93% Due 9/15/2026	0.00	280.79	280.79
09/15/2023	Paydown	02582JJT8	185,000.00	American Express Credit Trust 2022-2 A 3.39% Due 5/17/2027	0.00	522.63	522.63
09/15/2023	Paydown	89232HAC9	70,604.06	Toyota Auto Receivable Own 2020-A A3 1.66% Due 5/15/2024	3,315.50	33.69	3,349.19

Cash Flow Report

As of September 30, 2022

Payment Date	Transaction Type	CUSIP	Quantity	Security Description	Principal Amount	Income	Total Amount
09/15/2023	Paydown	89236XAC0	44,342.65	Toyota Auto Receivables 2020-D A3 0.35% Due 1/15/2025	1,600.21	7.69	1,607.90
09/15/2023	Paydown	43815BAC4	165,000.00	Honda Auto Receivables Trust 2022-1 A3 1.88% Due 5/15/2026	0.00	258.50	258.50
09/15/2023	Paydown	47800AAC4	135,000.00	John Deere Owner Trust 2022-B A3 3.74% Due 2/16/2027	0.00	420.75	420.75
09/15/2023	Paydown	58769KAD6	80,000.00	Mercedes-Benz Auto Lease Trust 2021-B A3 0.4% Due 11/15/2024	6,154.97	10.26	6,165.23
09/15/2023	Paydown	89238JAC9	65,000.00	Toyota Auto Receivables Trust 2021-D A3 0.71% Due 4/15/2026	2,943.19	31.50	2,974.69
09/15/2023	Paydown	47787JAC2	130,000.00	John Deere Owner Trust 2022-A A3 2.32% Due 9/16/2026	0.00	251.33	251.33
09/15/2023	Paydown	47788UAC6	60,000.00	John Deere Owner Trust 2021-A A3 0.36% Due 9/15/2025	2,498.77	10.52	2,509.29
09/16/2023	Paydown	36265WAD5	90,000.00	GM Financial Securitized Auto 2022-3 A3 3.64% Due 4/16/2027	0.00	273.00	273.00
09/17/2023	Interest	931142ER0	40,000.00	Wal-Mart Stores Callable Note Cont 08/17/2026 1.05% Due 9/17/2026	0.00	210.00	210.00
09/18/2023	Interest	808513BN4	245,000.00	Charles Schwab Corp Callable Note Cont 2/18/2024 0.75% Due 3/18/2024	0.00	918.75	918.75
09/18/2023	Paydown	43813KAC6	56,053.94	Honda Auto Receivables Trust 2020-3 A3 0.37% Due 10/18/2024	4,009.41	3.71	4,013.12
09/18/2023	Paydown	43815PAC3	105,000.00	Honda Auto Receivables 2022-2 A3 3.73% Due 7/20/2026	0.00	326.38	326.38
09/19/2023	Interest	459058GQ0	225,000.00	Intl. Bank Recon & Development Note 2.5% Due 3/19/2024	0.00	2,812.50	2,812.50
09/20/2023	Paydown	92348AAA3	13,537.25	Verizon Owner Trust 2019-C A1A 1.94% Due 4/22/2024	679.09	9.97	689.06
09/20/2023	Paydown	92290BAA9	105,592.51	Verizon Owner Trust 2020-B A 0.47% Due 2/20/2025	3,636.82	25.73	3,662.55
09/21/2023	Paydown	43813GAC5	69,734.18	Honda Auto Receivables Trust 2021-1 A3 0.27% Due 4/21/2025	3,876.46	6.11	3,882.57
09/21/2023	Paydown	43815GAC3	85,000.00	Honda Auto Receivables Trust 2021-4 A3 0.88% Due 1/21/2026	3,857.78	51.02	3,908.80

Cash Flow Report

As of September 30, 2022

Payment Date	Transaction Type	CUSIP	Quantity	Security Description	Principal Amount	Income	Total Amount
09/23/2023	Interest	4581X0DZ8	260,000.00	Inter-American Dev Bank Note 0.5% Due 9/23/2024	0.00	650.00	650.00
09/25/2023	Paydown	09690AAC7	50,000.00	BMW Vehicle Lease Trust 2021-2 A3 0.33% Due 12/26/2024	4,169.18	4.59	4,173.77
09/25/2023	Paydown	05601XAC3	85,000.00	BMW Vehicle Lease Trust 2022-1 A3 1.1% Due 3/25/2025	7,719.32	49.68	7,769.00
09/30/2023	Interest	912828ZF0	350,000.00	US Treasury Note 0.5% Due 3/31/2025	0.00	875.00	875.00
09/30/2023	Interest	91282CEF4	750,000.00	US Treasury Note 2.5% Due 3/31/2027	0.00	9,375.00	9,375.00
09/30/2023	Interest	912828W71	750,000.00	US Treasury Note 2.125% Due 3/31/2024	0.00	7,968.75	7,968.75
09/30/2023	Interest	912828YG9	300,000.00	US Treasury Note 1.625% Due 9/30/2026	0.00	2,437.50	2,437.50
09/30/2023	Interest	9128286L9	750,000.00	US Treasury Note 2.25% Due 3/31/2026	0.00	8,437.50	8,437.50
09/30/2023	Maturity	912828T26	750,000.00	US Treasury Note 1.375% Due 9/30/2023	750,000.00	5,156.25	755,156.25
SEP 2023					**1,448,712.89**	**84,444.57**	**1,533,157.46**
TOTAL					**9,687,570.52**	**613,718.05**	**10,301,288.57**

Important Disclosures

Chandler Asset Management, Inc. (“Chandler”) is an SEC registered investment adviser. For additional information about our firm, please see our current disclosures (Form ADV). To obtain a copy of our current disclosures, you may contact your client service representative by calling the number on the front of this statement or you may visit our website at www.chandlerasset.com.

Information contained in this monthly statement is confidential and is provided for informational purposes only and should not be construed as specific investment or legal advice. The information contained herein was obtained from sources believed to be reliable as of the date of this statement, but may become outdated or superseded at any time without notice.

Custody: Your qualified custodian bank maintains control of all assets reflected in this statement and we urge you to compare this statement to the one you receive from your qualified custodian. Chandler does not have any authority to withdraw or deposit funds from/to the custodian account.

Valuation: Prices are provided by IDC, an independent pricing source. In the event IDC does not provide a price or if the price provided is not reflective of fair market value, Chandler will obtain pricing from an alternative approved third party pricing source in accordance with our written valuation policy and procedures. Our valuation procedures are also disclosed in Item 5 of our Form ADV Part 2A.

Performance: Performance results are presented gross-of-advisory fees and represent the client’s Total Return. The deduction of advisory fees lowers performance results. These results include the reinvestment of dividends and other earnings. Past performance may not be indicative of future results. Therefore, clients should not assume that future performance of any specific investment or investment strategy will be profitable or equal to past performance levels. All investment strategies have the potential for profit or loss. Economic factors, market conditions or changes in investment strategies, contributions or withdrawals may materially alter the performance and results of your portfolio.

Source ice Data Indices, LLC ("ICE"), used with permission. ICE PERMITS USE OF THE ICE INDICES AND RELATED DATA ON AN "AS IS" BASIS; ICE, ITS AFFILIATES AND THEIR RESPECTIVE THIRD PARTY SUPPLIERS DISCLAIM ANY AND ALL WARRANTIES AND REPRESENTATIONS, EXPRESS AND/OR IMPLIED, INCLUDING ANY WARRANTIES OF MERCHANTABILITY OR FITNESS FOR A PARTICULAR PURPOSE OR USE, INCLUDING THE INDICES, INDEX DATA AND ANY DATA INCLUDED IN, RELATED TO, OR DERIVED THEREFROM. NEITHER ICE DATA, ITS AFFILIATES OR THEIR RESPECTIVE THIRD PARTY PROVIDERS GUARANTEE THE QUALITY, ADEQUACY, ACCURACY, TIMELINESS OR COMPLETENESS OF THE INDICES OR THE INDEX DATA OR ANY COMPONENT THEREOF, AND THE INDICES AND INDEX DATA AND ALL COMPONENTS THEREOF ARE PROVIDED ON AN "AS IS" BASIS AND LICENSEE'S USE IS AT LICENSEE'S OWN RISK. ICE DATA, ITS AFFILIATES AND THEIR RESPECTIVE THIRD PARTY DO NOT SPONSOR, ENDORSE, OR RECOMMEND CHANDLER, OR ANY OF ITS PRODUCTS OR SERVICES.

Index returns assume reinvestment of all distributions. Historical performance results for investment indexes generally do not reflect the deduction of transaction and/or custodial charges or the deduction of an investment management fee, the incurrence of which would have the effect of decreasing historical performance results. It is not possible to invest directly in an index.

Ratings: Ratings information have been provided by Moody’s, S&P and Fitch through data feeds we believe to be reliable as of the date of this statement, however we cannot guarantee its accuracy.

Security level ratings for U.S. Agency issued mortgage-backed securities (“MBS”) reflect the issuer rating because the securities themselves are not rated. The issuing U.S. Agency guarantees the full and timely payment of both principal and interest and carries a AA+/Aaa/AAA by S&P, Moody’s and Fitch respectively.

CITY of GARDENA

Report No. P-2022-19

TO: THE HONORABLE MAYOR AND CITY COUNCIL

SUBJECT: PERSONNEL REPORT

1. Report the count of confirmed COVID-19 employee cases.
   Total Count: Two-Hundred and Twelve (212)
   a. Administrative Services Department: Nine (9)
   b. City Clerk's Office: Four (4)
   c. Elected & City Manager's Offices: One (1)
   d. Community Development Department: Six (6)
   e. Transportation Department: Sixty-Five (65)
   f. Police Department: Forty-Nine (49)
   g. Public Works Department: Thirty-Six (36)
   h. Recreation & Human Services Department: Forty-Two (42)

2. Request City Council approval to revise the City's Classification and Compensation Plan to adjust the salary schedule of the Transit Administrative Officer and Transit Operations Officer classification from Schedule 134 ($10,282 – $13,123/month) to Schedule 138 ($11,349 - $14,485/month). The schedule adjustment is being made to maintain external salary parity. *Attachment 1*

3. Report the Probationary Appointment of the following individuals:

   a. ***SEAN UTEMATSU*** to the position of Help Desk Technician, Schedule 35 ($3,811 – 4,865/month), with the Administrative Services Department effective October 11, 2022.
   b. ***JOSMELYE CABRERA*** to the position of Help Desk Technician, Schedule 35 ($3,811 – 4,865/month), with the Administrative Services Department effective October 17, 2022.

4. Report the Resignation for Police Trainee ***ANTONIO REYES*** from the Police Department, effective October 7, 2022.

5. Report that Transit Training and Safety Supervisor, ***FRAZIER WATTS***, was placed on Paid Administrative Leave effective September 28, 2022.

6. Report the Recruitment for the Closed/Promotional position of Police Sergeant (Police Department). This recruitment is scheduled to close November 22, 2022.

7. Report the Recruitment for the Open/Competitive position of Transit Mechanic (Transportation Department). This recruitment is open until filled.

8. Report the Recruitment for the Open/Competitive position of Risk Management Analyst (Administrative Services Department). This recruitment is open until filled.

9. Report the Recruitment for the Open/Competitive position of Family Child Care Education Assistant II (Recreation and Human Services Department). This recruitment is open until filled.

10. Report the Recruitment for the Open/Competitive position of Administrative Analyst II (Various Departments). This recruitment is open until filled.

11. Report the Recruitment for the Open/Competitive position of Public Works Inspector (Public Works Department). This recruitment is open until filled.

12. Report the Recruitment for the Open/Competitive position of General Building Inspector (Community Development Department). This recruitment is open until filled.

13. Report the Recruitment for the Open/Competitive position of Public Information Officer (Elected and City Manager's Offices). This recruitment is open until filled.

CITY OF GARDENA
CLASSIFICATION AND COMPENSATION PLAN
AS OF OCTOBER 25, 2022

Salary Schedule Adjustment - Transit Administrative Officer and Transit Operations Officer from Schedule 134 to Schedule 138

6 Clerical Aide I
6 Police Aide

STEP	[redacted]	*4*	*5*	*6*
ANNUAL	[redacted]	29,952.00	31,452.00	33,024.00
MONTHLY	[redacted]	2,496.00	2,621.00	2,752.00
BI-WEEKLY	[redacted]	1,152.00	1,209.69	1,270.15
HOURLY	[redacted]	14.4000	15.1212	15.8769

7 Peer Advocate Counselor II
7 Storeroom Aide

STEP	[redacted]	*6*
ANNUAL	[redacted]	32,256.00
MONTHLY	[redacted]	2,688.00
BI-WEEKLY	[redacted]	1,240.62
HOURLY	[redacted]	15.5077

8 Community Aide I

STEP	[redacted]	*5*	*6*
ANNUAL	[redacted]	31,488.00	33,060.00
MONTHLY	[redacted]	2,624.00	2,755.00
BI-WEEKLY	[redacted]	1,211.08	1,271.54
HOURLY	[redacted]	15.1385	15.8942

13 Certified Nursing Assistant

STEP	[redacted]	*5*	*6*
ANNUAL	[redacted]	32,316.00	33,936.00
MONTHLY	[redacted]	2,693.00	2,828.00
BI-WEEKLY	[redacted]	1,242.92	1,305.23
HOURLY	[redacted]	15.5365	16.3154

14 Pool Cashier

STEP	[redacted]	*4*	*5*	*6*
ANNUAL	[redacted]	31,548.00	33,120.00	34,776.00
MONTHLY	[redacted]	2,629.00	2,760.00	2,898.00
BI-WEEKLY	[redacted]	1,213.38	1,273.85	1,337.54
HOURLY	[redacted]	15.1673	15.9231	16.7192

15

STEP	[redacted]	*4*	*5*	*6*
ANNUAL	[redacted]	32,328.00	33,948.00	35,640.00
MONTHLY	[redacted]	2,694.00	2,829.00	2,970.00
BI-WEEKLY	[redacted]	1,243.38	1,305.69	1,370.77
HOURLY	[redacted]	15.5423	16.3212	17.1346

16

STEP	[redacted]	*3*	*4*	*5*	*6*
ANNUAL		31,560.00	33,144.00	34,800.00	36,540.00
MONTHLY		2,630.00	2,762.00	2,900.00	3,045.00
BI-WEEKLY		1,213.85	1,274.77	1,338.46	1,405.38
HOURLY		15.1731	15.9346	16.7308	17.5673

17 Clerk Typist

STEP	[redacted]	*3*	*4*	*5*	*6*
ANNUAL		32,352.00	33,972.00	35,676.00	37,464.00
MONTHLY		2,696.00	2,831.00	2,973.00	3,122.00
BI-WEEKLY		1,244.31	1,306.62	1,372.15	1,440.92
HOURLY		15.5538	16.3327	17.1519	18.0115

18

STEP	[redacted]	*2*	*3*	*4*	*5*	*6*
ANNUAL		31,584.00	33,168.00	34,824.00	36,564.00	38,388.00
MONTHLY		2,632.00	2,764.00	2,902.00	3,047.00	3,199.00
BI-WEEKLY		1,214.77	1,275.69	1,339.38	1,406.31	1,476.46
HOURLY		15.1846	15.9462	16.7423	17.5788	18.4558

19 FCC Program Assistant I

STEP	[redacted]	*2*	*3*	*4*	*5*	*6*
ANNUAL	30,828.00	32,364.00	33,984.00	35,688.00	37,476.00	39,348.00
MONTHLY	2,569.00	2,697.00	2,832.00	2,974.00	3,123.00	3,279.00
BI-WEEKLY	1,185.69	1,244.77	1,307.08	1,372.62	1,441.38	1,513.38
HOURLY	14.8212	15.5596	16.3385	17.1577	18.0173	18.9173

20

STEP	*1*	*2*	*3*	*4*	*5*	*6*
ANNUAL	31,596.00	33,180.00	34,836.00	36,576.00	38,400.00	40,320.00
MONTHLY	2,633.00	2,765.00	2,903.00	3,048.00	3,200.00	3,360.00
BI-WEEKLY	1,215.23	1,276.15	1,339.85	1,406.77	1,476.92	1,550.77
HOURLY	15.1904	15.9519	16.7481	17.5846	18.4615	19.3846

21 Police Cadet

STEP	*1*	*2*	*3*	*4*	*5*	*6*
ANNUAL	32,388.00	34,008.00	35,712.00	37,500.00	39,372.00	41,340.00
MONTHLY	2,699.00	2,834.00	2,976.00	3,125.00	3,281.00	3,445.00
BI-WEEKLY	1,245.69	1,308.00	1,373.54	1,442.31	1,514.31	1,590.00
HOURLY	15.5712	16.3500	17.1692	18.0288	18.9288	19.8750

22 Geriatric Aide
22 Lifeguard/Instructor
22 Recreation Leader I

STEP	*1*	*2*	*3*	*4*	*5*	*6*
ANNUAL	33,192.00	34,848.00	36,588.00	38,412.00	40,332.00	42,348.00
MONTHLY	2,766.00	2,904.00	3,049.00	3,201.00	3,361.00	3,529.00
BI-WEEKLY	1,276.62	1,340.31	1,407.23	1,477.38	1,551.23	1,628.77
HOURLY	15.9577	16.7538	17.5904	18.4673	19.3904	20.3596

23 Community Aide II

STEP	*1*	*2*	*3*	*4*	*5*	*6*
ANNUAL	34,020.00	35,724.00	37,512.00	39,384.00	41,352.00	43,416.00
MONTHLY	2,835.00	2,977.00	3,126.00	3,282.00	3,446.00	3,618.00
BI-WEEKLY	1,308.46	1,374.00	1,442.77	1,514.77	1,590.46	1,669.85
HOURLY	16.3558	17.1750	18.0346	18.9346	19.8808	20.8731

24

STEP	*1*	*2*	*3*	*4*	*5*	*6*
ANNUAL	34,872.00	36,612.00	38,448.00	40,368.00	42,384.00	44,508.00
MONTHLY	2,906.00	3,051.00	3,204.00	3,364.00	3,532.00	3,709.00
BI-WEEKLY	1,341.23	1,408.15	1,478.77	1,552.62	1,630.15	1,711.85
HOURLY	16.7654	17.6019	18.4846	19.4077	20.3769	21.3981

25

STEP	*1*	*2*	*3*	*4*	*5*	*6*
ANNUAL	35,748.00	37,536.00	39,408.00	41,376.00	43,440.00	45,612.00
MONTHLY	2,979.00	3,128.00	3,284.00	3,448.00	3,620.00	3,801.00
BI-WEEKLY	1,374.92	1,443.69	1,515.69	1,591.38	1,670.77	1,754.31
HOURLY	17.1865	18.0462	18.9462	19.8923	20.8846	21.9288

26 Pool Supervisor

STEP	*1*	*2*	*3*	*4*	*5*	*6*
ANNUAL	36,636.00	38,472.00	40,392.00	42,408.00	44,532.00	46,764.00
MONTHLY	3,053.00	3,206.00	3,366.00	3,534.00	3,711.00	3,897.00
BI-WEEKLY	1,409.08	1,479.69	1,553.54	1,631.08	1,712.77	1,798.62
HOURLY	17.6135	18.4962	19.4192	20.3885	21.4096	22.4827

27

STEP	*1*	*2*	*3*	*4*	*5*	*6*
ANNUAL	37,548.00	39,420.00	41,388.00	43,452.00	45,624.00	47,904.00
MONTHLY	3,129.00	3,285.00	3,449.00	3,621.00	3,802.00	3,992.00
BI-WEEKLY	1,444.15	1,516.15	1,591.85	1,671.23	1,754.77	1,842.46
HOURLY	18.0519	18.9519	19.8981	20.8904	21.9346	23.0308

28 Meal Services Coordinator
28 Police Assistant
28 Recreation Leader II

STEP	*1*	*2*	*3*	*4*	*5*	*6*
ANNUAL	38,484.00	40,404.00	42,420.00	44,544.00	46,776.00	49,116.00
MONTHLY	3,207.00	3,367.00	3,535.00	3,712.00	3,898.00	4,093.00
BI-WEEKLY	1,480.15	1,554.00	1,631.54	1,713.23	1,799.08	1,889.08
HOURLY	18.5019	19.4250	20.3942	21.4154	22.4885	23.6135

29 Account Clerk
29 Customer Service Clerk I
29 Printing & Technology Intern
29 Recreation Therapist

STEP	*1*	*2*	*3*	*4*	*5*	*6*
ANNUAL	39,444.00	41,412.00	43,488.00	45,660.00	47,940.00	50,340.00
MONTHLY	3,287.00	3,451.00	3,624.00	3,805.00	3,995.00	4,195.00
BI-WEEKLY	1,517.08	1,592.77	1,672.62	1,756.15	1,843.85	1,936.15
HOURLY	18.9635	19.9096	20.9077	21.9519	23.0481	24.2019

30 Custodian I
30 FCC Education Assistant II
30 FCC Program Assistant II

	1	*2*	*3*	*4*	*5*	*6*
ANNUAL	40,428.00	42,444.00	44,568.00	46,800.00	49,140.00	51,600.00
MONTHLY	3,369.00	3,537.00	3,714.00	3,900.00	4,095.00	4,300.00
BI-WEEKLY	1,554.92	1,632.46	1,714.15	1,800.00	1,890.00	1,984.62
HOURLY	19.4365	20.4058	21.4269	22.5000	23.6250	24.8077

31 Paratransit Driver

STEP	*1*	*2*	*3*	*4*	*5*	*6*
ANNUAL	41,436.00	43,512.00	45,684.00	47,964.00	50,364.00	52,884.00
MONTHLY	3,453.00	3,626.00	3,807.00	3,997.00	4,197.00	4,407.00
BI-WEEKLY	1,593.69	1,673.54	1,757.08	1,844.77	1,937.08	2,034.00
HOURLY	19.9212	20.9192	21.9635	23.0596	24.2135	25.4250

32 Home Improvement Maintenance Helper
32 Right-of-Way Maintenance Worker

STEP	*1*	*2*	*3*	*4*	*5*	*6*
ANNUAL	42,468.00	44,592.00	46,824.00	49,164.00	51,624.00	54,204.00
MONTHLY	3,539.00	3,716.00	3,902.00	4,097.00	4,302.00	4,517.00
BI-WEEKLY	1,633.38	1,715.08	1,800.92	1,890.92	1,985.54	2,084.77
HOURLY	20.4173	21.4385	22.5115	23.6365	24.8192	26.0596

33 Customer Service Clerk II
33 Equipment Utility Worker I
33 Public Safety Officer
33 Relief Bus Operator Trainee

STEP	*1*	*2*	*3*	*4*	*5*	*6*
ANNUAL	43,524.00	45,696.00	47,976.00	50,376.00	52,896.00	55,536.00
MONTHLY	3,627.00	3,808.00	3,998.00	4,198.00	4,408.00	4,628.00
BI-WEEKLY	1,674.00	1,757.54	1,845.23	1,937.54	2,034.46	2,136.00
HOURLY	20.9250	21.9692	23.0654	24.2192	25.4308	26.7000

34 Custodian II
34 Graffiti Technician
34 Paratransit Dispatcher
34 Park Maintenance Worker I

STEP	*1*	*2*	*3*	*4*	*5*	*6*
ANNUAL	44,616.00	46,848.00	49,188.00	51,648.00	54,228.00	56,940.00
MONTHLY	3,718.00	3,904.00	4,099.00	4,304.00	4,519.00	4,745.00
BI-WEEKLY	1,716.00	1,801.85	1,891.85	1,986.46	2,085.69	2,190.00
HOURLY	21.4500	22.5231	23.6481	24.8308	26.0712	27.3750

35 Community Aide III
35 Help Desk Technician
35 Street Maintenance Worker

STEP	*1*	*2*	*3*	*4*	*5*	*6*
ANNUAL	45,732.00	48,024.00	50,424.00	52,944.00	55,596.00	58,380.00
MONTHLY	3,811.00	4,002.00	4,202.00	4,412.00	4,633.00	4,865.00
BI-WEEKLY	1,758.92	1,847.08	1,939.38	2,036.31	2,138.31	2,245.38
HOURLY	21.9865	23.0885	24.2423	25.4538	26.7288	28.0673

36 Intermediate Clerk Typist

STEP	*1*	*2*	*3*	*4*	*5*	*6*
ANNUAL	46,872.00	49,212.00	51,672.00	54,252.00	56,964.00	59,808.00
MONTHLY	3,906.00	4,101.00	4,306.00	4,521.00	4,747.00	4,984.00
BI-WEEKLY	1,802.77	1,892.77	1,987.38	2,086.62	2,190.92	2,300.31
HOURLY	22.5346	23.6596	24.8423	26.0827	27.3865	28.7538

37 Nutrition Services Coordinator
37 Relief Bus Operator

STEP	*1*	*2*	*3*	*4*	*5*	*6*
ANNUAL	48,048.00	50,448.00	52,968.00	55,620.00	58,404.00	61,320.00
MONTHLY	4,004.00	4,204.00	4,414.00	4,635.00	4,867.00	5,110.00
BI-WEEKLY	1,848.00	1,940.31	2,037.23	2,139.23	2,246.31	2,358.46
HOURLY	23.1000	24.2538	25.4654	26.7404	28.0788	29.4808

38 Activity Coordinator
38 Equipment Utility Worker II
38 Homeless Coordinator
38 Police Records Technician I
38 Police Service Technician
38 Purchasing Clerk
38 Senior Account Clerk
38 Senior Clerk Typist

STEP	*1*	*2*	*3*	*4*	*5*	*6*
ANNUAL	49,248.00	51,708.00	54,288.00	57,000.00	59,856.00	62,844.00
MONTHLY	4,104.00	4,309.00	4,524.00	4,750.00	4,988.00	5,237.00
BI-WEEKLY	1,894.15	1,988.77	2,088.00	2,192.31	2,302.15	2,417.08
HOURLY	23.6769	24.8596	26.1000	27.4038	28.7769	30.2135

39 Apprentice Mechanic
39 Home Improvement Lead Person
39 Park Maintenance Worker II
39 Records Management Coordinator

STEP	*1*	*2*	*3*	*4*	*5*	*6*
ANNUAL	50,484.00	53,004.00	55,656.00	58,440.00	61,368.00	64,440.00
MONTHLY	4,207.00	4,417.00	4,638.00	4,870.00	5,114.00	5,370.00
BI-WEEKLY	1,941.69	2,038.62	2,140.62	2,247.69	2,360.31	2,478.46
HOURLY	24.2712	25.4827	26.7577	28.0962	29.5038	30.9808

40 Engineering Aide
40 FCC Education Assistant III
40 FCC Program Assistant III
40 Public Works Coordinator
40 Sr. Transit Utility Specialist

STEP	*1*	*2*	*3*	*4*	*5*	*6*
ANNUAL	51,744.00	54,336.00	57,048.00	59,904.00	62,904.00	66,048.00
MONTHLY	4,312.00	4,528.00	4,754.00	4,992.00	5,242.00	5,504.00
BI-WEEKLY	1,990.15	2,089.85	2,194.15	2,304.00	2,419.38	2,540.31
HOURLY	24.8769	26.1231	27.4269	28.8000	30.2423	31.7538

41 Permit/Licensing Technician I

STEP	*1*	*2*	*3*	*4*	*5*	*6*
ANNUAL	53,040.00	55,692.00	58,476.00	61,404.00	64,476.00	67,704.00
MONTHLY	4,420.00	4,641.00	4,873.00	5,117.00	5,373.00	5,642.00
BI-WEEKLY	2,040.00	2,142.00	2,249.08	2,361.69	2,479.85	2,604.00
HOURLY	25.5000	26.7750	28.1135	29.5212	30.9981	32.5500

42 Community Center Coordinator
42 Community Services Officer
42 Human Services Coordinator
42 Police Records Technician II
42 Police Service Officer
42 Recreation Coordinator
42 Secretary
42 Tree Trimmer I

STEP	*1*	*2*	*3*	*4*	*5*	*6*
ANNUAL	54,372.00	57,096.00	59,952.00	62,952.00	66,096.00	69,396.00
MONTHLY	4,531.00	4,758.00	4,996.00	5,246.00	5,508.00	5,783.00
BI-WEEKLY	2,091.23	2,196.00	2,305.85	2,421.23	2,542.15	2,669.08
HOURLY	26.1404	27.4500	28.8231	30.2654	31.7769	33.3635

43 Administrative Aide
43 Building Maintenance Worker
43 Cement Finisher
43 Human Resources / Department Coordinator
43 Payroll / Personnel Technician
43 Senior Citizens Social Services Coordinator
43 Transit Maintenance Coordinator

STEP	*1*	*2*	*3*	*4*	*5*	*6*
ANNUAL	55,728.00	58,512.00	61,440.00	64,512.00	67,740.00	71,124.00
MONTHLY	4,644.00	4,876.00	5,120.00	5,376.00	5,645.00	5,927.00
BI-WEEKLY	2,143.38	2,250.46	2,363.08	2,481.23	2,605.38	2,735.54
HOURLY	26.7923	28.1308	29.5385	31.0154	32.5673	34.1942

44 Administrative Secretary
44 Building Aide
44 Building/Planning Technician
44 Permit/Licensing Technician II
44 Sewer Maintenance Worker
44 Tree Trimmer II

STEP	*1*	*2*	*3*	*4*	*5*	*6*
ANNUAL	57,120.00	59,976.00	62,976.00	66,120.00	69,432.00	72,900.00
MONTHLY	4,760.00	4,998.00	5,248.00	5,510.00	5,786.00	6,075.00
BI-WEEKLY	2,196.92	2,306.77	2,422.15	2,543.08	2,670.46	2,803.85
HOURLY	27.4615	28.8346	30.2769	31.7885	33.3808	35.0481

45 Street Sweeper Operator

STEP	*1*	*2*	*3*	*4*	*5*	*6*
ANNUAL	58,548.00	61,476.00	64,548.00	67,776.00	71,160.00	74,724.00
MONTHLY	4,879.00	5,123.00	5,379.00	5,648.00	5,930.00	6,227.00
BI-WEEKLY	2,251.85	2,364.46	2,482.62	2,606.77	2,736.92	2,874.00
HOURLY	28.1481	29.5558	31.0327	32.5846	34.2115	35.9250

46 Heavy Equipment Operator
46 Street Traffic Painter

STEP	*1*	*2*	*3*	*4*	*5*	*6*
ANNUAL	60,012.00	63,012.00	66,168.00	69,480.00	72,960.00	76,608.00
MONTHLY	5,001.00	5,251.00	5,514.00	5,790.00	6,080.00	6,384.00
BI-WEEKLY	2,308.15	2,423.54	2,544.92	2,672.31	2,806.15	2,946.46
HOURLY	28.8519	30.2942	31.8115	33.4038	35.0769	36.8308

47 Equipment Mechanic
47 Graphics Technician
47 Maintenance Painter
47 Senior Building Maintenance Worker
47 Transit Mechanic
47 Transit Parts/Storeroom Coordinator

STEP	*1*	*2*	*3*	*4*	*5*	*6*
ANNUAL	61,512.00	64,584.00	67,812.00	71,208.00	74,772.00	78,516.00
MONTHLY	5,126.00	5,382.00	5,651.00	5,934.00	6,231.00	6,543.00
BI-WEEKLY	2,365.85	2,484.00	2,608.15	2,738.77	2,875.85	3,019.85
HOURLY	29.5731	31.0500	32.6019	34.2346	35.9481	37.7481

48 Custodian-Lead
48 Financial Services Technician
48 Human Resources Technician
48 Junior Accountant
48 Payroll Specialist

STEP	*1*	*2*	*3*	*4*	*5*	*6*
ANNUAL	63,048.00	66,204.00	69,516.00	72,996.00	76,644.00	80,472.00
MONTHLY	5,254.00	5,517.00	5,793.00	6,083.00	6,387.00	6,706.00
BI-WEEKLY	2,424.92	2,546.31	2,673.69	2,807.54	2,947.85	3,095.08
HOURLY	30.3115	31.8288	33.4212	35.0942	36.8481	38.6885

49 Administrative Analyst I
49 Community Services Counselor
49 Program Coordinator
49 Recreation Supervisor

STEP	*1*	*2*	*3*	*4*	*5*	*6*
ANNUAL	64,620.00	67,848.00	71,244.00	74,808.00	78,552.00	82,476.00
MONTHLY	5,385.00	5,654.00	5,937.00	6,234.00	6,546.00	6,873.00
BI-WEEKLY	2,485.38	2,609.54	2,740.15	2,877.23	3,021.23	3,172.15
HOURLY	31.0673	32.6192	34.2519	35.9654	37.7654	39.6519

50 Case Management Supervisor/Instructor
50 Transit Dispatcher/Operations Assistant

STEP	*1*	*2*	*3*	*4*	*5*	*6*
ANNUAL	66,240.00	69,552.00	73,032.00	76,680.00	80,520.00	84,552.00
MONTHLY	5,520.00	5,796.00	6,086.00	6,390.00	6,710.00	7,046.00
BI-WEEKLY	2,547.69	2,675.08	2,808.92	2,949.23	3,096.92	3,252.00
HOURLY	31.8462	33.4385	35.1115	36.8654	38.7115	40.6500

51 Electrical/Signal Technician I
51 Emergency Preparedness Coordinator
51 Engineering Technician
51 Executive Assistant to Chief of Police
51 General Building Inspector
51 Information Technology Coordinator
51 Lead Equipment Mechanic
51 Planning Assistant

STEP	*1*	*2*	*3*	*4*	*5*	*6*
ANNUAL	67,896.00	71,292.00	74,856.00	78,600.00	82,536.00	86,664.00
MONTHLY	5,658.00	5,941.00	6,238.00	6,550.00	6,878.00	7,222.00
BI-WEEKLY	2,611.38	2,742.00	2,879.08	3,023.08	3,174.46	3,333.23
HOURLY	32.6423	34.2750	35.9885	37.7885	39.6808	41.6654

52

STEP	*1*	*2*	*3*	*4*	*5*	*6*
ANNUAL	69,588.00	73,068.00	76,716.00	80,556.00	84,588.00	88,812.00
MONTHLY	5,799.00	6,089.00	6,393.00	6,713.00	7,049.00	7,401.00
BI-WEEKLY	2,676.46	2,810.31	2,950.62	3,098.31	3,253.38	3,415.85
HOURLY	33.4558	35.1288	36.8827	38.7288	40.6673	42.6981

53 Code Enforcement Officer
53 FCC Education Coordinator
53 Park Maintenance Lead
53 Public Works Inspector
53 Public Works Lead
53 Transit Operations Training Coordinator

STEP	*1*	*2*	*3*	*4*	*5*	*6*
ANNUAL	71,328.00	74,892.00	78,636.00	82,572.00	86,700.00	91,032.00
MONTHLY	5,944.00	6,241.00	6,553.00	6,881.00	7,225.00	7,586.00
BI-WEEKLY	2,743.38	2,880.46	3,024.46	3,175.85	3,334.62	3,501.23
HOURLY	34.2923	36.0058	37.8058	39.6981	41.6827	43.7654

54 Administrative Analyst II
54 Building Maintenance Lead
54 Forensic Technician
54 Transit Marketing Coordinator

STEP	*1*	*2*	*3*	*4*	*5*	*6*
ANNUAL	73,116.00	76,776.00	80,616.00	84,648.00	88,884.00	93,324.00
MONTHLY	6,093.00	6,398.00	6,718.00	7,054.00	7,407.00	7,777.00
BI-WEEKLY	2,812.15	2,952.92	3,100.62	3,255.69	3,418.62	3,589.38
HOURLY	35.1519	36.9115	38.7577	40.6962	42.7327	44.8673

55 Electrical/Signal Technician II

STEP	*1*	*2*	*3*	*4*	*5*	*6*
ANNUAL	74,940.00	78,684.00	82,620.00	86,748.00	91,080.00	95,640.00
MONTHLY	6,245.00	6,557.00	6,885.00	7,229.00	7,590.00	7,970.00
BI-WEEKLY	2,882.31	3,026.31	3,177.69	3,336.46	3,503.08	3,678.46
HOURLY	36.0288	37.8288	39.7212	41.7058	43.7885	45.9808

56 Administrative Coordinator
56 Assistant Engineer
56 FCC Program Coordinator

STEP	*1*	*2*	*3*	*4*	*5*	*6*
ANNUAL	76,812.00	80,652.00	84,684.00	88,920.00	93,372.00	98,040.00
MONTHLY	6,401.00	6,721.00	7,057.00	7,410.00	7,781.00	8,170.00
BI-WEEKLY	2,954.31	3,102.00	3,257.08	3,420.00	3,591.23	3,770.77
HOURLY	36.9288	38.7750	40.7135	42.7500	44.8904	47.1346

57 Senior Accountant

STEP	*1*	*2*	*3*	*4*	*5*	*6*
ANNUAL	78,732.00	82,668.00	86,796.00	91,140.00	95,700.00	100,488.00
MONTHLY	6,561.00	6,889.00	7,233.00	7,595.00	7,975.00	8,374.00
BI-WEEKLY	3,028.15	3,179.54	3,338.31	3,505.38	3,680.77	3,864.92
HOURLY	37.8519	39.7442	41.7288	43.8173	46.0096	48.3115

58

STEP	*1*	*2*	*3*	*4*	*5*	*6*
ANNUAL	80,700.00	84,732.00	88,968.00	93,420.00	98,088.00	102,996.00
MONTHLY	6,725.00	7,061.00	7,414.00	7,785.00	8,174.00	8,583.00
BI-WEEKLY	3,103.85	3,258.92	3,421.85	3,593.08	3,772.62	3,961.38
HOURLY	38.7981	40.7365	42.7731	44.9135	47.1577	49.5173

59 Administrative Support Services Supervisor

STEP	*1*	*2*	*3*	*4*	*5*	*6*
ANNUAL	82,716.00	86,856.00	91,200.00	95,760.00	100,548.00	105,576.00
MONTHLY	6,893.00	7,238.00	7,600.00	7,980.00	8,379.00	8,798.00
BI-WEEKLY	3,181.38	3,340.62	3,507.69	3,683.08	3,867.23	4,060.62
HOURLY	39.7673	41.7577	43.8462	46.0385	48.3404	50.7577

60

STEP	*1*	*2*	*3*	*4*	*5*	*6*
ANNUAL	84,780.00	89,016.00	93,468.00	98,136.00	103,044.00	108,192.00
MONTHLY	7,065.00	7,418.00	7,789.00	8,178.00	8,587.00	9,016.00
BI-WEEKLY	3,260.77	3,423.69	3,594.92	3,774.46	3,963.23	4,161.23
HOURLY	40.7596	42.7962	44.9365	47.1808	49.5404	52.0154

61 Administrative Analyst III
61 Associate Engineer
61 Information Technology Systems Analyst - Transit
61 Transit Planning and Scheduling Analyst

STEP	*1*	*2*	*3*	*4*	*5*	*6*
ANNUAL	86,904.00	91,248.00	95,808.00	100,596.00	105,624.00	110,904.00
MONTHLY	7,242.00	7,604.00	7,984.00	8,383.00	8,802.00	9,242.00
BI-WEEKLY	3,342.46	3,509.54	3,684.92	3,869.08	4,062.46	4,265.54
HOURLY	41.7808	43.8692	46.0615	48.3635	50.7808	53.3192

62 Information Technology Supervisor

STEP	*1*	*2*	*3*	*4*	*5*	*6*
ANNUAL	89,076.00	93,528.00	98,208.00	103,116.00	108,276.00	113,688.00
MONTHLY	7,423.00	7,794.00	8,184.00	8,593.00	9,023.00	9,474.00
BI-WEEKLY	3,426.00	3,597.23	3,777.23	3,966.00	4,164.46	4,372.62
HOURLY	42.8250	44.9654	47.2154	49.5750	52.0558	54.6577

63

STEP	*1*	*2*	*3*	*4*	*5*	*6*
ANNUAL	91,308.00	95,868.00	100,656.00	105,684.00	110,964.00	116,508.00
MONTHLY	7,609.00	7,989.00	8,388.00	8,807.00	9,247.00	9,709.00
BI-WEEKLY	3,511.85	3,687.23	3,871.38	4,064.77	4,267.85	4,481.08
HOURLY	43.8981	46.0904	48.3923	50.8096	53.3481	56.0135

64

STEP	*1*	*2*	*3*	*4*	*5*	*6*
ANNUAL	93,588.00	98,268.00	103,176.00	108,336.00	113,748.00	119,436.00
MONTHLY	7,799.00	8,189.00	8,598.00	9,028.00	9,479.00	9,953.00
BI-WEEKLY	3,599.54	3,779.54	3,968.31	4,166.77	4,374.92	4,593.69
HOURLY	44.9942	47.2442	49.6038	52.0846	54.6865	57.4212

65

STEP	*1*	*2*	*3*	*4*	*5*	*6*
ANNUAL	95,928.00	100,728.00	105,768.00	111,060.00	116,616.00	122,448.00
MONTHLY	7,994.00	8,394.00	8,814.00	9,255.00	9,718.00	10,204.00
BI-WEEKLY	3,689.54	3,874.15	4,068.00	4,271.54	4,485.23	4,709.54
HOURLY	46.1192	48.4269	50.8500	53.3942	56.0654	58.8692

66 Civil Engineer

STEP	*1*	*2*	*3*	*4*	*5*	*6*
ANNUAL	98,328.00	103,248.00	108,408.00	113,832.00	119,520.00	125,496.00
MONTHLY	8,194.00	8,604.00	9,034.00	9,486.00	9,960.00	10,458.00
BI-WEEKLY	3,781.85	3,971.08	4,169.54	4,378.15	4,596.92	4,826.77
HOURLY	47.2731	49.6385	52.1192	54.7269	57.4615	60.3346

67

STEP	*1*	*2*	*3*	*4*	*5*	*6*
ANNUAL	100,788.00	105,828.00	111,120.00	116,676.00	122,508.00	128,628.00
MONTHLY	8,399.00	8,819.00	9,260.00	9,723.00	10,209.00	10,719.00
BI-WEEKLY	3,876.46	4,070.31	4,273.85	4,487.54	4,711.85	4,947.23
HOURLY	48.4558	50.8788	53.4231	56.0942	58.8981	61.8404

90 Bus Operator

STEP	*1*	*2*	*3*	*4*	*5*	*6*
ANNUAL	54,948.00	57,696.00	60,576.00	63,600.00	66,780.00	70,116.00
MONTHLY	4,579.00	4,808.00	5,048.00	5,300.00	5,565.00	5,843.00
BI-WEEKLY	2,113.38	2219.08	2329.85	2,446.15	2,568.46	2,696.77
HOURLY	26.4173	27.7385	29.1231	30.5769	32.1058	33.7096
Specialty - 5%	228.95	240.40	252.40	265.00	278.25	292.15

104

STEP	*1*	*2*	*3*	*4*	*5*	*6*
ANNUAL	58,800.00	61,740.00	64,824.00	68,064.00	71,472.00	75,048.00
MONTHLY	4,900.00	5,145.00	5,402.00	5,672.00	5,956.00	6,254.00
BI-WEEKLY	2,261.54	2,374.62	2,493.23	2,617.85	2,748.92	2,886.46
HOURLY	28.2692	29.6827	31.1654	32.7231	34.3615	36.0808
Lgy Bonus 20	122.50	128.63	135.05	141.80	148.90	156.35
Lgy Bonus 25	245.00	257.25	270.10	283.60	297.80	312.70
Lgy Bonus 30	367.50	385.88	405.15	425.40	446.70	469.05

105

STEP	*1*	*2*	*3*	*4*	*5*	*6*
ANNUAL	60,276.00	63,288.00	66,456.00	69,780.00	73,272.00	76,932.00
MONTHLY	5,023.00	5,274.00	5,538.00	5,815.00	6,106.00	6,411.00
BI-WEEKLY	2,318.31	2434.15	2556.00	2683.85	2818.15	2958.92
HOURLY	28.9788	30.4269	31.9500	33.5481	35.2269	36.9865
Lgy Bonus 20	125.58	131.85	138.45	145.38	152.65	160.28
Lgy Bonus 25	251.15	263.70	276.90	290.75	305.30	320.55
Lgy Bonus 30	376.73	395.55	415.35	436.13	457.95	480.83

106

STEP	*1*	*2*	*3*	*4*	*5*	*6*
ANNUAL	61,788.00	64,872.00	68,112.00	71,520.00	75,096.00	78,852.00
MONTHLY	5,149.00	5,406.00	5,676.00	5,960.00	6,258.00	6,571.00
BI-WEEKLY	2,376.46	2,495.08	2,619.69	2,750.77	2,888.31	3,032.77
HOURLY	29.7058	31.1885	32.7462	34.3846	36.1038	37.9096
Lgy Bonus 20	128.73	135.15	141.90	149.00	156.45	164.28
Lgy Bonus 25	257.45	270.30	283.80	298.00	312.90	328.55
Lgy Bonus 30	386.18	405.45	425.70	447.00	469.35	492.83

107

STEP	*1*	*2*	*3*	*4*	*5*	*6*
ANNUAL	63,336.00	66,504.00	69,828.00	73,320.00	76,992.00	80,844.00
MONTHLY	5,278.00	5,542.00	5,819.00	6,110.00	6,416.00	6,737.00
BI-WEEKLY	2,436.00	2,557.85	2,685.69	2,820.00	2,961.23	3,109.38
HOURLY	30.4500	31.9731	33.5712	35.2500	37.0154	38.8673
Lgy Bonus 20	131.95	138.55	145.48	152.75	160.40	168.43
Lgy Bonus 25	263.90	277.10	290.95	305.50	320.80	336.85
Lgy Bonus 30	395.85	415.65	436.43	458.25	481.20	505.28

108 Economic Development Analyst

STEP	*1*	*2*	*3*	*4*	*5*	*6*
ANNUAL	64,920.00	68,172.00	71,580.00	75,156.00	78,912.00	82,860.00
MONTHLY	5,410.00	5,681.00	5,965.00	6,263.00	6,576.00	6,905.00
BI-WEEKLY	2,496.92	2,622.00	2,753.08	2,890.62	3,035.08	3,186.92
HOURLY	31.2115	32.7750	34.4135	36.1327	37.9385	39.8365
Lgy Bonus 20	135.25	142.03	149.13	156.58	164.40	172.63
Lgy Bonus 25	270.50	284.05	298.25	313.15	328.80	345.25
Lgy Bonus 30	405.75	426.08	447.38	469.73	493.20	517.88

109

STEP	*1*	*2*	*3*	*4*	*5*	*6*
ANNUAL	66,540.00	69,864.00	73,356.00	77,028.00	80,880.00	84,924.00
MONTHLY	5,545.00	5,822.00	6,113.00	6,419.00	6,740.00	7,077.00
BI-WEEKLY	2,559.23	2,687.08	2,821.38	2,962.62	3,110.77	3,266.31
HOURLY	31.9904	33.5885	35.2673	37.0327	38.8846	40.8288
Lgy Bonus 20	138.63	145.55	152.83	160.48	168.50	176.93
Lgy Bonus 25	277.25	291.10	305.65	320.95	337.00	353.85
Lgy Bonus 30	415.88	436.65	458.48	481.43	505.50	530.78

110

STEP	*1*	*2*	*3*	*4*	*5*	*6*
ANNUAL	68,208.00	71,616.00	75,192.00	78,948.00	82,896.00	87,036.00
MONTHLY	5,684.00	5,968.00	6,266.00	6,579.00	6,908.00	7,253.00
BI-WEEKLY	2,623.38	2,754.46	2,892.00	3,036.46	3,188.31	3,347.54
HOURLY	32.7923	34.4308	36.1500	37.9558	39.8538	41.8442
Lgy Bonus 20	142.10	149.20	156.65	164.48	172.70	181.33
Lgy Bonus 25	284.20	298.40	313.30	328.95	345.40	362.65
Lgy Bonus 30	426.30	447.60	469.95	493.43	518.10	543.98

111

STEP	*1*	*2*	*3*	*4*	*5*	*6*
ANNUAL	69,912.00	73,404.00	77,076.00	80,928.00	84,972.00	89,220.00
MONTHLY	5,826.00	6,117.00	6,423.00	6,744.00	7,081.00	7,435.00
BI-WEEKLY	2,688.92	2,823.23	2,964.46	3,112.62	3,268.15	3,431.54
HOURLY	33.6115	35.2904	37.0558	38.9077	40.8519	42.8942
Lgy Bonus 20	145.65	152.93	160.58	168.60	177.03	185.88
Lgy Bonus 25	291.30	305.85	321.15	337.20	354.05	371.75
Lgy Bonus 30	436.95	458.78	481.73	505.80	531.08	557.63

112

STEP	*1*	*2*	*3*	*4*	*5*	*6*
ANNUAL	71,664.00	75,252.00	79,020.00	82,968.00	87,120.00	91,476.00
MONTHLY	5,972.00	6,271.00	6,585.00	6,914.00	7,260.00	7,623.00
BI-WEEKLY	2,756.31	2,894.31	3,039.23	3,191.08	3,350.77	3,518.31
HOURLY	34.4538	36.1788	37.9904	39.8885	41.8846	43.9788
Lgy Bonus 20	149.30	156.78	164.63	172.85	181.50	190.58
Lgy Bonus 25	298.60	313.55	329.25	345.70	363.00	381.15
Lgy Bonus 30	447.90	470.33	493.88	518.55	544.50	571.73

113

STEP	*1*	*2*	*3*	*4*	*5*	*6*
ANNUAL	73,452.00	77,124.00	80,976.00	85,020.00	89,268.00	93,732.00
MONTHLY	6,121.00	6,427.00	6,748.00	7,085.00	7,439.00	7,811.00
BI-WEEKLY	2,825.08	2,966.31	3,114.46	3,270.00	3,433.38	3,605.08
HOURLY	35.3135	37.0788	38.9308	40.8750	42.9173	45.0635
Lgy Bonus 20	153.03	160.68	168.70	177.13	185.98	195.28
Lgy Bonus 25	306.05	321.35	337.40	354.25	371.95	390.55
Lgy Bonus 30	459.08	482.03	506.10	531.38	557.93	585.83

114

STEP	*1*	*2*	*3*	*4*	*5*	*6*
ANNUAL	75,288.00	79,056.00	83,004.00	87,156.00	91,512.00	96,084.00
MONTHLY	6,274.00	6,588.00	6,917.00	7,263.00	7,626.00	8,007.00
BI-WEEKLY	2,895.69	3,040.62	3,192.46	3,352.15	3,519.69	3,695.54
HOURLY	36.1962	38.0077	39.9058	41.9019	43.9962	46.1942
Lgy Bonus 20	156.85	164.70	172.93	181.58	190.65	200.18
Lgy Bonus 25	313.70	329.40	345.85	363.15	381.30	400.35
Lgy Bonus 30	470.55	494.10	518.78	544.73	571.95	600.53

115 Deputy City Clerk/Records Management Officer
115 Deputy City Treasurer
115 Human Resources Analyst
115 Risk Management Analyst

STEP	*1*	*2*	*3*	*4*	*5*	*6*
ANNUAL	77,172.00	81,036.00	85,092.00	89,352.00	93,816.00	98,508.00
MONTHLY	6,431.00	6,753.00	7,091.00	7,446.00	7,818.00	8,209.00
BI-WEEKLY	2,968.15	3,116.77	3,272.77	3,436.62	3,608.31	3,788.77
HOURLY	37.1019	38.9596	40.9096	42.9577	45.1038	47.3596
Lgy Bonus 20	160.78	168.83	177.28	186.15	195.45	205.23
Lgy Bonus 25	321.55	337.65	354.55	372.30	390.90	410.45
Lgy Bonus 30	482.33	506.48	531.83	558.45	586.35	615.68

116

STEP	*1*	*2*	*3*	*4*	*5*	*6*
ANNUAL	79,104.00	83,064.00	87,216.00	91,572.00	96,156.00	100,968.00
MONTHLY	6,592.00	6,922.00	7,268.00	7,631.00	8,013.00	8,414.00
BI-WEEKLY	3,042.46	3,194.77	3,354.46	3,522.00	3,698.31	3,883.38
HOURLY	38.0308	39.9346	41.9308	44.0250	46.2288	48.5423
Lgy Bonus 20	164.80	173.05	181.70	190.78	200.33	210.35
Lgy Bonus 25	329.60	346.10	363.40	381.55	400.65	420.70
Lgy Bonus 30	494.40	519.15	545.10	572.33	600.98	631.05

117 Transportation Operations Supervisor

STEP	*1*	*2*	*3*	*4*	*5*	*6*
ANNUAL	81,084.00	85,140.00	89,400.00	93,876.00	98,568.00	103,500.00
MONTHLY	6,757.00	7,095.00	7,450.00	7,823.00	8,214.00	8,625.00
BI-WEEKLY	3,118.62	3,274.62	3,438.46	3,610.62	3,791.08	3,980.77
HOURLY	38.9827	40.9327	42.9808	45.1327	47.3885	49.7596
Lgy Bonus 20	168.93	177.38	186.25	195.58	205.35	215.63
Lgy Bonus 25	337.85	354.75	372.50	391.15	410.70	431.25
Lgy Bonus 30	506.78	532.13	558.75	586.73	616.05	646.88

118 Administrative Management Analyst I

STEP	*1*	*2*	*3*	*4*	*5*	*6*
ANNUAL	83,112.00	87,264.00	91,632.00	96,216.00	101,028.00	106,080.00
MONTHLY	6,926.00	7,272.00	7,636.00	8,018.00	8,419.00	8,840.00
BI-WEEKLY	3,196.62	3,356.31	3,524.31	3,700.62	3,885.69	4,080.00
HOURLY	39.9577	41.9538	44.0538	46.2577	48.5712	51.0000
Lgy Bonus 20	173.15	181.80	190.90	200.45	210.48	221.00
Lgy Bonus 25	346.30	363.60	381.80	400.90	420.95	442.00
Lgy Bonus 30	519.45	545.40	572.70	601.35	631.43	663.00

119 Accountant/Cost Accountant
119 Facilities Maintenance Supervisor
119 Fleet Maintenance Supervisor
119 Recreation Services Manager
119 Transit Administrative Supervisor
119 Transit Training and Safety Supervisor

STEP	*1*	*2*	*3*	*4*	*5*	*6*
ANNUAL	85,188.00	89,448.00	93,924.00	98,616.00	103,548.00	108,720.00
MONTHLY	7,099.00	7,454.00	7,827.00	8,218.00	8,629.00	9,060.00
BI-WEEKLY	3,276.46	3,440.31	3,612.46	3,792.92	3,982.62	4,181.54
HOURLY	40.9558	43.0038	45.1558	47.4115	49.7827	52.2692
Lgy Bonus 20	177.48	186.35	195.68	205.45	215.73	226.50
Lgy Bonus 25	354.95	372.70	391.35	410.90	431.45	453.00
Lgy Bonus 30	532.43	559.05	587.03	616.35	647.18	679.50

120 Administrative Management Analyst II
120 Executive Office Assistant

STEP	*1*	*2*	*3*	*4*	*5*	*6*
ANNUAL	87,312.00	91,680.00	96,264.00	101,076.00	106,128.00	111,432.00
MONTHLY	7,276.00	7,640.00	8,022.00	8,423.00	8,844.00	9,286.00
BI-WEEKLY	3,358.15	3,526.15	3,702.46	3,887.54	4,081.85	4,285.85
HOURLY	41.9769	44.0769	46.2808	48.5942	51.0231	53.5731
Lgy Bonus 20	181.90	191.00	200.55	210.58	221.10	232.15
Lgy Bonus 25	363.80	382.00	401.10	421.15	442.20	464.30
Lgy Bonus 30	545.70	573.00	601.65	631.73	663.30	696.45

121

STEP	*1*	*2*	*3*	*4*	*5*	*6*
ANNUAL	89,496.00	93,972.00	98,676.00	103,608.00	108,792.00	114,228.00
MONTHLY	7,458.00	7,831.00	8,223.00	8,634.00	9,066.00	9,519.00
BI-WEEKLY	3,442.15	3,614.31	3,795.23	3,984.92	4,184.31	4,393.38
HOURLY	43.0269	45.1788	47.4404	49.8115	52.3038	54.9173
Lgy Bonus 20	186.45	195.78	205.58	215.85	226.65	237.98
Lgy Bonus 25	372.90	391.55	411.15	431.70	453.30	475.95
Lgy Bonus 30	559.35	587.33	616.73	647.55	679.95	713.93

122 Senior Human Resources Analyst
122 Senior Planner

STEP	*1*	*2*	*3*	*4*	*5*	*6*
ANNUAL	91,728.00	96,312.00	101,124.00	106,176.00	111,480.00	117,060.00
MONTHLY	7,644.00	8,026.00	8,427.00	8,848.00	9,290.00	9,755.00
BI-WEEKLY	3,528.00	3,704.31	3,889.38	4,083.69	4,287.69	4,502.31
HOURLY	44.1000	46.3038	48.6173	51.0462	53.5962	56.2788
Lgy Bonus 20	191.10	200.65	210.68	221.20	232.25	243.88
Lgy Bonus 25	382.20	401.30	421.35	442.40	464.50	487.75
Lgy Bonus 30	573.30	601.95	632.03	663.60	696.75	731.63

123

STEP	*1*	*2*	*3*	*4*	*5*	*6*
ANNUAL	94,020.00	98,724.00	103,656.00	108,840.00	114,288.00	120,000.00
MONTHLY	7,835.00	8,227.00	8,638.00	9,070.00	9,524.00	10,000.00
BI-WEEKLY	3,616.15	3,797.08	3,986.77	4,186.15	4,395.69	4,615.38
HOURLY	45.2019	47.4635	49.8346	52.3269	54.9462	57.6923
Lgy Bonus 20	195.88	205.68	215.95	226.75	238.10	250.00
Lgy Bonus 25	391.75	411.35	431.90	453.50	476.20	500.00
Lgy Bonus 30	587.63	617.03	647.85	680.25	714.30	750.00

124 Senior Administrative Analyst

STEP	*1*	*2*	*3*	*4*	*5*	*6*
ANNUAL	96,372.00	101,196.00	106,260.00	111,576.00	117,156.00	123,012.00
MONTHLY	8,031.00	8,433.00	8,855.00	9,298.00	9,763.00	10,251.00
BI-WEEKLY	3,706.62	3,892.15	4,086.92	4,291.38	4,506.00	4,731.23
HOURLY	46.3327	48.6519	51.0865	53.6423	56.3250	59.1404
Lgy Bonus 20	200.78	210.83	221.38	232.45	244.08	256.28
Lgy Bonus 25	401.55	421.65	442.75	464.90	488.15	512.55
Lgy Bonus 30	602.33	632.48	664.13	697.35	732.23	768.83

125 Public Information Officer

STEP	*1*	*2*	*3*	*4*	*5*	*6*
ANNUAL	98,784.00	103,728.00	108,912.00	114,360.00	120,084.00	126,084.00
MONTHLY	8,232.00	8,644.00	9,076.00	9,530.00	10,007.00	10,507.00
BI-WEEKLY	3,799.38	3,989.54	4,188.92	4,398.46	4,618.62	4,849.38
HOURLY	47.4923	49.8692	52.3615	54.9808	57.7327	60.6173
Lgy Bonus 20	205.80	216.10	226.90	238.25	250.18	262.68
Lgy Bonus 25	411.60	432.20	453.80	476.50	500.35	525.35
Lgy Bonus 30	617.40	648.30	680.70	714.75	750.53	788.03

126 Administrative Services Manager
126 Community Development Manager
126 Economic Development Manager
126 Family Child Care Manager
126 Recreation & Human Services Superintendent
126 Transportation Administrative Manager

STEP	*1*	*2*	*3*	*4*	*5*	*6*
ANNUAL	101,256.00	106,320.00	111,636.00	117,216.00	123,072.00	129,228.00
MONTHLY	8,438.00	8,860.00	9,303.00	9,768.00	10,256.00	10,769.00
BI-WEEKLY	3,894.46	4,089.23	4,293.69	4,508.31	4,733.54	4,970.31
HOURLY	48.6808	51.1154	53.6712	56.3538	59.1692	62.1288
Lgy Bonus 20	210.95	221.50	232.58	244.20	256.40	269.23
Lgy Bonus 25	421.90	443.00	465.15	488.40	512.80	538.45
Lgy Bonus 30	632.85	664.50	697.73	732.60	769.20	807.68

127

STEP	*1*	*2*	*3*	*4*	*5*	*6*
ANNUAL	103,788.00	108,972.00	114,420.00	120,144.00	126,156.00	132,468.00
MONTHLY	8,649.00	9,081.00	9,535.00	10,012.00	10,513.00	11,039.00
BI-WEEKLY	3,991.85	4,191.23	4,400.77	4,620.92	4,852.15	5,094.92
HOURLY	49.8981	52.3904	55.0096	57.7615	60.6519	63.6865
Lgy Bonus 20	216.23	227.03	238.38	250.30	262.83	275.98
Lgy Bonus 25	432.45	454.05	476.75	500.60	525.65	551.95
Lgy Bonus 30	648.68	681.08	715.13	750.90	788.48	827.93

128 Equipment Maintenance Superintendent
128 Finance and Administrative Services Manager
128 Financial Services Manager
128 Transit Maintenance Manager

STEP	*1*	*2*	*3*	*4*	*5*	*6*
ANNUAL	106,380.00	111,696.00	117,276.00	123,144.00	129,300.00	135,768.00
MONTHLY	8,865.00	9,308.00	9,773.00	10,262.00	10,775.00	11,314.00
BI-WEEKLY	4,091.54	4,296.00	4,510.62	4,736.31	4,973.08	5,221.85
HOURLY	51.1442	53.7000	56.3827	59.2038	62.1635	65.2731
Lgy Bonus 20	221.63	232.70	244.33	256.55	269.38	282.85
Lgy Bonus 25	443.25	465.40	488.65	513.10	538.75	565.70
Lgy Bonus 30	664.88	698.10	732.98	769.65	808.13	848.55

129

STEP	*1*	*2*	*3*	*4*	*5*	*6*
ANNUAL	109,044.00	114,492.00	120,216.00	126,228.00	132,540.00	139,164.00
MONTHLY	9,087.00	9,541.00	10,018.00	10,519.00	11,045.00	11,597.00
BI-WEEKLY	4,194.00	4,403.54	4,623.69	4,854.92	5,097.69	5,352.46
HOURLY	52.4250	55.0442	57.7962	60.6865	63.7212	66.9058
Lgy Bonus 20	227.18	238.53	250.45	262.98	276.13	289.93
Lgy Bonus 25	454.35	477.05	500.90	525.95	552.25	579.85
Lgy Bonus 30	681.53	715.58	751.35	788.93	828.38	869.78

130 Accounting/Finance Manager
130 Information Technology Manager
130 Park Maintenance Superintendent
130 Recreation Program Administrator
130 Street Maintenance Superintendent

STEP	*1*	*2*	*3*	*4*	*5*	*6*
ANNUAL	111,768.00	117,360.00	123,228.00	129,384.00	135,852.00	142,644.00
MONTHLY	9,314.00	9,780.00	10,269.00	10,782.00	11,321.00	11,887.00
BI-WEEKLY	4,298.77	4,513.85	4,739.54	4,976.31	5,225.08	5,486.31
HOURLY	53.7346	56.4231	59.2442	62.2038	65.3135	68.5788
Lgy Bonus 20	232.85	244.50	256.73	269.55	283.03	297.18
Lgy Bonus 25	465.70	489.00	513.45	539.10	566.05	594.35
Lgy Bonus 30	698.55	733.50	770.18	808.65	849.08	891.53

131 Plan Check Engineer
131 Transit Operations Manager

STEP	*1*	*2*	*3*	*4*	*5*	*6*
ANNUAL	114,564.00	120,288.00	126,300.00	132,612.00	139,248.00	146,208.00
MONTHLY	9,547.00	10,024.00	10,525.00	11,051.00	11,604.00	12,184.00
BI-WEEKLY	4,406.31	4,626.46	4,857.69	5,100.46	5,355.69	5,623.38
HOURLY	55.0788	57.8308	60.7212	63.7558	66.9462	70.2923
Lgy Bonus 20	238.68	250.60	263.13	276.28	290.10	304.60
Lgy Bonus 25	477.35	501.20	526.25	552.55	580.20	609.20
Lgy Bonus 30	716.03	751.80	789.38	828.83	870.30	913.80

132 FCC Therapist/Trainer II

STEP	*1*	*2*	*3*	*4*	*5*	*6*
ANNUAL	117,432.00	123,300.00	129,468.00	135,936.00	142,728.00	149,868.00
MONTHLY	9,786.00	10,275.00	10,789.00	11,328.00	11,894.00	12,489.00
BI-WEEKLY	4,516.62	4,742.31	4,979.54	5,228.31	5,489.54	5,764.15
HOURLY	56.4577	59.2788	62.2442	65.3538	68.6192	72.0519
Lgy Bonus 20	244.65	256.88	269.73	283.20	297.35	312.23
Lgy Bonus 25	489.30	513.75	539.45	566.40	594.70	624.45
Lgy Bonus 30	733.95	770.63	809.18	849.60	892.05	936.68

133 Human Resources Manager
133 Public Works Superintendent

STEP	*1*	*2*	*3*	*4*	*5*	*6*
ANNUAL	120,372.00	126,396.00	132,720.00	139,356.00	146,328.00	153,648.00
MONTHLY	10,031.00	10,533.00	11,060.00	11,613.00	12,194.00	12,804.00
BI-WEEKLY	4,629.69	4,861.38	5,104.62	5,359.85	5,628.00	5,909.54
HOURLY	57.8712	60.7673	63.8077	66.9981	70.3500	73.8692
Lgy Bonus 20	250.78	263.33	276.50	290.33	304.85	320.10
Lgy Bonus 25	501.55	526.65	553.00	580.65	609.70	640.20
Lgy Bonus 30	752.33	789.98	829.50	870.98	914.55	960.30

134 Assistant to the City Manager

STEP	*1*	*2*	*3*	*4*	*5*	*6*
ANNUAL	123,384.00	129,552.00	136,032.00	142,836.00	149,976.00	157,476.00
MONTHLY	10,282.00	10,796.00	11,336.00	11,903.00	12,498.00	13,123.00
BI-WEEKLY	4,745.54	4,982.77	5,232.00	5,493.69	5,768.31	6,056.77
HOURLY	59.3192	62.2846	65.4000	68.6712	72.1038	75.7096
Lgy Bonus 20	257.05	269.90	283.40	297.58	312.45	328.08
Lgy Bonus 25	514.10	539.80	566.80	595.15	624.90	656.15
Lgy Bonus 30	771.15	809.70	850.20	892.73	937.35	984.23

135

STEP	*1*	*2*	*3*	*4*	*5*	*6*
ANNUAL	126,468.00	132,792.00	139,428.00	146,400.00	153,720.00	161,412.00
MONTHLY	10,539.00	11,066.00	11,619.00	12,200.00	12,810.00	13,451.00
BI-WEEKLY	4,864.15	5,107.38	5,362.62	5,630.77	5,912.31	6,208.15
HOURLY	60.8019	63.8423	67.0327	70.3846	73.9038	77.6019
Lgy Bonus 20	263.48	276.65	290.48	305.00	320.25	336.28
Lgy Bonus 25	526.95	553.30	580.95	610.00	640.50	672.55
Lgy Bonus 30	790.43	829.95	871.43	915.00	960.75	1008.83

136

STEP	*1*	*2*	*3*	*4*	*5*	*6*
ANNUAL	129,624.00	136,104.00	142,908.00	150,048.00	157,548.00	165,420.00
MONTHLY	10,802.00	11,342.00	11,909.00	12,504.00	13,129.00	13,785.00
BI-WEEKLY	4,985.54	5,234.77	5,496.46	5,771.08	6,059.54	6,362.31
HOURLY	62.3192	65.4346	68.7058	72.1385	75.7442	79.5288
Lgy Bonus 20	270.05	283.55	297.73	312.60	328.23	344.63
Lgy Bonus 25	540.10	567.10	595.45	625.20	656.45	689.25
Lgy Bonus 30	810.15	850.65	893.18	937.80	984.68	1033.88

137

STEP	*1*	*2*	*3*	*4*	*5*	*6*
ANNUAL	132,864.00	139,512.00	146,484.00	153,804.00	161,496.00	169,572.00
MONTHLY	11,072.00	11,626.00	12,207.00	12,817.00	13,458.00	14,131.00
BI-WEEKLY	5,110.15	5,365.85	5,634.00	5,915.54	6,211.38	6,522.00
HOURLY	63.8769	67.0731	70.4250	73.9442	77.6423	81.5250
Lgy Bonus 20	276.80	290.65	305.18	320.43	336.45	353.28
Lgy Bonus 25	553.60	581.30	610.35	640.85	672.90	706.55
Lgy Bonus 30	830.40	871.95	915.53	961.28	1009.35	1059.83

138 Chief Fiscal Officer
138 Principal Civil Engineer
138 Transit Administrative Officer
138 Transit Operations Officer

STEP	*1*	*2*	*3*	*4*	*5*	*6*
ANNUAL	136,188.00	142,992.00	150,144.00	157,656.00	165,540.00	173,820.00
MONTHLY	11,349.00	11,916.00	12,512.00	13,138.00	13,795.00	14,485.00
BI-WEEKLY	5,238.00	5,499.69	5,774.77	6,063.69	6,366.92	6,685.38
HOURLY	65.4750	68.7462	72.1846	75.7962	79.5865	83.5673
Lgy Bonus 20	283.73	297.90	312.80	328.45	344.88	362.13
Lgy Bonus 25	567.45	595.80	625.60	656.90	689.75	724.25
Lgy Bonus 30	851.18	893.70	938.40	985.35	1034.63	1086.38

139

STEP	*1*	*2*	*3*	*4*	*5*	*6*
ANNUAL	139,596.00	146,580.00	153,912.00	161,604.00	169,680.00	178,164.00
MONTHLY	11,633.00	12,215.00	12,826.00	13,467.00	14,140.00	14,847.00
BI-WEEKLY	5,369.08	5,637.69	5,919.69	6,215.54	6,526.15	6,852.46
HOURLY	67.1135	70.4712	73.9962	77.6942	81.5769	85.6558
Lgy Bonus 20	290.83	305.38	320.65	336.68	353.50	371.18
Lgy Bonus 25	581.65	610.75	641.30	673.35	707.00	742.35
Lgy Bonus 30	872.48	916.13	961.95	1010.03	1060.50	1113.53

140

STEP	*1*	*2*	*3*	*4*	*5*	*6*
ANNUAL	143,088.00	150,240.00	157,752.00	165,636.00	173,916.00	182,616.00
MONTHLY	11,924.00	12,520.00	13,146.00	13,803.00	14,493.00	15,218.00
BI-WEEKLY	5,503.38	5,778.46	6,067.38	6,370.62	6,689.08	7,023.69
HOURLY	68.7923	72.2308	75.8423	79.6327	83.6135	87.7962
Lgy Bonus 20	298.10	313.00	328.65	345.08	362.33	380.45
Lgy Bonus 25	596.20	626.00	657.30	690.15	724.65	760.90
Lgy Bonus 30	894.30	939.00	985.95	1035.23	1086.98	1141.35

141 Assistant Public Works Director/City Engineer

STEP	*1*	*2*	*3*	*4*	*5*	*6*
ANNUAL	146,664.00	153,996.00	161,700.00	169,788.00	178,272.00	187,188.00
MONTHLY	12,222.00	12,833.00	13,475.00	14,149.00	14,856.00	15,599.00
BI-WEEKLY	5,640.92	5,922.92	6,219.23	6,530.31	6,856.62	7,199.54
HOURLY	70.5115	74.0365	77.7404	81.6288	85.7077	89.9942
Lgy Bonus 20	305.55	320.83	336.88	353.73	371.40	389.98
Lgy Bonus 25	611.10	641.65	673.75	707.45	742.80	779.95
Lgy Bonus 30	916.65	962.48	1010.63	1061.18	1114.20	1169.93

142

STEP	*1*	*2*	*3*	*4*	*5*	*6*
ANNUAL	150,336.00	157,848.00	165,744.00	174,036.00	182,736.00	191,868.00
MONTHLY	12,528.00	13,154.00	13,812.00	14,503.00	15,228.00	15,989.00
BI-WEEKLY	5,782.15	6,071.08	6,374.77	6,693.69	7,028.31	7,379.54
HOURLY	72.2769	75.8885	79.6846	83.6712	87.8538	92.2442
Lgy Bonus 20	313.20	328.85	345.30	362.58	380.70	399.73
Lgy Bonus 25	626.40	657.70	690.60	725.15	761.40	799.45
Lgy Bonus 30	939.60	986.55	1035.90	1087.73	1142.10	1199.18

143

STEP	*1*	*2*	*3*	*4*	*5*	*6*
ANNUAL	154,092.00	161,796.00	169,884.00	178,380.00	187,296.00	196,656.00
MONTHLY	12,841.00	13,483.00	14,157.00	14,865.00	15,608.00	16,388.00
BI-WEEKLY	5,926.62	6,222.92	6,534.00	6,860.77	7,203.69	7,563.69
HOURLY	74.0827	77.7865	81.6750	85.7596	90.0462	94.5462
Lgy Bonus 20	321.03	337.08	353.93	371.63	390.20	409.70
Lgy Bonus 25	642.05	674.15	707.85	743.25	780.40	819.40
Lgy Bonus 30	963.08	1011.23	1061.78	1114.88	1170.60	1229.10

144

STEP	*1*	*2*	*3*	*4*	*5*	*6*
ANNUAL	157,944.00	165,840.00	174,132.00	182,844.00	191,988.00	201,588.00
MONTHLY	13,162.00	13,820.00	14,511.00	15,237.00	15,999.00	16,799.00
BI-WEEKLY	6,074.77	6,378.46	6,697.38	7,032.46	7,384.15	7,753.38
HOURLY	75.9346	79.7308	83.7173	87.9058	92.3019	96.9173
Lgy Bonus 20	329.05	345.50	362.78	380.93	399.98	419.98
Lgy Bonus 25	658.10	691.00	725.55	761.85	799.95	839.95
Lgy Bonus 30	987.15	1036.50	1088.33	1142.78	1199.93	1259.93

145

STEP	*1*	*2*	*3*	*4*	*5*	*6*
ANNUAL	161,892.00	169,992.00	178,488.00	187,416.00	196,788.00	206,628.00
MONTHLY	13,491.00	14,166.00	14,874.00	15,618.00	16,399.00	17,219.00
BI-WEEKLY	6,226.62	6,538.15	6,864.92	7,208.31	7,568.77	7,947.23
HOURLY	77.8327	81.7269	85.8115	90.1038	94.6096	99.3404
Lgy Bonus 20	337.28	354.15	371.85	390.45	409.98	430.48
Lgy Bonus 25	674.55	708.30	743.70	780.90	819.95	860.95
Lgy Bonus 30	1011.83	1062.45	1115.55	1171.35	1229.93	1291.43

146

STEP	*1*	*2*	*3*	*4*	*5*	*6*
ANNUAL	165,936.00	174,228.00	182,940.00	192,084.00	201,684.00	211,764.00
MONTHLY	13,828.00	14,519.00	15,245.00	16,007.00	16,807.00	17,647.00
BI-WEEKLY	6,382.15	6,701.08	7,036.15	7,387.85	7,757.08	8,144.77
HOURLY	79.7769	83.7635	87.9519	92.3481	96.9635	101.8096
Lgy Bonus 20	345.70	362.98	381.13	400.18	420.18	441.18
Lgy Bonus 25	691.40	725.95	762.25	800.35	840.35	882.35
Lgy Bonus 30	1037.10	1088.93	1143.38	1200.53	1260.53	1323.53

147

STEP	*1*	*2*	*3*	*4*	*5*	*6*
ANNUAL	170,088.00	178,596.00	187,524.00	196,896.00	206,736.00	217,068.00
MONTHLY	14,174.00	14,883.00	15,627.00	16,408.00	17,228.00	18,089.00
BI-WEEKLY	6,541.85	6,869.08	7,212.46	7,572.92	7,951.38	8,348.77
HOURLY	81.7731	85.8635	90.1558	94.6615	99.3923	104.3596
Lgy Bonus 20	354.35	372.08	390.68	410.20	430.70	452.23
Lgy Bonus 25	708.70	744.15	781.35	820.40	861.40	904.45
Lgy Bonus 30	1063.05	1116.23	1172.03	1230.60	1292.10	1356.68

148

STEP	*1*	*2*	*3*	*4*	*5*	*6*
ANNUAL	174,336.00	183,048.00	192,204.00	201,816.00	211,908.00	222,504.00
MONTHLY	14,528.00	15,254.00	16,017.00	16,818.00	17,659.00	18,542.00
BI-WEEKLY	6,705.23	7,040.31	7,392.46	7,762.15	8,150.31	8,557.85
HOURLY	83.8154	88.0038	92.4058	97.0269	101.8788	106.9731
Lgy Bonus 20	363.20	381.35	400.43	420.45	441.48	463.55
Lgy Bonus 25	726.40	762.70	800.85	840.90	882.95	927.10
Lgy Bonus 30	1089.60	1144.05	1201.28	1261.35	1324.43	1390.65

149

STEP	*1*	*2*	*3*	*4*	*5*	*6*
ANNUAL	178,692.00	187,632.00	197,016.00	206,868.00	217,212.00	228,072.00
MONTHLY	14,891.00	15,636.00	16,418.00	17,239.00	18,101.00	19,006.00
BI-WEEKLY	6,872.77	7,216.62	7,577.54	7,956.46	8,354.31	8,772.00
HOURLY	85.9096	90.2077	94.7192	99.4558	104.4288	109.6500
Lgy Bonus 20	372.28	390.90	410.45	430.98	452.53	475.15
Lgy Bonus 25	744.55	781.80	820.90	861.95	905.05	950.30
Lgy Bonus 30	1116.83	1172.70	1231.35	1292.93	1357.58	1425.45

150 Joint Powers Authority Accountant

STEP	*1*	*2*	*3*	*4*	*5*	*6*
ANNUAL	156,000.00					
MONTHLY	13,000.00					
BI-WEEKLY	6,000.00					
HOURLY	75.0000					

200 Police Trainee

STEP	*1*	*2*	*3*	*4*	*5*	*6*
ANNUAL	76,368.00	-	-	-	-	-
MONTHLY	6,364.00	-	-	-	-	-
BI-WEEKLY	2,937.23	-	-	-	-	-
HOURLY	36.7154	-	-	-	-	-

201 Police Officer

STEP	*1*	*2*	*3*	*4*	*5*	*6*
ANNUAL	89,844.00	94,332.00	99,060.00	104,004.00	109,212.00	114,672.00
MONTHLY	7,487.00	7,861.00	8,255.00	8,667.00	9,101.00	9,556.00
BI-WEEKLY	3,455.54	3,628.15	3,810.00	4,000.15	4,200.46	4,410.46
HOURLY	43.1942	45.3519	47.6250	50.0019	52.5058	55.1308
EDUCATIONAL INCENTIVE BONUS						
AA	1,303.96	1,303.96	1,303.96	1,303.96	1,303.96	1,303.96
BA	1,819.96	1,819.96	1,819.96	1,819.96	1,819.96	1,819.96
SPECIALIST	637.58	637.58	637.58	637.58	637.58	637.58
Lgy Bonus 7	365.00	365.00	365.00	365.00	365.00	365.00
Lgy Bonus 12	520.00	520.00	520.00	520.00	520.00	520.00
Lgy Bonus 20	894.35	913.05	932.75	953.35	975.05	997.80
Lgy Bonus 26	1,268.70	1,306.10	1,345.50	1,386.70	1,430.10	1,475.60

203 Police Sergeant

STEP	*1*	*2*	*3*	*4*	*5*	*6*
ANNUAL	114,828.00	120,564.00	126,588.00	132,924.00	139,572.00	146,556.00
MONTHLY	9,569.00	10,047.00	10,549.00	11,077.00	11,631.00	12,213.00
BI-WEEKLY	4,416.46	4,637.08	4,868.77	5,112.46	5,368.15	5,636.77
HOURLY	55.2058	57.9635	60.8596	63.9058	67.1019	70.4596
EDUCATIONAL INCENTIVE BONUS						
AA	1,612.53	1,612.53	1,612.53	1,612.53	1,612.53	1,612.53
BA	2,230.53	2,230.53	2,230.53	2,230.53	2,230.53	2,230.53
SPECIAL DUTY PAY	420.00	420.00	420.00	420.00	420.00	420.00
Lgy Bonus 7	326.00	326.00	326.00	326.00	326.00	326.00
Lgy Bonus 12	520.00	520.00	520.00	520.00	520.00	520.00
Lgy Bonus 20	998.45	1,022.35	1,047.45	1,073.85	1,101.55	1,130.65
Lgy Bonus 26	1,476.90	1,524.70	1,574.90	1,627.70	1,683.10	1,741.30

227 Police Lieutenant

STEP	*1*	*2*	*3*	*4*	*5*	*6*
ANNUAL	154,104.00	161,808.00	169,896.00	178,392.00	187,308.00	196,668.00
MONTHLY	12,842.00	13,484.00	14,158.00	14,866.00	15,609.00	16,389.00
BI-WEEKLY	5,927.08	6,223.38	6,534.46	6,861.23	7,204.15	7,564.15
HOURLY	74.0885	77.7923	81.6808	85.7654	90.0519	94.5519
EDUCATIONAL INCENTIVE BONUS						
BA	1,766.44	1,837.84	1,912.84	1,991.56	2,074.24	2,161.00
CA POST Mgmt. Cert.	642.10	674.20	707.90	743.30	780.45	819.45
Lgy Bonus 20	642.10	674.20	707.90	743.30	780.45	819.45
Lgy Bonus 26	1,284.20	1,348.40	1,415.80	1,486.60	1,560.90	1,638.90

231 Police Captain

STEP	*1*	*2*	*3*	*4*	*5*	*6*
ANNUAL	183,228.00	192,384.00	202,008.00	212,112.00	222,720.00	233,856.00
MONTHLY	15,269.00	16,032.00	16,834.00	17,676.00	18,560.00	19,488.00
BI-WEEKLY	7,047.23	7,399.38	7,769.54	8,158.15	8,566.15	8,994.46
HOURLY	88.0904	92.4923	97.1192	101.9769	107.0769	112.4308
EDUCATIONAL INCENTIVE BONUS						
BA	2,036.08	2,120.92	2,209.96	2,303.56	2,401.84	2,505.04
CA POST Mgmt. Cert.	763.45	801.60	841.70	883.80	928.00	974.40
Lgy Bonus 20	763.45	801.60	841.70	883.80	928.00	974.40
Lgy Bonus 26	1,526.90	1,603.20	1,683.40	1,767.60	1,856.00	1,948.80

232 Deputy Police Chief

STEP	*1*
ANNUAL	227,436.00
MONTHLY	18,953.00
BI-WEEKLY	8,747.54
HOURLY	109.3442
EDUCATIONAL INCENTIVE BONUS	
BA	2,474.36
CA POST Mgmt. Cert.	947.65
Lgy Bonus 20	947.65
Lgy Bonus 26	1,895.30

301 Mayor

STEP	*1*	*2*	*3*	*4*	*5*	*6*
ANNUAL	11,400.00					
MONTHLY	950.00					
BI-WEEKLY	438.46					
HOURLY	5.4808					

302 Councilmember

STEP	*1*	*2*	*3*	*4*	*5*	*6*
ANNUAL	7,800.00					
MONTHLY	650.00					
BI-WEEKLY	300.00					
HOURLY	3.7500					

303 City Clerk

STEP	*1*	*2*	*3*	*4*	*5*	*6*
ANNUAL	12,000.00					
MONTHLY	1,000.00					
BI-WEEKLY	461.54					
HOURLY	5.7692					

304 City Treasurer

STEP	*1*	*2*	*3*	*4*	*5*	*6*
ANNUAL	6,000.00					
MONTHLY	500.00					
BI-WEEKLY	230.77					
HOURLY	2.8846					

305 Youth Commissioner

STEP	*1*	*2*	*3*	*4*	*5*	*6*
ANNUAL	300.00	-	-	-	-	-
MONTHLY	25.00	-	-	-	-	-
BI-WEEKLY	11.54	-	-	-	-	-
HOURLY	0.1442	-	-	-	-	-

306 Human Services Commissioner
306 Recreation Commissioner
306 Rent Mediation Board Member
306 Senior Citizens Commissioner

STEP	*1*	*2*	*3*	*4*	*5*	*6*
ANNUAL	600.00	-	-	-	-	-
MONTHLY	50.00	-	-	-	-	-
BI-WEEKLY	23.08	-	-	-	-	-
HOURLY	0.2885	-	-	-	-	-

307

STEP	*1*	*2*	*3*	*4*	*5*	*6*
ANNUAL	900.00	-	-	-	-	-
MONTHLY	75.00	-	-	-	-	-
BI-WEEKLY	34.62	-	-	-	-	-
HOURLY	0.4327	-	-	-	-	-

308 Planning Commissioner

STEP	*1*	*2*	*3*	*4*	*5*	*6*
ANNUAL	1,200.00	-	-	-	-	-
MONTHLY	100.00	-	-	-	-	-
BI-WEEKLY	46.15	-	-	-	-	-
HOURLY	0.5769	-	-	-	-	-

330 Department Heads

STEP	*1*	*2*	*3*	*4*	*5*	*6*
ANNUAL	169,272.00	177,732.00	186,624.00	195,960.00	205,764.00	216,048.00
MONTHLY	14,106.00	14,811.00	15,552.00	16,330.00	17,147.00	18,004.00
BI-WEEKLY	6,510.46	6,835.85	7,177.85	7,536.92	7,914.00	8,309.54
HOURLY	81.3808	85.4481	89.7231	94.2115	98.9250	103.8692
Lgy Bonus 20	352.65	370.28	388.80	408.25	428.68	450.10
Lgy Bonus 25	705.30	740.55	777.60	816.50	857.35	900.20
Lgy Bonus 30	1057.95	1110.83	1166.40	1224.75	1286.03	1350.30

339 Assistant City Manager

STEP	*1*	*2*	*3*	*4*	*5*	*6*
ANNUAL	185,808.00	195,096.00	204,852.00	215,100.00	225,852.00	237,144.00
MONTHLY	15,484.00	16,258.00	17,071.00	17,925.00	18,821.00	19,762.00
BI-WEEKLY	7,146.46	7,503.69	7,878.92	8,273.08	8,686.62	9,120.92
HOURLY	89.3308	93.7962	98.4865	103.4135	108.5827	114.0115

340 Police Chief

STEP	*1*
ANNUAL	253,356.00
MONTHLY	21,113.00
BI-WEEKLY	9,744.46
HOURLY	121.8058
Edu Incentive Pay	2,733.56
CA POST Mgmt. Cert.	1,055.65
Lgy Bonus 26	2,111.30

350 City Manager

STEP	*1*
ANNUAL	299,565.00
MONTHLY	24,963.75
BI-WEEKLY	11,521.73
HOURLY	144.0216

City of Gardena

Gardena City Council Meeting
AGENDA REPORT SUMMARY

Agenda Item No. 13.A
Section: DEPARTMENTAL ITEMS - COMMUNITY DEVELOPMENT
Meeting Date: October 25, 2022

TO: THE HONORABLE MAYOR AND MEMBERS OF THE GARDENA CITY COUNCIL

AGENDA TITLE: RESOLUTION NO. 6607, Authorizing a Deed Restriction to the Gardena Community Aquatic and Senior Center Properties that is Required as a Condition of the Grant Award for the Statewide Park Development and Community Revitalization Program from the State of California Department of Parks and Recreation, Office of Local Grants and Services

COUNCIL ACTION REQUIRED:
Adopt Resolution No. 6607

RECOMMENDATION AND STAFF SUMMARY:
On July 1, 2021, the California Department of Parks and Recreation's Office of Grants and Local Services conditionally approved Grant SW-19-081 in the amount of $8,500,000.00 for the creation of the Gardena Community Aquatic and Senior Center in the City of Gardena, which included acquiring approximately 0.36 acres of land, construction the Community Aquatic and Senior Center building, a new swimming pool with shade, seating, fencing, public art, lawn with pathways, outdoor gym area with exercise equipment stations, shaded picnic areas, ADA parking lot, and landscaping and lighting throughout the park on the property.

The grant approval is subject to, among other conditions, recordation of a Deed Restriction on the Property. The deed restrictions are to ensure that the properties will be used for the purposes consistent with the grant through June 30, 2050 (See Attached: Deed Restriction Form).

Staff recommends that the City Council adopt Resolution No. 6607.

FINANCIAL IMPACT/COST:
N/A

ATTACHMENTS:
Reso 6607.pdf
Deed Restriction Form.pdf

APPROVED:

_____

Clint Osorio, City Manager

RESOLUTION NO. 6607

A RESOLUTION OF THE CITY COUNCIL OF THE CITY OF GARDENA, CALIFORNIA, AUTHORIZING A DEED RESTRICTION TO THE GARDENA COMMUNITY AQUATIC AND SENIOR CENTER PROPERTY THAT IS REQUIRED AS A CONDITION OF THE GRANT AWARD FOR THE STATEWIDE PARK DEVELOPMENT AND COMMUNITY REVITALIZATION PROGRAM FROM THE STATE OF CALIFORNIA DEPARTMENT OF PARKS AND RECREATION, OFFICE OF LOCAL GRANTS AND SERVICES

THE CITY COUNCIL OF THE CITY OF GARDENA DOES HEREBY RESOLVE AS FOLLOWS:

WHEREAS, the City of Gardena (City) is the recorded owner of the real property described in Exhibit A, which is attached hereto and incorporated herein by this reference (the “Property”); and

WHEREAS, the California Department of Parks and Recreation ("DPR") is a public agency created and existing under the authority of section 5001 of the California Public Resources Code ("PRC"); and

WHEREAS, the City applied to DPR for grant funds available pursuant to the California Drought, Water, Parks, Climate, Coastal Protection, and Outdoor Access for All of 2018 Parks Bond Act, Statewide Park Development and Community Revitalization Program for Construction of Gardena Community Aquatic and Senior Center in the City of Gardena. Acquire approximately 0.36 acres of land. Construct the Community Aquatic and Senior Center building, a new swimming pool with shade, seating, fencing, public art, lawn with pathways, outdoor gym area with exercise equipment stations, shaded picnic areas, ADA parking lot, and landscaping and lighting throughout the park on the Property; and

WHEREAS, on July 1, 2021, DPR’s Office of Grants and Local Services conditionally approved Grant SW-19-081 , (hereinafter referred to as “Grant”) for Construction of the Gardena Community Aquatic and Senior Center in the City of Gardena. Acquire approximately 0.36 acres of land. Construct the Community Aquatic and Senior Center building, a new swimming pool with shade, seating, fencing, public art, lawn with pathways, outdoor gym area with exercise equipment stations, shaded picnic areas, ADA parking lot, and landscaping and lighting throughout the park on the Property, subject to, among other conditions, recordation of this Deed Restriction on the Property;

and

WHEREAS, but for the imposition of the Deed Restriction condition of the Grant, the Grant would not be consistent with the public purposes of the 2018 Parks Bond Act, Statewide Park Development and Community Revitalization Program and the funds that are the subject of the Grant could therefore not have been allocated; and

WHEREAS, the City has elected to comply with the Deed Restriction of the Grant, so as to enable the City, to receive the Grant funds and perform the work described in the Grant; and

WHEREAS, the Deed Restriction shall remain in full force and effect and shall bind the City of Gardena for the period running from July 1, 2020 through June 30, 2050.

NOW, THEREFORE, THE CITY COUNCIL OF THE CITY OF GARDENA, CALIFORNIA, DOES HEREBY FIND, DETERMINE, AND RESOLVE, AS FOLLOWS:

SECTION 1. that the City Council of the City of Gardena that, in consideration of the issuance of the Grant funds by DPR, it authorizes the execution of a Deed Restriction to the title of the property for the Gardena Community Aquatic and Senior Center in the manner and form as attached hereto and by reference made a part hereof, subject to such minor modifications as may be required or approved by the City Attorney, and authorizes the City Manager or designee to execute the Deed Restriction.

BE IT FURTHER RESOLVED that the City Clerk shall certify to the passage and adoption of this Resolution; shall cause the same to be entered among the original Resolutions of said City; and shall make a minute of the passage and adoption thereof in the records of the proceedings of the City Council of said City in the minutes of the meeting at which the same is passed and adopted.

Passed, approved, and adopted this_____day of October, 2022.

_____
TASHA CERDA, Mayor

ATTEST:

_____
MINA SEMENZA, City Clerk

APPROVED AS TO FORM:

_____
CARMEN VASQUEZ, City Attorney

EXHIBIT A

Real Property Legal Descriptions

The legal descriptions of the three properties subject to the Deed Restriction are as follows:

Parcel 1: The property commonly known as 16004 S. Harvard Blvd. (APN 6105-011-904) and further described as: Lot 11 of Tract No. 10901, in the City of Gardena, County of Los Angeles, State of California, as per map recorded in Book 254, Pages 31 and 32 inclusive, of maps in the office of the County Recorder of said County.

Parcel 2: That property commonly known as 16010 S. Harvard Blvd. (APN 6105-011-044) and further described as: Lot 12 of Tract No. 10901, in the City of Gardena, County of Los Angeles, State of California, as per map recorded in Book 254, Pages 31 and 32 inclusive, of maps in the office of the County Recorder of said County.

Parcel 3: That property which is a portion of lot 21 of Tract No. 10901, in the City of Gardena, County of Los Angeles, State of California, as per map recorded in Book 254, Pages 31 and 32 inclusive of maps in the office of the County Recorder of said County more particularly described as follows: BEGINNING AT THE CENTERLINE INTERSECTION OF 162ND STREET AND LA SALLE AVENUE AS SHOWN ON SAID MAP; THENCE NORTH 00°00'58" WEST453.33 FEET ALONG THE CENTERLINE OF SAID LA SALLE AVENUE; THENCE SOUTH 89°59'02" WEST 30.00 FEET MEASURED AT RIGHT ANGLES FROM THE SAID CENTERLINE TO A POINT ON THE EASTERLY LINE OF SAID LOT 21; THENCE NORTH 00°00'58" WEST 155.59 FEET ALONG SAID EASTERLY LINE TO THE BEGINNING OF A CURVE CONCAVE TO THE SOUTHWEST HAVING A RADIUS OF20.00 FEET; THENCE NORTHWESTERLY ALONG SAID CURVE THROUGH A CENTRAL ANGLE OF 91 °47'42" AN ARC DISTANCE OF 32.04 FEET; THENCE SOUTH 88°11'20" WEST 86.54 FEET ALONG THE NORTHERLY LINE OF SAID LOT 21 TO THE NORTHWEST CORNER OF SAID LOT 21; THENCE SOUTH 00°01 '00" EAST 172.87 FEET

ALONG THE WESTERLY LINE OF SAID LOT 21 ; THENCE NORTH 88°59'00" EAST 107.12 FEET TO THE TRUE POINT OF BEGINNING. THE AREA OF ABOVE DESCRIBED PARCEL OF LAND IS 18,606 SQUARE FEET/0.43 ACRES MORE OR LESS.

RECORDING REQUESTED BY:
California Department of Parks and Recreation
Office of Grants and Local Services

WHEN RECORDED MAIL TO:
Office of Grants and Local Services
PO Box 942896
Sacramento, CA 94296-0001
Attn: Karen Sims

SPACE ABOVE THIS LINE RESERVED FOR RECORDER'S USE

DEED RESTRICTION

I. WHEREAS, the City of Gardena (hereinafter referred to as "Owner" is the recorded owner of the real property described in Exhibit A, attached and incorporated herein by reference (hereinafter referred to as the "Property"); and

II. WHEREAS, the California Department of Parks and Recreation (hereinafter referred to as "DPR") is a public agency created and existing under the authority of section 5001 of the California Public Resources Code (hereinafter referred to as the "PRC"); and

III. WHEREAS, Owner (or Grantee) applied to DPR for grant funds available pursuant to the California Drought, Water, Parks, Climate, Coastal Protection, and Outdoor Access for All of 2018 Parks Bond Act, Statewide Park Development and Community Revitalization Program for Construct Gardena Community Aquatic and Senior Center in the City of Gardena. Acquire approximately 0.36 acres of land. Construct the Community Aquatic and Senior Center building, a new swimming pool with shade, seating, fencing, public art, lawn with pathways, outdoor gym area with exercise equipment stations, five shaded picnic areas, ADA parking lot, and landscaping and lighting throughout the park on the Property; and

IV. WHEREAS, on _July 1, 2021_, DPR's Office of Grants and Local Services conditionally approved Grant SW-19-081 , (hereinafter referred to as "Grant") for Construction of the Gardena Community Aquatic and Senior Center in the City of Gardena. Acquire approximately 0.36 acres of land. Construct the Community Aquatic and Senior Center building, a new swimming pool with shade, seating,

fencing, public art, lawn with pathways, outdoor gym area with exercise equipment stations, five shaded picnic areas, ADA parking lot, and landscaping and lighting throughout the park on the Property, subject to, among other conditions, recordation of this Deed Restriction on the Property; and

V. WHEREAS, but for the imposition of the Deed Restriction condition of the Grant, the Grant would not be consistent with the public purposes of the 2018 Parks Bond Act, Statewide Park Development and Community Revitalization Program and the funds that are the subject of the Grant could therefore not have been allocated; and

VI. WHEREAS, Owner has elected to comply with the Deed Restriction of the Grant, so as to enable Owner, to receive the Grant funds and perform the work described in the Grant;

NOW, THEREFORE, in consideration of the issuance of the Grant funds by DPR, the undersigned Owner for itself and for its assigns, and successors-in-interest, hereby irrevocably covenant(s) with DPR that the condition of the grant (set forth at paragraph(s) 1 through 5 and in Exhibit B hereto) shall at all times on and after the date on which this Deed Restriction is recorded constitute for all purposes covenants, conditions and restrictions on the use and enjoyment of the Property that are hereby attached to the deed to the Property as fully effective components thereof.

1. DURATION. (a) This Deed Restriction shall remain in full force and effect and shall bind Owner and all its assigns or successors-in-interest for the period running from July 1, 2020 through June 30, 2050.

2. TAXES AND ASSESMENTS. It is intended that this Deed Restriction is irrevocable and shall constitute an enforceable restriction within the meaning of a) Article XIII, section 8, of the California Constitution; and b) section 402.1 of the California Revenue and Taxation Code or successor statute. Furthermore, this Deed Restriction shall be deemed to constitute a servitude upon and burden to the Property within the meaning of section 3712(d) of the California Revenue and Taxation Code, or successor statute, which survives a sale of tax-deeded property.

3. RIGHT OF ENTRY. DPR or its agent or employees may enter onto the Property at times reasonably acceptable to Owner to ascertain whether the use restrictions set forth above are being observed.

4. REMEDIES. Any act, conveyance, contract, or authorization by Owner whether written or oral which uses or would cause to be used or would permit use of the Property contrary to the terms of this Deed Restriction will be deemed a violation and a breach hereof. DPR may pursue any and all available legal and/or equitable remedies to enforce the terms and conditions of this Deed Restriction up to and including a lien sale of the Property. In the event of a breach, any forbearance on the part of DPR to enforce the terms and provisions hereof shall not be deemed a waiver of enforcement rights regarding any subsequent breach.

5. SEVERABILITY. If any provision of these restrictions is held to be invalid, or for any reason becomes unenforceable, no other provision shall be affected or impaired.

Dated: _____, 20 ____

Business Name (if property is owned by a business): Not Applicable

Owner Name: City of Gardena, a municipal corporation

Signed: _____

TASHA CERDA, MAYOR OF GARDENA

NOTARY ACKNOWLEDGEMENT ON THE NEXT PAGE

A notary public or other officer completing this certificate verifies only the identity of the individual who signed the document to which this certificate is attached, and not the truthfulness, accuracy, or validity of that document.

State of California

County of _____

On _____ before me, _____, a Notary Public, personally appeared _____, who proved to me on the basis of satisfactory evidence to be the person(s) whose name(s) is/are subscribed to the within instrument and acknowledged to me that he/she/they executed the same in his/her/their authorized capacity(ies), and that by his/her/their signature(s) on the instrument the person(s), or the entity upon behalf of which the person(s) acted, executed the instrument.

I certify under PENALTY OF PERJURY under the laws of the State of California that the foregoing paragraph is true and correct.

WITNESS my hand and official seal.

Signature _____ (Seal)

City of Gardena

Gardena City Council Meeting
AGENDA REPORT SUMMARY

Agenda Item No. 16.A
Section: DEPARTMENTAL ITEMS - PUBLIC WORKS
Meeting Date: October 25, 2022

TO: THE HONORABLE MAYOR AND MEMBERS OF THE GARDENA CITY COUNCIL

AGENDA TITLE: Award Construction Contract for the Fire Station No. 158 Roof Replacement Project - Water Damaged Ceiling Repair Phase, JN 509, to Klassic Engineering & Construction, Inc., in the amount of $653,000, Approve the Project Plans & Specifications, Approve Budget Appropriation of $302,000 Deferred Maintenance funds, and Declare California Environmental Quality Act (CEQA) Exemption.

COUNCIL ACTION REQUIRED:

Staff Recommendation:

- **Award Construction Contract**
- **Approve Project Plans and Specification**
- **Approve Budget Appropriation and Contingency**
- **Declare CEQA Exemption**

RECOMMENDATION AND STAFF SUMMARY:

The Fire Station No. 158 building, located at 1650 W. 162nd Street, is a City owned property occupied by Los Angeles County's Fire as a tenant. During the winter of 2020-2021, the building roof began to leak causing the second-floor ceiling tiles to fall off the substrate. Due to the severely damaged roof, the Assistant Fire Chief had notified the City and underwent emergency roof replacement to prevent further water damage. The roof replacement was completed in May 2021; however, the damaged interior ceiling repairs are still needed.

The existing building services agreement with Los Angeles County Fire requires that any non-routine repair such as roof replacements are considered major repairs and are the responsibility of the City, including resulting damages. The L.A. Fire Department utilized the County's internal services procedure to procure a contractor and executed the roof replacement. The total cost was $281,810.10 and the City reimbursed County Fire for fifty percent (50%), $140,905.05, of the cost per Council approval on September 28, 2021. The County Fire was not required per the existing maintenance agreement, however contributed 50% of the roof replacement cost under the assumption that the City would repair the interior water damages.

Subsequently, the construction development phase of the project, led by the City, has been completed and the bids have solicited. The water damaged ceiling repair scope consist of

replacing 7,670 square feet, three (3) levels of existing interior and exterior light fixtures with LED type, new switches and occupancy sensors, replacement of existing acoustical ceiling grid system with acoustical tiles, repair of selected hard ceiling, new HVAC ducts to extend to relocated registers, replacement of existing exhaust fans located on the roof including, abatement of asbestos and/or lead and all incidental work.

The following twelve (12) bids were received on October 5, 2002:

1.	Golden Sun Firm & Co., Inc., Van Nuys	$424,900 (Non-Responsive)
2.	Klassic Engineering & Construction, Inc., Orange	$653,000
3.	R. Dependable Construction, Inc., San Bernardino	$662,500
4.	Corner Keystone Construction, Inc., Walnut	$688,770
5.	Armstrong Cal Builders, Inc., Signal Hill	$778,625
6.	At Your Service Construction & Energy, Inc., Tarzana	$783,400
7.	Kazoni, Inc., Costa Mesa	$853,207
8.	Urban Professional Builders, Inc., Pasadena	$880,000
9.	Monet Construction, Inc., Tujunga	$917,194
10.	H2M Construction, Inc., Rancho Cucamonga	$980,000
11.	Hart Design, Inc., Glendale	$1,066,000 (Non-Responsive)
12.	Waisman Construction, Inc., Canoya Park	$1,067.000

Klassic Engineering & Construction, Inc. submitted the lowest responsible and responsive bid. They are a state licensed contractor with verified successful construction experience in the field and will be required to meet all bonding and financial standards. The tentative construction start date is January 2023 with an anticipated project completion in June 2023.

Golden Sun Firm Company submitted the apparent low bid in the amount of $424,900. However, they submitted the incomplete “Bidder’s Declaration” and “Non-Collusion Affidavit” forms with missing corporation seal and notary. The Hart Design, Inc. submitted their bid using the wrong “Bid Schedule”. Therefore, the Golden Sun Firm and Hart Design, Inc. have been determined to be non-responsive.

Staff respectfully recommends that City Council award the construction contract for the Gardena Fire Station No. 158 Roof Replacement Project, Water Damaged Ceiling Repair Phase, JN 509, to Klassic Engineering & Construction, Inc., in the amount of $653,000, and additionally:

a. Approve the project plans and specifications.
b. Approve the budget appropriation in the amount $302,000 Deferred Maintenance funds to supplement the existing budget and 25% construction contingency.
c. Declare this project to be categorically exempt under the CEQA, Class, Section 15301 (d), as rehabilitation of existing facilities.

FINANCIAL IMPACT/COST:

Source of Funding

Approved Budget	$654,000 (Deferred Maintenance)
Requested Budget Appropriation	$302,000 (Deferred Maintenance)
Total	$956,000

Estimated Expenditures

Design Phase Expenditure	$54,000
Construction Management & Inspection	$85,220
Construction Contract Award	$653,000
25% Construction Contingency	$163,000
Total	$955,220

ATTACHMENTS:

JN 509_Klassic Engineering & Construction Inc., Bid.pdf
JN 509_FS#158_Full Bid Set Plans.pdf
JN 509_FS#158_Full Bid Specifications.pdf
JN 509_CEQA Notice of Exemption.pdf

APPROVED:

_____
Clint Osorio, City Manager

Klassic Engineering & Construction Inc.
250 S. Tustin Street
Orange, CA 92866

#3

'22 OCT 5 PM 12:54
CITY CLERK'S OFC

Bid On Project No. JN509

10/5/2022 - 2:00 P.M.

BID PROPOSAL (BP)

GARDENA FIRE STATION #158 REOOF REPLACMENT – WATER DAMAGED CEILING REPAIR PHASE

PROJECT NO. JN 509

Contractor: Klassic Engineering & Construction Inc.

Address: 250 S. Tustin Street Orange, CA 92866

Phone: (714) 369-8389

Fax: (714) 551-4464

License No.: 759241

D.I.R. No. 1000014420

Email: Bids@Kecigroup.com

To Be Submitted

WITH

Bid Package

BID PROPOSAL

PROJECT NO. JN 509

REVISED BID SCHEDULE (9/27/2022)

The undersigned, having examined the proposed Contract Documents titled:

GARDENA FIRE STATION #158 REOOF REPLACMENT – WATER DAMAGED CEILING REPAIR PHASE

and having visited the site and examined the conditions affecting the work, hereby proposes and agrees to furnish all labor, materials, equipment, and appliances, and to perform operations necessary to complete the work as required by said proposed Contract Documents and itemized bid schedule below. All work shall be completed within **one hundred and ten (110) Working Days** from the date the Notice of Proceed is issued by the Engineer.

Item No.	Item Description	Unit	Approx. Quantity	Unit Price in Figures	Item Total
1.	Building Demolition and Removal	1	L.S.	$ 92,000.00	$ 92,000.00
2.	Asbestos and Lead Abatement	1	L.S.	$ 94,500.00	$ 94,500.00
3.	Thermal and Moisture Protection	1	L.S.	$ 8,000.00	$ 8,000.00
4.	Skylight Cleaning	1	L.S.	$ 10,000.00	$ 10,000.00
5.	Wall/Ceiling Finishes	1	L.S.	$ 95,000.00	$ 95,000.00
6.	Mechanical Systems	1	L.S.	$ 38,500.00	$ 38,500.00
7.	Electrical Improvements	1	L.S.	$ 315,000.00	$ 315,000.00

TOTAL CONTRACT BID:

(Figures) $ 653,000.00

(Words) Six Hundred Fifty Three Thousand Dollars and Zero Cents

*** In case of error in extension of price into the total price column, the unit price will govern.**

BID SCHEDULE (Continued)

The awarded contractor shall provide Schedule of Values prior to pre-construction meeting for lump sum bid items.

All work required and shown on the construction plans and this specification for which no price or item is listed on this proposal, it shall be understood that such work, equipment, labor, tools and materials shall be provided without extra charge, allowance or direct payment of any kind. Payment for performing such work or furnishing such equipment, labor, tools and materials shall be included in the above lump sum or unit bid prices and no additional compensation will paid therefor.

If the City determines that any of the unit bid prices are significantly unbalanced to the potential detriment of the City, the bid will be replaced as non-responsive.

In case of any discrepancy between the words and the figures, the words shall prevail. If the unit price and the total amount for any item are not in agreement, the unit price alone shall be considered to represent the bidder's intention and all totals will be corrected to conform thereto.

Attached hereto is cash, a certified check, a cashier's check, or a bidder's bond in the amount of 10% of Bid Bond Amount = $ 65,300.00 Dollars, said amount being not less than 10 percent of the amount bid. Pursuant to Public Contract Code Sections 20172 and 20174, it is agreed a portion equal to the difference between the low bid and second low bid shall be retained as a bid bond forfeiture by the City if the undersigned fails or refuses to execute the Contract and furnish the required bonds and certificates of insurance within the time provided.

Klassic Engineering & Construction Inc.
Name of Bidder

KEIVAN SHIRALI
Signature of Bidder

BID PROPSOAL

PROJECT NO. JN 509

ACKNOWLEDGEMENT OF ADDENDA RECEIVED

The Bidder shall acknowledge the receipt of addenda by number and date each addendum received.

Addendum No. 1 Date 9/27/2022 Addendum No. ____ Date _____

Addendum No. ____ Date _____ Addendum No. ____ Date _____

Addendum No. ____ Date _____ Addendum No. ____ Date _____

Addenda will be issued only through the ARC Document Solutions and access under their Public Planroom (www.crplanwell.com). It is the Bidder's sole responsibility to visit the Planroom to obtain and administer any Addendum related to this bid. **An Addendum must be acknowledged above by a bidder in its submitted form of Proposal.**

If an addendum or addenda have been issued by the City and not noted above as being received by the Bidder, the Bid Proposal may be rejected.

_____ 10/4/2022

Bidder's Signature Date

BID PROPOSAL

PROJECT NO. JN 509

BIDDER'S DECLARATION

It is understood and agreed that:

1. The undersigned has carefully examined all documents which will form a part of the Contract; namely, the Notice Inviting Bids, the Instructions to Bidders, this Proposal, the Bid Bond, the Contract, the Faithful Performance Bond, the Payment Bond, the federal requirements, if any, the Plans and Specifications, the Special Provisions, and the Technical Provisions.

2. The undersigned has, by investigation at the site of the work and otherwise, satisfied himself as to the nature and location of the work and fully informed himself as to all conditions and matters, which can in any way affect the work or the cost thereof.

3. The undersigned fully understands the scope of work and has checked carefully all words and figures inserted in this Proposal and he further understands that the City will not be responsible for any errors or omissions in the preparation of the Proposal.

4. The undersigned agrees and acknowledges that he is aware of the provisions of Section 3700 of the Labor Code which requires every employer to be insured against liability for workers' compensation or to undertake self-insurance in accordance with the provisions of that Code, and that the undersigned will comply with such provisions before commencing the performance of the Contract if it is awarded to the undersigned.

The undersigned will execute the Contract and furnish the required statutory bonds and certificates of insurance within the period of time specified in the Contract Documents.

The undersigned will begin work after award of Contract and a Notice to Proceed has been given as herein specified and will complete said work within the time specified in the Bidding Schedule.

5. The undersigned certifies that this Proposal is genuine and not sham or collusive, or made in the interest or on behalf of a person not herein named, and the undersigned has not directly or indirectly induced or solicited any other bidder to put in a sham bid nor induced any other person, firm, or corporation to refrain from bidding. The undersigned has not in any manner sought by collusion to secure for himself any advantage over any other bidder.

6. The undersigned will accept an award and enter into a Contract for all work scheduled herein on which he puts in a bid. The awards for such work are to be entirely at the discretion of the City after evaluation of the bids as submitted. The undersigned agrees that the City shall recover or retain as a bid bond forfeiture an amount equal to the difference between the low bid and amount of the bid of the bidder with whom the City enters into a Contract, and the surplus, if any, shall be returned to the lowest bidder in accordance with the provisions of the Public Contract Code Sections 20172 and 20174 in the event of his failure to execute a Contract and furnish required bonds and insurance therefor within the time provided.

BIDDER'S DECLARATION (Continued)

7. The undersigned bidder stated under penalty of perjury that the representations made in submitting this bid are, to the best of his/her knowledge, true, accurate, and complete.

Respectfully submitted,

Klassic Engineering & Construction Inc.
Contractor's Business Name

C.E.O. - Keivan Shirali
Contractor (Print) Title

250 S. Tustin Street
Business Address: Street

Signature C.E.O.
Title

Orange CA 92866
City State Zip

759241 A/B/C-36
Contractor's License No. and Classification

(714) 369-8389
Business Phone Number

(714) 551-4464
Business Fax Number

10/4/2022
Date

Name Title

Residence: Street

City State Zip

Residence Phone Number

Note: If the bid is made by an individual, it must be signed with the full name of the bidder, whose address must be given: if it is made by a firm, it must be signed in the co-partnership's name by a general partner thereof, who shall also sign his or her own name, and the name and full address of each partner (general and/or limited) must be given; and if it is made by a corporation, it must be signed by a properly authorized officer, the corporate name shall be set forth, and the corporate seal shall be affixed.

KLASSIC ENGINEERING & CONSTRUCTION INC.
CORPORATE
SEAL
CALIFORNIA

BID PROPOSAL

PROJECT NO. JN 509

NON-COLLUSION AFFIDAVIT

(To be executed by Bidder and submitted with Bid)

State of California

County of Los Angeles

Keivan Shirali being first duly sworn, deposes and says that he or she is C.E.O. of Klassic Engineering & Construction Inc. the party making the foregoing bid, that the bid is not made in the interest of, or on the behalf of, any undisclosed person, partnership, company, association, organization, or corporation; that the bid is genuine and not collusive or sham; that the bidder has not directly or indirectly colluded, conspired, connived, or agreed with any bidder or anyone else to put in a sham bid, or that anyone shall refrain from bidding; that the bidder has not in any manner, directly or indirectly, sought by agreement, communication, or conference with anyone to fix the bid price of the bidder or any other bidder, or to fix any overhead, profit, or cost element of that of any other bidder, or to secure any advantage against the public body awarding the contract of anyone interested in the proposed contract; that all statements contained in the bid are true; and, further, that the bidder has not, directly or indirectly, submitted his or her bid price or any breakdown thereof, or the contents thereof, or divulged information or data relative thereto, or paid, and will not pay fee to any corporation, or agent thereof to effectuate a collusive or sham bid.

Klassic Engineering & Construction Inc
NAME OF BIDDER

SIGNATURE OF BIDDER

250. S Tustin st
ADDRESS OF BIDDER

Orange Ca 92866
CITY STATE ZIP

California Notarial
Loose Certificate
attached

ALL SIGNATURES MUST BE WITNESSED BY NOTARY
(attach appropriate jurats)

TO BE SUBMITTED WITH PROPOSAL

BID PROPOSAL

PROJECT NO. JN 509

DECLARATION OF ELIGIBILITY TO CONTRACT

[Labor Code Section 1777.1; Public Contract Code Section 6109]

The undersigned, a duly authorized representative of the contractor, certifies and declares that:

1. The undersigned contractor is aware of Sections 1777.1 and 1777.7 of the California Labor Code, which prohibit a contractor or subcontractor who has been found by the Labor Commissioner or the Director of Industrial Relations to be in violation of certain provisions of the Labor Code, from bidding on, being awarded, or performing work as a subcontractor on a public works project for specified periods of time.

2. The undersigned contractor is not ineligible to bid on, be awarded or perform work as a subcontractor on a public works project by virtue of Sections 1771.1 or 1777.7 of the California Labor Code or any other provision of law.

3. The undersigned contractor is aware of California Public Contract Code Section 6109, which states:

> "(a) A public entity, as defined in Section 1100 [of the Public Contract Code], may not permit a contractor or subcontractor who is ineligible to bid or work on, or be awarded, a public works project pursuant to Section 1777.1 or 1777.7 of the Labor Code to bid on, be awarded, or perform work as a subcontractor on, a public works project. Every public works project shall contain a provision prohibiting a contractor from performing work on a public works project with a subcontractor who is ineligible to perform work on the public works project pursuant to Section 1771.1 or 1777.7 of the Labor Code."
>
> "(b) Any contract on a public works project entered into between a contractor and a debarred subcontractor is void as a matter of law. A debarred subcontractor may not receive any public money for performing work as a subcontractor on a public works contract, and any public money that may have been paid to a debarred subcontractor by a contractor on the project shall be returned to the awarding body. The contractor shall be responsible for the payment of wages to workers of a debarred subcontractor who has been allowed to work on the project."

4. The undersigned contractor has investigated the eligibility of each and every subcontractor the undersigned contractor intends to use on this public works project, and has determined that none of them are ineligible to perform work as a subcontractor on a public works project by virtue of the foregoing provisions of the Public Contract Code, Sections 1771.1 or 1777.7 of the Labor Code, or any other provision of law.

I declare under penalty of perjury under the laws of the State of California that the foregoing is true and correct. Executed this 4th day of October, 2022, at 250 S. Tustin Street Orange *(place of execution)*, California 92866.

Signature: _____ Name: Keivan Shirali

Title: C.E.O. Company: Klassic Engineering & Construction Inc.

BID PROPOSAL

PROJECT NO. JN 509

BID BOND

KNOW ALL MEN BY THESE PRESENTS:

THAT **Klassic Engineering & Construction, Inc.**, as Principal,
and **Great Midwest Insurance Company**, as Surety,
are held firmly bound unto the City of Gardena in the sum of $----------;
TEN PERCENT (10%) of the Total Amount Bid----------~~DOLLARS,~~
(not less than ten percent of total amount of bid)
for the payment of which sum well and truly to be made, we bind ourselves, our heirs, executors, administrators, successors, and assigns, jointly and severally, firmly by these presents.

WHEREAS, said Principal has submitted a bid to the City to perform all work required under the following:

PROJECT: **GARDENA FIRE STATION #158 REOOF REPLACMENT – WATER DAMAGED CEILING REPAIR PHASE**

NOW, THEREFORE, if said Principal is awarded a Contract by the City and, within the time and in the manner required in the Specifications for said project, enters into the written form of Contract bound with said Specifications and furnishes the required bonds, one to guarantee faithful performance and the other to guarantee payment for labor and materials, then this obligation shall be null and void, otherwise it shall remain in full force and effect. In the event suit is brought upon this bond by the City and judgment is recovered, said Surety shall pay all costs incurred by the City in such suit, including a reasonable attorneys' fee to be fixed by the court. Surety hereby waives the provisions of California Civil Code §2845.

SIGNED AND SEALED, this 4th day of October, 2022.

Klassic Engineering & Construction, Inc. (SEAL)	Great Midwest Insurance Company (SEAL)
Principal	Surety
BY:	BY: OCT 04 2022
Signature	Signature - Edward N. Hackett, Attorney-in-Fact

Note: This bond must be dated, all signatures must be notarized, and evidence of the authority of any person signing as attorney–in-fact must be attached.

California Notarial
Loose Certificate
attached

TO BE SUBMITTED WITH PROPOSAL

CALIFORNIA ALL-PURPOSE ACKNOWLEDGMENT

A notary public or other officer completing this certificate verifies only the identity of the individual who signed the document to which this certificate is attached, and not the truthfulness, accuracy, or validity of that document.

STATE OF CALIFORNIA }

County of Orange

On OCT 04 2022 (Date) before me, C. Maestas (Insert Name of Notary exactly as it appears on the official seal), Notary Public,

personally appeared Edward N. Hackett (Name(s) of Signer(s)),

who proved to me on the basis of satisfactory evidence to be the person(s) whose name(s) is/are subscribed to the within instrument and acknowledged to me that he/she/they executed the same in his/her/their authorized capacity(ies), and that by his/her/their signature(s) on the instrument the person(s), or the entity upon behalf of which the person(s) acted, executed the instrument.

I certify under PENALTY OF PERJURY under the laws of the State of California that the foregoing paragraph is true and correct.

Witness my hand and official seal.

Signature _____ (Signature of Notary Public)

RRS2 THE GREAT SEAL OF THE STATE OF CALIFORNIA C. MAESTAS COMM. # 2295096 NOTARY PUBLIC-CALIFORNIA ORANGE COUNTY MY COMM. EXP. JULY 24, 2023 RRS2

Place Notary Seal Above

OPTIONAL

Though the information below is not required by law, it may prove valuable to persons relying on the document and could prevent fraudulent removal and reattachment of the form to another document.

Description of Attached Document

Title or Type of Document: Klassic Engineering Bid Bond

Document Date: OCT 04 2022 Number of Pages: 1

Signer(s) Other Than Named Above: None

Capacity(ies) Claimed by Signer(s)

Signer's Name: Edward N. Hackett
- ☐ Individual
- ☐ Corporate Officer — Title(s): _____
- ☐ Partner ☐ Limited ☐ General
- ☑ Attorney in Fact
- ☐ Trustee
- ☐ Guardian or Conservator
- ☐ Other: _____

Signer is Representing: _____

RIGHT THUMBPRINT OF SIGNER
Top of thumb here

Signer's Name: None
- ☐ Individual
- ☐ Corporate Officer — Title(s): _____
- ☐ Partner ☐ Limited ☐ General
- ☐ Attorney in Fact
- ☐ Trustee
- ☐ Guardian or Conservator
- ☐ Other: _____

Signer is Representing: _____

RIGHT THUMBPRINT OF SIGNER
Top of thumb here

POWER OF ATTORNEY

Great Midwest Insurance Company

KNOW ALL MEN BY THESE PRESENTS, that **GREAT MIDWEST INSURANCE COMPANY**, a Texas Corporation, with its principal office in Houston, TX, does hereby constitute and appoint:

Edward N. Hackett, Christine Maestas

its true and lawful Attorney(s)-In-Fact to make, execute, seal and deliver for, and on its behalf as surety, any and all bonds, undertakings or other writings obligatory in nature of a bond.

This authority is made under and by the authority of a resolution which was passed by the Board of Directors of **GREAT MIDWEST INSURANCE COMPANY**, on the 1st day of October, 2018 as follows:

Resolved, that the President, or any officer, be and hereby is, authorized to appoint and empower any representative of the Company or other person or persons as Attorney-In-Fact to execute on behalf of the Company any bonds, undertakings, policies, contracts of indemnity or other writings obligatory in nature of a bond not to exceed Ten Million dollars ($10,000,000.00), which the Company might execute through its duly elected officers, and affix the seal of the Company thereto. Any said execution of such documents by an Attorney-In-Fact shall be as binding upon the Company as if they had been duly executed and acknowledged by the regularly elected officers of the Company. Any Attorney-In-Fact, so appointed, may be removed in the Company's sole discretion and the authority so granted may be revoked as specified in the Power of Attorney.

Resolved, that the signature of the President and the seal of the Company may be affixed by facsimile on any power of attorney granted, and the signature of the Secretary, and the seal of the Company may be affixed by facsimile to any certificate of any such power and any such power or certificate bearing such facsimile signature and seal shall be valid and binding on the Company. Any such power so executed and sealed and certificate so executed and sealed shall, with respect to any bond of undertaking to which it is attached, continue to be valid and binding on the Company.

IN WITNESS THEREOF, **GREAT MIDWEST INSURANCE COMPANY**, has caused this instrument to be signed by its President, and its Corporate Seal to be affixed this 11th day of February, 2021.

GREAT MIDWEST INSURANCE COMPANY
CORPORATE SEAL
TEXAS CORPORATION

GREAT MIDWEST INSURANCE COMPANY

BY Mark W. Haushill

Mark W. Haushill
President

ACKNOWLEDGEMENT

On this 11th day of February, 2021, before me, personally came Mark W. Haushill to me known, who being duly sworn, did depose and say that he is the President of **GREAT MIDWEST INSURANCE COMPANY**, the corporation described in and which executed the above instrument; that he executed said instrument on behalf of the corporation by authority of his office under the By-laws of said corporation.

NOTARY PUBLIC STATE OF TEXAS
CHRISTINA BISHOP
Notary Public, State of Texas
Comm. Expires 04-14-2025
Notary ID 131090488

BY

Christina Bishop
Notary Public

CERTIFICATE

I, the undersigned, Secretary of **GREAT MIDWEST INSURANCE COMPANY**, A Texas Insurance Company, DO HEREBY CERTIFY that the original Power of Attorney of which the foregoing is a true and correct copy, is in full force and effect and has not been revoked and the resolutions as set forth are now in force.

Signed and Sealed at Houston, TX this 4th Day of October, 2022.

GREAT MIDWEST INSURANCE COMPANY
CORPORATE SEAL
TEXAS CORPORATION

BY

Leslie K. Shaunty
Secretary

"WARNING: Any person who knowingly and with intent to defraud any insurance company or other person, files and application for insurance of claim containing any materially false information, or conceals for the purpose of misleading, information concerning any fact material thereto, commits a fraudulent insurance act, which is a crime and subjects such person to criminal and civil penalties.

No. 5780-2

STATE OF CALIFORNIA

DEPARTMENT OF INSURANCE

SAN FRANCISCO

Amended

Certificate of Authority

THIS IS TO CERTIFY, *That, pursuant to the Insurance Code of the State of California,*

Great Midwest Insurance Company

of Texas, organized under the laws of Texas, subject to its Articles of Incorporation or other fundamental organizational documents, is hereby authorized to transact within this State, subject to all provisions of this Certificate, the following classes of insurance:

Fire, Marine, Surety, Disability, Plate Glass, Liability,

Workers' Compensation, Common Carrier Liability, Boiler and Machinery,

Burglary, Credit, Sprinkler, Team and Vehicle, Automobile, and Aircraft

as such classes are now or may hereafter be defined in the Insurance Laws of the State of California.

THIS CERTIFICATE *is expressly conditioned upon the holder hereof now and hereafter being in full compliance with all, and not in violation of any, of the applicable laws and lawful requirements made under authority of the laws of the State of California as long as such laws or requirements are in effect and applicable, and as such laws and requirements now are, or may hereafter be changed or amended.*

IN WITNESS WHEREOF, *effective as of the 4th day of August, 2015, I have hereunto set my hand and caused my official seal to be affixed this 4th day of August, 2015.*

Dave Jones
Insurance Commissioner

By

Valerie Sarfaty
for Nettie Hoge
Chief Deputy

NOTICE:
Qualification with the Secretary of State must be accomplished as required by the California Corporations Code promptly after issuance of this Certificate of Authority. Failure to do so will be a violation of Insurance Code section 701 and will be grounds for revoking this Certificate of Authority pursuant to the covenants made in the application therefor and the conditions contained herein.

BID PROPOSAL

PROJECT NO. JN 509

DESIGNATION OF SUBCONTRACTORS

In compliance with the "Subletting and Subcontracting Fair Practices Act" being Sections 4100-4113 of the Public Contract Code of the State of California, and any amendments thereto, each bidder shall set forth below the name and location of the place of business of each subcontractor who will perform work or labor or render service to the prime contractor in or about the construction of the work or improvement in an amount in excess of one-half (1/2) of one percent (1%) of the prime contractor's total bid, and shall further set forth the portion of the work which will be done by each subcontractor. Only one subcontractor for each such portion shall be listed.

If the contractor fails to specify a subcontractor for any portion of the work to be performed under the contract, he shall be deemed to have agreed to perform such portion himself, and he shall not be permitted to subcontract that portion of the work except under the conditions hereinafter set forth.

Subletting or subcontracting of any portion of the work to which subcontractor was designated in the original bid shall only be permitted in cases of public emergency or necessity, and then only after a finding reduced to writing as a public record of the legislative body of the City.

Portion of Work %	Subcontractor's Name & Address	Type of Work	State License Number	Class	D.I.R. Number
45%	PMK Professional Inc.-17925 Skypark Cir. Suite C Irvine, CA 92614	Electrical/ Low Voltage	959668	C-7/C-10	1000004512
5%	New Air Inc.-23515 Lyons Ave. Unit 281 Valencia, CA 91355	HVAC	995201	C-20	1000019103
12%	Quality Environmental Inc.-13123 Lakeland Road Suite A, Santa Fe Springs, CA 90670	Asbestos/ Lead Abatement	876494	C-21/C-61/ D-63/C-22	1000001511

Not more than _____%.

TO BE SUBMITTED WITH PROPOSAL

BID PROPOSAL

PROJECT NO. JN 509

CONSTRUCTION PROJECT REFERENCE

In order to more fully evaluate your background and experience for the project herein proposed, please submit a list of Public Works and/or similar construction projects completed or in progress within the last three (3) years. Failure to provide this information may constitute grounds for rejection of your bid as non-responsive.

Number of years as a contractor in construction work of this type: 24 years

Three projects of this type recently completed:

1. Name (Firm/Agency): City of Chino - Public Works
   Address: 13220 Central Avenue Chino, CA 91710
   Contact Person: Keith Martinez Telephone No.: (714) 369-8389
   Title of Project: Ayala Park Improvement Project
   Project Location: 14225 Central Avenue Chino, CA 91710
   Date of Completion: 9/6/2022 Contract Amount: $ 1,581,800.14

2. Name (Firm/Agency): Centinela Valley Union High School District
   Address: 14901 S. Inglewood Ave. Lawndale, CA 90260
   Contact Person: Kevin Flores Telephone No.: (714) 824-9747
   Title of Project: Leuzinger High School - Girls Gymnasium Modernization
   Project Location: Leuzinger High School - 4118 W. Rosecrans Ave. Lawndale, CA 90260
   Date of Completion: Ongoing Contract Amount: $ 1,814,292.99

3. Name (Firm/Agency): Buena Park School District
   Address: 6885 Orangethorpe Ave. Buena Park, CA 90620
   Contact Person: Jeff Thomas Telephone No.: (714) 315-2299
   Title of Project: Buena Park Mult-Purpose Room Modernization Project
   Project Location: Across 4 Campuses: Corey E.S., Emery E.S., Gilbert E.S., Whitaker E.S.
   Date of Completion: Ongoing Contract Amount: $ 2,076,500.00

NOTE: If requested by the City, the bidder shall furnish a certified financial statement, references, and other information sufficiently comprehensive to permit an appraisal of his current financial condition.

Bidder's Signature _____

TO BE SUBMITTED WITH PROPOSAL

BID PROPOSAL

PROJECT NO. JN 509

CERTIFICATE OF NON-DISCRIMINATION BY CONTRACTORS

As suppliers of goods or services to the City, the firm listed below certifies that it does not discriminate in its employment with regard to race, color, religion, sex, or national origin; that it is in compliance with all applicable federal, state, and local directives, and executive orders regarding non-discrimination in employment; and that it agrees to pursue positively and aggressively the principle of equal opportunity in employment.

We agree specifically:

1. To establish or observe employment policies which affirmatively promote opportunities for minority persons at all job levels.

2. To communicate this policy to all persons concerned, including all company employees, outside recruiting services, especially those serving minority communities, and to the minority communities at large.

3. To take affirmative steps to hire minority employees within the company.

FIRM Klassic Engineering & Construction Inc.

TITLE OF PERSON SIGNING C.E.O.

SIGNATURE

DATE 10/4/2022

Please include any additional information available regarding equal opportunity employment programs now in effect within your company:

_____

_____

_____

_____

_____

_____

TO BE SUBMITTED WITH PROPOSAL

BID PROPOSAL

PROJECT NO. JN 509

CERTIFICATION REGARDING DEBARMENT, SUSPENSION, INELIGIBILITY AND VOLUNTARY EXCLUSION – PRIMARY COVERED TRANSACTIONS

(BEFORE COMPLETING CERTIFICATION, READ INSTRUCTIONS ON NEXT PAGE)

The Contractor shall not perform Work with any Subcontractor that has been debarred or suspended pursuant to California Labor Code Section 1777.1 or any other federal or State law providing for the debarment of contractors from public works. The Contractor and Subcontractors shall not be debarred or suspended throughout the duration of the Contract pursuant to Labor Code Section 1777.1 or any other federal or State law providing for the debarment of contractors from public works. If the Contractor or any Subcontractor becomes debarred or suspended during the duration of the Project, the Contractor shall immediately notify the City.

1. The prospective primary participant certifies to the best of its knowledge and belief, that it and its principals:

    a. Are not presently debarred, suspended, proposed for debarment, declared ineligible, or voluntarily excluded from covered transactions by any Federal department or agency;

    b. Have not within a 5-year period preceding this proposal been convicted of or had a civil judgment rendered against them for commission of fraud or a criminal offense in connection with obtaining, attempting to obtain, or performing a public (Federal, State or local) transaction or contract under a public transaction; violation of Federal or State antitrust statutes or commission of embezzlement, theft, forgery, bribery, falsification or destruction of records, making false statement, or receiving stolen property;

    c. Are not presently indicted for or otherwise criminally or civilly charged by a governmental entity (Federal, State or local) with commission of any of the offenses enumerated in paragraph 1b of this certification; and

    d. Have not within a 5-year period preceding this application/proposal had one or more public transactions (Federal, State or local) terminated for cause or default.

2. Where the prospective primary participant is unable to certify to any of the statements in this certification, such prospective participant shall attach an explanation to this proposal.

Signature: _____ Name: Keivan Shirali

Title: C.E.O. Company: Klassic Engineering & Construction Inc.

TO BE SUBMITTED WITH PROPOSAL

CERTIFICATION REGARDING DEBARMENT, SUSPENSION, INELIGIBILITY AND VOLUNTARY EXCLUSION – PRIMARY COVERED TRANSACTIONS (Continued)

INSTRUCTIONS FOR CERTIFICATION

1. By signing and submitting this proposal, the prospective primary participant is providing the certification set out below.

2. The inability of a person to provide the certification required below will not necessarily result in denial of participation in this covered transaction. The prospective participant shall submit an explanation of why it cannot provide the certification set out below. The certification or explanation will be considered in connection with the department or agency's determination whether to enter into this transaction. However, failure of the prospective primary participant to furnish a certification or an explanation shall disqualify such person from participation in this transaction.

3. The certification in this clause is a material representation of fact upon which reliance was placed when the department or agency determined to enter into this transaction. If it is later determined that the prospective primary participant knowingly rendered an erroneous certification, in addition to other remedies available to the Federal Government, the department or agency may terminate this transaction for cause or default.

4. The prospective primary participant shall provide immediate written notice to the department or agency to which this proposal is submitted if at any time the prospective primary participant learns that its certification was erroneous when submitted or has become erroneous by reason of changed circumstances.

5. The terms "covered transaction," "debarred," "suspended," "ineligible," "lower tier covered transaction," "participant," "person," "primary covered transaction," "principal," "proposal," and "voluntarily excluded," as used in this clause, have the meanings set out in the Definitions and Coverage sections of the rules implementing Executive Order 12549. You may contact the department or agency to which this proposal is submitted for assistance in obtaining a copy of those regulations (13 CFR Part 145).

6. The prospective primary participant agrees by submitting this proposal that, should the proposed covered transaction be entered into, it shall not knowingly enter into any lower tier covered transaction with a person who is debarred, suspended, declared ineligible, or voluntarily excluded from participation in this covered transaction, unless authorized by the department or agency entering into this transaction.

7. The prospective primary participant further agrees by submitting this proposal that it will include the clause titled "Certification Regarding Debarment, Suspension, Ineligibility and Voluntary Exclusion--Lower Tier Covered Transactions," provided by the department or agency entering into this covered transaction, without modification, in all lower tier covered transactions and in all solicitations for lower tier covered transactions.

8. A participant in a covered transaction may rely upon a certification of a prospective participant in a lower tier covered transaction that it is not debarred, suspended, ineligible, or voluntarily excluded from the covered transaction, unless it knows that the certification is erroneous. A participant may decide the method and frequency by which it determines the ineligibility of its principals. Each participant may, but is not required to, check the Nonprocurement List.

9. Nothing contained in the foregoing shall be construed to require establishment of a system of records in order to render in good faith the certification required by this clause. The knowledge and information of a participant is not required to exceed that which is normally possessed by a prudent person in the ordinary course of business dealings.

10. Except for transactions authorized under paragraph 6 of these instructions, if a participant in a covered transaction knowingly enters into a lower tier covered transaction with a person who is suspended, debarred, ineligible, or voluntarily excluded from participation in this transaction, in addition to other remedies available to the Federal Government, the department or agency may terminate this transaction for cause or default.

CALIFORNIA JURAT WITH AFFIANT STATEMENT

See Attached Document (notary to cross out lines 1-6 below)
See Statement Below (lines 1-5 to be completed only by document signer[s], not Notary

Signature of document Signer No. 1

A Notary Public or other officer completing this certificate verifies only the identity of the individual who signed the document, to which this certificate is attached, and not the truthfulness, accuracy, or validity of that document.

State of California

County of Orange

Subscribed and sworn to (or affirmed) before me on this
Tuesday, October 04, 2022, by

Keivan Shirali
Proved to me on the basis of satisfactory evidence
To be the person who appeared before me.)

C. JAYASEKERA
Notary Public - California
Orange County
Commission # 2320781
My Comm. Expires Feb 8, 2024

Signature_____
[Signature of Notary Public]

Further Description of Any Attached Documents

Title Or Type of Document: Non-Collusion Affidavit

Document Date: October 4, 2022

Signer(s) other than named above: None

RIGHT THUMBPRINT OF SIGNER #1
Top of thumb here

3419 E. Chapman Ave, Orange, CA 92869 Tel: (714) 799 4800 Fax: (714) 516 9512
Email:Store6961@theupsstore.com

Gardena Fire Station #158

ROOF REPLACEMENT PROJECT,
WATER DAMAGE CEILING REPAIR PHASE, JN 509

1650 W. 162nd Street. Gardena , CA 90247

REVIEWED FOR CODE COMPLIANCE
USING TITLE 15 OF THE GARDENA MUNICIPAL CODE AND THE FOLLOWING:
- ☐ 2019 CALIFORNIA RESIDENTIAL CODE
- ☑ 2019 CALIFORNIA BUILDING CODE
- ☑ 2019 CALIFORNIA ELECTRICAL CODE
- ☑ 2019 CALIFORNIA PLUMBING CODE
- ☑ 2019 CALIFORNIA MECHANICAL CODE
- ☑ 2019 CALIFORNIA ENERGY CODE
- ☑ 2019 CALIFORNIA GREEN BUILDING STANDARDS CODE
- ☑ 2019 CALIFORNIA BUILDING CODE - STRUCTURAL DESIGN PROVISIONS ONLY
- ☐ 2019 CALIFORNIA FIRE CODE
- ☐ OTHER:

COMPLETION OF THIS REVIEW DOES NOT AUTHORIZE CONSTRUCTION TO PROCEED IN VIOLATION OF ANY FEDERAL, STATE OR LOCAL REGULATIONS. STAMPED DOCUMENTS SHALL REMAIN ON THE JOB SITE AT ALL TIMES. ALTERATION OF STAMPED DOCUMENTS IS UNLAWFUL

BY: *Roger Peterson* DATE: *Jul 19, 2022*

CITY OF GARDENA

BID SET
NOT FOR CONSTRUCTION

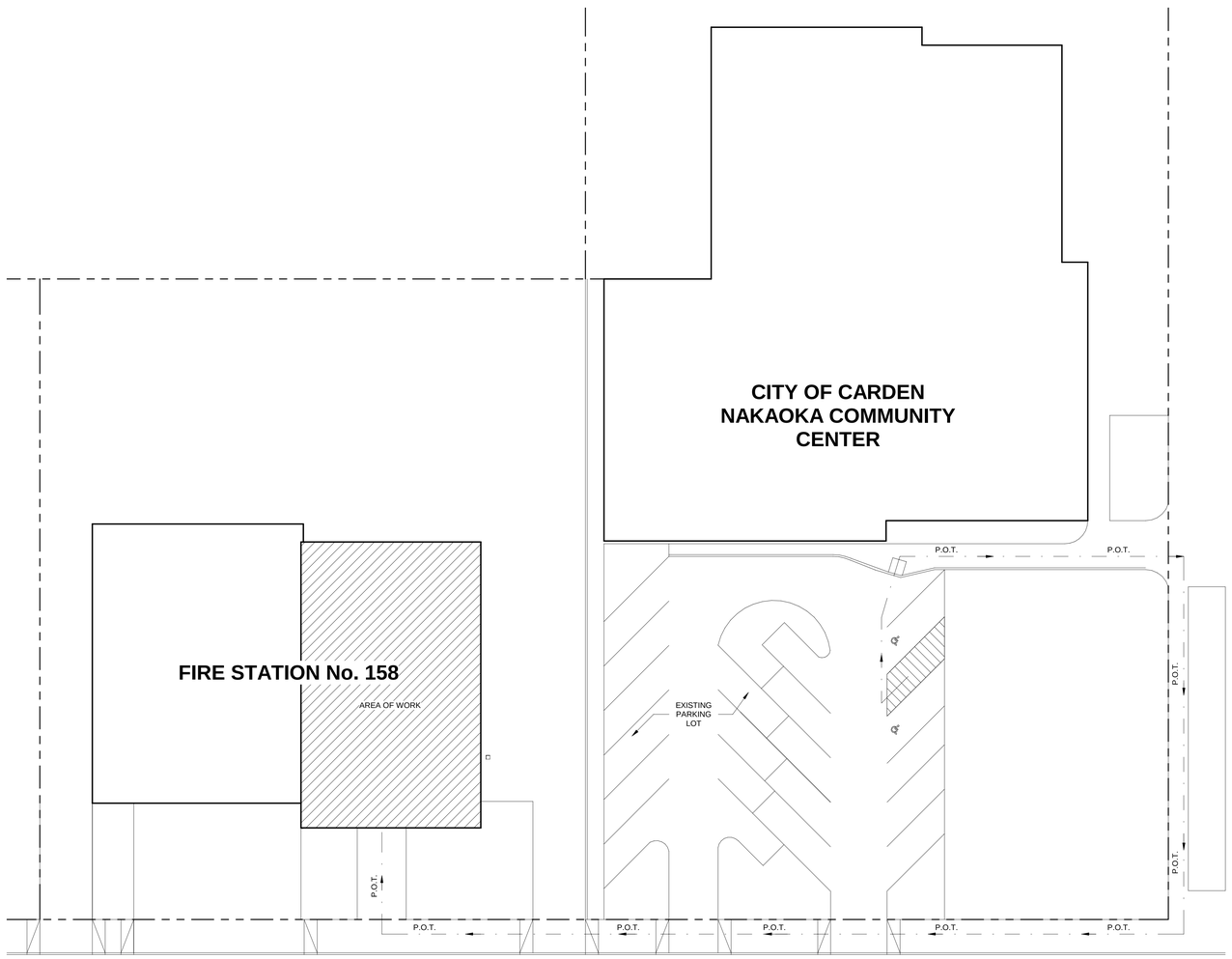

1 SITE PLAN
SCALE: 1/16" = 1'-0"
N

NOTE:
EXISTING PATH OF TRAVEL SHALL NOT EXCEED 2% CROSS SLOPE AND 5% IN DIRECTION OF TRAVEL.

PATH OF TRAVEL LEGEND

4'-0" CLR. — P.O.T. — P.O.T.

THIS SYMBOL INDICATES A 4'-0" WIDE UNOBSTRUCTED, CONTINUOUS ACCESSIBLE ROUTE/ACCEESIBLE PATH OF TRAVEL P.O.T. 5% AT WALKS AND 2% CROSS SLOPE, 2% AT DOOR LANDING. P.O.T. SHALL BE UNOBSTRUCTED AND CONTINUOUS.

APPLICABLE CODES 7

APPLICABLE STATE CODES (AS OF JAN. 1, 2020):

CALIFORNIA BUILDING CODE	2019
CALIFORNIA GREEN BUILDING STANDARDS CODE	2019
CALIFORNIA MECHANICAL CODE	2019
CALIFORNIA ELECTRICAL CODE	2019
CALIFORNIA BUILDING ENERGY EFFICIENCY STANDARDS	2019

FEDERAL STANDARDS
ADA STANDARDS 2010

DEFERRED APPROVALS
FIRE SPRINKLERS
ALARM SYSTEM

SHEET INDEX

A0	TITLE SHEET, SITE PLAN, & NOTES
A1	BASEMENT DEMOLITION LIGHTING PLAN & RENOVATION PLAN
A2	1st FLOOR DEMOLITION LIGHTING PLAN
A3	1st FLOOR RENOVATION LIGHTING PLAN
A4	2nd FLOOR DEMOLITION LIGHTING PLAN
A5	2nd FLOOR RENOVATION LIGHTING PLAN
A6	ROOF PLAN
A7	SECTIONS
A8	ARCHITECTURAL DETAILS
CG1	CALGREEN-NON RESIDENTIAL
CG2	CALGREEN-NON RESIDENTIAL
CG3	CALGREEN-NON RESIDENTIAL
E0.1	SIMBOL LIST, SHEET INDEX, AND PROJECT NOTE
E0.2	NEW FIXTURE SCHEDULE, DETAILS, AND TITLE 24 COMPLIANCE FORMS
E0.3	TITLE 24 COMPLIANCE FORMS
E1.1	BASEMENT DEMOLITION AND NEW LIGHTING PLAN
E2.1	1st FLOOR DEMOLITION LIGHTING PLAN
E2.2	1st FLOOR LIGHTING PLAN
E3.1	2nd FLOOR DEMOLITION LIGHTING PLAN
E3.2	2nd FLOOR LIGHTING PLAN
E4.1	ROOF POWER PLAN
E5.1	EXISTING WIRING DIAGRAMS AND PANEL SCHEDULES
E5.2	EXISTING WIRING DIAGRAMS AND PANEL SCHEDULES
E5.3	1st FLOOR LIGHTING CONTROL PLAN
E5.4	2nd FLOOR LIGHTING CONTROL PLAN
E5.5	DETAILS CONTROLS
E5.6	DETAILS CONTROLS

GENERAL NOTES 8

1. CONTRACTOR SHALL VERIFY ALL EXISTING CONDITIONS AND DIMENSIONS PRIOR TO COMMENCING WORK, REPORTING ANY DISCREPANCIES TO THE DESIGNER.
2. WRITTEN DIMENSIONS SHALL HAVE PRECEDENCE OVER SCALED DIMENSIONS ON THE DRAWINGS.
3. GENERAL CONTRACTOR TO BE RESPONSIBLE FOR ALL DEMOLITION IN PREPARATION FOR NEW WORK.
4. PATCH, RESTORE, AND REFINISH ALL AREAS DAMAGED BY THE CONSTRUCTION WORK AND DEMOLITION.
5. REPAIR ALL TRANSITIONAL AREAS BETWEEN EXISTING AND NEW WORK DUE TO DEMOLITION.
6. PROTECT EXISTING CONSTRUCTION FINISHES, ADJACENT PROPERTY, PLANTING, AND TREES. PROTECT THE WORK FROM RAIN AND OTHER NATURAL ELEMENTS. REPAIR, REFINISH, OR REPLACE ANY ITEMS DAMAGED DURING CONSTRUCTION.
7. NEW AND EXISTING WALLS/CEILING SURFACES SHALL BE PAINTED WHERE NOTED. SCRAPE, SAND, AND REMOVE ALL EXISTING LOOSE PAINT PER MANUFACTURER'S SPEC. AND PREPARE SURFACES FOR NEW PRIMER & PAINT. THE CONTRACTOR SHALL BE AWARE OF THE LEAD-BASED REPORT INCLUDED IN THE SPECIFICATIONS AND INCLUDE THE REMEDIATION AS DIRECTED.
8. COORDINATE W/ ENGINEER PRIOR TO DEMOLITION FOR ITEMS TO BE SALVAGED.
9. UTILITY SERVICES: CONTRACTORS AND SUB-CONTRACTORS SHALL CONFIRM LOCATIONS OF UTILITIES AND NOTIFY ALL PERSONS WORKING ON SITE OF EXISTING UTILITIES. THE CONTRACTOR SHALL LOCATE AND IDENTIFY ACTIVE UTILITY SERVICES AND TEMPORARY DE-ACTIVATE THEM WHEN THEY CONSTITUTE A HAZARD. LOCATION OF GAS, ELECTRIC, AND WATER METERS TO CONFORM WITH UTILITY COMPANY REQUIREMENTS.
10. REGARDING DEMOLITION, CAP ALL EXISTING UTILITIES & PREPARE FOR NEW WORK AS REQUIRED.
11. CONTRACTOR SHALL PROVIDE A TEMPORARY TOILET IN ACCORDANCE WITH LOCAL ORDINANCES IF NO EXISTING TOILET IS AVAILABLE ON SITE.
12. THE CONTRACTOR IS RESPONSIBLE FOR COMPLYING WITH ALL GOVERNING BLDG. CODES AND CITY ORDINANCES.
13. CONTRACTOR SHALL BE AWARE OF THE ASBESTOS & LEAD CONTAINING MATERIALS REPORT IN THE SPECIFICATIONS AND INCLUDE THE REMEDIATION AS DIRECTED.
14. CONTRACTOR TO REMOVE ALL ABANDONE CONDUITS, ELECTRICAL POWER WIRES, DATA, AND LOW VOLTAGE.
15. CONTRACTOR TO INSTALL CONDUITS, WIRES, SENSORS, PANELS, AND ALL NECESSARY ITEMS FOR INSTALLATION OF SMOKE ALARM SYSTEM.
16. ALL WORK SHALL BE PERFORMED UNDER BUILDING PERMITS BY THECITY AND COORDINATED WITH THE CITY'S PUBLIC WORKS INSPECTOR PRIOR TO START OF THE CONSTRUCTION.
17. CONTRACTOR TO CLEAN HVAC DUCTS AND PROTECT DUCTS FROM DUST DURING CONSTRUCTION WORK.

ABBREVIATIONS 9

&	AND	I.D.	INSIDE DIAMETER
∠	ANGLE	INSUL	INSULATION
@	AT	INT	INTERIOR
℄	CENTERLINE	JAN	JANITOR
ϕ	DIAMETER OR ROUND	JT	JOINT
⊥	PERPENDICULAR	KIT	KITCHEN
#	POUND OR NUMBER	LAM	LAMINATE
ACC.	ACCESSIBLE	LAV	LAVATORY
A/C	AIR CONDITIONING	LT	LIGHT
ACOUS.	ACOUSTICAL	MAX	MAXIMUM
A.D.	AREA DRAIN	M.C.	MEDICINE CABINET
ADJ.	ADJUSTABLE	MECH	MECHANICAL
AL.	ALUMINUM	MEMB	MEMBRANE
APPROX.	APPROXIMATE	MTL	METAL
ARCH.	ARCHITECTURAL	MFR	MANUFACTURER
ASPH.	ASPHALT	MIN	MINIMUM
A.T.	ACOUSTICAL TILE	MISC	MISCELLANEOUS
BD.	BOARD	M.O.	MASONRY OPENING
BITUM.	BITUMINOUS	MTD	MOUNTED
BLDG.	BUILDING	MRG	MOISTURE RESISTANT-
BLK	BLOCK	GYP.BD.	GYPSUM BOARD
BM	BEAM	MUL	MULLION
BOT	BOTTOM	MWO	MICROWAVE OVEN
CAB	CABINET	N	NORTH
C.B.	CATCH BASIN	N.I.C.	NOT IN CONTRACT
CEM	CEMENT	NO.	NUMBER
CER	CERAMIC	NOM	NOMINAL
C.I.	CAST IRON	N.T.S.	NOT TO SCALE
CLG.	CEILING	O/	OVER
CLKG	CALKING	OBS	OBSCURE
CLR.	CLEAR	O.C.	ON CENTER
CMU	CONCRETE MASONRY UNIT	O.D.	OUTSIDE DIAMETER
COL.	COLUMN	OFF.	OFFICE
CONC.	CONCRETE	OPNG	OPENING
CONN.	CONNECTION	OPP	OPPOSITE
CONST.	CONSTRUCTION	PRCST	PRECAST
CONT.	CONTINUOUS	PL	PLATE
C.T.	CERAMIC TILE	P. LAM.	PLASTIC LAMINATE
CTR	CENTER	PLAS	PLASTER
DBL	DOUBLE	PLYWD	PLYWOOD
DEPT.	DEPARTMENT	PR	PAIR
D.F.	DRINKING FOUNTAIN	PT	POINT
DIA.	DIAMETER	Q.T.	QUARRY TILE
DET	DETAIL	R	RISER
DIM	DIMENSION	RAD	RADIUS
DISP	DISPENSER	R.D.	ROOF DRAIN
DN	DOWN	REF	REFERENCE
DR	DOOR	REFR	REFRIGERATOR
DS	DOWNSPOUT	REINF	REINFORCED
DWG	DRAWING	REQ	REQUIRED
E	EAST	RESIL	RESILIENT
EA.	EACH	RM	ROOM
EL	ELEVATION	R.O.	ROUGH OPENING
ELEC	ELECTRICAL	RWD	REDWOOD
ELEV	ELEVATOR	S	SOUTH
EMER	EMERGENCY	SC	SOLID CORE
ENCL	ENCLOSURE	SCHED	SCHEDULE
EQ	EQUAL	SECT	SECTION
EQPT	EQUIPMENT	SH	SHELF
(E) OR EXIST	EXISTING	SHR	SHOWER
EXPO	EXPOSED	SHT	SHEET
EXP	EXPANSION	SIM	SIMILAR
E.J.	EXPANSION JOINT	SPEC	SPECIFICATION
EXT	EXTERIOR	SQ	SQUARE
F.A.	FIRE ALARM	S.STL.	STAINLESS STEEL
F.D.	FLOOR DRAIN	S.SK.	SERVICE SINK
FND	FOUNDATION	STA	STATION
F.E.	FIRE EXTINGUISHER	STD	STANDARD
F.E.C.	FIRE EXTINGUISHER CABINET	STL	STEEL
FIN	FINISH	STOR	STORAGE
FL	FLOOR	STRUC	STRUCTURAL
FLASH	FLASHING	SUSP	SUSPENDED
FLUOR	FLUORESCENT	SYM	SYMMETRICAL
F.O.C.	FACE OF CONCRETE	TRD	TREAD
F.O.F.	FACE OF FINISH	T.B.	TOWEL BAR
F.O.S.	FACE OF STUD	T.C.	TOP OF CURB
FPRF	FIREPROOF	TEL	TELEPHONE
FT	FOOT OR FEET	T&G	TONGUE AND GROOVE
FTG	FOOTING	THK	THICK
FURR	FURRING	T.P.	TOP OF PAVEMENT
GA	GAUGE	TV	TELEVISION
GALV	GALVANIZED	T.W.	TOP OF WALL
G.D.	GARBAGE DISPOSAL	TYP.	TYPICAL
G.I.	GALVANIZED IRON	UNF	UNFINISHED
GL	GLASS	U.N.O.	UNLESS OTHERWISE NOTED
GND	GROUND	UR	URINAL
GR	GRADE	VERT	VERTICAL
GYP.	GYPSUM	VEST	VESTIBULE
H.B.	HOSE BIB	W	WEST
H.C.	HOLLOW CORE	W/	WITH
HDWD	HARDWOOD	W.C.	WATER CLOSET
HDWE	HARDWARE	WD	WOOD
HM	HOLLOW METAL	W/O	WITHOUT
HORIZ	HORIZONTAL	WP	WATERPROOF
HR	HOUR	WSCT	WAINSCOT
HT	HEIGHT	WT	WEIGHT
		W.I.	WROUGHT IRON

BUILDING DATA 2

LEGAL DESCRIPTION:

APN:	6105-004-901
TYPE OF OCCUPANCY:	B, R-2, S-2
TYPE OF CONSTRUCTION:	I-B, V (OFFICES)
FIRE SPRINKLER:	BASEMENT ONLY
NO. OF STORIES:	3

FLOOR AREAS:

EXISTING BASEMENT REPAIR FLOOR AREA:	284 SF
EXISTING 1st REPAIR FLOOR AREA:	3,275 SF
EXISTING 2nd FLOOR AREA:	5,985 SF
TOTAL REPAIR AREA:	**9,544 SF**

PROJECT DIRECTORY 3

OWNER
CITY OF GARDENA OCCUPIED BY LA FIRE
1650 W. 162ND STREET
GARDENA CA, 90247
CONTACT: KEVIN KWAK
E: KKWAK@CITYOFGARDENA.ORG
T: 310.217.9643

ARCHITECT
BOA ARCHITECTURE
1511 COTA AVENUE
LONG BEACH, CA 90813
CONTACT: LEO ARTEAGA
E:LEO.ARTEAGA@BOAARCHITECTURE.COM
T: 562-912-7900

MECHANICAL AND ELECTRICAL ENGINEER
ENGINEER: MY ENGINEERING
CONTACT: JOSEPH L. MCDOWELL
E:JOESEPH.MCDOWELL@MYENGINEERINGINC.COM
T: (626) 337-1965, (626) 308-1268, EXT 106

SCOPE OF WORK 4

1. REPLACEMENT OF EXISTING SUSPENDED CEILING SYSTEM & SELECTED EXISTING HARD CEILING DUE TO WATER DAMAGE.
2. REPLACE OF EXISTING INTERIOR AND EXTERIOR LIGHT FIXTURES WITH NEW LED TYPE AT SELECTED AREAS.
3. NEW DUCTS TO EXTEND EXISTING HVAC DUCTS TO ACCOMMODATE NEW SUSPENDED CEILING LAYOUT PLACEMENT OF REGISTERS .
4. REPLACEMENT OF 4 EXISTING EXHAUST FANS LOCATED AT ROOF WITH SAME TYPE AND AT SAME LOCATION.
5. THERE WILL BE NO ADDED SQUARE FOOTAGE OR WORK TO THE EXTERIOR OF THE BUILDING.

NOTE:
ALL FIRE SPRINKLERS, STROBES AND ALARMS SHALL BE A DEFFERRED SUBMITAL.

VICINITY MAP 5

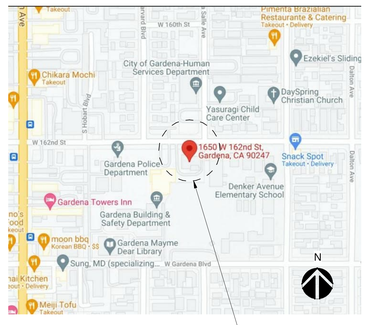

SYMBOL LEGEND

SCALE: 6" = 1'-0" 6

- P.O.T. (ACCESSIBLE PATH OF TRAVEL)
- DETAIL NUMBER / SHEET NUMBER
- SECTION LETTER / SHEET NUMBER
- ELEVATION LETTER / ELEVATION NUMBER / SHEET NUMBER
- ROOM NAME / ROOM NUMBER
- DOOR NUMBER
- RENOVATION KEYNOTE
- DEMOLITION KEYNOTE
- FINISH KEYNOTE

These drawings and accompanying, as instruments of service, are the exclusive property of the Architect and their use and publication shall be restricted to the original site for which they were prepared. Re-use, reproduction or publication by any method, in whole or part, is prohibited by written permission from the Architect. Title to these plans and specifications shall remain with the Architect without prejudice, and visual with them shall constitute prima facie evidence of acceptance of these restrictions.

G:\Project Files\3946 Gardena Fire Station #158 Replace Ceiling\01 Drawings\01 Revit\Gardena Fire Station 158_detached.rvt
6/28/2022 2:51:06 PM

BOA Architecture Interiors Planning
1511 Cota Ave. Long Beach, CA 90813 Tel. 562 - 912 - 7900

GARDENA FIRE STATION 158
ROOF REPLACEMENT PROJECT, WATER DAMAGE CILING REPAIR PHASE JN 509
1650 W. 162nd Street. Gardena , CA 90247

No.	Date	Revision	By	Ck

Designer: LA
CAD Draft: JZ
Architect: LOK
Engineer:
Client: COUNTY OF LA
Date Issue: 6 - 28 - 2022
Job Number: 2946

Client: CITY OF GARDENA DEPARTMENT OF PUBLIC WORKS - ENGINEERING

Consultant:

LICENSED ARCHITECT
Edward Lok Ng
C-16840
REN:11/30/23
STATE OF CALIFORNIA

- TITLE SHEET, SITE
- PLAN, & NOTES
-

CITY DWG #: 5 - 2607

A0

DEMOLITION NOTES

1. CAP ALL EXISTING UTILITIES & PREPARE FOR NEW WORK AS REQUIRED.
2. PROVIDE ALL LABOR, MATERIAL, AND EQUIPMENT NECESSARY TO COMPLETE DEMOLITION WORK AS INDICATED ON DRAWINGS AND SPECIFICATIONS AND AS REQUIRED TO ACCOMMODATE NEW CONSTRUCTION.
3. PATCH, REPAIR, AND RESTORE ALL AREAS DAMAGED BY THE CONSTRUCTION WORK AND DEMOLITION TO MATCH CONDITION OF ADJACENT UNDISTURBED SURFACES.
4. REMOVE FROM THE SITE ALL MATERIAL RESULTING FROM THE DEMOLITION WORK IN SUCH A MANNER AS TO AVOID CREATING A NUISANCE. DISPOSE OF ALL MATERIALS FROM THE SITE ON A DAILY BASIS AT NO ADDITIONAL COST TO THE OWNER.
5. DISPOSE OF ALL MATERIAL RESULTING FROM THE DEMOLITION WORK IN ACCORDANCE WITH ALL APPLICABLE LAWS AND REGULATIONS, INCLUDING THOSE GOVERNING NOISE, DUST, AND DIRT CONTROL; DISPOSAL OF HAZARDOUS MATERIALS; AND REQUIREMENTS OF THE LOCAL AIR QUALITY MANAGEMENT DISTRICT.
6. CONTRACTOR TO PROVIDE REMEDIATION AS DIRECTED BY THE CLARK SEIF CLARK, INC REVISED REPORT DATED DECEMBER 09, 2021 FOR ASBESTOS, LEAD-BASED PAINT, AND FUNGAL. SEE SPECIFICATIONS FOR ADDITIONAL INFORMATION.

RENOVATION NOTES

1. ELECTRICAL / MECHANICAL EQUIPMENT AND DEVICES: REINSTALL AND PROPERLY RECONNECT EXISTING DUCTWORK; SWITCHES; THERMOSTATS; AND OTHER EXISTING ELEC./MECH., EQUIPMENT AND DEVICES REMOVED DURING THE WORK BUT NOT INDICATED TO BE REMOVED. REINSTALL ONLY EQUIPMENT AND DEVICES THAT ARE IN GOOD CONDITION. DISCARD EQUIPMENT AND DEVICES THAT ARE NOT IN CONDITION AT LEAST AS GOOD AS EXISTED BEFORE REMOVAL, AND PROVIDE NEW EQUIVALENT EQUIPMENT AND DEVICES. NEW EQUIPMENT AND DEVICES SHALL EXACTLY MATCH THOSE REMOVED IN TYPE, SIZE, FINISH, CONFIGURATION , AND OPERATING CHARACTERISTICS, UNLESS NOTED OTHERWISE. ALL INSTALLATION SHALL MEET CURRENT BUILDING CODE.
2. PROVIDE NEW MATERIALS TO MATCH EXISTING UNDISTURBED WORK FOR CLOSING OF OPENINGS, REPAIRS, AND RENOVATION. NEW FINISH MATERIALS AND SUBSTRATES TO MATCH EXISTING SHALL BE THE SAME TYPES, SIZES, QUALITIES, AND COLORS AS EXISTING ADJACENT MATERIAL. REPAIR ALL DAMAGED OR DEFACED FLOOR, WALL, AND CEILING FINISHES ASSOCIATED WITH THESE ALTERATIONS.
3. WHERE EXISTING PLUMBING VENT PIPES ARE REMOVED OR ROOF EQUIPMENT FROM THE ROOF AND NEW ONES ARE INSTALLED THE CONTRACTOR SHALL PATCH AND REPAIR THE ROOF FOR WATERPROOFING. THE PATCHING AND REPAIR SHALL BE DONE USING A SUB-CONTRACTOR EXPERIENCED WITH ROOFING IN GENERAL AND ROOFING REPAIRS.
4. FLOOR COVERING MATERIALS SHALL COMPLY WITH ASTM STANDARD E 648, AND HAVING A SPECIFIC OPTICAL DENSITY SMOKE RATING NOT TO EXCEED 450 PER ASTM E 662. CBC 804.4
5. CONTRACTOR TO PROVIDE A LEVEL 4 FINISH MINIMUM AT EXISTING WALL & CEILING DRYWALL THAT REQUIRE REPAIR AND TO MATCH ADJACENT FINISHES.

FINISH MATERIAL NOTES

1. UNLESS SPECIFICALLY INDICATED OTHERWISE, PRODUCTS SCHEDULED INDICATE QUALITY STANDARD REQUIRED, BUT ARE NOT INTENDED TO LIMIT COMPETITION. LISTED COLORS AND FINISHES ESTABLISH COLOR AND FINISH REQUIRED. APPROVED EQUAL PRODUCTS MAY BE SUBMITTED FOR OWNER REPRESENTATIVE'S REVIEW AND APPROVAL. CONTRACTOR MAY REQUEST APPROVAL FROM OWNER TO USE OR SUBSTITUTE ENVIRONMENTALLY PREFERABLE PRODUCTS AND RECYCLED PRODUCTS.
2. COLORS AND FINISHES SHALL MATCH SAMPLES AVAILABLE FOR VIEW BY CONTRACTOR AT OWNER REPRESENTATIVE'S PROJECT SITE OFFICE. ARCHITECT IS SOLE JUDGE OF COLOR AND FINISH MATCH.
3. WHERE "MATCH EXISTING" IS INDICATED, PROVIDE NEW MATERIAL AS NECESSARY TO PATCH OR EXTEND EXISTING MATERIAL. UNLESS AN EXCEPTION IS SPECIFICALLY NOTED, NEW MATERIAL SHALL MATCH EXISTING IN TYPE, MATERIAL, SIZE, THICKNESS, COLOR, AND PATTERN.
4. WHERE CONTRACT DOCUMENTS REQUIRE COLOR MATCH, BUT EXISTING COLOR'S NAME IS UNKNOWN, MATCH COLORS AS NEARLY AS PRACTICABLE BY FIELD COMPARISON. ARCHITECT IS SOLE JUDGE OF COLOR MATCH ACCURACY. MISMATCHED COLORS WHERE MATCH IS REQUIRED WILL BE REJECTED.
5. CONTRACTOR IS RESPONSIBLE FOR INSTALLING EXISTING OR NEW DUCTS AND NEW LIGHT FIXTURES AND GETTING ACCESS AT THE CEILING SPACE AND TO REPAIR, PATCH IMPACTED CEILING DRYWALL/PLASTER/ AND FINISHES. AS REQUIRED TO COMPLETE THE WORK PER THE RENOVATION PLAN.

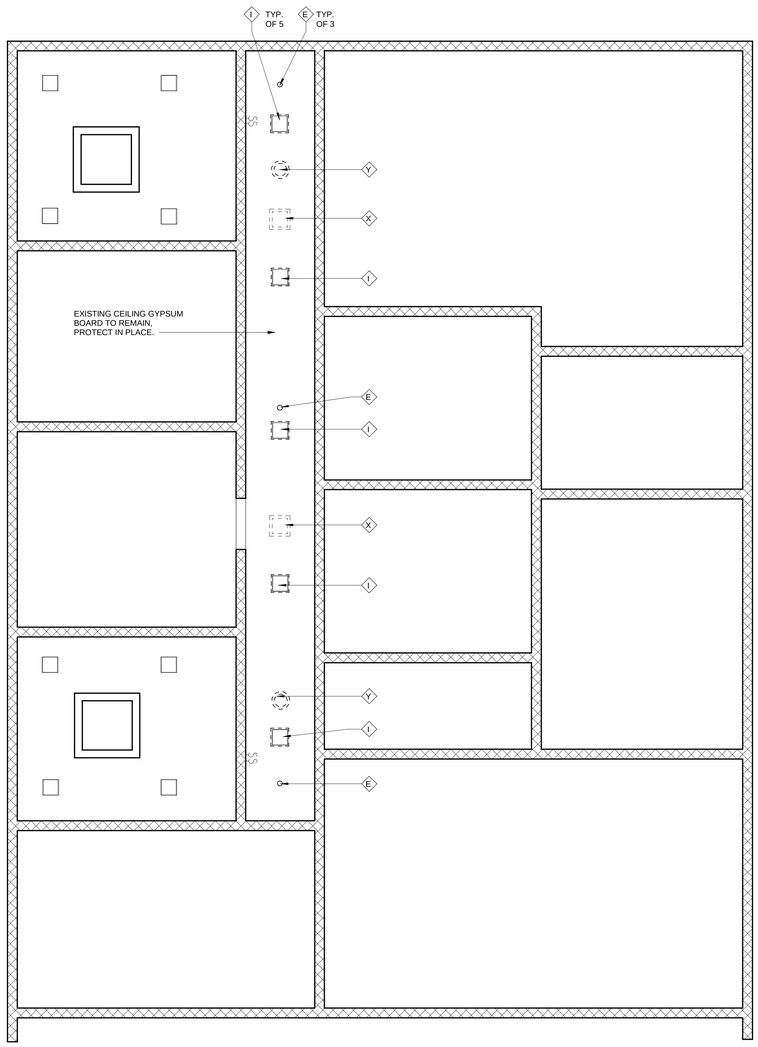

NOTE: REMOVE ALL NON USE CONDUCTORS.

1 BASEMENT - DEMOLITION LIGHTING PLAN
SCALE: 1/4" = 1'-0"

N

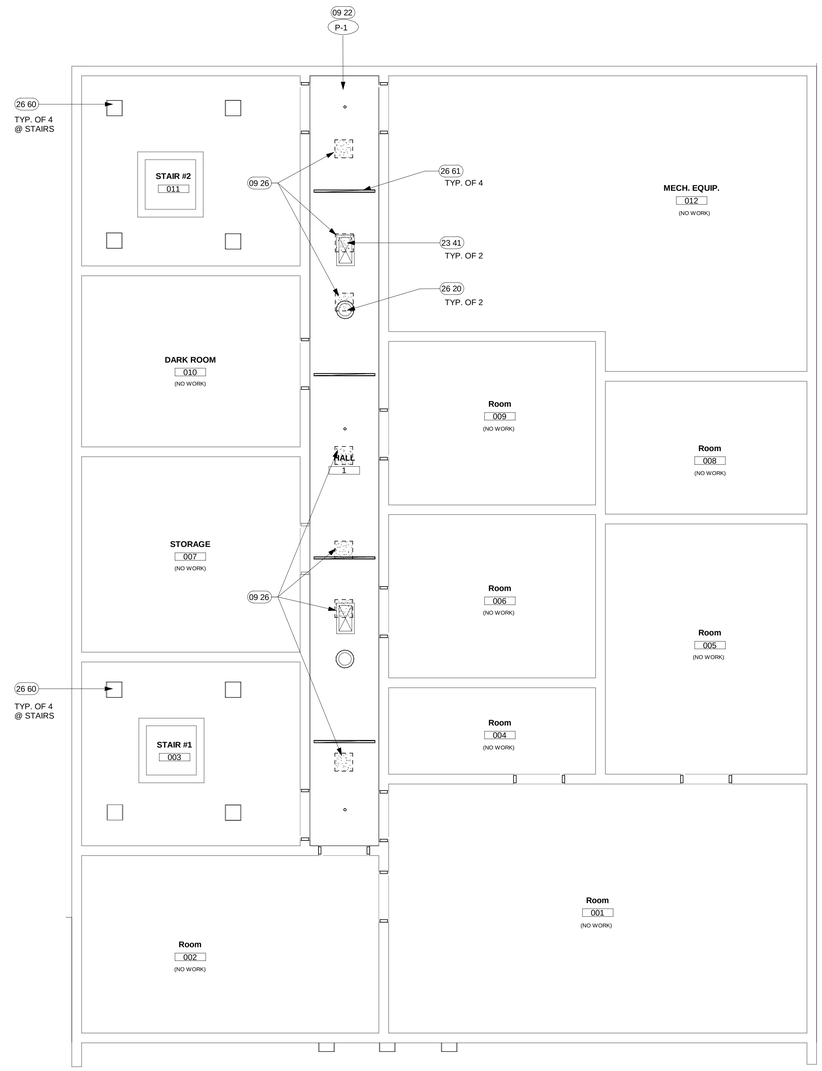

NOTE:
- CONTRACTOR IS RESPONSIBLE FOR INTALLING NEW DUCTS AND NEW LIGHT FIXTURES AT CEILING/WALL AND GETTING ACCESS AT THE ATTIC CEILING SPACE FOR INSTALLATION AND TO PATCH AND REPAIR IMPACTED CEILING DRYWALL/PLASTER/ AND FINISHES TO MATCH EXISTING.
- CONTRACTOR TO PROVIDE NEW GYP BOARD TO MATCH ADJACENT CEILING FINISH AT LOCATIONS TO DEMO LIGHT FIXTURES AND HVAC REGISTERS. SEE FINISH MATERIAL SCHEDULE ON SHEET A8.
- CONTRACTOR SHALL BE AWARE OF THE ASBESTOS & LEAD CONTAINING MATERIALS REPORT IN THE SPECIFICATIONS AND INCLUDE THE REMEDIATIONS AS DIRECTED.

2 BASEMENT - RENOVATION LIGHTING PLAN
SCALE: 1/4" = 1'-0"

N

DEMOLITION KEYNOTES

E	PROTECT EXISTING FIRE SPRINKLER.
I	REMOVE EXISTING LIGHT FIXTURES AT CEILING AND PREPARE FOR NEW WORK. SEE ELECTRICAL DRAWINGS FOR ADDITIONAL INFORMATION.
X	RELOCATE EXISTING RETURN & SUPPLY DUCTS AND PROVIDE NEW REGISTERS. SEE RENOVATION PLAN FOR NEW LOCATIONS. SEE MECHANICAL DRAWINGS FOR ADDITIONAL INFORMATION.
Y	REMOVE EXISTING ALERT SYSTEM SPEAKER AND PREPARE FOR NEW WORK.

RENOVATION KEYNOTES

09 22	EXISTING CEILING GYP BOARD TO REMAIN AND PROTECT IN PLACE, CLEAN AND PAINT PER RENOVATION PLAN. SEE ASBESTOS/LEAD PAINT REPORT FOR ABATEMENT.
09 26	NEW 5/8" TYPE "X" GYP. BD. OVER EXISTING FRAMING TO PROVIDE FLUSH TRANSITION.
23 41	NEW SUPPLY/VENT GRILLE, RE-ROUTE, EXTEND, AND RE-CONNECT EXISTING DUCTS AS REQUIRED TO NEW LOCATION OR PROVIDE NEW DUCTS AS NEEDED. SEE MECHANICAL DRAWINGS FOR DUCTWORK AND ADDITIONAL INFORMATION.
26 20	PROVIDE NEW SPEAKER ASSEMBLY FLUSH IN HARD CEILING AND ACCOUSTICAL CEILING. PROVIDE ALL NECESSARY HARDWARE, CONDUITS, CABLES, & J-BOX. SEE ELECTRICAL DRAWINGS FOR ADDITIONAL INFORMATION.
26 60	NEW SURFACE MOUNTED LED LIGHT FIXTURE. SEE ELECTRICAL DRAWINGS FOR ADDITIONAL INFORMATION.
26 61	NEW LINEAR SURFACE MOUNTED LED LIGHT FIXTURE. SEE ELECTRICAL DRAWINGS FOR ADDITIONAL INFORMATION.

BID SET
NOT FOR CONSTRUCTION

REVIEWED
FOR
CODE COMPLIANCE
Jul 19, 2022
CITY OF GARDENA

WALL TYPE LEGEND

EXISTING 2x6 WALL TO REMAIN, PROTECT IN PLACE, PATCH AND REPAIR TO MATCH EXISTING FINISHES WHERE DAMAGED BY DEMOLITION.

SYMBOL LEGEND

- REMOVE EXISTING CEILING TILES AND GRID SYSTEM
- REMOVE EXISTING CEILING GYP BOARD AND GLUE-ON CEILING TILES WHERE APPLICABLE
- 5/8" HIGH IMPACT GYP BOARD AND MATCH ADJACENT FINISH & PAINT.
- NEW 2'x4' CEILING TILES AND GRIDS

FIXTURE LEGEND

MARK	DESCRIPTION
$	SWITCH
	CONV. OUTLET
GFI	CONV. OUTLET W/ GFI
	QUADPLEX OUTLET
	6" RECESS MOUNTED LED DOWNLIGHT FIXTURE
	NEW WALL MOUNTED LED DOWNLIGHT FIXTURE
	2.64"x48" RECESS MTD. LED LINEAR LIGHT FIXTURE
	2.64"x36" RECESS MTD. LED LINEAR LIGHT FIXTURE
	12"X12" RECESSED LIGHT
	12"X12" HVAC REGISTER
	12"X24" HVAC REGISTER
	12"X24" HVAC SUPPLY DIFFUSER

BOA Architecture Interiors Planning
1511 Cota Ave. Long Beach, CA 90813 Tel. 562 - 912 - 7900

GARDENA FIRE STATION 158
ROOF REPLACEMENT PROJECT, WATER DAMAGE CILING REPAIR PHASE JN 509
1650 W. 162nd Street. Gardena , CA 90247

No.	Date	Revision	By	Ck

Designer: LA
CAD Draft: JZ
Architect: LOK
Engineer:
Client: COUNTY OF LA
Date Issue: 6 - 28 - 2022
Job Number: 2946

Client:
CITY OF GARDENA
DEPARTMENT OF PUBLIC WORKS - ENGINEERING

Consultant:

LICENSED ARCHITECT
Edward Lok Ng
C-16840
REN:11/30/23
STATE OF CALIFORNIA

- BASEMENT
- DEMOLITION
- LIGHTING PLAN & RENOVATION PLAN

CITY DWG #: 5 - 2607

A1

These drawings and accompanying, as instruments of service, are the exclusive property of the Architect and their use and publication shall be restricted to the original site for which they were prepared. Re-use, reproduction or publication by any method, in whole or part, is prohibited by written permission from the Architect. Title to these plans and specifications shall remain with the Architect without prejudice, and visual with them shall constitute prima facie evidence of acceptance of these restrictions.

G:\Project Files\2946 Gardena Fire Station #158 Replace Ceiling\0-Drawings\01-Revit\Gardena Fire Station 158_detached.rvt
6/28/2022 2:51:07 PM

These drawings and accompanying, as instruments of service, are the exclusive property of the Architect and their use and publication shall be restricted to the original site for which they were prepared. Re-use, reproduction or publication by any method, in whole or part, is prohibited by written permission from the Architect. Title to these plans and specifications shall remain with the Architect without prejudice, and visual with them shall constitute prima facie evedence of acceptance of these restrictions.

C:\Project Files\2946 Gardena Fire Station #158 Replace Ceiling\01-Drawings\01-Revit\Gardena Fire Station 158_detached.rvt
6/28/2022 2:51:08 PM

DEMOLITION KEYNOTES

BB	REMOVE EXISTING ILLUMINATED EXIT SIGN AND PREPARE FOR NEW TYPE AT SAME LOCATION.
I	REMOVE EXISTING LIGHT FIXTURES AT CEILING AND PREPARE FOR NEW WORK. SEE ELECTRICAL DRAWINGS FOR ADDITIONAL INFORMATION.
J	REMOVE EXISTING OUTDOOR LIGHT FIXTURES AT CEILING AND PREPARE FOR NEW WORK. SEE ELECTRICAL DRAWINGS FOR ADDITIONAL INFORMATION.
Q	REMOVE ACCOUSTIC CEILING TILES AND GRID SYSTEM. PREPARE AREA FOR NEW WORK.
X	RELOCATE EXISTING RETURN & SUPPLY DUCTS AND PROVIDE NEW REGISTERS. SEE RENOVATION PLAN FOR NEW LOCATIONS. SEE MECHANICAL DRAWINGS FOR ADDITIONAL INFORMATION.
Y	REMOVE EXISTING ALERT SYSTEM SPEAKER AND PREPARE FOR NEW WORK.

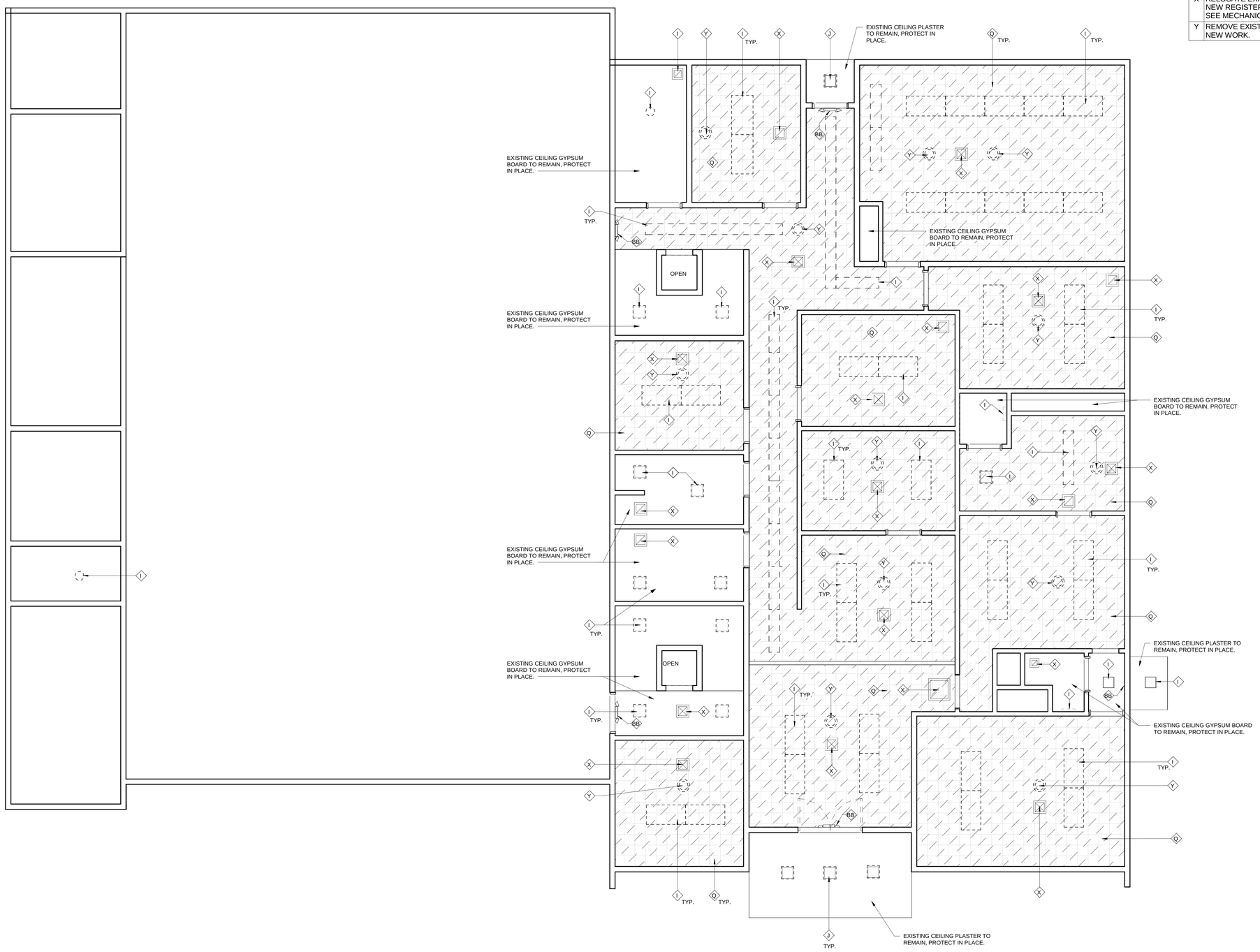

NOTE: REMOVE ALL NON USE CONDUCTORS.

1 1ST FLOOR - DEMOLITION LIGHTING PLAN

SCALE: 1/4" = 1'-0"

N

BID SET
NOT FOR CONSTRUCTION

REVIEWED
FOR
CODE COMPLIANCE
Jul 19, 2022
CITY OF GARDENA

BOA Architecture Interiors Planning
1511 Cota Ave. Long Beach, CA 90813 Tel. 562-912-7900

GARDENA FIRE STATION 158

ROOF REPLACEMENT PROJECT, WATER DAMAGE CILING REPAIR PHASE JN 509
1650 W. 162nd Street. Gardena , CA 90247

No.	Date	Revision	By	Ck

Designer: Designer
CAD Draft: Author
Architect: Checker
Engineer:
Client: COUNTY OF LA
Date Issue: 6-28-2022
Job Number: 2946

Client:
CITY OF GARDENA
DEPARTMENT OF PUBLIC WORKS - ENGINEERING

Consultant:

LICENSED ARCHITECT
Edward Lok Ng
C-16840
REN:11/30/23
STATE OF CALIFORNIA

- 1st FLOOR
- DEMOLITION
- LIGHTING PLAN

CITY DWG #: 5-2607

A2

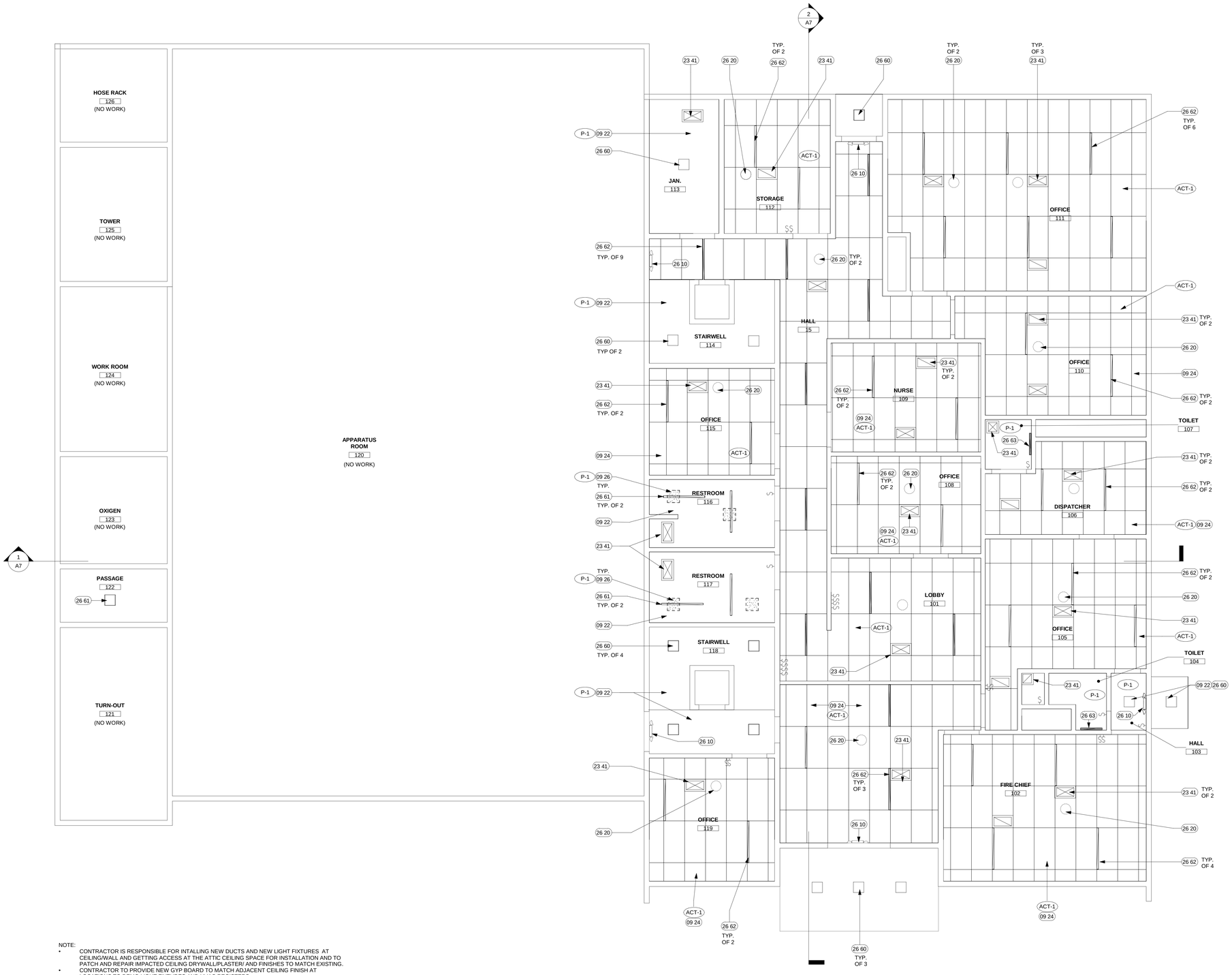

NOTE:

- CONTRACTOR IS RESPONSIBLE FOR INTALLING NEW DUCTS AND NEW LIGHT FIXTURES AT CEILING/WALL AND GETTING ACCESS AT THE ATTIC CEILING SPACE FOR INSTALLATION AND TO PATCH AND REPAIR IMPACTED CEILING DRYWALL/PLASTER/ AND FINISHES TO MATCH EXISTING.
- CONTRACTOR TO PROVIDE NEW GYP BOARD TO MATCH ADJACENT CEILING FINISH AT LOCATIONS TO DEMO LIGHT FIXTURES AND HVAC REGISTERS.

1 1ST FLOOR - RENOVATION LIGHTING PLAN

SCALE: 1/4" = 1'-0"

N

RENOVATION KEYNOTES

09 22	EXISTING CEILING GYP BOARD TO REMAIN AND PROTECT IN PLACE, CLEAN AND PAINT PER RENOVATION PLAN. SEE ASBESTOS/LEAD PAINT REPORT FOR ABATEMENT.
09 24	NEW CEILING GRID SYSTEM WITH 24"x48" ACOUSTICAL TILES. SEE FINISH MATERIAL SCHEDULE FOR MORE INFORMATION.
09 26	NEW 5/8" TYPE "X" GYP. BD. OVER EXISTING FRAMING TO PROVIDE FLUSH TRANSITION.
23 41	NEW SUPPLY/VENT GRILLE, RE-ROUTE, EXTEND, AND RE-CONNECT EXISTING DUCTS AS REQUIRED TO NEW LOCATION OR PROVIDE NEW DUCTS AS NEEDED. SEE MECHANICAL DRAWINGS FOR DUCTWORK AND ADDITIONAL INFORMATION.
26 10	NEW ILLUMINATED EXIT SIGN WITH BACKUP POWER. SEE ELECTRICAL DRAWINGS FOR ADDITIONAL INFORMATION.
26 20	PROVIDE NEW SPEAKER ASSEMBLY FLUSH IN HARD CEILING AND ACCOUSTICAL CEILING. PROVIDE ALL NECESSARY HARDWARE, CONDUITS, CABLES, & J-BOX. SEE ELECTRICAL DRAWINGS FOR ADDITIONAL INFORMATION.
26 60	NEW SURFACE MOUNTED LED LIGHT FIXTURE. SEE ELECTRICAL DRAWINGS FOR ADDITIONAL INFORMATION.
26 61	NEW LINEAR SURFACE MOUNTED LED LIGHT FIXTURE. SEE ELECTRICAL DRAWINGS FOR ADDITIONAL INFORMATION.
26 62	NEW LINEAR RECESS MOUNTED LED LIGHT FIXTURE. SEE ELECTRICAL DRAWINGS FOR ADDITIONAL INFORMATION.
26 63	NEW WALL MOUNTED LIGHT FIXTURE. SEE ELECTRICAL DRAWINGS FOR ADDITIONAL INFORMATION.

BID SET
NOT FOR CONSTRUCTION

REVIEWED
FOR
CODE COMPLIANCE
Jul 19, 2022
CITY OF GARDENA

BOA Architecture Interiors Planning
1511 Cota Ave. Long Beach, CA 90813 Tel. 562-912-7900

GARDENA FIRE STATION 158

ROOF REPLACEMENT PROJECT, WATER DAMAGE CILING REPAIR PHASE JN 509
1650 W. 162nd Street. Gardena , CA 90247

No.	Date	Revision	By	Ck

Designer: Designer
CAD Draft: Author
Architect: Checker
Engineer:
Client: COUNTY OF LA
Date Issue: 6-28-2022
Job Number: 2946

Client: CITY OF GARDENA DEPARTMENT OF PUBLIC WORKS - ENGINEERING

Consultant:

LICENSED ARCHITECT
Edward Lok Ng
C-16840
REN.11/30/23
STATE OF CALIFORNIA

- 1st FLOOR
- RENOVATION
- LIGHTING PLAN

CITY DWG #: 5-2607

A3

These drawings and accompanying, as instruments of service, are the exclusive property of the Architect and their use and publication shall be restricted to the original site for which they were prepared. Re-use, reproduction or publication by any method, in whole or part, is prohibited by written permission from the Architect. Title to these plans and specifications shall remain with the Architect without prejudice, and visual with them shall constitute prima facie evedence of acceptance of these restrictions.

G:\Project Files\2946 Gardena Fire Station #158 Replace Ceiling\01-Drawings\01-Revit\Gardena Fire Station 158_detached.rvt
6/28/2022 2:51:11 PM

These drawings and accompanying, as instruments of service, are the exclusive property of the Architect and their use and publication shall be restricted to the original site for which they were prepared. Re-use, reproduction or publication by any method, in whole or part, is prohibited by written permission from the Architect. Title to these plans and specifications shall remain with the Architect without prejudice, and visual with them shall constitute prima facie evedence of acceptance of these restrictions.

C:\Project Files\2946 Gardena Fire Station #158 Replace Ceiling\5-Drawings\01-Revit\Gardena Fire Station 158_detached.rvt
6/28/2022 2:51:13 PM

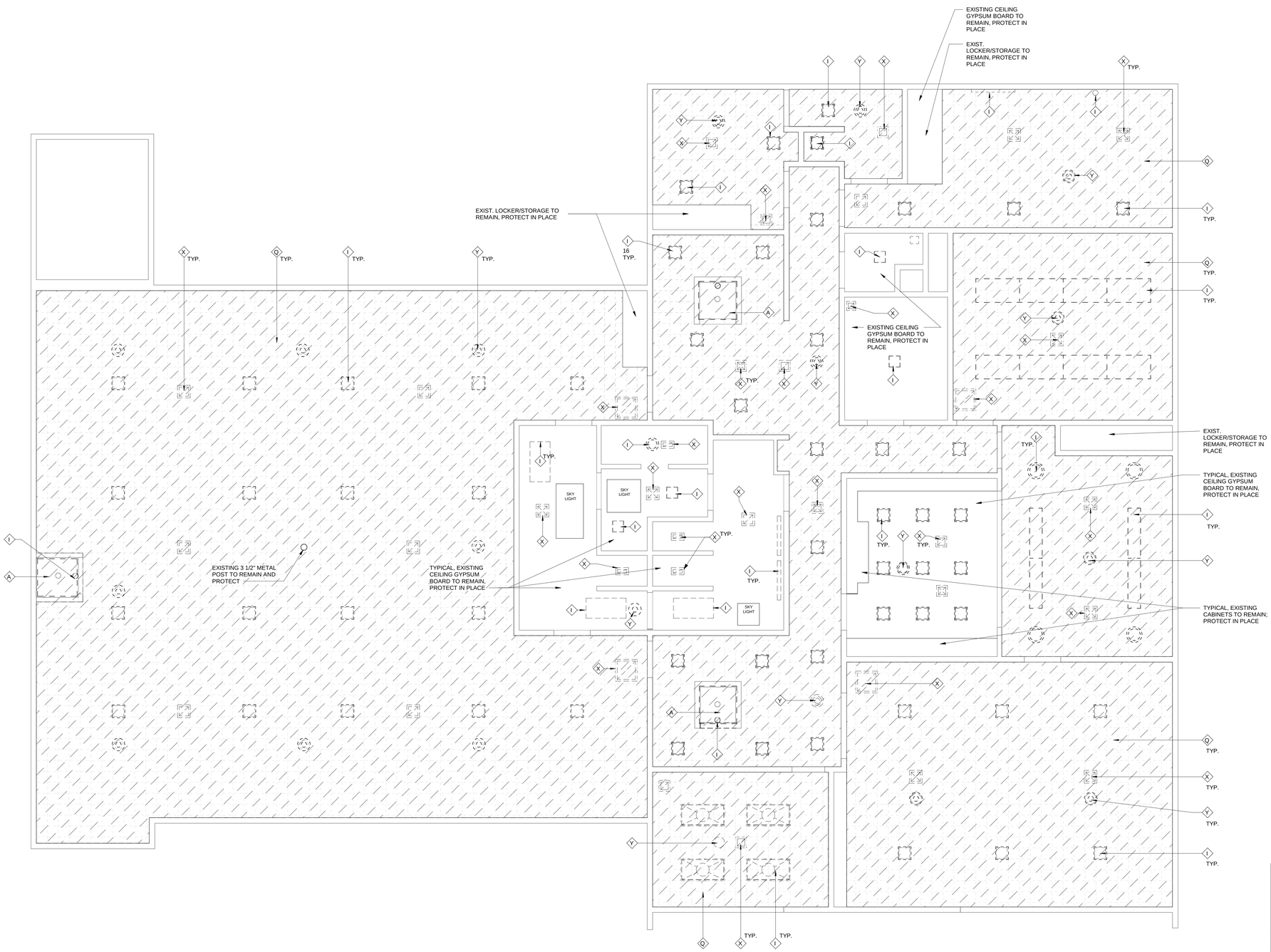

NOTE: REMOVE ALL NON USE CONDUCTORS.

1 2nd FLOOR - DEMOLITION LIGHTING PLAN

SCALE: 1/4" = 1'-0"

N

DEMOLITION KEYNOTES

A	REMOVE EXISTING CEILING PANEL. CLEAN PANEL PATCH AND REPAIR TO MATCH EXISTING INTERIOR WALLS.
I	REMOVE EXISTING LIGHT FIXTURES AT CEILING AND PREPARE FOR NEW WORK. SEE ELECTRICAL DRAWINGS FOR ADDITIONAL INFORMATION.
Q	REMOVE ACCOUSTIC CEILING TILES AND GRID SYSTEM. PREPARE AREA FOR NEW WORK.
X	RELOCATE EXISTING RETURN & SUPPLY DUCTS AND PROVIDE NEW REGISTERS. SEE RENOVATION PLAN FOR NEW LOCATIONS. SEE MECHANICAL DRAWINGS FOR ADDITIONAL INFORMATION.
Y	REMOVE EXISTING ALERT SYSTEM SPEAKER AND PREPARE FOR NEW WORK.

BID SET
NOT FOR CONSTRUCTION

REVIEWED
FOR
CODE COMPLIANCE
Jul 19, 2022
CITY OF GARDENA

WALL TYPE LEGEND

EXISTING 2x6 WALL TO REMAIN, PROTECT IN PLACE, PATCH AND REPAIR TO MATCH EXISTING FINISHES WHERE DAMAGED BY DEMOLITION.

SYMBOL LEGEND

REMOVE EXISTING CEILING TILES AND GRID SYSTEM

REMOVE EXISTING CEILING GYP BOARD AND GLUE-ON CEILING TILES WHERE APPLICABLE

5/8" HIGH IMPACT GYP BOARD AND MATCH ADJACENT FINISH & PAINT.

NEW 2'x4' CEILING TILES AND GRIDS

FIXTURE LEGEND

MARK	DESCRIPTION
$	SWITCH
	CONV. OUTLET
GFI	CONV. OUTLET W/ GFI
	QUADPLEX OUTLET
	6" RECESS MOUNTED LED DOWNLIGHT FIXTURE
	NEW WALL MOUNTED LED DOWNLIGHT FIXTURE
	2.64"x48" RECESS MTD. LED LINEAR LIGHT FIXTURE
	2.64"x36" RECESS MTD. LED LINEAR LIGHT FIXTURE
	12"X12" RECESSED LIGHT
	12"X12" HVAC REGISTER
	12"X24" HVAC REGISTER
	12"X24" HVAC SUPPLY DIFFUSER

BOA Architecture Interiors Planning
1511 Cota Ave. Long Beach, CA 90813 Tel. 562-912-7900

GARDENA FIRE STATION 158
ROOF REPLACEMENT PROJECT, WATER DAMAGE CILING REPAIR PHASE, JN 509
1650 W. 162nd Street, Gardena, CA 90247

No.	Date	Revision	By	Ck

Designer: LA
CAD Draft: JZ
Architect: LOK
Engineer:
Client: COUNTY OF LA
Date Issue: 6-28-2022
Job Number: 2946

Client:
CITY OF GARDENA
DEPARTMENT OF PUBLIC WORKS - ENGINEERING

Consultant:

LICENSED ARCHITECT
Edward Lok Ng
C-16840
REN:11/30/23
STATE OF CALIFORNIA

- 2nd FLOOR
- DEMOLITION
- LIGHTING PLAN

CITY DWG #: 5-2607

A4

These drawings and accompanying, as instruments of service, are the exclusive property of the Architect and their use and publication shall be restricted to the original site for which they were prepared. Re-use, reproduction or publication by any method, in whole or part, is prohibited by written permission from the Architect. Title to these plans and specifications shall remain with the Architect without prejudice, and visual with them shall constitute prima facie evidence of acceptance of these restrictions.

G:\Project Files\2946 Gardena Fire Station #158 Replace Ceiling\01-Drawings\01-Revit\Gardena Fire Station 158_detached.rvt
6/28/2022 2:51:13 PM

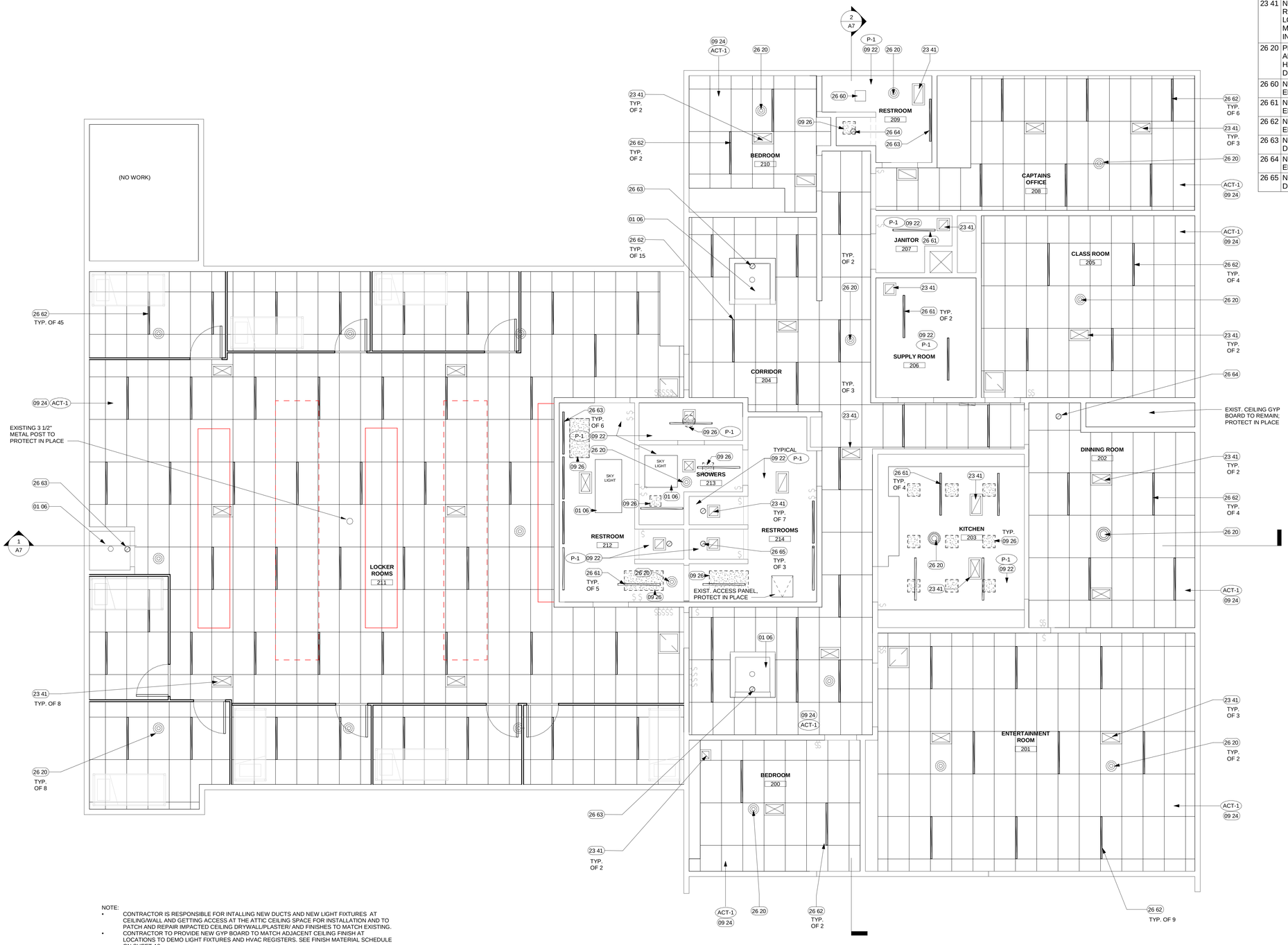

NOTE:

- CONTRACTOR IS RESPONSIBLE FOR INTALLING NEW DUCTS AND NEW LIGHT FIXTURES AT CEILING/WALL AND GETTING ACCESS AT THE ATTIC CEILING SPACE FOR INSTALLATION AND TO PATCH AND REPAIR IMPACTED CEILING DRYWALL/PLASTER/ AND FINISHES TO MATCH EXISTING.
- CONTRACTOR TO PROVIDE NEW GYP BOARD TO MATCH ADJACENT CEILING FINISH AT LOCATIONS TO DEMO LIGHT FIXTURES AND HVAC REGISTERS. SEE FINISH MATERIAL SCHEDULE ON SHEET A8.
- CONTRACTOR SHALL BE AWARE OF THE ASBESTOS & LEAD CONTAINING MATERIALS REPORT IN THE SPECIFICATIONS AND INCLUDE THE REMEDIATIONS AS DIRECTED.

1 2nd FLOOR - RENOVATION LIGHTING PLAN

SCALE: 1/4" = 1'-0"

N

RENOVATION KEYNOTES

01 06	EXISTING SKYLIGHT TO BE CLEAN INSIDE & OUTSIDE; PROTECT IN PLACE.
09 22	EXISTING CEILING GYP BOARD TO REMAIN AND PROTECT IN PLACE. CLEAN AND PAINT PER RENOVATION PLAN. SEE ASBESTOS/LEAD PAINT REPORT FOR ABATEMENT.
09 24	NEW CEILING GRID SYSTEM WITH 24"x48" ACOUSTICAL TILES. SEE FINISH MATERIAL SCHEDULE FOR MORE INFORMATION.
09 26	NEW 5/8" TYPE "X" GYP. BD. OVER EXISTING FRAMING TO PROVIDE FLUSH TRANSITION.
23 41	NEW SUPPLY/VENT GRILLE, RE-ROUTE, EXTEND, AND RE-CONNECT EXISTING DUCTS AS REQUIRED TO NEW LOCATION OR PROVIDE NEW DUCTS AS NEEDED. SEE MECHANICAL DRAWINGS FOR DUCTWORK AND ADDITIONAL INFORMATION.
26 20	PROVIDE NEW SPEAKER ASSEMBLY FLUSH IN HARD CEILING AND ACCOUSTICAL CEILING. PROVIDE ALL NECESSARY HARDWARE, CONDUITS, CABLES, & J-BOX. SEE ELECTRICAL DRAWINGS FOR ADDITIONAL INFORMATION.
26 60	NEW SURFACE MOUNTED LED LIGHT FIXTURE. SEE ELECTRICAL DRAWINGS FOR ADDITIONAL INFORMATION.
26 61	NEW LINEAR SURFACE MOUNTED LED LIGHT FIXTURE. SEE ELECTRICAL DRAWINGS FOR ADDITIONAL INFORMATION.
26 62	NEW LINEAR RECESS MOUNTED LED LIGHT FIXTURE. SEE ELECTRICAL DRAWINGS FOR ADDITIONAL INFORMATION.
26 63	NEW WALL MOUNTED LIGHT FIXTURE. SEE ELECTRICAL DRAWINGS FOR ADDITIONAL INFORMATION.
26 64	NEW ROUND RECESS MOUNTED LED LIGHT FIXTURE. SEE ELECTRICAL DRAWINGS FOR ADDITIONAL INFORMATION.
26 65	NEW LED LIGHT FIXTURE WITH EXHAST FAN. SEE ELECTRICAL DRAWINGS FOR ADDITIONAL INFORMATION.

BID SET
NOT FOR CONSTRUCTION

REVIEWED
FOR
CODE COMPLIANCE
Jul 19, 2022
CITY OF GARDENA

BOA Architecture Interiors Planning
1511 Cota Ave. Long Beach, CA 90813 Tel. 562 - 912 - 7900

GARDENA FIRE STATION 158

ROOF REPLACEMENT PROJECT, WATER DAMAGE CILING REPAIR PHASE, JN 509
1650 W. 162nd Street. Gardena , CA 90247

No.	Date	Revision	By	Ck

Designer: LA
CAD Draft: LA
Architect: LOK
Engineer:
Client: COUNTY OF LA
Date Issue: 6 - 28 - 2022
Job Number: 2946

Client:
CITY OF GARDENA
DEPARTMENT OF PUBLIC WORKS - ENGINEERING

Consultant:

LICENSED ARCHITECT
Edward Lok Ng
C-16840
REN:11/30/23
STATE OF CALIFORNIA

- 2nd FLOOR
- RENOVATION
- LIGHTING PLAN

CITY DWG #: 5 - 2607

A5

These drawings and accompanying, as instruments of service, are the exclusive property of the Architect and their use and publication shall be restricted to the original site for which they were prepared. Re-use, reproduction or publication by any method, in whole or part, is prohibited by written permission from the Architect. Title to these plans and specifications shall remain with the Architect without prejudice, and visual with them shall constitute prima facie evedence of acceptance of these restrictions.

G:\Project Files\2946 Gardena Fire Station #158 Replace Ceiling\01-Drawings\01-Revit\Gardena Fire Station 158_detached.rvt
6/28/2022 2:51:14 PM

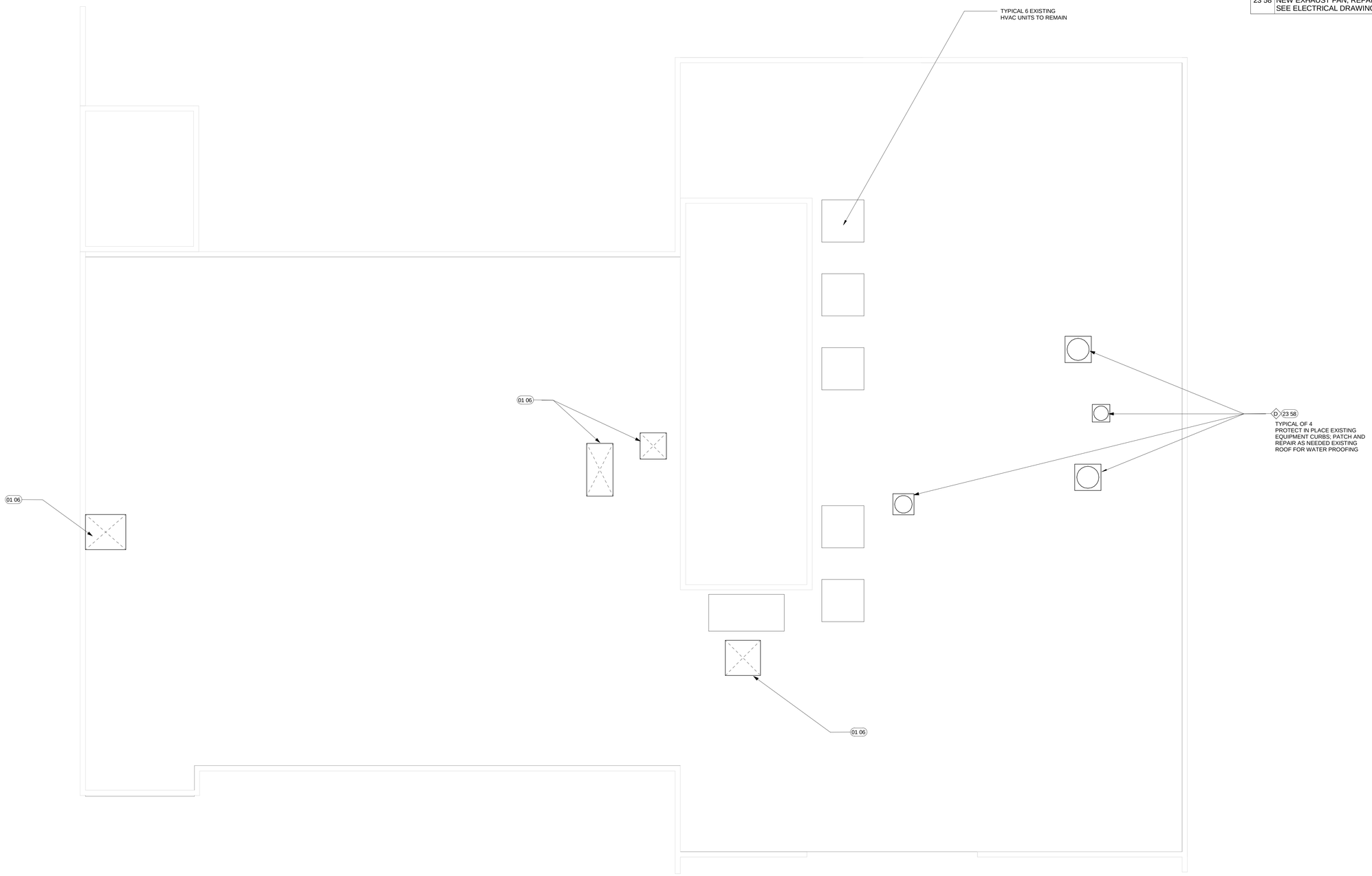

1 ROOF PLAN
SCALE: 1/4" = 1'-0"

N

DEMOLITION KEYNOTES

D	REMOVE EXISTING EXHAUST FANS AT ROOF AND PREPARE FOR NEW WORK.

RENOVATION KEYNOTES

01 06	EXISTING SKYLIGHT TO BE CLEAN INSIDE & OUTSIDE; PROTECT IN PLACE.
23 58	NEW EXHAUST FAN, REPAIR AND PATCH TO MATCH EXISTING. SEE ELECTRICAL DRAWINGS FOR ADDITIONAL INFORMATION.

BID SET
NOT FOR CONSTRUCTION

REVIEWED
FOR
CODE COMPLIANCE
Jul 19, 2022
CITY OF GARDENA

BOA
Architecture
Interiors
Planning
1511 Cota Ave. Long Beach, CA 90813 Tel. 562-912-7900

GARDENA FIRE STATION 158

ROOF REPLACEMENT PROJECT, WATER DAMAGE CILING REPAIR PHASE JN 509
1650 W. 162nd Street. Gardena , CA 90247

No.	Date	Revision	By	Ck

Designer: LA
CAD Draft: JZ
Architect: LOK
Engineer:
Client: COUNTY OF LA
Date Issue: 6-28-2022
Job Number: 2946

Client:
CITY OF GARDENA
DEPARTMENT OF PUBLIC WORKS - ENGINEERING

Consultant:

LICENSED ARCHITECT
Edward Lok Ng
C-16840
REN:11/30/23
STATE OF CALIFORNIA

- ROOF PLAN
-
-

CITY DWG #: 5-2607

A6

1 SECTION XX

SCALE: 1/4" = 1'-0"

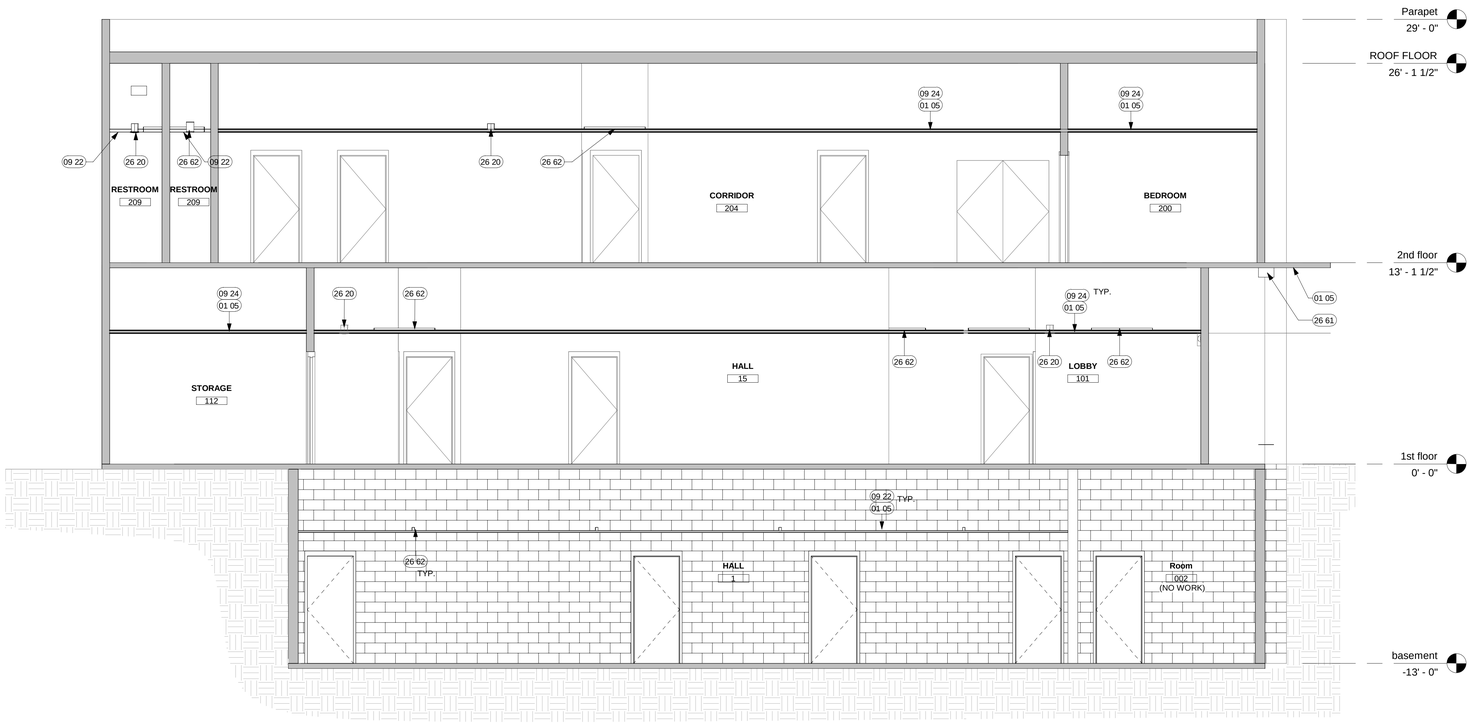

2 SECTION YY

SCALE: 1/4" = 1'-0"

RENOVATION KEYNOTES

01 05	EXISTING CEILING/ROOF FRAMING TO REMAIN, PROTECT IN PLACE.
01 06	EXISTING SKYLIGHT TO BE CLEAN INSIDE & OUTSIDE; PROTECT IN PLACE.
09 22	EXISTING CEILING GYP BOARD TO REMAIN AND PROTECT IN PLACE, CLEAN AND PAINT PER RENOVATION PLAN. SEE ASBESTOS/LEAD PAINT REPORT FOR ABATEMENT.
09 24	NEW CEILING GRID SYSTEM WITH 24"x48" ACOUSTICAL TILES. SEE FINISH MATERIAL SCHEDULE FOR MORE INFORMATION.
26 20	PROVIDE NEW SPEAKER ASSEMBLY FLUSH IN HARD CEILING AND ACCOUSTICAL CEILING. PROVIDE ALL NECESSARY HARDWARE, CONDUITS, CABLES, & J-BOX. SEE ELECTRICAL DRAWINGS FOR ADDITIONAL INFORMATION.
26 61	NEW LINEAR SURFACE MOUNTED LED LIGHT FIXTURE. SEE ELECTRICAL DRAWINGS FOR ADDITIONAL INFORMATION.
26 62	NEW LINEAR RECESS MOUNTED LED LIGHT FIXTURE. SEE ELECTRICAL DRAWINGS FOR ADDITIONAL INFORMATION.

BID SET
NOT FOR CONSTRUCTION

REVIEWED
FOR
CODE COMPLIANCE
Jul 19, 2022
CITY OF GARDENA

FIXTURE LEGEND

MARK	DESCRIPTION
$	SWITCH
	CONV. OUTLET
GFI	CONV. OUTLET W/ GFI
	QUADPLEX OUTLET
	6" RECESS MOUNTED LED DOWNLIGHT FIXTURE
	NEW WALL MOUNTED LED DOWNLIGHT FIXTURE
	2.64"x48" RECESS MTD. LED LINEAR LIGHT FIXTURE
	2.64"x36" RECESS MTD. LED LINEAR LIGHT FIXTURE
	12"X12" RECESSED LIGHT
	12"X12" HVAC REGISTER
	12"X24" HVAC REGISTER
	12"X24" HVAC SUPPLY DIFFUSER

BOA
Architecture
Interiors
Planning
1511 Cota Ave. Long Beach, CA 90813 Tel. 562-912-7900

GARDENA FIRE STATION 158

ROOF REPLACEMENT PROJECT, WATER DAMAGE CILING REPAIR PHASE JN 509
1650 W. 162nd Street. Gardena , CA 90247

No.	Date	Revision	By	Ck

Designer: LA
CAD Draft: JZ
Architect: LOK
Engineer:
Client: COUNTY OF LA
Date Issue: 6-28-2022
Job Number: 2946

Client:
CITY OF GARDENA
DEPARTMENT OF PUBLIC WORKS - ENGINEERING

Consultant:

LICENSED ARCHITECT
Edward Lok Ng
C-16840
REN:11/30/23
STATE OF CALIFORNIA

- SECTIONS
-
-

CITY DWG #: 5-2607

A7

These drawings and accompanying, as instruments of service, are the exclusive property of the Architect and their use and publication shall be restricted to the original site for which they were prepared. Re-use, reproduction or publication by any method, in whole or part, is prohibited by written permission from the Architect. Title to these plans and specifications shall remain with the Architect without prejudice, and visual with them shall constitute prima facie evedence of acceptance of these restrictions.

G:\Project Files\2946-Gardena Fire Station #158 Replace Ceiling\01-Drawings\01 Revit\Gardena Fire Station 158_detached.rvt
6/28/2022 2:51:16 PM

These drawings and accompanying, as instruments of service, are the exclusive property of the Architect and their use and publication shall be restricted to the original site for which they were prepared. Re-use, reproduction or publication by any method, in whole or part, is prohibited by written permission from the Architect. Title to these plans and specifications shall remain with the Architect without prejudice, and visual with them shall constitute prima facie evedence of acceptance of these restrictions.

FINISH MATERIAL SCHEDULE

NO.	MATERIAL	MANUF.	COLOR/MODEL NO.	NOTES
ACT-1	ACCOUSTICAL CEILING TILE	ARMSTRONG	WHITE, SMOOTH WITH TEGULAR EDGE / CALLA & ULTIMA 1912	SIZE: 48"X24" BY 3/4" THICK, MOLD AND SAG/HUMIDITY RESISTANCE
P-1	SEMI GLOSS - PAINT	DUNN-EDWARD	TO MATCH EXISTING AS CLOSE AS POSSIBLE	PAINT CEILING TOUCH-UP TO MATCH EXISTING
P-2	SEMI GLOSS - PAINT	DUNN-EDWARD	TO MATCH EXISTING AS CLOSE AS POSSIBLE	PAINT CEILING TOUCH-UP TO MATCH EXISTING
P-3	SEMI GLOSS - PAINT	DUNN-EDWARD	TO MATCH EXISTING AS CLOSE AS POSSIBLE	PAINT WALL TOUCH-UP TO MATCH EXISTING

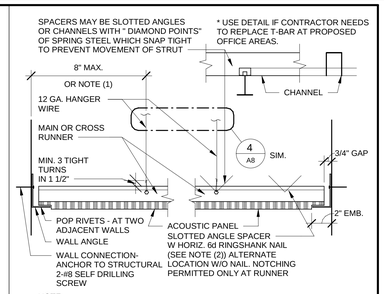

NOTE:
(1) 1/4 OF THE LENGTH OF THE END RUNNER WHICHEVER IS LESS.
(2) NAILS AT ENDS OF HORIZONTAL STUTS ARE TO BE PLACED WITH NAIL HEAD TOWARD CENTERLINE OF SPAN OF STRUT.

WIRE HANGER AT EDGE

SCALE: 3" = 1'-0" **1**

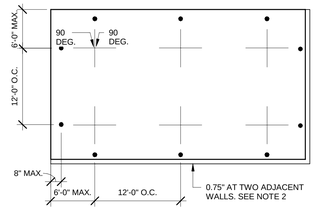

REFLECTED CEILING PLAN

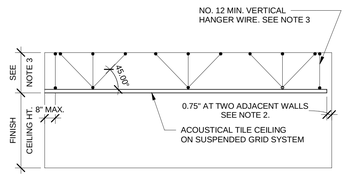

SECTION THROUGH ROOM

NOTE:
1. BRACING WIRES SECURED TO MAIN RUNNER WITHIN 2" OF THE CROSS RUNNER INTERSECTION AND SPLAYED 90 DEGREE FROM EACH OTHER AT AN ANGLE NOT EXCEEDING 45 DEGREE FROM THE PLANE OF THE CEILING.
2. IN EACH ORTHOGONAL HORIZONTAL DIRECTION, ONE EACH OF THE CEILING GRID SHALL BE ATTACHED TO A MINIMUM 2" WIDE CLOSURE ANGLE. THE OTHER END IN EACH HORIZONTAL DIRECTION SHALL HAVE A 0.75" CLEARANCE FROM THE WALL AND SHALL REST UPON AND BE FREE TO SLIDE ON A CLOSURE ANGLE.
3. WHEN THE DISTANCE BETWEEN THE STRUCTURAL DECK AND THE CEILING EXCEEDS 4', THE SPACING OF THE VERTICAL HANGES SHALL NOT EXCEED 2' O.C. ALONG THE ENTIRE MEANS OF EGRESS SERVICING ON OCCUPANT LOAD OF 30 OR MORE, AND AT LOBBIES ACCESSORY TO A GROUP A OCCUPANCIES.

* USE DETAIL IF CONTRACTOR NEEDS TO REPLACE T-BAR AT PROPOSED OFFICE AREAS.

GRID SYSTEM

SCALE: 1" = 1'-0" **3**

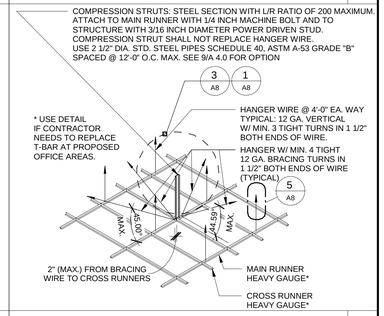

SUSPENDED CEILING

SCALE: 3" = 1'-0" **4**

BID SET
NOT FOR CONSTRUCTION

REVIEWED
FOR
CODE COMPLIANCE
Jul 19, 2022
CITY OF GARDENA

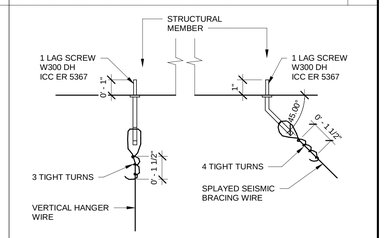

ICC REPORT NUMBER ESR-1289

* USE DETAIL IF CONTRACTOR NEEDS TO REPLACE T-BAR AT PROPOSED OFFICE AREAS.

BRACE WIRE TO STRUCTURE

SCALE: 3" = 1'-0" **5**

BOA
Architecture
Interiors
Planning
1511 Cota Ave. Long Beach, CA 90813 Tel. 562-912-7900

GARDENA FIRE STATION 158

ROOF REPLACEMENT PROJECT, WATER DAMAGE CILING REPAIR PHASE JN 509
1650 W. 162nd Street. Gardena , CA 90247

No.	Date	Revision	By	Ck

Designer: LA
CAD Draft: JZ
Architect: LOK
Engineer:
Client: COUNTY OF LA
Date Issue: 6-28-2022
Job Number: 2946

Client:
CITY OF GARDENA
DEPARTMENT OF PUBLIC WORKS - ENGINEERING

Consultant:

LICENSED ARCHITECT
Edward Lok Ng
C-16840
REN:11/30/23
STATE OF CALIFORNIA

- ARCHITECTURAL
- DETAILS
-

CITY DWG #: 5-2607

A8

G:\Project Files\2946 Gardena Fire Station #158 Replace Ceiling\01-Drawings\01-Pre\#Gardena Fire Station 158_detached.rvt
6/28/2022 2:51:17 PM

2019 CALIFORNIA GREEN BUILDING STANDARDS CODE
NONRESIDENTIAL MANDATORY MEASURES, SHEET 1 (July 2021, Includes July 2021 Supplement)

Y – YES
N/A – NOT APPLICABLE
RESPON. PARTY – RESPONSIBLE PARTY (ie: ARCHITECT, ENGINEER, OWNER, CONTRACTOR, INSPECTOR ETC.)

Y | N/A | RESPON. PARTY

CHAPTER 3
GREEN BUILDING
SECTION 301 GENERAL

301.1 SCOPE. Buildings shall be designed to include the green building measures specified as mandatory in the application checklists contained in this code. Voluntary green building measures are also included in the application checklists and may be included in the design and construction of structures covered by this code, but are not required unless adopted by a city, county, or city and county as specified in Section 101.7.

301.3 NONRESIDENTIAL ADDITIONS AND ALTERATIONS. [BSC-CG] The provisions of individual sections of Chapter 5 apply to newly constructed buildings, building additions of 1,000 square feet or greater, and/or building alterations with a permit valuation of $200,000 or above (for occupancies within the authority of California Building Standards Commission). Code sections relevant to additions and alterations shall only apply to the portions of the building being added or altered within the scope of the permitted work.

A code section will be designated by a banner to indicate where the code section only applies to newly constructed buildings [N] or to additions and/or alterations [A]. When the code section applies to both, no banner will be used.

301.3.1 Nonresidential additions and alterations that cause updates to plumbing fixtures only:

Note: On and after January 1, 2014, certain commercial real property, as defined in Civil Code Section 1101.3, shall have its noncompliant plumbing fixtures replaced with appropriate water-conserving plumbing fixtures under specific circumstances. See Civil Code Section 1101.1 *et seq.* for definitions, types of commercial real property affected, effective dates, circumstances necessitating replacement of noncompliant plumbing fixtures, and duties and responsibilities for ensuring compliance.

301.3.2 Waste Diversion. The requirements of Section 5.408 shall be required for additions and alterations whenever a permit is required for work.

301.4 PUBLIC SCHOOLS AND COMMUNITY COLLEGES. (see GBSC)
301.5 HEALTH FACILITIES. (see GBSC)

SECTION 302 MIXED OCCUPANCY BUILDINGS

302.1 MIXED OCCUPANCY BUILDINGS. In mixed occupancy buildings, each portion of a building shall comply with the specific green building measures applicable to each specific occupancy.

SECTION 303 PHASED PROJECTS

303.1 PHASED PROJECTS. For shell buildings and others constructed for future tenant improvements, only those code measures relevant to the building components and systems considered to be new construction (or newly constructed) shall apply.

303.1.1 Initial Tenant improvements. The provisions of this code shall apply only to the initial tenant improvements to a project. Subsequent tenant improvements shall comply with the scoping provisions in Section 301.3 non-residential additions and alterations.

ABBREVIATION DEFINITIONS:

HCD	Department of Housing and Community Development
BSC	California Building Standards Commission
DSA-SS	Division of the State Architect, Structural Safety
OSHPD	Office of Statewide Health Planning and Development
LR	Low Rise
HR	High Rise
AA	Additions and Alterations
N	New

CHAPTER 5
NONRESIDENTIAL MANDATORY MEASURES

DIVISION 5.1 PLANNING AND DESIGN

SECTION 5.101 GENERAL
5.101.1 SCOPE
The provisions of this chapter outline planning, design and development methods that include environmentally responsible site selection, building design, building siting and development to protect, restore and enhance the environmental quality of the site and respect the integrity of adjacent properties.

SECTION 5.102 DEFINITIONS
5.102.1 DEFINITIONS
The following terms are defined in Chapter 2 *(and are included here for reference)*

CUTOFF LUMINAIRES. Luminaires whose light distribution is such that the candela per 1000 lamp lumens does not numerically exceed 25 (2.5 percent) at an angle of 90 degrees above nadir, and 100 (10 percent) at a vertical angle of 80 degrees above nadir. This applies to all lateral angles around the luminaire.

LOW-EMITTING AND FUEL EFFICIENT VEHICLES.
Eligible vehicles are limited to the following:

1. Zero emission vehicle (ZEV), including neighborhood electric vehicles (NEV), partial zero emission vehicle (PZEV), advanced technology PZEV (AT ZEV) or CNG fueled (original equipment manufacturer only) regulated under Health and Safety Code section 43800 and CCR, Title 13, Sections 1961 and 1962.
2. High-efficiency vehicles, regulated by U.S. EPA, bearing High-Occupancy Vehicle (HOV) car pool lane stickers issued by the Department of Motor Vehicles.

NEIGHBORHOOD ELECTRIC VEHICLE (NEV). A motor vehicle that meets the definition of "low-speed vehicle" either in Section 385.5 of the Vehicle Code or in 49CFR571.500 (as it existed on July 1, 2000), and is certified to zero-emission vehicle standards.

TENANT-OCCUPANTS. Building occupants who inhabit a building during its normal hours of operation as permanent occupants, such as employees, as distinguished from customers and other transient visitors.

VANPOOL VEHICLE. Eligible vehicles are limited to any motor vehicle, other than a motortruck or truck tractor, designed for carrying more than 10 but not more than 15 persons including the driver, which is maintained and used primarily for the nonprofit work-related transportation of adults for the purpose of ridesharing.

Note: Source: Vehicle Code, Division 1, Section 668

ZEV. Any vehicle certified to zero-emission standards.

SECTION 5.106 SITE DEVELOPMENT
5.106.1 STORM WATER POLLUTION PREVENTION FOR PROJECTS THAT DISTURB LESS THAN ONE ACRE OF LAND. Newly constructed projects and additions which disturb less than one acre of land, and are not part of a larger common plan of development or sale, shall prevent the pollution of storm water runoff from the construction activities through one or more of the following measures:

5.106.1.1 Local ordinance. Comply with a lawfully enacted storm water management and/or erosion control ordinance.

5.106.1.2 Best Management Practices (BMPs). Prevent the loss of soil through wind or water erosion by implementing an effective combination of erosion and sediment control and good housekeeping BMPs.

1. Soil loss BMPs that should be considered for implementation as appropriate for each project include, but are not limited to, the following:
   a. Scheduling construction activity during dry weather, when possible.
   b. Preservation of natural features, vegetation, soil, and buffers around surface waters.
   c. Drainage swales or lined ditches to control stormwater flow.
   d. Mulching or hydroseeding to stabilize disturbed soils.
   e. Erosion control to protect slopes.
   f. Protection of storm drain inlets (gravel bags or catch basin inserts).
   g. Perimeter sediment control (perimeter silt fence, fiber rolls).
   h. Sediment trap or sediment basin to retain sediment on site.
   i. Stabilized construction exits.
   j. Wind erosion control.
   k. Other soil loss BMPs acceptable to the enforcing agency.
2. Good housekeeping BMPs to manage construction equipment, materials, non-stormwater discharges and wastes that should be considered for implementation as appropriate for each project include, but are not limited to, the following:
   a. Dewatering activities.
   b. Material handling and waste management.
   c. Building materials stockpile management.
   d. Management of washout areas (concrete, paints, stucco, etc.).
   e. Control of vehicle/equipment fueling to contractor's staging area.
   f. Vehicle and equipment cleaning performed off site.
   g. Spill prevention and control.
   h. Other housekeeping BMPs acceptable to the enforcing agency.

Y | N/A | RESPON. PARTY

5.106.2 STORMWATER POLLUTION PREVENTION FOR PROJECTS THAT DISTURB ONE OR MORE ACRES OF LAND. Comply with all lawfully enacted stormwater discharge regulations for projects that (1) disturb one acre or more of land, or (2) disturb less than one acre of land but are part of a larger common plan of development sale.

Note: Projects that (1) disturb one acre or more of land, or (2) disturb less than one acre of land but are part of the larger common plan of development or sale must comply with the post-construction requirements detailed in the applicable National Pollutant Discharge Elimination System (NPDES) General permit for Stormwater Discharges Associated with Construction and Land Disturbance Activities issued by the State Water Resources Control Board or the Lahontan Regional Water Quality Control Board (for projects in the Lake Tahoe Hydrologic Unit).

The NPDES permits require postconstruction runoff (post-project hydrology) to match the preconstruction runoff (pre-project hydrology) with the installation of postconstruction stormwater management measures. The NPDES permits emphasize runoff reduction through on-site stormwater use, interception, evapotranspiration, and infiltration through nonstructural controls, such as Low Impact Development (LID) practices, and conversation design measures. Stormwater volume that cannot be addressed using nonstructural practices is required to be captured in structural practices and be approved by the enforcing agency.

Refer to the current applicable permits on the State Water Resources Control Board website at: www.waterboards.ca.gov/constructionstormwater. Consideration to the stormwater runoff management measures should be given during the initial design process for appropriate integration into site development.

5.106.4 BICYCLE PARKING. For buildings within the authority of California Building Standards Commission as specified in Section 103, comply with Section 5.106.4.1. For buildings within the authority of the Division of the State Architect pursuant to Section 105, comply with Section 5.106.4.2

5.106.4.1 Bicycle parking. [BSC-CG] Comply with Sections 5.106.4.1.1 and 5.106.4.1.2; or meet the applicable local ordinance, whichever is stricter.

5.106.4.1.1 Short-term bicycle parking. If the new project or an addition or alteration is anticipated to generate visitor traffic, provide permanently anchored bicycle racks within 200 feet of the visitors' entrance, readily visible to passers-by, for 5% of new visitor motorized vehicle parking spaces being added, with a minimum of one two-bike capacity rack.
Exception: Additions or alterations which add nine or less visitor vehicular parking spaces.

5.106.4.1.2 Long-term bicycle parking. For new buildings with tenant spaces that have 10 or more tenant-occupants, provide secure bicycle parking for 5 percent of the tenant-occupant vehicular parking spaces with a minimum of one bicycle parking facility.

5.106.4.1.3 For additions or alterations that add 10 or more tenant-occupant vehicular parking spaces, provide secure bicycle parking for 5 percent of the tenant vehicular parking spaces being added, with a minimum of one bicycle parking facility.

5.106.4.1.4 For new shell buildings in phased projects provide secure bicycle parking for 5 percent of the anticipated tenant-occupant vehicular parking spaces with a minimum of one bicycle parking facility.

5.106.4.1.5 Acceptable bicycle parking facility for Sections 5.106.4.1.2, 5.106.4.1.3, and 5.106.4.1.4 shall be convenient from the street and shall meet one of the following:

1. Covered, lockable enclosures with permanently anchored racks for bicycles;
2. Lockable bicycle rooms with permanently anchored racks; or
3. Lockable, permanently anchored bicycle lockers.

Note: Additional information on recommended bicycle accommodations may be obtained from Sacramento Area Bicycle Advocates.

5.106.4.2 Bicycle parking. [DSA-SS] For public schools and community colleges, comply with Sections 5.106.4.2.1 and 5.106.4.2.2

5.106.4.2.1 Student bicycle parking. Provide permanently anchored bicycle racks conveniently accessed with a minimum of four two-bike capacity racks per new building.
5.106.4.2.2 Staff bicycle parking. Provide permanent, secure bicycle parking conveniently accessed with a minimum of two staff bicycle parking spaces per new building. Acceptable bicycle parking facilities shall be convenient from the street or staff parking area and shall meet one of the following:

1. Covered, lockable enclosures with permanently anchored racks for bicycles;
2. Lockable bicycle rooms with permanently anchored racks; or
3. Lockable, permanently anchored bicycle lockers.

5.106.5.2 DESIGNATED PARKING FOR CLEAN AIR VEHICLES. In new projects or additions or alterations that add 10 or more vehicular parking spaces, provide designated parking for any combination of low-emitting, fuel-efficient and carpool/van pool vehicles as follows:

TABLE 5.106.5.2 - PARKING

TOTAL NUMBER OF PARKING SPACES	NUMBER OF REQUIRED SPACES
0-9	0
10-25	3
25-50	6
51-75	9
76-100	12
101-150	18
151-200	21
201 AND OVER	AT LEAST 12% OF TOTAL[1]

1.Calculation for spaces shall be rounded up to the nearest whole number.

Note: Designated parking for clean air vehicles shall count towards the total parking spaces required by the local enforcing agencies.

5.106.5.2.1 - Parking stall marking. Paint, in the paint used for stall striping, the following characters such that the lower edge of the last word aligns with the end of the stall striping and is visible beneath a parked vehicle: CLEAN AIR / VAN POOL / EV

Note: Vehicles bearing Clean Air Vehicle stickers from expired HOV lane programs may be considered eligible for designated parking spaces.

5.106.5.3 Electric vehicle (EV) charging. [N] Construction shall comply with Section 5.106.5.3.1 or Section 5.106.5.3.2 to facilitate future installation of electric vehicle supply equipment (EVSE). When EVSE(s) is/are installed, it shall be in accordance with the California Building Code, the California Electrical Code and as follows:

5.106.5.3.1 Single charging space requirements. [N] When only a single charging space is required per Table 5.106.5.3.3, a raceway is required to be installed at the time of construction and shall be installed in accordance with the California Electrical Code. Construction plans and specifications shall include, but are not limited to, the following:

1. The type and location of the EVSE.
2. A listed raceway capable of accommodating a 208/240 -volt dedicated branch circuit.
3. The raceway shall not be less than trade size 1".
4. The raceway shall originate at a service panel or a subpanel serving the area, and shall terminate in close proximity to the proposed location of the charging equipment and listed suitable cabinet, box, enclosure or equivalent.
5. The service panel or subpanel shall have sufficient capacity to accommodate a minimum 40-ampere dedicated branch circuit for the future installation of the EVSE.

5.106.5.3.2 Multiple charging space requirements. [N] When multiple charging spaces are required per Table 5.106.5.3.3 raceway(s) is/are required to be installed at the time of construction and shall be installed in accordance with the California Electrical Code. Construction plans and specifications shall include, but are not limited to, the following:

1. The type and location of the EVSE.
2. The raceway(s) shall originate at a service panel or a subpanel(s) serving the area, and shall terminate in close proximity to the proposed location of the charging equipment and into listed suitable cabinet(s), box(es), enclosure(s) or equivalent.
3. Plan design shall be based upon 40-ampere minimum branch circuits.
4. Electrical calculations shall substantiate the design of the electrical system, to include the rating of equipment and any on-site distribution transformers and have sufficient capacity to simultaneously charge all required EVs at its full rated amperage.
5. The service panel or subpanel(s) shall have sufficient capacity to accommodate the required number of dedicated branch circuit(s) for the future installation of the EVSE.

5.106.5.3.3 EV charging space calculations. [N] Table 5.106.5.3.3 shall be used to determine if single or multiple charging space requirements apply for the future installation of EVSE.

Exceptions: On a case-by-case basis where the local enforcing agency has determined EV charging and infrastructure is not feasible based upon one or more of the following conditions:

Y | N/A | RESPON. PARTY

1. Where there is insufficient electrical supply.
2. Where there is evidence suitable to the local enforcing agency substantiating that additional local utility infrastructure design requirements, directly related to the implementation of Section 5.106.5.3, may adversely impact the construction cost of the project.

TABLE 5.106.5.3.3

TOTAL NUMBER OF PARKING SPACES	NUMBER OF REQUIRED SPACES
0-9	0
10-25	2
26-50	4
51-75	7
76-100	9
101-150	13
151-200	18
201 AND OVER	10% of total[1]

1. Calculation for spaces shall be rounded up to the nearest whole number.

5.106.5.3.4 [N] Identification. The service panel or subpanel(s) circuit directory shall identify the reserved overcurrent protective device space(s) for future EV charging as "EV CAPABLE". The raceway termination location shall be permanently and visibly marked as "EV CAPABLE".

5.106.5.3.5 [N] Future charging spaces qualify as designated parking as described in Section 5.106.5.2 Designated parking for clean air vehicles.

Note: Future electric vehicle charging spaces shall count towards the total parking spaces required by the local enforcing agencies.

5.106.8 LIGHT POLLUTION REDUCTION. [N]. I Outdoor lighting systems shall be designed and installed to comply with the following:

1. The minimum requirements in the California Energy Code for Lighting Zones 0-4 as defined in Chapter 10, Section 10-114 of the California Administrative Code; and
2. Backlight (B) ratings as defined in IES TM-15-11 (shown in Table A-1 in Chapter 8);
3. Uplight and Glare ratings as defined in California Energy Code (shown in Tables 130.2-A and 130.2-B in Chapter 8) and
4. Allowable BUG ratings not exceeding those shown in Table 5.106.8, [N] or Comply with a local ordinance lawfully enacted pursuant to Section 101.7, whichever is more stringent.

Exceptions: [N]

1. Luminaires that qualify as exceptions in Sections 130.2 (b) and 140.7 of the California Energy Code.
2. Emergency lighting.
3. Building facade meeting the requirements in Table 140.7-B of the California Energy Code, Part 6.
4. Custom lighting features as allowed by the local enforcing agency, as permitted by Section 101.8 Alternate materials, designs and methods of construction.
5. Luminaires with less than 6,200 initial luminaire lumens.

TABLE 5.106.8 [N] MAXIMUM ALLOWABLE BACKLIGHT, UPLIGHT AND GLARE (BUG) RATINGS [1, 2]

ALLOWABLE RATING	LIGHTING ZONE LZ0	LIGHTING ZONE LZ1	LIGHTING ZONE LZ2	LIGHTING ZONE LZ3	LIGHTING ZONE LZ4
MAXIMUM ALLOWABLE BACKLIGHT RATING [3]					
Luminaire greater than 2 mounting heights (MH) from property line	N/A	No Limit	No Limit	No Limit	No Limit
Luminaire back hemisphere is 1-2 MH from property line	N/A	B2	B3	B4	B4
Luminaire back hemisphere is 0.5-1 MH from property line	N/A	B1	B2	B3	B3
Luminaire back hemisphere is less than 0.5 MH from property line	N/A	B0	B0	B1	B2
MAXIMUM ALLOWABLE UPLIGHT RATING (U)					
For area lighting [3]	N/A	U0	U0	U0	U0
For all other outdoor lighting,including decorative luminaires	N/A	U1	U2	U3	UR
MAXIMUM ALLOWABLE GLARE RATING [3] **(G)**					
Luminaire greater than 2 MH from property line	N/A	G1	G2	G3	G4
Luminaire front hemisphere is 1-2 MH from property line	N/A	G0	G1	G1	G2
Luminaire front hemisphere is 0.5-1 MH from property line	N/A	G0	G0	G1	G1
Luminaire back hemisphere is less than 0.5 MH from property line	N/A	G0	G0	G0	G1

1. IESNA Lighting Zones 0 and 5 are not applicable; refer to Lighting Zones as defined in the *California Energy Code* and Chapter 10 of the *California Administrative Code*.

2. For property lines that abut public walkways, bikeways, plazas and parking lots, the property line may be considered to be 5 feet beyond the actual property line for purpose of determining compliance with this section. For property lines that abut public roadways and public transit corridors, the property line may be considered to be the centerline of the public roadway or public transit corridor for the purpose of determining compliance with this section.

3. General lighting luminaires in areas such as outdoor parking, sales or storage lots shall meet these reduced ratings. Decorative luminaries located in these areas shall meet *U*-value limits for "all other outdoor lighting"

5.106.8.1 Facing- Backlight
Luminaries within 2MH of a property line shall be oriented so that the nearest property line is behind the fixture, and shall comply with the backlight rating specified in Table 5.106.8 based on the lighting zone and distance to the nearest point of that property line.
Exception: Corners. If two property lines (or two segments of the same property line) have equidistant point to the luminaire, then the luminaire may be oriented so that the intersection of the two lines (the corner) is directly behind the luminaire. The luminaire shall still use the distance to the nearest points(s) on the property lines to determine the required backlight rating.

5.106.8.2 Facing-Glare.
For luminaires covered by 5.106.8.1, if a property line also exists within or extends into the front hemisphere within 2MH of the luminaire then the luminaire shall comply with the more stringent glare rating specified in Table 5.106.8 based on the lighting zone and distance to the nearest point on the nearest property line within the front hemisphere.

Note: [N]
1.See also *California Building Code*, Chapter 12, Section 1205.6 for college campus lighting requirements for parking facilities and walkways.
2.Refer to Chapter 8 (Compliance Forms, Worksheets and Reference Material) for IES TM-15-11 Table A-1, *California Energy Code* Tables 130.2-A and 130.2-B.
3. Refer to the *California Building Code* for requirements for additions and alterations.

Y | N/A | RESPON. PARTY

5.106.10 GRADING AND PAVING. Construction plans shall indicate how site grading or a drainage system will manage all surface water flows to keep water from entering buildings. Examples of methods to manage surface water include, but are not limited to, the following:

1. Swales.
2. Water collection and disposal systems.
3. French drains.
4. Water retention gardens.
5. Other water measures which keep surface water away from buildings and aid in groundwater recharge.
   Exception: Additions and alterations not altering the drainage path.

5.106.12 SHADE TREES [DSA-SS]. Shade Trees shall be planted to comply with Sections 5.106.12.1, 5.106.12.2, and 5.106.12.3. Percentages shown shall be measured at noon on the summer solstice. Landscape irrigation necessary to establish and maintain tree health shall comply with Section 5.304.6.

5.106.12.1 Surface parking areas. Shade tree plantings, minimum #10 container size or equal, shall be installed to provide shade over 50 percent of the parking area within 15 years.

Exceptions: The surface parking area covered by solar photovoltaic shade structures, or shade structures, with roofing materials that comply with Table A5.106.11.2.2 in Appendix A5, are not included in the total area calculations.

5.106.12.2 Landscape areas. Shade tress plantings, minimum #10 container size or equal shall be installed to provide shade of 20% of the landscape area within 15 years.

Exceptions: Playfields for organized sport activity are not included in the total area calculation.

5.106.12.3. Hardscape areas. Shade tree plantings, minimum #10 container size or equal shall be installed to provide shade over 20 percent of the hardscape area within 15 years.

Exceptions: Walks, hardscape areas covered by solar photovoltaic shade structures, and hardscape areas covered by shade structures with roofing materials that comply with Table A5.106.11.2.2 in Appendix A5, are not included in the total area calculation.

DIVISION 5.2 ENERGY EFFICIENCY

SECTION 5.201 GENERAL
5.201.1 Scope [BSC-CG]. ***California Energy Code [DSA-SS]***. For the purposes of mandatory energy efficiency standards in this code, the California Energy Commission will continue to adopt mandatory building standards.

DIVISION 5.3 WATER EFFICIENCY AND CONSERVATION

SECTION 5.301 GENERAL
5.301.1 Scope. The provisions of this chapter shall establish the means of conserving water use indoors, outdoors and in wastewater conveyance.

SECTION 5.302 DEFINITIONS
5.302.1 Definitions. The following terms are defined in Chapter 2 *(and are included here for reference)*

EVAPOTRANSPIRATION ADJUSTMENT FACTOR (ETAF) [DSA-SS]. An adjustment factor when applied to reference evapotranspiration that adjusts for plant factors and irrigation efficiency, which ae two major influences on the amount of water that needs to be applied to the landscape.

FOOTPRINT AREA [DSA-SS]. The total area of the furthest exterior wall of the structure projected to natural grade, not including exterior areas such as stairs, covered walkways, patios and decks.

METERING FAUCET. A self-closing faucet that dispenses a specific volume of water for each actuation cycle. The volume or cycle duration can be fixed or adjustable.

GRAYWATER. Pursuant to Health and Safety Code Section 17922.12, "graywater" means untreated wastewater that has not been contaminated by any toilet discharge, has not been affected by infectious, contaminated, or unhealthy bodily wastes, and does not present a threat from contamination by unhealthful processing, manufacturing, or operating wastes. "Graywater" includes, but is not limited to wastewater from bathtubs, showers, bathroom washbasins, clothes washing machines and laundry tubs, but does not include waste water from kitchen sinks or dishwashers.

MODEL WATER EFFICIENT LANDSCAPE ORDINANCE (MWELO). The California ordinance regulating landscape design, installation and maintenance practices that will ensure commercial, multifamily and other developer installed landscapes greater than 2500 square feet meet an irrigation water budget developed based on landscaped area and climatological parameters.

MODEL WATER EFFICIENT LANDSCAPE ORDINANCE (MWELO). [HCD] The California model ordinance (California Code of Regulations, Title 23, Division 2, Chapter 2.7), regulating landscape design, installation and maintenance practices. Local agencies are required to adopt the updated MWELO, or adopt a local ordinance at least as effective as the MWELO.

POTABLE WATER. Water that is drinkable and meets the U.S. Environmental Protection Agency (EPA) Drinking Water Standards. See definition in the California Plumbing Code, Part 5.

POTABLE WATER. [HCD] Water that is satisfactory for drinking, culinary, and domestic purposes, and meets the U.S. Environmental Protection Agency (EPA) Drinking Water Standards and the requirements of the Health Authority Having Jurisdiction.

RECYCLED WATER. Water which, as a result of treatment of waste, is suitable for a direct beneficial use or a controlled use that would not otherwise occur [Water Code Section 13050 (n)]. Simply put, recycled water is water treated to remove waste matter attaining a quality that is suitable to use the water again.

SUBMETER. [HCD 1) A secondary device beyond a meter that measures water consumption of an individual rental unit within a multiunit residential structure or mixed-use residential and commercial structure. (See Civic Code Section 1954.202 (g) and Water code Section 517 for additional details.)

WATER BUDGET. Is the estimated total landscape irrigation water use which shall not exceed the maximum applied water allowance calculated in accordance with the Department of Water Resources Model Efficient Landscape Ordinance (MWELO).

SECTION 5.303 INDOOR WATER USE
5.303.1 METERS. Separate submeters or metering devices shall be installed for the uses described in Sections 503.1.1 and 503.1.2.

5.303.1.1 Buildings in excess of 50,000 square feet. Separate submeters shall be installed as follows:

1. For each individual leased, rented or other tenant space within the building projected to consume more than 100 gal/day (380 L/day), including, but not limited to, spaces used for laundry or cleaners, restaurant or food service, medical or dental office, laboratory, or beauty salon or barber shop.
2. Where separate submeters for individual building tenants are unfeasible, for water supplied to the following subsystems:
   a. Makeup water for cooling towers where flow through is greater than 500 gpm (30 L/s).
   b. Makeup water for evaporative coolers greater than 6 gpm (0.04 L/s).
   c. Steam and hot water boilers with energy input more than 500,000 Btu/h (147 kW).

5.303.1.2 Excess consumption. A separate submeter or metering device shall be provided for any tenant within a new building or within an addition that is projected to consume more than 1,000 gal/day.

5.303.3 WATER CONSERVING PLUMBING FIXTURES AND FITTINGS. Plumbing fixtures (water closets and urinals) and fittings (faucets and showerheads) shall comply with the following:

5.303.3.1 Water Closets. The effective flush volume of all water closets shall not exceed 1.28 gallons per flush. Tank-type water closets shall be certified to the performance criteria of the U.S. EPA WaterSense Specification for Tank-Type toilets.

Note: The effective flush volume of dual flush toilets is defined as the composite, average flush volume of two reduced flushes and one full flush.

5.303.3.2 Urinals.
5.303.3.2.1 Wall-mounted Urinals. The effective flush volume of wall-mounted urinals shall not exceed 0.125 gallons per flush.

5.303.3.2.2 Floor-mounted Urinals. The effective flush volume of floor-mounted or other urinals shall not exceed 0.5 gallons per flush.

5.303.3.3 Showerheads. [BSC-CG]
5.303.3.3.1 Single showerhead. Showerheads shall have a maximum flow rate of not more than 1.8 gallons per minute at 80 psi. Showerheads shall be certified to the performance criteria of the U.S. EPA WaterSense Specification for Showerheads.

5.303.3.3.2 Multiple showerheads serving one shower. When a shower is served by more than one showerhead, the combined flow rate of all the showerheads and/or other shower outlets controlled by a single valve shall not exceed 1.8 gallons per minute at 80 psi, or the shower shall be designed to allow only one shower outlet to be in operation at a time.
Note: A hand-held shower shall be considered a showerhead.

DISCLAIMER: *THIS DOCUMENT IS PROVIDED AND INTENDED TO BE USED AS A MEANS TO INDICATE AREAS OF COMPLIANCE WITH THE CALIFORNIA GREEN BUILDING STANDARDS (CALGREEN) CODE. DUE TO THE VARIABLES BETWEEN BUILDING DEPARTMENT JURISDICTIONS, THIS CHECKLIST IS TO BE USED ON AN INDIVIDUAL PROJECT BASIS AND MAY BE MODIFIED BY THE END USER TO MEET THOSE INDIVIDUAL NEEDS. THE END USER ASSUMES ALL RESPONSIBILITY ASSOCIATED WITH THE USE OF THIS DOCUMENT, INCLUDING VERIFICATION WITH THE FULL CODE.*

These drawings and accompanying, as instruments of service, are the exclusive property of the Architect and their use and publication shall be restricted to the original site for which they were prepared. Re-use, reproduction or publication by any method, in whole or part, is prohibited by written permission from the Architect. Title to these plans and specifications shall remain with the Architect without prejudice, and visual with them shall constitute prima facie evidence of acceptance of these restrictions.

BOA Architecture Interiors Planning
1511 Cota Ave. Long Beach, CA 90813 Tel. 562-912-7900

GARDENA FIRE STATION 158
ROOF REPLACEMENT PROJECT, WATER DAMAGE CILING REPAIR PHASE JN 509
1650 W. 162nd Street. Gardena , CA 90247

No.	Date	Revision	By	Ck

Designer: Designer
CAD Draft: Author
Architect: Checker
Engineer:
Client: COUNTY OF LA
Date Issue: 6-28-2022
Job Number: 2946

Client: CITY OF GARDENA DEPARTMENT OF PUBLIC WORKS - ENGINEERING

Consultant:

LICENSED ARCHITECT
Edward Lok Ng
C-16840
REN:11/30/23
STATE OF CALIFORNIA

- CALGREEN - NON
- RESIDENTIAL
-

CITY DWG #: 5-2607

CG1

BID SET
NOT FOR CONSTRUCTION

REVIEWED
FOR
CODE COMPLIANCE
Jul 19, 2022
CITY OF GARDENA

G:\Project Files\2946 Gardena Fire Station #158 Replace Ceiling\0-Drawings\01-Revit\Gardena Fire Station 158_detached.rvt
6/28/2022 2:51:18 PM

2019 CALIFORNIA GREEN BUILDING STANDARDS CODE
NONRESIDENTIAL MANDATORY MEASURES, SHEET 1 (July 2021, Includes July 2021 Supplement)

Y – YES
N/A – NOT APPLICABLE
RESPON. PARTY – RESPONSIBLE PARTY (ie: ARCHITECT, ENGINEER, OWNER, CONTRACTOR, INSPECTOR ETC.)

5.303.3.4 Faucets and fountains.

5.303.3.4.1 Nonresidential Lavatory faucets. Lavatory faucets shall have a maximum flow rate of not more than 0.5 gallons per minute at 60 psi.

5.303.3.4.2 Kitchen faucets. Kitchen faucets shall have a maximum flow rate of not more than 1.8 gallons per minute at 60 psi. Kitchen faucets may temporarily increase the flow above the maximum rate, but not to exceed 2.2 gallons per minute at 60 psi, and must default to a maximum flow rate of 1.8 gallons per minute at 60 psi.

5.303.3.4.3 Wash fountains. Wash fountains shall have a maximum flow rate of not more than1.8 gallons per minute/20 [rim space (inches) at 60 psi].

5.303.3.4.4 Metering faucets. Metering faucets shall not deliver more than 0.20 gallons per cycle.

5.303.3.4.5 Metering faucets for wash fountains. Metering faucets for wash fountains shall have a maximum flow rate of not more than 0.20 gallons per minute/20 [rim space (inches) at 60 psi].

Note: Where complying faucets are unavailable, aerators or other means may be used to achieve reduction.

5.303.3.4.6 Pre-rinse spray value
When installed, shall meet the requirements in the *California Code of Regulations*, Title 20 (Appliance Efficiency Regulations), Section 1605.1 (h)(4) Table H-2, Section 1605.3 (h)(4)(A), and Section 1607 (d)(7), and shall be equipped with an integral automatic shutoff.

FOR REFERENCE ONLY: The following table and code section have been reprinted from the *California Code of Regulations*, Title 20 (Appliance Efficiency Regulations), Section 1605.1 (h)(4) and Section 1605.3 (h)(4)(A).

TABLE H-2

STANDARDS FOR COMMERCIAL PRE-RINSE SPRAY VALUES MANUFACTURED ON OR AFTER JANUARY 28, 2019

PRODUCT CLASS [spray force in ounce force (ozf)]	MAXIMUM FLOW RATE (gpm)
Product Class 1 (≤ 5.0 ozf)	1.00
Product Class 2 (> 5.0 ozf and ≤ 8.0 ozf)	1.20
Product Class 3 (> 8.0 ozf)	1.28

5.303.4 COMMERCIAL KITCHEN EQUIPMENT.

5.303.4.1 Food Waste Disposers. Disposers shall either modulate the use of water to no more than 1 gpm when the disposer is not in use (not actively grinding food waste/no-load) or shall automatically shut off after no more than 10 minutes of inactivity. Disposers shall use no more than 8 gpm of water.
Note: This code section does not affect local jurisdiction authority to prohibit or require disposer installation.

5.303.5 AREAS OF ADDITION OR ALTERATION. For those occupancies within the authority of the California Building Standards Commission as specified in Section 103, the provisions of Section 5.303.3 and 5.303.4 shall apply to new fixtures in additions or areas of alteration to the building.

5.303.6 STANDARDS FOR PLUMBING FIXTURES AND FITTINGS. Plumbing fixtures and fittings shall be installed in accordance with the *California Plumbing Code*, and shall meet the applicable standards referenced in Table 1701.1 of the *California Plumbing Code* and in Chapter 6 of this code.

SECTION 5.304 OUTDOOR WATER USE
5.304.1 OUTDOOR POTABLE WATER USE IN LANDSCAPE AREAS. Nonresidential developments shall comply with a local water efficient landscape ordinance or the current California Department of Water Resources' Model Water Efficient Landscape Ordinance (MWELO), whichever is more stringent.

Notes:
1. The Model Water Efficient Landscape Ordinance (MWELO) is located in the California Code of Regulations, Title 23, Chapter 2.7, Division 2.
2. MWELO and supporting documents, including a water budget calculator, are available at: https://www.water.ca.gov/.

5.304.6 OUTDOOR POTABLE WATER USE IN LANDSCAPE AREAS. For public schools and community colleges, landscape projects as described in Sections 5.304.6.1 and 5.304.6.2 shall comply with the California Department of Water Resources Model Water Efficient Landscape Ordinance (MWELO) commencing with Section 490 of Chapter 2.7, Division 2, Title 23, *California Code of Regulations*, except that the evapotranspiration adjustment factor (ETAF) shall be 0.65 with an additional water allowance for special landscape areas (SLA) of 0.35.

Exception: Any project with an aggregate landscape area of 2,500 square feet or less may comply with the prescriptive measures contained in Appendix D of the MWELO.

5.304.6.1 Newly constructed landscapes. New construction projects with an aggregate landscape area equal to or greater than 500 square feet.

5.304.6.2 Rehabilitated landscapes. Rehabilitated landscape projects with an aggregate landscape area equal to or greater than 1,200 square feet.

DIVISION 5.4 MATERIAL CONSERVATION AND RESOURCE EFFICIENCY

SECTION 5.401 GENERAL
5.401.1 SCOPE. The provisions of this chapter shall outline means of achieving material conservation and resource efficiency through protection of buildings from exterior moisture, construction waste diversion, employment of techniques to reduce pollution through recycling of materials, and building commissioning or testing and adjusting.

SECTION 5.402 DEFINITIONS
5.402.1 DEFINITIONS. The following terms are defined in Chapter 2 *(and are included here for reference)*

ADJUST. To regulate fluid flow rate and air patterns at the terminal equipment, such as to reduce fan speed or adjust a damper.

BALANCE. To proportion flows within the distribution system, including sub-mains, branches and terminals, according to design quantities.

BUILDING COMMISSIONING. A systematic quality assurance process that spans the entire design and construction process, including verifying and documenting that building systems and components are planned, designed, installed, tested, operated and maintained to meet the owner's project requirements.

ORGANIC WASTE. Food waste, green waste, landscape and pruning wste, nonhazardous wood waste, and food soiled paper waste that is mixed in with food waste.

TEST. A procedure to determine quantitative performance of a system or equipment

SECTION 5.407 WATER RESISTANCE AND MOISTURE MANAGEMENT
5.407.1 WEATHER PROTECTION. Provide a weather-resistant exterior wall and foundation envelope as required by California Building Code Section 1402.2 (Weather Protection), manufacturer's installation instructions or local ordinance, whichever is more stringent.

5.407.2 MOISTURE CONTROL. Employ moisture control measures by the following methods.

5.407.2.1 Sprinklers. Design and maintain landscape irrigation systems to prevent spray on structures.

5.407.2.2 Entries and openings. Design exterior entries and/or openings subject to foot traffic or wind-driven rain to prevent water intrusion into buildings as follows:

5.407.2.2.1 Exterior door protection. Primary exterior entries shall be covered to prevent water intrusion by using nonabsorbent floor and wall finishes within at least 2 feet around and perpendicular to such openings plus at least one of the following:

1. An installed awning at least 4 feet in depth.
2. The door is protected by a roof overhang at least 4 feet in depth.
3. The door is recessed at least 4 feet.
4. Other methods which provide equivalent protection.

5.407.2.2.2 Flashing. Install flashings integrated with a drainage plane.

SECTION 5.408 CONSTRUCTION WASTE REDUCTION, DISPOSAL AND RECYCLING
5.408.1 CONSTRUCTION WASTE MANAGEMENT. Recycle and/or salvage for reuse a minimum of 65% of the non-hazardous construction and demolition waste in accordance with Section 5.408.1.1, 5.408.1.2 or 5.408.1.3; or meet a local construction and demolition waste management ordinance, whichever is more stringent.

5.408.1.1 Construction waste management plan. Where a local jurisdiction does not have a construction and demolition waste management ordinance, submit a construction waste management plan that:

1. Identifies the construction and demolition waste materials to be diverted from disposal by efficient usage, recycling, reuse on the project or salvage for future use or sale.
2. Determines if construction and demolition waste materials will be sorted on-site (source-separated) or bulk mixed (single stream).
3. Identifies diversion facilities where construction and demolition waste material collected will be taken.
4. Specifies that the amount of construction and demolition waste materials diverted shall be calculated by weight or volume, but not by both.

5.408.1.2 Waste Management Company. Utilize a waste management company that can provide verifiable documentation that the percentage of construction and demolition waste material diverted from the landfill complies with this section.

Note: The owner or contractor shall make the determination if the construction and demolition waste material will be diverted by a waste management company.

Exceptions to Sections 5.408.1.1 and 5.408.1.2:

1. Excavated soil and land-clearing debris.
2. Alternate waste reduction methods developed by working with local agencies if diversion or recycle facilities capable of compliance with this item do not exist.
3. Demolition waste meeting local ordinance or calculated in consideration of local recycling facilities and markets.

5.408.1.3 Waste stream reduction alternative. The combined weight of new construction disposal that does not exceed two pounds per square foot of building area may be deemed to meet the 65% minimum requirement as approved by the enforcing agency.

5.408.1.4 Documentation. Documentation shall be provided to the enforcing agency which demonstrates compliance with Sections 5.408.1.1, through 5.408.1.3. The waste management plan shall be updated as necessary and shall be accessible during construction for examination by the enforcing agency.

Notes:

1. Sample forms found in "A Guide to the California Green Building Standards Code (Nonresidential)" located www.dgs.ca.gov/BSC/Resources/Page-Content/Building-Standards-Commission-Resources-List-Folder/CALGreen may be used to assist in documenting compliance with the waste management plan.
2. Mixed construction and demolition debris processors can be located at the California Department of Resources Recycling and Recovery (CalRecycle).

5.408.2 UNIVERSAL WASTE. [A] Additions and alterations to a building or tenant space that meet the scoping provisions in Section 301.3 for nonresidential additions and alterations, shall require verification that Universal Waste items such as fluorescent lamps and ballast and mercury containing thermostats as well as other California prohibited Universal Waste materials are disposed of properly and are diverted from landfills. A list of prohibited Universal Waste materials shall be included in the construction documents.

Note: Refer to the Universal Waste Rule link at: http://www.dtsc.ca.gov/universalwaste/

5.408.3 EXCAVATED SOIL AND LAND CLEARING DEBRIS. 100 percent of trees, stumps, rocks and associated vegetation and soils resulting primarily from land clearing shall be reused or recycled. For a phased project, such material may be stockpiled on site until the storage site is developed.

Exception: Reuse, either on or off-site, of vegetation or soil contaminated by disease or pest infestation.

Notes:

1. If contamination by disease or pest infestation is suspected, contact the County Agricultural Commissioner and follow its direction for recycling or disposal of the material.
2. For a map of know pest and/or disease quarantine zones, consult with the California Department of Food and Agriculture. (www.cdfa.ca.gov)

SECTION 5.410 BUILDING MAINTENANCE AND OPERATIONS
5.410.1 RECYCLING BY OCCUPANTS. Provide readily accessible areas that serve the entire building and are identified for the depositing, storage and collection of non-hazardous materials for recycling, including (at a minimum) paper, corrugated cardboard, glass, plastics, organic waste, and metals or meet a lawfully enacted local recycling ordinance, if more restrictive.

Exception: Rural jurisdictions that meet and apply for the exemption in Public Resources Code 42649.82 (a)(2)(A) et seq. shall also be exempt from the organic waste portion of this section.

5.410.1.1 Additions. All additions conducted within a 12-month period under single or multiple permits, resulting in an increase of 30% or more in floor area, shall provide recycling areas on site.

Exception: Additions within a tenant space resulting in less than a 30% increase in the tenant space floor area.

5.410.1.2 Sample ordinance. Space allocation for recycling areas shall comply with Chapter 18, Part 3, Division 30 of the *Public Resources Code*. Chapter 18 is known as the California Solid Waste Reuse and Recycling Access Act of 1991 (Act).

Note: A sample ordinance for use by local agencies may be found in Appendix A of the document at the CalRecycle's web site.

5.410.2 COMMISSIONING. [N] New buildings 10,000 square feet and over. For new buildings 10,000 square feet and over, building commissioning shall be included in the design and construction processes of the building project to verify that the building systems and components meet the owner's or owner representative's project requirements. Commissioning shall be performed in accordance with this section by trained personnel with experience on projects of comparable size and complexity. For I-occupancies that are not regulated by OSHPD or for I-occupancies and L-occupancies that are not regulated y the California Energy Code Section 100.0 Scope, all requirements in Sections 5.410.2 through 5.410.2.6 shall apply.

Note: For energy-related systems under the scope (Section 100) of the California Energy Code, including heating, ventilation, air conditioning (HVAC) systems and controls, indoor lighting systems and controls, as well as water heating systems and controls, refer to California Energy Code Section 120.8 for commissioning requirements

Commissioning requirements shall include:

1. Owner's or Owner representative's project requirements.
2. Basis of design.
3. Commissioning measures shown in the construction documents.
4. Commissioning plan.
5. Functional performance testing.
6. Documentation and training.
7. Commissioning report.

Exceptions:

1. Unconditioned warehouses of any size.
2. Areas less than 10,000 square feet used for offices or other conditioned accessory spaces within unconditioned warehouses.
3. Tenant improvements less than 10,000 square feet as described in Section 303.1.1.
4. Open parking garages of any size, or open parking garage areas, of any size, within a structure.

Note: For the purposes of this section, unconditioned shall mean a building, area, or room which does not provide heating and or air conditioning.

Informational Notes:

1. IAS AC 476 is an accreditation criteria for organizations providing training and/or certification of commissioning personnel. AC 476 is available to the Authority Having Jurisdiction as a reference for qualifications of commissioning personnel. AC 476 des not certify individuals to conduct functional performance tests or to adjust and balance systems.
2. Functional performance testing for heating, ventilation, air conditioning systems and lighting controls must be performed in compliance with the *California Energy Code*.

5.410.2.1 Owner's or Owner Representative's Project Requirements (OPR). [N] The expectations and requirements of the building appropriate to its phase shall be documented before the design phase of the project begins. This documentation shall include the following:
1. Environmental and sustainability goals.
2. Building sustainable goals.
3. Indoor environmental quality requirements.
4. Project program, including facility functions and hours of operation, and need for after hours operation.
5. Equipment and systems expectations.
6. Building occupant and operation and maintenance (O&M) personnel expectations.

5.410.2.2 Basis of Design (BOD). [N] A written explanation of how the design of the building systems meets the OPR shall be completed at the design phase of the building project. The Basis of Design document shall cover the following systems:

1. Renewable energy systems.
2. Landscape irrigation systems.
3. Water reuse system.

5.410.2.3 Commissioning plan. [N] Prior to permit issuance a commissioning plan shall be completed to document how the project will be commissioned. The commissioning plan shall include the following:
1. General project information.
2. Commissioning goals.
3. Systems to be commissioned. Plans to test systems and components shall include:
   a. An explanation of the original design intent.
   b. Equipment and systems to be tested, including the extent of tests.
   c. Functions to be tested.
   d. Conditions under which the test shall be performed.
   e. Measurable criteria for acceptable performance.
4. Commissioning team information.
5. Commissioning process activities, schedules and responsibilities. Plans for the completion of commissioning shall be included.

5.410.2.4 Functional performance testing. [N] Functional performance tests shall demonstrate the correct installation and operation of each component, system and system-to-system interface in accordance with the approved plans and specifications. Functional performance testing reports shall contain information addressing each of the building components tested, the testing methods utilized, and include any readings and adjustments made.

5.410.2.5 Documentation and training. [N] A Systems Manual and Systems Operations Training are required, including Occupational Safety and Health Act (OSHA) requirements in *California Code of Regulations* (CCR), Title 8, Section 5142, and other related regulations.

5.410.2.5.1 Systems manual. [N] Documentation of the operational aspects of the building shall be completed within the systems manual and delivered to the building owner or representative. The systems manual shall include the following:
1. Site information, including facility description, history and current requirements.
2. Site contact information.
3. Basic operations and maintenance, including general site operating procedures, basic troubleshooting, recommended maintenance requirements, site events log.
4. Major systems.
5. Site equipment inventory and maintenance notes.
6. A copy of verifications required by the enforcing agency or this code.
7. Other resources and documentation, if applicable.

5.410.2.5.2 Systems operations training. [N] A program for training of the appropriate maintenance staff for each equipment type and/or system shall be developed and documented in the commissioning report and shall include the following:
1. System/equipment overview (what it is, what it does and with what other systems and/or equipment it interfaces).
2. Review and demonstration of servicing/preventive maintenance.
3. Review of the information in the Systems Manual.
4. Review of the record drawings on the system/equipment.

5.410.2.6 Commissioning report. [N] A report of commissioning process activities undertaken through the design and construction phases of the building project shall be completed and provided to the owner or representative.

5.410.4 TESTING AND ADJUSTING. New buildings less than 10,000 square feet. Testing and adjusting of systems shall be required for new buildings less than 10,000 square feet or new systems to serve an addition or alteration subject to Section 303.1.

5.410.4.2 (Reserved)

Note: For energy-related systems under the scope (Section 100) of the California Energy Code, including heating, ventilation, air conditioning (HVAC) systems and controls, indoor lighting system and controls, as well as water heating systems and controls, refer to California Energy Code Section 120.8 for commissioning requirements and Sections 120.5, 120.6, 130.4, and 140.9(b)3 for additional testing requirements of specific systems.

5.410.4.2 Systems. Develop a written plan of procedures for testing and adjusting systems. Systems to be included for testing and adjusting shall include at a minimum, as applicable to the project:

1. Renewable energy systems.
2. Landscape irrigation systems.
3. Water reuse systems.

5.410.4.3 Procedures. Perform testing and adjusting procedures in accordance with manufacturer's specifications and applicable standards on each system.

5.410.4.3.1 HVAC balancing. In addition to testing and adjusting, before a new space-conditioning system serving a building or space is operated for normal use, the system shall be balanced in accordance with the procedures defined by the Testing Adjusting and Balancing Bureau National Standards; the National Environmental Balancing Bureau Procedural Standards; Associated Air Balance Council National Standards or as approved by the enforcing agency.

5.410.4.4 Reporting. After completion of testing, adjusting and balancing, provide a final report of testing signed by the individual responsible for performing these services.

5.410.4.5 Operation and maintenance (O & M) manual. Provide the building owner or representative with detailed operating and maintenance instructions and copies of guaranties/warranties for each system. O & M instructions shall be consistent with OSHA requirements in CCR, Title 8, Section 5142, and other related regulations.

5.410.4.5.1 Inspections and reports. Include a copy of all inspection verifications and reports required by the enforcing agency.

DIVISION 5.5 ENVIRONMENTAL QUALITY

SECTION 5.501 GENERAL
5.501.1 SCOPE. The provisions of this chapter shall outline means of reducing the quantity of air contaminants that are odorous, irritating, and/or harmful to the comfort and well-being of a building's installers, occupants and neighbors.

SECTION 5.502 DEFINITIONS
5.502.1 DEFINITIONS. The following terms are defined in Chapter 2 *(and are included here for reference)*

ARTERIAL HIGHWAY. A general term denoting a highway primarily for through traffic usually on a continuous route.

A-WEIGHTED SOUND LEVEL (dBA). The sound pressure level in decibels as measured on a sound level meter using the internationally standardized A-weighting filter or as computed from sound spectral data to which A-weighting adjustments have been made.

1 BTU/HOUR. British thermal units per hour, also referred to as Btu. The amount of heat required to raise one pound of water one degree Fahrenheit per hour, a common measure of heat transfer rate. A ton of refrigeration is 12,000 Btu, the amount of heat required to melt a ton (2,000 pounds) of ice at 32° Fahrenheit.

COMMUNITY NOISE EQUIVALENT LEVEL (CNEL). A metric similar to the day-night average sound level (Ldn), except that a 5 decibel adjustment is added to the equivalent continuous sound exposure level for evening hours (7pm to 10pm) in addition to the 10 dB nighttime adjustment used in the Ldn.

COMPOSITE WOOD PRODUCTS. Composite wood products include hardwood plywood, particleboard and medium density fiberboard. "Composite wood products" does not include hardboard, structural plywood, structural panels, structural composite lumber, oriented strand board, glued laminated timber, prefabricated wood I-joists or finger–jointed lumber, all as specified in California Code of Regulations (CCR), Title 17, Section 93120.1(a).

Note: See CCR, Title 17, Section 93120.1.

DAY-NIGHT AVERAGE SOUND LEVEL (Ldn). The A-weighted equivalent continuous sound exposure level for a 24-hour period with a 10 dB adjustment added to sound levels occurring during nighttime hours (10p.m. to 7 a.m.).

DECIBEL (db). A measure on a logarithmic scale of the magnitude of a particular quantity (such as sound pressure, sound power, sound intensity) with respect to a reference quantity.

ELECTRIC VEHICLE (EV). An automotive-type vehicle for on-road use, such as passenger automobiles, buses, trucks, vans, neighborhood electric vehicles, electric motorcycles, and the like, primarily powered by an electric motor that draws current from a rechargeable storage battery, fuel cell, photovoltaic array, or other source of electric current. Plug-in hybrid electric vehicles (PHEV) are considered electric vehicles. For purposes of the *California Electrical Code*, off-road, self-propelled electric vehicles, such as industrial trucks, hoists, lifts, transports, golf carts, airline ground support equipment, tractors, boats, and the like, are not included.

ELECTRIC VEHICLE CHARGING STATION(S) (EVCS). One or more spaces intended for charging electric vehicles.

ELECTRIC VEHICLE SUPPLY EQUIPMENT (EVSE). The conductors, including the ungrounded, grounded, and equipment grounding conductors and the electric vehicle connectors, attachment plugs, and all other fittings, devices, power outlets, or apparatus installed specifically for the purpose of transferring energy between the premises wiring and the electric vehicle.

ENERGY EQUIVALENT (NOISE) LEVEL (Leq). The level of a steady noise which would have the same energy as the fluctuating noise level integrated over the time of period of interest.

EXPRESSWAY. An arterial highway for through traffic which may have partial control of access, but which may or may not be divided or have grade separations at intersections.

FREEWAY. A divided arterial highway with full control of access and with grade separations at intersections.

GLOBAL WARMING POTENTIAL (GWP). The radiative forcing impact of one mass-based unit of a given greenhouse gas relative to an equivalent unit of carbon dioxide over a given period of time. Carbon dioxide is the reference compound with a GWP of one.

GLOBAL WARMING POTENTIAL VALUE (GWP VALUE). A 100-year GWP value published by the Intergovernmental Panel on Climate Change (IPCC) in either its Second Assessment Report (SAR) (IPCC, 1995); or its Fourth Assessment A-3 Report (AR4) (IPCC, 2007). The SAR GWP values are found in column "SAR (100-yr)" of Table 2.14.; the AR4 GWP values are found in column "100 yr" of Table 2.14.

HIGH-GWP REFRIGERANT. A compound used as a heat transfer fluid or gas that is: (a) a chlorofluorocarbon, a hdrochlorofluorocarbon, a hydrofluorocarbon, a perfluorocarbon, or any compound or blend of compounds, with a GWP value equal to or greater than 150, or (B) any ozone depleting substance as defined in Title 40 of the Code of Federal Regulations, Part 82, sec.82.3 (as amended March 10, 2009).

LONG RADIUS ELBOW. Pipe fitting installed between two lengths of pipe or tubing to allow a change of direction, with a radius 1.5 times the pipe diameter.

LOW-GWP REFRIGERANT. A compound used as a heat transfer fluid or gas that: (A) has a GWP value less than 150, and (B) is not an ozone depleting substance as defined in Title 40 of the Code of Federal Regulations, Part 82, sec.82.3 (as amended March 10, 2009).

MERV. Filter minimum efficiency reporting value, based on ASHRAE 52.2–1999.

MAXIMUM INCREMENTAL REACTIVITY (MIR). The maximum change in weight of ozone formed by adding a compound to the "Base REactive Organic Gas (ROG) Mixture" per weight of compound added, expressed to hundreths of a gram (g O^3/g ROC).

PRODUCT-WEIGHTED MIR (PWMIR). The sum of all weighted-MIR for all ingredients in a product subject to this article. The PWMIR is the total product reactivity expressed to hundredths of a gram of ozone formed per gram of product (excluding container and packaging).

PSIG. Pounds per square inch, guage.

REACTIVE ORGANIC COMPOUND (ROC). Any compound that has the potential, once emitted, to contribute to ozone formation in the troposphere.

SCHRADER ACCESS VALVES. Access fittings with a valve core installed.

SHORT RADIUS ELBOW. Pipe fitting installed between two lengths of pipe or tubing to allow a change of direction, with a radius 1.0 times the pipe diameter.

SUPERMARKET. For the purposes of Section 5.508.2, a supermarket is any retail food facility with 8,000 square feet or more conditioned area, and that utilizes either refrigerated display cases, or walk-in coolers or freezers connected to remote compressor units or condensing units.

VOC. A volatile organic compound broadly defined as a chemical compound based on carbon chains or rings with vapor pressures greater than 0.1 millimeters of mercury at room temperature. These compounds typically contain hydrogen and may contain oxygen, nitrogen and other elements. See CCR Title 17, Section 94508(a)

Note: Where specific regulations are cited from different agencies such as SCAQMD, ARB, etc., the VOC definition included in that specific regulation is the one that prevails for the specific measure in question.

SECTION 5.503 FIREPLACES
5.503.1 FIREPLACES. Install only a direct-vent sealed-combustion gas or sealed wood-burning fireplace, or a sealed woodstove or pellet stove, and refer to residential requirements in the California Energy Code, Title 24, Part 6, Subchapter 7, Section 150. Woodstoves, pellet stoves and fireplaces shall comply with applicable local ordinances.

5.503.1.1 Woodstoves. Woodstoves and pellet stoves shall comply with U.S. EPA New Source Performance Standards (NSPS) emission limits as applicable, and shall have a permanent label indicating they are certified to meet the emission limits.

SECTION 5.504 POLLUTANT CONTROL
5.504.1 TEMPORARY VENTILATION. The permanent HVAC system shall only be used during construction if necessary to condition the building or areas of addition or alteration within the required temperature range for material and equipment installation. If the HVAC system is used during construction, use return air filters with a Minimum Efficiency Reporting Value (MERV) of 8, based on ASHRAE 52.2-1999, or an average efficiency of 30% based on ASHRAE 52.1-1992 Replace all filters immediately prior to occupancy, or, if the building is occupied during alteration, at the conclusion of construction.

5.504.3 Covering of duct openings and protection of mechanical equipment during construction. At the time of rough installation and during storage on the construction site until final startup of the heating, cooling and ventilation equipment, all duct and other related air distribution component openings shall be covered with tape, plastic, sheetmetal or other methods acceptable to the enforcing agency to reduce the amount of dust, water and debris which may enter the system.

DISCLAIMER:*THIS DOCUMENT IS PROVIDED AND INTENDED TO BE USED AS A MEANS TO INDICATE AREAS OF COMPLIANCE WITH THE CALIFORNIA GREEN BUILDING STANDARDS (CALGREEN) CODE. DUE TO THE VARIABLES BETWEEN BUILDING DEPARTMENT JURISDICTIONS, THIS CHECKLIST IS TO BE USED ON AN INDIVIDUAL PROJECT BASIS AND MAY BE MODIFIED BY THE END USER TO MEET THOSE INDIVIDUAL NEEDS. THE END USER ASSUMES ALL RESPONSIBILITY ASSOCIATED WITH THE USE OF THIS DOCUMENT, INCLUDING VERIFICATION WITH THE FULL CODE.*

BID SET
NOT FOR CONSTRUCTION

REVIEWED
FOR
CODE COMPLIANCE
Jul 19, 2022
CITY OF GARDENA

These drawings and accompanying, as instruments of service, are the exclusive property of the Architect and their use and publication shall be restricted to the original site for which they were prepared. Re-use, reproduction or publication by any method, in whole or part, is prohibited by written permission from the Architect. Title to these plans and specifications shall remain with the Architect without prejudice, and visual with them shall constitute prima facie evidence of acceptance of these restrictions.

BOA Architecture Interiors Planning
1511 Cota Ave. Long Beach, CA 90813 Tel. 562 - 912 - 7900

GARDENA FIRE STATION 158
ROOF REPLACEMENT PROJECT, WATER DAMAGE CILING REPAIR PHASE JN 509
1650 W. 162nd Street. Gardena , CA.90247

No.	Date	Revision	By	Ck

Designer: Designer
CAD Draft: Author
Architect: Checker
Engineer:
Client: COUNTY OF LA
Date Issue: 6 - 28 - 2022
Job Number: 2946

Client:
CITY OF GARDENA
DEPARTMENT OF PUBLIC WORKS - ENGINEERING

Consultant:

LICENSED ARCHITECT
Edward Lok Ng
C-16840
REN:11/30/23
STATE OF CALIFORNIA

- CALGREEN - NON
- RESIDENTIAL
-

CITY DWG #: 5 - 2607

CG2

G:\Project Files\2946 Gardena Fire Station #158 Replace Ceiling\01-Drawings\01-Revit\Gardena Fire Station 158_detached.rvt
6/28/2022 2:51:18 PM

2019 CALIFORNIA GREEN BUILDING STANDARDS CODE
NONRESIDENTIAL MANDATORY MEASURES, SHEET 1 (July 2021, Includes July 2021 Supplement)

Y – YES
N/A – NOT APPLICABLE
RESPON. PARTY – RESPONSIBLE PARTY (ie: ARCHITECT, ENGINEER, OWNER, CONTRACTOR, INSPECTOR ETC.)

Y	N/A	RESPON. PARTY
☐	☐	

5.504.4 FINISH MATERIAL POLLUTANT CONTROL. Finish materials shall comply with Sections 5.504.4.1 through 5.504.4.6.

5.504.4.1 Adhesives, sealants and caulks. Adhesives, sealants, and caulks used on the project shall meet the requirements of the following standards:

1. Adhesives, adhesive bonding primers, adhesive primers, sealants, sealant primers and caulks shall comply with local or regional air pollution control or air quality management district rules where applicable, or SCAQMD Rule 1168 VOC limits, as shown in Tables 5.504.4.1 and 5.504.4.2. Such products also shall comply with the Rule 1168 prohibition on the use of certain toxic compounds (chloroform, ethylene dichloride, methylene chloride, perchloroethylene and trichloroethylene), except for aerosol products as specified in subsection 2, below.

2. Aerosol adhesives, and smaller unit sizes of adhesives, and sealant or caulking compounds (in units of product, less packaging, which do not weigh more than one pound and do not consist of more than 16 fluid ounces) shall comply with statewide VOC standards and other requirements, including prohibitions on use of certain toxic compounds, of *California Code of Regulations*, Title 17, commencing with Section 94507.

TABLE 5.504.4.1 - ADHESIVE VOC LIMIT[1,2]

Less Water and Less Exempt Compounds in Grams per Liter

ARCHITECTURAL APPLICATIONS	CURRENT VOC LIMIT
INDOOR CARPET ADHESIVES	50
CARPET PAD ADHESIVES	50
OUTDOOR CARPET ADHESIVES	150
WOOD FLOORING ADHESIVES	100
RUBBER FLOOR ADHESIVES	60
SUBFLOOR ADHESIVES	50
CERAMIC TILE ADHESIVES	65
VCT & ASPHALT TILE ADHESIVES	50
DRYWALL & PANEL ADHESIVES	50
COVE BASE ADHESIVES	50
MULTIPURPOSE CONSTRUCTION ADHESIVES	70
STRUCTURAL GLAZING ADHESIVES	100
SINGLE-PLY ROOF MEMBRANE ADHESIVES	250
OTHER ADHESIVES NOT SPECIFICALLY LISTED	50
SPECIALTY APPLICATIONS	
PVC WELDING	510
CPVC WELDING	490
ABS WELDING	325
PLASTIC CEMENT WELDING	250
ADHESIVE PRIMER FOR PLASTIC	550
CONTACT ADHESIVE	80
SPECIAL PURPOSE CONTACT ADHESIVE	250
STRUCTURAL WOOD MEMBER ADHESIVE	140
TOP & TRIM ADHESIVE	250
SUBSTRATE SPECIFIC APPLICATIONS	
METAL TO METAL	30
PLASTIC FOAMS	50
POROUS MATERIAL (EXCEPT WOOD)	50
WOOD	30
FIBERGLASS	80

1. IF AN ADHESIVE IS USED TO BOND DISSIMILAR SUBSTRATES TOGETHER, THE ADHESIVE WITH THE HIGHEST VOC CONTENT SHALL BE ALLOWED.

2. FOR ADDITIONAL INFORMATION REGARDING METHODS TO MEASURE THE VOC CONTENT SPECIFIED IN THIS TABLE, SEE SOUTH COAST AIR QUALITY MANAGEMENT DISTRICT RULE 1168, www.arb.ca.gov/DRDB/SC/CURHTML/R1168.PDF

TABLE 5.504.4.2 - SEALANT VOC LIMIT

Less Water and Less Exempt Compounds in Grams per Liter

SEALANTS	CURRENT VOC LIMIT
ARCHITECTURAL	250
MARINE DECK	760
NONMEMBRANE ROOF	300
ROADWAY	250
SINGLE-PLY ROOF MEMBRANE	450
OTHER	420
SEALANT PRIMERS	
ARCHITECTURAL	
NONPOROUS	250
POROUS	775
MODIFIED BITUMINOUS	500
MARINE DECK	760
OTHER	750

NOTE: FOR ADDITIONAL INFORMATION REGARDING METHODS TO MEASURE THE VOC CONTENT SPECIFIED IN THESE TABLES, SEE SOUTH COAST AIR QUALITY MANAGEMENT DISTRICT RULE 1168.

5.504.4.3 Paints and coatings. Architectural paints and coatings shall comply with VOC limits in Table 1 of the ARB Architectural Coatings Suggested Control Measure, as shown in Table 5.504.4.3, unless more stringent local limits apply. The VOC content limit for coatings that do not meet the definitions for the specialty coatings categories listed in Table 5.504.4.3 shall be determined by classifying the coating as a Flat, Nonflat or Nonflat-High Gloss coating, based on its gloss, as defined in Subsections 4.21, 4.36 and 4.37 of the 2007 California Air Resources Board Suggested Control Measure, and the corresponding Flat, Nonflat or Nonflat-High Gloss VOC limit in Table 5.504.4.3 shall apply.

5.504.4.3.1 Aerosol Paints and coatings. Aerosol paints and coatings shall meet the PWMIR Limits for ROC in Section 94522(a)(3) and other requirements, including prohibitions on use of certain toxic compounds and ozone depleting substances, in Sections 94522(c)(2) and (d)(2) of *California Code of Regulations*, Title 17, commencing with Section 94520; and in areas under the jurisdiction of the Bay Area Air Quality Management District additionally comply with the percent VOC by weight of product limits of Regulation 8 Rule 49.

Y	N/A	RESPON. PARTY

TABLE 5.504.4.3 - VOC CONTENT LIMITS FOR ARCHITECTURAL COATINGS[1,2,3]

GRAMS OF VOC PER LITER OF COATING, LESS WATER & LESS EXEMPT COMPOUNDS

COATING CATEGORY	CURRENT VOC LIMIT
FLAT COATINGS	50
NONFLAT COATINGS	100
NONFLAT HIGH GLOSS COATINGS	150
SPECIALTY COATINGS	
ALUMINUM ROOF COATINGS	400
BASEMENT SPECIALTY COATINGS	400
BITUMINOUS ROOF COATINGS	50
BITUMINOUS ROOF PRIMERS	350
BOND BREAKERS	350
CONCRETE CURING COMPOUNDS	350
CONCRETE/MASONRY SEALERS	100
DRIVEWAY SEALERS	50
DRY FOG COATINGS	150
FAUX FINISHING COATINGS	350
FIRE RESISTIVE COATINGS	350
FLOOR COATINGS	100
FORM-RELEASE COMPOUNDS	250
GRAPHIC ARTS COATINGS (SIGN PAINTS)	500
HIGH-TEMPERATURE COATINGS	420
INDUSTRIAL MAINTENANCE COATINGS	250
LOW SOLIDS COATINGS[1]	120
MAGNESITE CEMENT COATINGS	450
MASTIC TEXTURE COATINGS	100
METALLIC PIGMENTED COATINGS	500
MULTICOLOR COATINGS	250
PRETREATMENT WASH PRIMERS	420
PRIMERS, SEALERS, & UNDERCOATERS	100
REACTIVE PENETRATING SEALERS	350
RECYCLED COATINGS	250
ROOF COATINGS	50
RUST PREVENTATIVE COATINGS	250
SHELLACS:	
CLEAR	730
OPAQUE	550
SPECIALTY PRIMERS, SEALERS & UNDERCOATERS	100
STAINS	250
STONE CONSOLIDANTS	450
SWIMMING POOL COATINGS	340
TRAFFIC MARKING COATINGS	100
TUB & TILE REFINISH COATINGS	420
WATERPROOFING MEMBRANES	250
WOOD COATINGS	275
WOOD PRESERVATIVES	350
ZINC-RICH PRIMERS	340

1. GRAMS OF VOC PER LITER OF COATING, INCLUDING WATER & EXEMPT COMPOUNDS

2. THE SPECIFIED LIMITS REMAIN IN EFFECT UNLESS REVISED LIMITS ARE LISTED IN SUBSEQUENT COLUMNS IN THE TABLE.

3. VALUES IN THIS TABLE ARE DERIVED FROM THOSE SPECIFIED BY THE CALIFORNIA AIR RESOURCES BOARD, ARCHITECTURAL COATINGS SUGGESTED CONTROL MEASURE, FEB. 1, 2008. MORE INFORMATION IS AVAILABLE FROM THE AIR RESOURCES BOARD.

5.504.4.3.2 Verification. Verification of compliance with this section shall be provided at the request of the enforcing agency. Documentation may include, but is not limited to, the following:

1. Manufacturer's product specification
2. Field verification of on-site product containers

5.504.4.4 Carpet Systems.
All carpet installed in the building interior shall meet the requirements of the California Department of Public Health, "Standard Method for the Testing and Evaluation of Volatile Organic Chemical Emissions from Indoor Sources Using Environmental Chambers." Version 1.2, January 2017 (Emission testing method for California Specifications 01350).

See California Department of Public Health's website for certification programs and testing labs. https://www.cdph.ca.gov/Programs/CCDPHP/DEODC/EHLB/IAQ/Pages/VOC.aspx#material

5.504.4.4.1 Carpet cushion. All carpet cushion installed in the building interior shall meet the requirements of the California Department of Public Health,"Standard Method for the Testing and Evaluation of Volatile Organic Chemical Emissions from Indoor Sources Using Environmental Chambers,"Version 1.2, January 2017 (Emission testing method for California Specifications 01350).

See California Department of Public Health's website for certification programs and testing labs. https://www.cdph.ca.gov/Programs/CCDPHP/DEODC/EHLB/IAQ/Pages/VOC.aspx#material

5.504.4.4.2 Carpet adhesive. All carpet adhesive shall meet the requirements of Table 5.504.4.1.

5.504.4.5 Composite wood products. Hardwood plywood, particleboard and medium density fiberboard composite wood products used on the interior or exterior of the buildings shall meet the requirements for formaldehyde as specified in ARB's Air Toxics Control Measure (ATCM) for Composite Wood (17 CCR 93120 et seq.). Those materials not exempted under the ATCM must meet the specified emission limits, as shown in Table 5.504.4.5.

5.504.4.5.3 Documentation. Verification of compliance with this section shall be provided as requested by the enforcing agency. Documentation shall include at least one of the following:

1. Product certifications and specifications.
2. Chain of custody certifications.
3. Product labeled and invoiced as meeting the Composite Wood Products regulation (see CCR, Title 17, Section 93120, et seq.).
4. Exterior grade products marked as meeting the PS-1 or PS-2 standards of the Engineered Wood Association, the Australian AS/NZS 2269 or European 636 3S standards.
5. Other methods acceptable to the enforcing agency.

Y	N/A	RESPON. PARTY

TABLE 5.504.4.5 - FORMALDEHYDE LIMITS[1]

MAXIMUM FORMALDEHYDE EMISSIONS IN PARTS PER MILLION

PRODUCT	CURRENT LIMIT
HARDWOOD PLYWOOD VENEER CORE	0.05
HARDWOOD PLYWOOD COMPOSITE CORE	0.05
PARTICLE BOARD	0.09
MEDIUM DENSITY FIBERBOARD	0.11
THIN MEDIUM DENSITY FIBERBOARD[2]	0.13

1. VALUES IN THIS TABLE ARE DERIVED FROM THOSE SPECIFIED BY THE CALIFORNIA AIR RESOURCES BOARD, AIR TOXICS CONTROL MEASURE FOR COMPOSITE WOOD AS TESTED IN ACCORDANCE WITH ASTM E 1333. FOR ADDITIONAL INFORMATION, SEE CALIFORNIA CODE OF REGULATIONS, TITLE 17, SECTIONS 93120 THROUGH 93120.12

2. THIN MEDIUM DENSITY FIBERBOARD HAS A MAXIMUM THICKNESS OF 5/16 INCHES (8 MM).

5.504.4.6 Resilient flooring systems. Where resilient flooring is installed, at least 80 percent of floor area receiving resilient flooring shall meet the requirements of the California Department of Public Health,"Standard Method for the Testing and Evaluation of Volatile Organic Chemical Emissions from Indoor Sources Using Environmental Chambers," Version 1.2, January 2017 (Emission testing method for California Specifications 01350)

See California Department of Public Health's website for certification programs and testing labs. https://www.cdph.ca.gov/Programs/CCDPHP/DEODC/EHLB/IAQ/Pages/VOC.aspx#material

5.504.4.6.1 Verification of compliance. Documentation shall be provided verifying that resilient flooring materials meet the pollutant emission limits.

5.504.5.3 Filters. In mechanically ventilated buildings, provide regularly occupied areas of the building with air filtration media for outside and return air that provides at least a Minimum Efficiency Reporting Value (MERV) of 13. MERV 13 filters shall be installed prior to occupancy, and recommendations for maintenance with filters of the same value shall be included in the operation and maintenance manual.

Exceptions: Existing mechanical equipment.

5.504.5.3.1 Labeling. Installed filters shall be clearly labeled by the manufacturer indicating the MERV rating.

5.504.7 ENVIRONMENTAL TOBACCO SMOKE (ETS) CONTROL. Where outdoor areas are provided for smoking, prohibit smoking within 25 feet of building entries, outdoor air intakes and operable windows and within the building as already prohibited by other laws or regulations; or as enforced by ordinances, regulations or policies of any city, county, city and county, California Community College, campus of the California State University, or campus of the University of California, whichever are more stringent. When ordinances, regulations or policies are not in place, post signage to inform building occupants of the prohibitions.

Y	N/A	RESPON. PARTY
☐	☐	

SECTION 5.505 INDOOR MOISTURE CONTROL

5.505.1 INDOOR MOISTURE CONTROL. Buildings shall meet or exceed the provisions of California Building Code, CCR, Title 24, Part 2, Sections 1202 (Ventilation) and Chapter 14 (Exterior Walls). For additional measures, see Section 5.407.2 of this code.

SECTION 5.506 INDOOR AIR QUALITY

Y	N/A	RESPON. PARTY
☐	☐	

5.506.1 OUTSIDE AIR DELIVERY. For mechanically or naturally ventilated spaces in buildings, meet the minimum requirements of Section 120.1 (Requirements For Ventilation) of the *California Energy Code*, or the applicable local code, whichever is more stringent, and Division 1, Chapter 4 of CCR, Title 8.

Y	N/A	RESPON. PARTY
☐	☐	

5.506.2 CARBON DIOXIDE (CO_2) MONITORING. For buildings or additions equipped with demand control ventilation, CO_2 sensors and ventilation controls shall be specified and installed in accordance with the requirements of the California Energy Code, Section 120(c)(4).

SECTION 5.507 ENVIRONMENTAL COMFORT

Y	N/A	RESPON. PARTY
☐	☐	

5.507.4 ACOUSTICAL CONTROL. Employ building assemblies and components with Sound Transmission Class (STC) values determined in accordance with ASTM E 90 and ASTM E 413, or Outdoor-Indoor Sound Transmission Class (OITC) determined in accordance with ASTM E 1332, using either the prescriptive or performance method in Section 5.507.4.1 or 5.507.4.2.

Exception: Buildings with few or no occupants or where occupants are not likely to be affected by exterior noise, as determined by the enforcement authority, such as factories, stadiums, storage, enclosed parking structures and utility buildings.

Exception: [DSA-SS] For public schools and community colleges, the requirements of this section and all subsections apply only to new construction.

5.507.4.1 Exterior noise transmission, prescriptive method. Wall and roof-ceiling assemblies exposed to the noise source making up the building or addition envelope or altered envelope shall meet a composite STC rating of at least 50 or a composite OITC rating of no less than 40, with exterior windows of a minimum STC of 40 or OITC of 30 in the following locations:

1. Within the 65 CNEL noise contour of an airport.

Exceptions:

1. L_{dn} or CNEL for military airports shall be determined by the facility Air Installation Compatible Land Use Zone (AICUZ) plan.
2. L_{dn} or CNEL for other airports and heliports for which a land use plan has not been developed shall be determined by the local general plan noise element.

2. Within the 65 CNEL or L_{dn} noise contour of a freeway or expressway, railroad, industrial source or fixed-guideway source as determined by the Noise Element of the General Plan.

5.507.4.1.1. Noise exposure where noise contours are not readily available. Buildings exposed to a noise level of 65 dB L_{eq} - 1-hr during any hour of operation shall have building, addition or alteration exterior wall and roof-ceiling assemblies exposed to the noise source meeting a composite STC rating of at least 45 (or OITC 35), with exterior windows of a minimum STC of 40 (or OITC 30).

5.507.4.2 Performance Method. For buildings located as defined in Section 5.507.4.1 or 5.507.4.1.1, wall and roof-ceiling assemblies exposed to the noise source making up the building or addition envelope or altered envelope shall be constructed to provide an interior noise environment attributable to exterior sources that does not exceed an hourly equivalent noise level (Leq-1Hr) of 50 dBA in occupied areas during any hour of operation.

5.507.4.2.1 Site Features. Exterior features such as sound walls or earth berms may be utilized as appropriate to the building, addition or alteration project to mitigate sound migration to the interior.

5.507.4.2.2 Documentation of Compliance. An acoustical analysis documenting complying interior sound levels shall be prepared by personnel approved by the architect or engineer of record.

5.507.4.3 Interior sound transmission. Wall and floor-ceiling assemblies separating tenant spaces and tenant spaces and public places shall have an STC of at least 40.

Note: Examples of assemblies and their various STC ratings may be found at the California Office of Noise Control: www.toolbase.org/PDF/CaseStudies/stc_icc_ratings.pdf.

SECTION 5.508 OUTDOOR AIR QUALITY

Y	N/A	RESPON. PARTY
☐	☐	

5.508.1 Ozone depletion and greenhouse gas reductions. Installations of HVAC, refrigeration and fire suppression equipment shall comply with Sections 5.508.1.1 and 5.508.1.2.

5.508.1.1 Chlorofluorocarbons (CFCs). Install HVAC, refrigeration and fire suppression equipment that do not contain CFCs.

5.508.1.2 Halons. Install HVAC, refrigeration and fire suppression equipment that do not contain Halons.

Y	N/A	RESPON. PARTY
☐	☐	

5.508.2 Supermarket refrigerant leak reduction. New commercial refrigeration systems shall comply with the provisions of this section when installed in retail food stores 8,000 square feet or more conditioned area, and that utilize either refrigerated display cases, or walk-in coolers or freezers connected to remote compressor units or condensing units. The leak reduction measures apply to refrigeration systems containing high-global-warming potential (high-GWP) refrigerants with a GWP of 150 or greater. New refrigeration systems include both new facilities and the replacement of existing refrigeration systems in existing facilities.

Exception: Refrigeration systems containing low-global warming potential (low-GWP) refrigerant with a GWP value less than 150 are not subject to this section. Low-GWP refrigerants are nonozone-depleting refrigerants that include ammonia, carbon dioxide (CO_2), and potentially other refrigerants.

Y	N/A	RESPON. PARTY

5.508.2.1 Refrigerant piping. Piping compliant with the California Mechanical Code shall be installed to be accessible for leak protection and repairs. Piping runs using threaded pipe, copper tubing with an outside diameter (OD) less than 1/4 inch, flared tubing connections and short radius elbows shall not be used in refrigerant systems except as noted below.

5.508.2.1.1 Threaded pipe. Threaded connections are permitted at the compressor rack.

5.508.2.1.2 Copper pipe. Copper tubing with an OD less than 1/4 inch may be used in systems with a refrigerant charge of 5 pounds or less.

5.508.2.1.2.1 Anchorage. One-fouth-inch OD tubing shall be securely clamped to a rigid base to keep vibration levels below 8 mils.

5.508.2.1.3 Flared tubing connections. Double-flared tubing connections may be used for pressure controls, valve pilot lines and oil.

Exception: Single-flared tubing connections may be used with a multiring seal coated with industrial sealant suitable for use with refrigerants and tightened in accordance with manufacturer's recommendations.

5.508.2.1.4 Elbows. Short radius elbows are only permitted where space limitations prohibit use of long radius elbows.

5.508.2.2 Valves. Valves Valves and fittings shall comply with the *California Mechanical Code* and as follows.

5.508.2.2.1 Pressure relief valves. For vessels containing high-GWP refrigerant, a rupture disc shall be installed between the outlet of the vessel and the inlet of the pressure relief valve.

5.508.2.2.1.1 Pressure detection. A pressure gauge, pressure transducer or other device shall be installed in the space between the rupture disc and the relief valve inlet to indicate a disc rupture or discharge of the relief valve.

5.508.2.2.2 Access valves. Only Schrader access valves with a brass or steel body are permitted for use.

5.508.2.2.2.1 Valve caps. For systems with a refrigerant charge of 5 pounds or more, valve caps shall be brass or steel and not plastic.

5.508.2.2.2.2 Seal caps. If designed for it, the cap shall have a neoprene O-ring in place.

5.508.2.2.2.2.1 Chain tethers. Chain tethers to fit ovr the stem are required for valves designed to have seal caps.

Exception: Valves with seal caps that are not removed from the valve during stem operation.

5.508.2.3 Refrigerated service cases. Refrigerated service cases holding food products containing vinegar and salt shall have evaporator coils of corrosion-resistant material, such as stainless steel; or be coated to prevent corrosion from these substances.

5.508.2.3.1 Coil coating. Consideration shall be given to the heat transfer efficiency of coil coating to maximize energy efficiency.

5.508.2.4 Refrigerant receivers. Refrigerant receivers with capacities greater than 200 pounds shall be fitted with a device tha indicates the level of refrigerant in the receiver.

5.508.2.5 Pressure testing. The system shall be pressure tested during installation prior to evacuation and charging.

5.508.2.5.1 Minimum pressure. The system shall be charged with regulated dry nitrogen and appropriate tracer gas to bring system pressure up to 300 psig minimum.

5.508.2.5.2 Leaks. Check the system for leaks, repair any leaks, and retest for pressure using the same gauge.

5.508.2.5.3 Allowable pressure change. The system shall stand, unaltered, for 24 hours with no more than a +/- one pound pressure change from 300 psig, measured with the same gauge.

5.508.2.6 Evacuation. The system shall be evacuated after pressure testing and prior to charging.

5.508.2.6.1 First vacuum. Pull a system vacuum down to at least 1000 microns (+/- 50 microns), and hold for 30 minutes.

5.508.2.6.2 Second vacuum. Pull a second system vacuum to a minimum of 500 microns and hold for 30 minutes.

5.508.2.6.3 Third vacuum. Pull a third vacuum down to a minimum of 300 microns, and hold for 24 hours with a maximum drift of 100 microns over a 24-hour period.

CHAPTER 7
INSTALLER & SPECIAL INSPECTOR QUALIFICATIONS

702 QUALIFICATIONS

702.1 INSTALLER TRAINING. HVAC system installers shall be trained and certified in the proper installation of HVAC systems including ducts and equipment by a nationally or regionally recognized training or certification program. Uncertified persons may perform HVAC installations when under the direct supervision and responsibility of a person trained and certified to install HVAC systems or contractor licensed to install HVAC systems. Examples of acceptable HVAC training and certification programs include but are not limited to the following:

1. State certified apprenticeship programs.
2. Public utility training programs.
3. Training programs sponsored by trade, labor or statewide energy consulting or verification organizations.
4. Programs sponsored by manufacturing organizations.
5. Other programs acceptable to the enforcing agency.

702.2 SPECIAL INSPECTION [HCD]. When required by the enforcing agency, the owner or the responsible entity acting as the owner's agent shall employ one or more special inspectors to provide inspection or other duties necessary to substantiate compliance with this code. Special inspectors shall demonstrate competence to the satisfaction of the enforcing agency for the particular type of inspection or task to be performed. In addition to other certifications or qualifications acceptable to the enforcing agency, the following certifications or education may be considered by the enforcing agency when evaluating the qualifications of a special inspector:

1. Certification by a national or regional green building program or standard publisher.
2. Certification by a statewide energy consulting or verification organization, such as HERS raters, building performance contractors, and home energy auditors.
3. Successful completion of a third party apprentice training program in the appropriate trade.
4. Other programs acceptable to the enforcing agency.

Notes:

1. Special inspectors shall be independent entities with no financial interest in the materials or the project they are inspecting for compliance with this code.
2. HERS raters are special inspectors certified by the California Energy Commission (CEC) to rate homes in California according to the Home Energy Rating System (HERS).

[BSC-CG] When required by the enforcing agency, the owner or the responsible entity acting as the owner's agent shall employ one or more special inspectors to provide inspection or other duties necessary to substantiate compliance with this code. Special inspectors shall demonstrate competence to the satisfaction of the enforcing agency for the particular type of inspection or task to be performed. In addition, the special inspector shall have a certification from a recognized state, national or international association, as determined by the local agency. The area of certification shall be closely related to the primary job function, as determined by the local agency.

Note: Special inspectors shall be independent entities with no financial interest in the materials or the project they are inspecting for compliance with this code.

703 VERIFICATIONS

703.1 DOCUMENTATION. Documentation used to show compliance with this code shall include but is not limited to, construction documents, plans, specifications, builder or installer certification, inspection reports, or other methods acceptable to the enforcing agency which demonstrate substantial conformance. When specific documentation or special inspection is necessary to verify compliance, that method of compliance will be specified in the appropriate section or identified applicable checklist.

DISCLAIMER: THIS DOCUMENT IS PROVIDED AND INTENDED TO BE USED AS A MEANS TO INDICATE AREAS OF COMPLIANCE WITH THE CALIFORNIA GREEN BUILDING STANDARDS (CALGREEN) CODE. DUE TO THE VARIABLES BETWEEN BUILDING DEPARTMENT JURISDICTIONS, THIS CHECKLIST IS TO BE USED ON AN INDIVIDUAL PROJECT BASIS AND MAY BE MODIFIED BY THE END USER TO MEET THOSE INDIVIDUAL NEEDS. THE END USER ASSUMES ALL RESPONSIBILITY ASSOCIATED WITH THE USE OF THIS DOCUMENT, INCLUDING VERIFICATION WITH THE FULL CODE.

BID SET
NOT FOR CONSTRUCTION

REVIEWED
FOR
CODE COMPLIANCE
Jul 19, 2022
CITY OF GARDENA

These drawings and accompanying, as instruments of service, are the exclusive property of the Architect and their use and publication shall be restricted to the original site for which they were prepared. Re-use, reproduction or publication by any method, in whole or part, is prohibited by written permission from the Architect. Title to these plans and specifications shall remain with the Architect without prejudice, and visual with them shall constitute prima facie evidence of acceptance of these restrictions.

G:\Project Files\3946 Gardena Fire Station #158 Replace Ceiling\01 Drawings\01-Revit\Gardena Fire Station 158_detached.rvt
6/29/2022 2:51:19 PM

BOA Architecture Interiors Planning
1511 Cota Ave. Long Beach, CA 90813 Tel. 562-912-7900

GARDENA FIRE STATION 158
ROOF REPLACEMENT PROJECT, WATER DAMAGE CILING REPAIR PHASE JN 509
1650 W. 162nd Street. Gardena , CA 90247

No.	Date	Revision	By	Ck

Designer: Designer
CAD Draft: Author
Architect: Checker
Engineer:
Client: COUNTY OF LA
Date Issue: 6-28-2022
Job Number: 2946

Client: CITY OF GARDENA DEPARTMENT OF PUBLIC WORKS - ENGINEERING
Consultant:

LICENSED ARCHITECT
Edward Lok Ng
C-16840
REN:11/30/23
STATE OF CALIFORNIA

- CALGREEN - NON
- RESIDENTIAL
-

CITY DWG #: 5-2607

CG3

These drawings and accompanying, as instruments of service, are the exclusive property of the Architect and their use and publication shall be restricted to the original site for which they were prepared. Re-use, reproduction or publication by any method, in whole or part, is prohibited by written permission from the Architect. Title to these plans and specifications shall remain with the Architect without prejudice, and visual with them shall constitute prima facie eveidence of acceptance of these restrictions.

EXISTING LIGHTING FIXTURE SCHEDULE

Quantity Removed in Basement	Quantity Removed on First Floor	Quantity Removed on Second Floor	Desig (Type & Wattage)	Mounting	Finish	Description Size (L. x W. x D.), Lamps, Diffuser Manufacture, Catalog Numer
0	32	12	A/164	RECESSED	WHITE	2' x 4' FLUORESCENT WITH (4) F40CW-RS LAMPS WITH DROPPED PLEXIGLASS. GLOBE #DP-604-48RS-277 VOLT
0	4	0	A1/164	RECESSED	WHITE	2' x 4' FLUORESCENT WITH (4) F40CW-RS LAMPS WITH DROPPED PLEXIGLASS. GLOBE #DP-604-48RS-120 VOLT
0	21	0	A2/82	RECESSED	WHITE	2' x 4' FLUORESCENT WITH (2) F40CW-RS LAMPS WITH DROPPED PLEXIGLASS. GLOBE #DP-602-48RS-277 VOLT
0	2	0	B/82	RECESSED	WHITE	1' x 4' FLUORESCENT WITH (2) F40CW-RS LAMPS WITH DROPPED PLEXIGLASS. GLOBE #DP-622-48RS-277 VOLT
0	18	0	E/48	RECESSED	WHITE	6" x 4' FLUORESCENT WITH (1) F40CW-RS LAMP IN CONTINOUS ROWS. SUNBEAM #HSDP-5661-48RS, 277 VOLT
0	0	5	G/48	SURFACE	WHITE	SURFACE WALL MOUNTED 4' FLUORESCENT WITH (1) F40CW-RS LAMP WITH ASYMMETRIC REFLECTOR CONTINUOUS ROWS. GLOBE #AS-401-48RS, 120 VOLT
13	4	5	H/100	RECESSED	WHITE	RECESSED INCANDESCENT DOWNLIGHT WITH SQUARE OPAL DROPPED BOWL. MARCO #J16-291-P-NL/EM WITH SOCKET EXTENSION FOR 100W LAMP
0	6	13	H1/125	RECESSED	WHITE	RECESSED INCANDESCENT DOWNLIGHT WITH SQUARE OPAL DROPPED BOWL WITH 25W NIGHT LIGHT. MARCO #J16-291-P-NL/EM WITH SOCKET EXTENSION FOR 100W LAMP AND SEPARATE PULL BOXES FOR EMRG. NIGHT LIGHT CIRCUIT.
0	3	18	H2/150	RECESSED	WHITE	RECESSED INCANDESCENT DOWNLIGHT WITH SQUARE OPAL DROPPED BOWL. MARCO #J16-291-P-NL/EM
0	0	4	H3/200	RECESSED	WHITE	RECESSED INCANDESCENT DOWNLIGHT WITH SQUARE OPAL DROPPED BOWL. MARCO #J16-291-P
0	0	13	H4/300	RECESSED	WHITE	RECESSED INCANDESCENT DOWNLIGHT WITH SQUARE OPAL DROPPED BOWL. MARCO #J16-291-P
0		2	I/75	RECESSED	WHITE	RECESSED INCANDESCENT VAPORROOF DOWNLIGHT. MC PHILBEN #43-22-PF-JB
0	5	0	I1/150	RECESSED	WHITE	RECESSED INCANDESCENT VAPORROOF DOWNLIGHT. MC PHILBEN #43-814-PF-JB
0	0	6	J/300	RECESSED	WOOD	RECESSED INCANDESCENT DOWNLIGHT WITH WALNUT TRIM, ALBALITE LENS. LIGHTOLIER #7841 HOUSING WITH #7857 TRIM
0	0	7	K/300	SURFACE	WHITE	SURFACE MOUNTED INCANDESCENT WITH OPAL BOWL AND (3) 100W LAMPS. WAGNER WOODRUFF #H35600-I
0	0	1	L/150	SURFACE	WHITE	SURFACE MOUNTED PORCELAIN KEYLESS LAMPHOLDER. ALABAX #AL-3146
0	0	4	M/75	SURFACE	OYSTER	SURFACE MOUNTED INCANDESCENT ADJUSTABLE SHADE WITH PULL SWITCH AND RECEPTACLE. PRESCOLITE #B-87-OYSTER
0	0	2	N/150	SURFACE	SATIN CHROME	SURFACE MOUNTED INCANDESCENT ADJUSTABLE CONE LIGHT. PRESCOLITE #B-14
0	1	0	P/150	SURFACE	WHIITE	SURFACE MOUNTED INCANDESCENT RLM REFLECTOR SMOOT-HOLMAN 310814
0	2	0	T/120	SURFACE	WHIITE	WALL BRACKET OPAL SHADE. PRESCOLITE #WB-19
0	0	3	W/60	RECESSED	WHIITE	RECESSED NIGHT LIGHT, C.W. COLE #CT-152-H
1300	11394	16713	Total VA Removed Per Floor			

NOTE:
EXISTING LIGHT FIXTURE SCHEDULE SHOWN FOR REFERENCE ONLY TO INDICATE THE EXISTING CONDITION. REMOVE/REPLACE EXISTING AS SHOWN IN THE NEW LIGHT FIXTURE SCHEDULE ON DRAWING E0.2.

BRIEF SCOPE OF WORK

THIS PROJECT CONSIST OF WATER DAMAGE CEILING REPAIR. THE ELECTRICAL WORK REQUIRED FOR THE CEILING REPAIR OR REPLACEMENT CONSIST OF BUT NOT LIMITED TO THE FOLLOWING ITEMS OF WORK:

1. REMOVING AND REPLACING EXISTING INCANDESCENT LIGHT FIXTURES WITH NEW LED LIGHT FIXTURES AS INDICATED ON THE DRAWINGS.
2. REMOVING AND REPLACING EXISTING LIGHT SWITCHES WITH WALL SWITCH OCCUPANCY SENSORS, 0-10 VOLT DIMMERS AND LIGHTING CONTROL DEVICES AS INDICATED ON THE DRAWINGS.
3. REMOVING AND REPLACING EXISTING PUBLIC ADDRESS SPEAKERS WITH SPEAKERS AS INDICATED ON THE DRAWINGS.
4. REMOVING AND REPLACING HVAC CEILING MOUNTED SUPPLY REGISTERS, RETURN AIR REGISTERS AND EXHAUST REGISTER INCLUDING EXTENSION OF DUCT AND AIR PLENUM AS REQUIRED. THIS WORK SHALL BE DONE UNDER THE ELECTRICAL BID.
5. REMOVING AND REPLACING EXISTING ROOF MOUNTED EXHAUST FANS ON EXISTING CURB WITH NEW DISCONNECT SWITCH AS INDICATED ON THE DRAWINGS.
6. PROVIDING A WIRELESS LIGHTING CONTROL SYSTEM TO CONTROL THE LIGHTING IN SELECTED AREAS ON THE SECOND FLOOR.
7. CONNECTION OF NEW WIRELESS LIGHTING CONTROL SYSTEM TO THE EXISTING FIREPHONE ALARM LIGHTING SYSTEM.

BID SET
NOT FOR CONSTRUCTION

REVIEWED
FOR
CODE COMPLIANCE
Jul 19, 2022
CITY OF GARDENA

PROJECT NOTES

1. MINIMUM WIRE SIZE FOR LINE VOLTAGE WIRING SHALL BE #12, UNLESS NOTED AS LARGER.
2. ALL CONDUIT SIZES SHALL CONFORM TO THE CALIFORNIA ELECTRICAL CODE (CEC) 2019 EDITION. MINIMUM SIZE CONDUIT SHALL BE 3/4".
3. SUBSCRIPTS, a,b,c ETC., AT SWITCH SYMBOLS, ARE TO DISTINGUISH BETWEEN SWITCHES.
4. +46" INDICATES A MOUNTING HEIGHT FROM FINISHED FLOOR TO CENTER OF EQUIPMENT OR OUTLET PLATE.
5. M.H. INDICATES HEIGHT FROM FINISHED FLOOR TO BOTTOM OF FIXTURE.
6. REFER TO WIRING DIAGRAMS ON MECHANICAL DRAWINGS.
7. NOT ALL SYMBOLS SHOWN IN THE SYMBOL LIST ARE USED ON THIS PROJECT.
8. EVERY OUTLET HEIGHT SHALL BE VERIFIED ON EACH WALL WITH THE ARCHITECTURAL DRAWINGS AND CABINET SHOP DRAWINGS TO INSURE THE PROPER HEIGHT AND LOCATION WITH RESPECT TO CABINETS, EQUIPMENT, CHALKBOARDS, TACKBOARDS, ETC.
9. COORDINATE WITH ALL OTHER TRADES, IN ADVANCE OF CONSTRUCTION, THE CEILING AREAS IN WHICH RECESSED LIGHTING FIXTURES OCCURS. THIS SHALL INCLUDE PLUMBING, HEATING, AND VENTILATING, AIR CONDITIONING AND CARPENTRY. IN THE EVENT OF ANY CONFLICT, THE ARCHITECT SHALL BE NOTIFIED IMMEDIATELY FOR INSTRUCTIONS.
10. SEE ARCHITECTURAL REFLECTED CEILING PLAN FOR EXACT LOCATION OF LIGHTING FIXTURES.
11. A GREEN INSULATED COPPER GROUNDING CONDUCTOR SHALL BE INSTALLED IN EACH AND EVERY CONDUIT AND SHALL BE CONNECTED TO EACH OUTLET, ENCLOSURE, DEVICE, FIXTURE, ETC. THROUGHOUT THE ENTIRE PROJECT. THE RACEWAYS SHALL NOT BE RELIED UPON FOR "EQUIPMENT GROUNDING".
12. PANEL HOMERUN DESIGNATIONS:
    - BA 1&3&5 = ONE THREE PHASE, 3-WIRE CIRCUIT, NO NEUTRAL TO A 3-POLE CIRCUIT BREAKER IN PANEL "BA".
    - BA 1&3 = ONE SINGLE PHASE, 2-WIRE CIRCUIT, NO NEUTRAL TO A 2-POLE CIRCUIT BREAKER IN PANEL "BA".
    - BA 1-3-5 = THREE SINGLE PHASE CIRCUITS WITH COMMON NEUTRAL TO A 3-POLE CIRCUIT BREAKER IN PANEL "BA" PER CEC 210.4.
    - BA 1-3 = TWO SINGLE PHASE CIRCUITS WITH COMMON NEUTRAL TO 2-POLE CIRCUIT BREAKER IN PANEL "BA" PER CEC 210.4.
    - BA 2,4,6 = THREE SINGLE PHASE CIRCUITS WITH SEPARATE NEUTRAL FOR EACH CIRCUIT TO 1-POLE CIRCUIT BREAKER IN PANEL "BA".

    SEE DRAWINGS FOR ADDITIONAL VARIATIONS AND REQUIREMENTS
13. ALL MULTI-WIRE BRANCH CIRCUITS: PROVIDE A SEPARATE NEUTRAL FOR EACH PHASE CIRCUIT IN ALL MULTI-WIRE BRANCH CONDUIT RUNS BACK TO THE PANELBOARD. CIRCUIT BREAKER WITH COMMON TIE HANDLE ARE NOT ALLOWED.
14. ALL ELECTRICAL WORK SHALL BE DESIGNED PER 2017 LOS ANGELES COUNTY ELECTRICAL CODE, 2019 CALIFORNIA ELECTRICAL CODE, AND 2014 NATIONAL ELECTRICAL CODE AND 2019 BUILDING ENERGY EFFICIENCY STANDARDS.
15. ALL ELECTRICAL EQUIPMENT SHALL BE LABELED, LISTED, OR CERTIFIED BY A NATIONALLY RECOGNIZED TESTING LABORATORY ACCREDITED BY THE UNITED STATES OCCUPATIONAL SAFETY HEALTH ADMINISTRATION.
16. 130.5(c) VOLTAGE DROP: THE MAXIMUM COMBINED VOLTAGE DROP ON THE BOTH INSTALLED FEEDER CONDUCTORS AND BRANCH CIRCUIT CONDUCTORS TO THE FARTHEST CONNECTED LOAD OR OUTLET NOT EXCEED 5 PERCENT.

SPECIAL CONSTRUCTION NOTES

1. THE CONTRACTOR SHALL THOROUGHLY FAMILIARIZE HIMSELF WITH THE EXISTING CONDITIONS AT THE JOB SITE. NEW WORK SHALL BE COORDINATED WITH ALL EXISTING MATERIALS, EQUIPMENT, SUPPORTS AND OBSTRUCTIONS. THE PLANS INDICATE DIAGRAMMATICALLY THE ROUTE REQUIRED FOR THE NEW CONDUIT INSTALLATION.
2. MAKE ALL NECESSARY ALTERATIONS TO COORDINATE AND CONNECT THE EXISTING WORK WITH THE NEW ELECTRICAL WORK SUCH THAT WHEN THE WORK IS COMPLETE, THE ENTIRE ELECTRICAL INSTALLATION, EXISTING AND NEW, IS IN A COMPLETE AND OPERABLE OPERATING CONDITION.
3. PERFORM ALL NEW ELECTRICAL WORK IN SUCH A MANNER AS NOT TO INTERFERE IN ANY WAY WITH THE EXISTING ELECTRICAL SYSTEMS IN THE BUILDING. NONE OF THE EXISTING SYSTEMS SHALL BE DISCONNECTED WHILE THE BUILDING IS IN USE, UNLESS SCHEDULED WITH AND AGREED TO BY THE OWNER IN WRITING.
4. IF OVERTIME IS REQUIRED TO COMPLY WITH NOTE #3 ABOVE, IT SHALL BE INCLUDED AS PART OF THE BASE BID.
5. ALL DRILLING, PATCHING, CUTTING, CHANNELING OF MASONRY, PLASTER OR DRYWALL WHICH IS REQUIRED TO INSTALL THE ELECTRICAL WORK SHALL BE DONE BY THIS CONTRACTOR.
6. ALL NEW CONDUIT INSTALLED SHALL BE RIGID STEEL, EMT OR PVC. ALL CONDUCTORS SHALL BE COPPER.
7. NOT ALL EXISTING ELECTRICAL SYSTEMS WITHIN THE REMODELED AREA THAT MUST BE DEMOLISHED AND/OR REMOVED ARE SHOWN ON THE ELECTRICAL DRAWINGS. THE CONTRACTOR SHALL MAKE ALLOWANCES IN HIS BID FOR THE REMOVAL OF ELECTRICAL SYSTEMS WITHIN THE AREA OF REMODEL. BRANCH CIRCUITS SERVING ELECTRICAL SYSTEMS OUTSIDE THE AREA OF REMODEL SHALL BE RECONNECTED AND CONTINUITY MAINTAINED. ELECTRICAL EQUIPMENT INDICATED AS EXISTING TO BE RELOCATED SHALL CAREFULLY BE REMOVED AND STORED FOR FUTURE RE-INSTALLATION. THE CONTRACTOR MAY RE-USE ABANDONED CONDUITS FOR HOMERUNS TO EXISTING PANELS.

SHEET INDEX

E0.1 SYMBOL LIST, SHEET INDEX, PROJECT NOTES AND EXISTING FIXTURE SCHEDULE.
E0.2 NEW FIXTURE SCHEDULE, DETAILS AND TITLE 24 COMPLIANCE FORMS.
E0.3 TITLE 24 COMPLIANCE FORMS.
E1.1 BASEMENT DEMOLITION AND NEW LIGHT PLAN.
E2.1 1ST FLOOR DEMOLITION LIGHT PLAN.
E2.2 1ST FLOOR LIGHT PLAN.
E3.1 2ND FLOOR DEMOLITION LIGHT PLAN.
E3.2 2ND FLOOR LIGHT PLAN.
E4.1 ROOF POWER PLAN.
E5.1 EXISTING LIGHTING CONTROL WIRING DIAGRAM AND PANEL SCHEDULES.
E5.2 EXISTING AND NEW LIGHTING CONTROL WIRING DIAGRAM AND PANEL SCHEDULES.
E5.3 1ST FLOOR LIGHT CONTROL PLAN.
E5.4 2ND FLOOR LIGHT CONTROL PLAN.
E5.5 DETAILS CONTROLS.
E5.6 DETAILS CONTROLS.

ELECTRICAL SYMBOL LIST
(NOT ALL SYMBOLS SHOWN APPLY TO THIS PROJECT)

- 1'X4' LED LIGHT FIXTURE, RECESSED IN CEILING.
- 4" WIDE X4' LED LIGHT FIXTURE, RECESSED IN CEILING.
- 4" WIDE X4' EMERGENCY LED LIGHT FIXTURE, RECESSED IN CEILING.
- LIGHT FIXTURE WALL MOUNTED.
- EMERGENCY LIGHT FIXTURE RECESSED IN CEILING.
- LIGHT FIXTURE, SURFACE MOUNTED ON CEILING.
- EMERGENCY LIGHT FIXTURE, SURFACE MOUNTED ON CEILING.
- F/L — COMBINATION EXHAUST FAN/LIGHT RECESSED IN CEILING.
- WALL SWITCH / OCCUPANCY LIGHT SENSOR, +46".
- TWO-WAY OCCUPANCY LIGHT SENSOR, SURFACE MOUNTED ON CEILING NOTE: WHERE TOGGLE SWITCH AND OCCUPANCY SENSOR ARE BOTH SHOWN IN THE SAME ROOM, THE TOGGLE SWITCH SHALL BE WIRED AHEAD OF THE OCCUPANCY SENSOR SWITCH POWER PACK.
- SP — OCCUPANCY SENSOR SWITCH POWER RACK ABOVE ACCESSIBLE CEILING.
- OC D — WALL DIMMER SWITCH, +46". "OC" INDICATES DIMMER WITH INTEGRAL OCCUPANCY SENSOR.
- TOGGLE SWITCH, +46". SUFFIXES ON SWITCH SYMBOLS SHALL INDICATE THE FOLLOWING: NO SUFFIX = SINGLE POLE, 2 = 2 POLE, 3 = 3 WAY, 4 = 4 WAY, M = MOMENTARY CONTACT, LV = LOW VOLTAGE LIGHTING CONTROL.. K = LOCK TYPE SWITCH. P = PILOT LIGHT.
- WIRELESS DIMMER WALL SWITCH PROGRAMMED TO CONTROL THE SUFFIXED LIGHT FIXTURES. (BATTERY)
- WIRELESS DIMMER WALL SWITCH PROGRAMMED TO CONTROL THE SUFFIXED LIGHT FIXTURES. (LINE VOLTAGE)
- S — SPEAKER JUNCTION BOX ABOVE ACCESSIBLE CEILING.
- J — JUNCTION BOX, MOUNTED ABOVE ACCESSIBLE CEILING.
- J — JUNCTION BOX, FLUSH IN WALL, +18" OR AS NOTED.
- J — JUNCTION BOX, FLUSH IN CEILING.
- NEW PUBLIC ADDRESS SPEAKER, COMPLETE ASSEMBLY FLUSH IN CEILING.
- FLUSH MOUNTED PANELBOARD, +6'-6" TO TOP.
- FLUSH MOUNTED CABINET OR EQUIPMENT AS NOTED, +6'-6" TO TOP.
- SURFACE MOUNTED PANELBOARD, +6'-6" TO TOP.
- SURFACE MOUNTED CABINET OR EQUIPMENT AS NOTED, +6'-6" TO TOP.
- CONDUIT RUN CONCEALED ABOVE CEILING OR IN WALL.
- CONDUIT RUN CONCEALED UNDER FLOOR OR BELOW GRADE.
- CONDUIT WITH LIGHTING CONTROL CABLES FOR LIGHTING CONTROL AND DIMMING. SEE LIGHTING CONTROL WIRING DIAGRAM.
- CONDUIT "HOME RUN," CONNECT TO PANEL, TERMINAL CABINET OR TERMINAL BOARD.
- CONDUIT RISING UP FROM BELOW.
- CONDUIT DROPPING DOWN FROM ABOVE.
- EXISTING CONDUIT AND CONDUCTORS TO REMAIN UNLESS OTHERWISE NOTED.
- XR — EXISTING CONDUIT AND CONDUCTORS. REMOVE ALL CONDUCTORS OR CABLES. IF CONDUIT IS EXPOSE TO VIEW, REMOVE CONDUIT AND SUPPORTS.
- XX — EXISTING CONDUIT REWIRED AS NOTED ON THE DRAWINGS.
- E — EXISTING EMERGENCY CONDUIT AND CONDUCTORS TO REMAIN UNLESS OTHERWISE NOTED.
- 3/4"C-2#12 — 3/4"C-3#12.
- 3/4"C-4#12 — 3/4"C-5#10.
- 1"C-6#10 — 1"C-7#10
- WIRE SIZE OTHER THAN #12 OR #10 IS NOTED ON EACH CONDUIT RUN WITH SIZE OF CONDUIT (e.g.: 3/4"C-3#8) INCLUDE A GREEN GROUND CONDUCTOR IN EACH CONDUIT. (GREEN GROUND CONDUCTOR NOT SHOWN).
- BS-4 — HVAC REGISTER DESIGNATION.
- 12 — REFERENCE NOTE FOR ITEM ON DRAWING.
- 1 / 2/32 — INDICATES: 1 = FIXTURE TYPE; 2/32 = NUMBER OF LAMPS AND WATTAGE PER LAMP OR TOTAL WATTAGE PER FIXTURE. ALSO NUMBER ADJACENT TO FIXTURE = CIRCUIT NUMBER, AND LOWER CASE LETTER = CONTROLLING SWITCH. SEE DRAWINGS FOR LIGHT FIXTURE DESCRIPTION.
- "R" "RR" — DASHED SYMBOL OR HEXAGON SYMBOL INDICATES EXISTING ELECTRICAL ITEM TO REMAIN UNLESS OTHERWISE NOTED. "R" ADJACENT TO SYMBOL INDICATES LIGHT FIXTURE TO BE REMOVED. "RR" INDICATES EXISTING FIXTURE IS BE REMOVED AND REPLACE WITH NEW LED FIXTURE.
- EXISTING 2'x2' LIGHT FIXTURE TO REMAIN UNLESS OTHERWISE NOTED.
- EXISTING 1'X4' FLUORESCENT LIGHT FIXTURE TO REMAIN UNLESS OTHERWISE NOTED.
- EXISTING 2'X4' FLUORESCENT LIGHT FIXTURE TO REMAIN UNLESS OTHERWISE NOTED.
- EXISTING CEILING MOUNTED LIGHT FIXTURE TO REMAIN UNLESS OTHERWISE NOTED.
- EXISTING RECESSED EMERGENCY LIGHT FIXTURE TO REMAIN UNLESS OTHERWISE NOTED.
- EXISTING WALL MOUNTED LIGHT FIXTURE TO REMAIN UNLESS OTHERWISE NOTED.
- EXISTING RECESSED LIGHT FIXTURE TO REMAIN UNLESS OTHERWISE NOTED.
- EXISTING CEILING MOUNTED EMERGENCY LIGHT FIXTURE TO REMAIN UNLESS OTHERWISE NOTED.
- J — EXISTING JUNCTION BOX ABOVE CEILING TO REMAIN UNLESS OTHERWISE NOTED.
- J — EXISTING WALL MOUNTED JUNCTION BOX TO REMAIN UNLESS OTHERWISE NOTED.
- EXISTING PUBLIC ADDRESS SPEAKER. REMOVE AND RE-INSTALL ON NEW CEILING. RECONNECT SAME AS BEFORE.
- LA — EXISTING PANELBOARD DESIGNATION.
- F/L — EXISTING COMBINATION EXHAUST FAN/LIGHT RECESSED IN CEILING.

BOA
Architecture
Interiors
Planning
1511 Cota Ave. Long Beach, CA 90813 Tel. 562-912-7900

GARDENA FIRE STATION 158
WATER DAMAGE CEILING REPAIR
(ROOF REPLACEMENT PROJECT, JN 509)
1650 W. 162nd Street, Gardena , CA 90247

No.	Date	Revision	By	Ck

Designer: JMD
CAD Draft: L.G.
Architect:
Engineer: JY
Client: COUNTY OF LA
Date Issue: 06-01-2022
Job Number: 2946

Client:

Consultant:
MY Engineering, Inc.
Mechanical, Electrical and Plumbing
(MEP) Consulting Engineers
1543 W. Garvey Ave. North, Ste. 210
West Covina, California 91790-2140
(626) 337-1965 / JOB #21-2299

REGISTERED PROFESSIONAL ENGINEER
JESSICA M. YUEH
No. E15221
Exp. 6/30/2024
ELECTRICAL
STATE OF CALIFORNIA

- SYMBOL LIST,
- SHEET INDEX AND
- PROJECT NOTE

E0.1

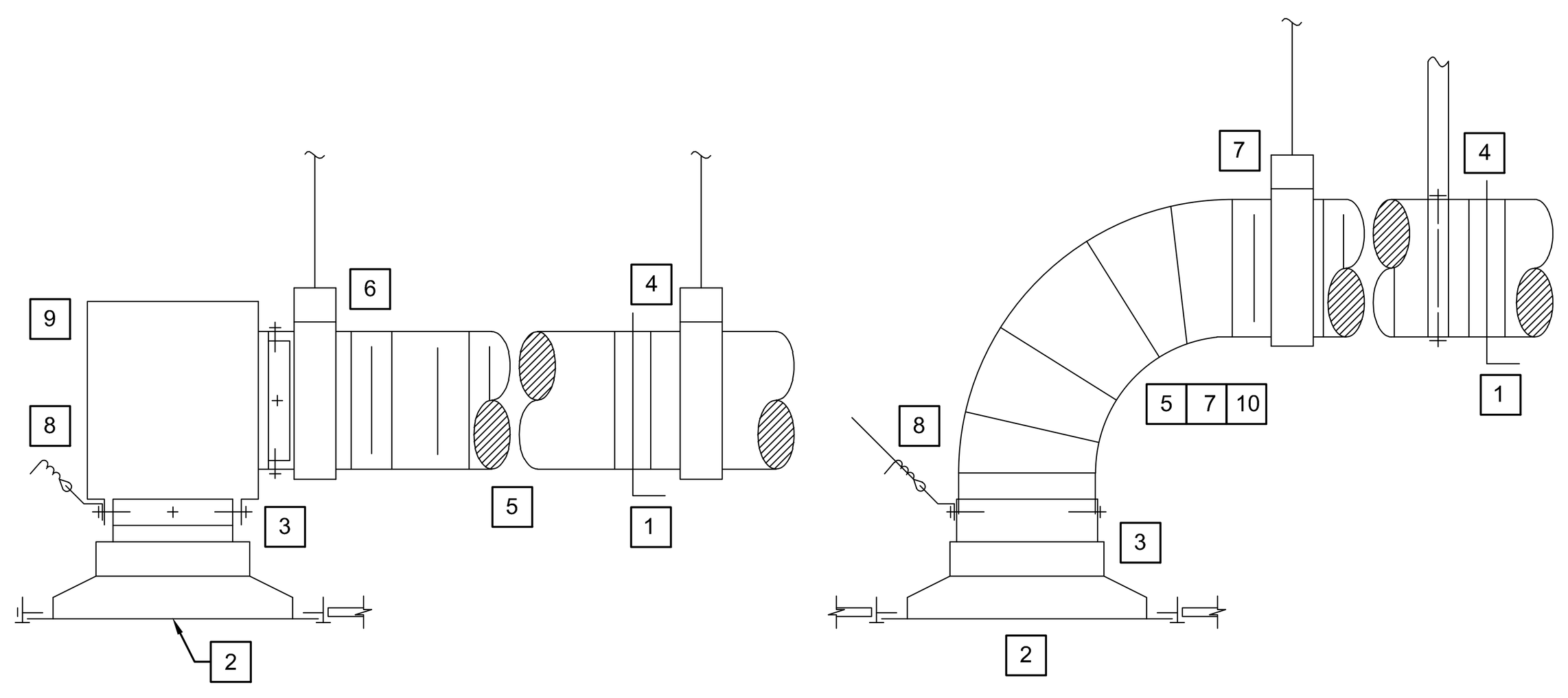

NOTES

1. PROVIDE MANUAL VOLUME DAMPER WITH SEAL NEAR MAIN DUCT CONNECTION. MANUAL VOLUME DAMPER SHALL BE LOCKING QUADRANT TYPE AS MANUFACTURED BY DURO-DYNE SPECLINE ELEVATED DAMPER REGULATOR WITH HEX NUT.
2. CEILING DIFFUSER SUPPORTED BY CEILING SUPPORT SYSTEM. REFER TO ARCHITECTURAL REFLECTED CEILING PLAN FOR EXACT CEILING TYPES.
3. RECTANGULAR OR SQUARE TO ROUND CEILING CAN SECURED TO DIFFUSER WITH MINIMUM 4, #10 SHEET METAL SCREWS AND SEAL AIRTIGHT WITH CASCOTE DUCT SEALANT.
4. CONNECT RIGID DUCT WITH MINIMUM 3, #10 SHEET METAL SCREWS, 40 LB. NYLON ZIP TIE, AND SEAL WITH CASCOTE DUCT SEALANT. SUPPORT RIGID DUCT TO STRUCTURE ABOVE WITH SHEET METAL STRAPS.
5. FLEX DUCT SHALL NOT EXCEED MAXIMUM LENGTH OF 5'-0".
6. PROVIDE 1-1/2" WIDE, 22 GAUGE HANGER STRAP FOR DUCT SUPPORT. CONNECT 12 GAUGE WIRE FOR SUPPORT TO STRUCTURE ABOVE. WIRE SHALL BE USED FOR FLEX DUCT ONLY.
7. PROVIDE FLEX DUCT ELBOW FOR CONNECTION TO DIFFUSER CEILING CAN COLLAR. CONNECT DUCT TO DIFFUSER CEILING CAN WITH MINIMUM 3, #10 SHEET METAL SCREWS AND SEAL AIRTIGHT WITH DUCT SEALANT. CONNECT SHEET METAL DUCT TO FLEX DUCT. INSULATE DIFFUSER CEILING CAN AND ALL DUCTWORK.
8. PROVIDE 1"X3" LONG, 16 GAUGE BENT CLIP SECURED TO DIFFUSER WITH #10 SHEET METAL SCREWS. TWO PER DIFFUSER AT DIAGONAL. SECURE 12 GAUGE WIRE TO STRUCTURE ABOVE.
9. ALTERNATE CEILING DIFFUSER CONNECTION AT SHALLOW CEILING SPACE LOCATIONS. PROVIDE GALVANIZED STEEL PLENUM AND INSULATE EXTERIOR. SECURE TO CEILING DIFFUSER WITH MINIMUM FOUR #10 SHEET METAL SCREWS AND SEAL AIR TIGHT WITH CASCOTE DUCT SEALANT.
10. PROVIDE TITUS FLEX RIGHT DUCT SUPPORT OR APPROVED EQUAL AT FLEXIBLE DUCT ELBOW.

CEILING DIFFUSER CONNECTION

1 / E0.2

SCALE: NONE

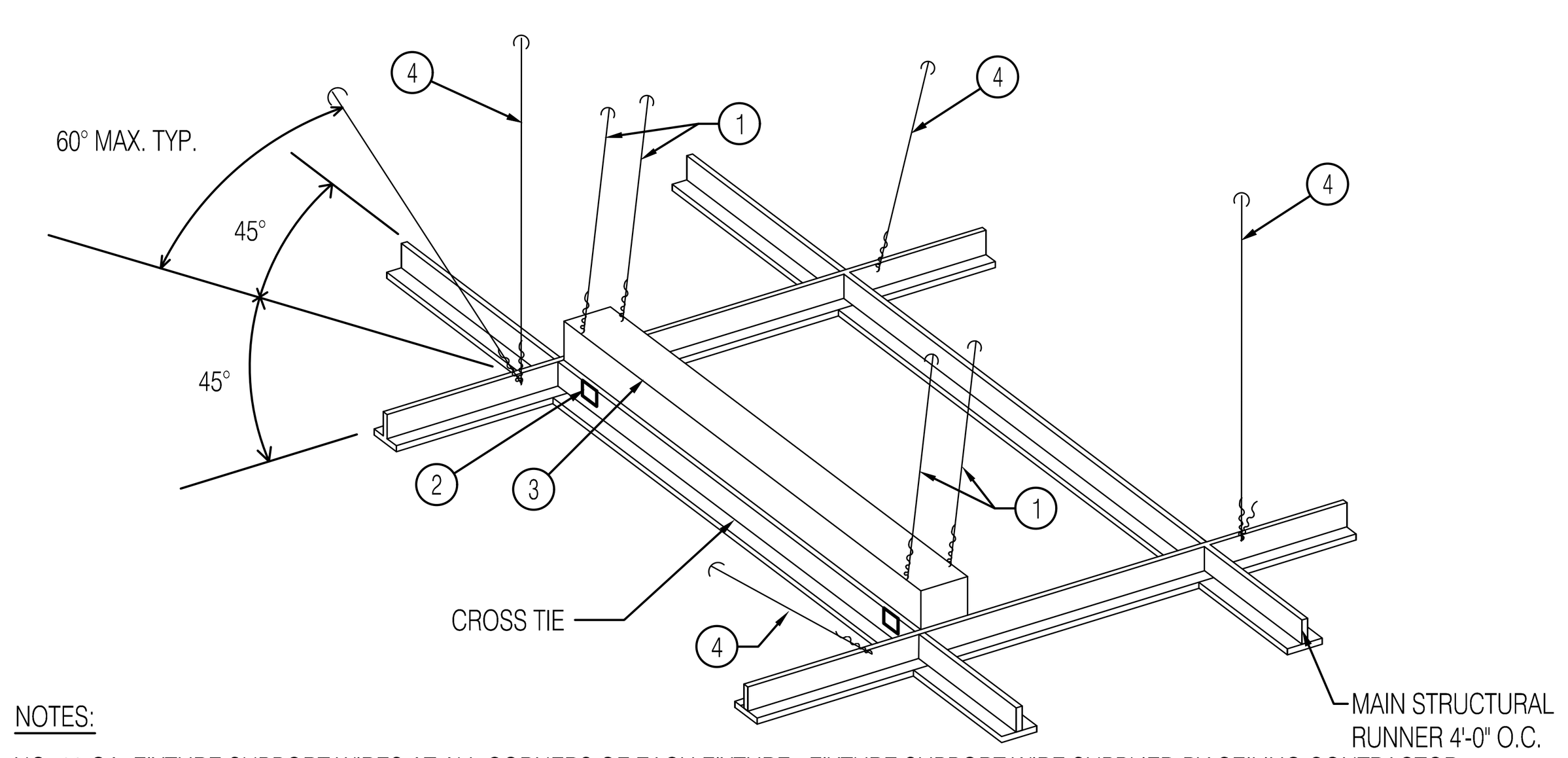

NOTES:

1. NO. 12 GA. FIXTURE SUPPORT WIRES AT ALL CORNERS OF EACH FIXTURE. FIXTURE SUPPORT WIRE SUPPLIED BY CEILING CONTRACTOR.
2. PROVIDE (2) TWO SEISMIC CLIPS ATTACHED TO FIXTURE TO POSITIVELY TIE FIXTURE TO T-BAR CEILING MAIN CHANNEL.
3. RECESSED LED FIXTURE.
4. NO. 12 SUPPORT TO STRUCTURE.

RECESSED 4" WIDE FIXTURE INSTALLATION DETAIL

2 / E0.2

SCALE: NONE

NEW LIGHT FIXTURE SCHEDULE

Desig (Type & Wattage)	Mounting	Finish	Description Size (L. x W. x D.), Lamps, Diffuser Manufacture, Catalog Numer
A/48	RECESSED	WHITE	COMBINATION 10" X 9.25" X 5.75" SHOWER FAN / LIGHT SHALL HAVE CORROSION RESISTANT GALVANIZED STEEL HOUSING WITH FOUR-POINT MOUNTING CAPABILITY. IT SHALL BE DUCTED TO A ROOF OR WALL CAP USING 4" ROUND DUCTWORK. BLOWER ASSEMBLY SHALL BE REMOVABLE, HAVE A CENTRIFUGAL BLOWER WHEEL AND A PERMANENTLY LUBRICATED BRUSHLESS DC MOTOR DESIGNED FOR CONTINUOUS OPERATION WITH NON-METALLIC DAMPER/DUCT CONNECTOR SHALL BE INCLUDED. LED MODULE SHALL BE 11-WATT WITH 3500K COLOR TEMPERATURE AND 800 LUMEN OUTPUT (MIN.). AIR DELIVERY SHALL BE SET FOR 80. ALL AIR AND SOUND RATINGS SHALL BE CERTIFIED BY HVI. FAN / LIGHT SHALL BE U.L. LISTED FOR USE IN INSULATED CEILINGS (TYPE I.C.) AND FOR USE OVER BATHTUBS AND SHOWERS WHEN CONNECTED TO A GFCI PROTECTED BRANCH CIRCUIT. REPLACE EXISTING SERVING CIRCUIT BREAKER WITH A GFCI CIRCUIT BREAKER TO MATCH EXISTING PANEL. FAN / LIGHT SHALL BE BROAN MODEL AE50-110DCL.
B/48	RECESSED	WHITE	COMBINATION 10" X 9.25" X 5.75" FAN / LIGHT SHALL HAVE CORROSION RESISTANT GALVANIZED STEEL HOUSING WITH FOUR-POINT MOUNTING CAPABILITY. IT SHALL BE DUCTED TO A ROOF OR WALL CAP USING 4" ROUND DUCTWORK. BLOWER ASSEMBLY SHALL BE REMOVABLE, HAVE A CENTRIFUGAL BLOWER WHEEL AND A PERMANENTLY LUBRICATED BRUSHLESS DC MOTOR DESIGNED FOR CONTINUOUS OPERATION WITH NON-METALLIC DAMPER/DUCT CONNECTOR SHALL BE INCLUDED. LED MODULE SHALL BE 11-WATT WITH 3500K COLOR TEMPERATURE AND 800 LUMEN OUTPUT (MIN.). AIR DELIVERY SHALL BE SET FOR 110. ALL AIR AND SOUND RATINGS SHALL BE CERTIFIED BY HVI. FAN / LIGHT SHALL BE U.L. LISTED FOR USE IN INSULATED CEILINGS (TYPE I.C.) AND FOR USE OVER BATHTUBS AND SHOWERS WHEN CONNECTED TO A GFCI PROTECTED BRANCH CIRCUIT. FAN / LIGHT SHALL BE BROAN MODEL AE50-110DCL.
C/20	RECESSED	WHITE	6" DIA. X 7.9 DEEP LED SHOWER LIGHT WITH NON-CONDUCTIVE POLYMER TRIM, DROP MOLDED WHITE ACRYLIS LENS, 2000 LUMEN DRIVER. FIXTURE SHALL BE SPECTRUM #SGF6LEDOS-20L-35K-E1-##-AR610DFOS-MW-DP
D/41	RECESSED	WHITE	6" DIA. X 7.9 DEEP LED SHOWER LIGHT WITH NON-CONDUCTIVE POLYMER TRIM, DROP MOLDED WHITE ACRYLIS LENS,4500 LUMEN DRIVER. FIXTURE SHALL BE SPECTRUM #SGF6LEDOS-45L-35K-E1-##-AR610DFOS-MW-DP
E/39 *	RECESSED	WHITE	4" W X 4' L LED RECESSED DIRECT FIXTURE WITH SATIN FLUSH DIFFUSER AND 0-10V DIMMING DRIVER. FIXTURE SHALL BE NEORAY #S124DR-H-1195D-9-35-STG-4FO-1-U-DD-F-W
E1/39 *	RECESSED	WHITE	4" W X 4' L LED RECESSED DIRECT FIXTURE WITH SATIN FLUSH DIFFUSER, 0-10V DIMMING DRIVER AND "WAA" INTEGRAL WAVELINX WIRELESS SENSOR PROGRAMMED TO THE SUFFIXED WIRELESS SWITCH INTEGRAL SENSOR FIXTURE SHALL BE NEORAY #S124DR-H-1195D-9-35-STG-4FO-1-U-DD-F-W-WAA
F/78.7 *	SURFACE	WHITE	8' x 6" x 3.5" DEEP SURFACE LED LIGHT FIXTURE WITH SELECTABLE LUMEN OUTPUT DIMMABLE DRIVER, 0.187 THICK CLEAR POLYCARBONATE LENS WITH NSF RATING FIXTURE SHALL BE FAIL-SAFE #8-FSN6-SL1-CP187-#-L8SCT3-DFCL-096W-U
G/38 *	WALL	MATTE WHITE	49" X 8-3/8" X 4" DEEP LUMINOUS OVER MIRROR WALL SCONCE WITH MATTE WHITE EXTRUDED WHITE ACRYLIC DIFFUSER, 0-10V DIMMING LED DRIVER RATED 4000 LUMENS. FIXTURE SHALL BE SHAPER #605-49-W-L5/835-UNV-MW-2VTB/2HTB
H/19 *	SURFACE	WHITE	4" W X 4' L SURFACE MOUNTED LED DIRECT TYPE FIXTURE SATIN WHITE DIFFUSER, 0-10V DIMMING DRIVER. FIXTURE SHALL BE NEORAY #S124DR-H-575D-8-35-JB-4F0-1-U-DD-F-W
H5/26.3 *	SURFACE	WHITE	12" SQ. x 1.37" DEEP SURFACE MOUNT LED DOWNLIGHT W/ FROSTED LENS, INTEGRATED 0-10V DIMMING DRIVER AND SWITCH-SELECTABLE CCT: 2700k-5000k FIXTURE SHALL BE HALO 3SMD12S-20-9S-WH=E=SMD12TRMWH
H1/17 *	SURFACE	WHITE	10" SQ. x 1" DEEP MAXIMUM SURFACE MOUNT LED DOWNLIGHT W/ FROSTED LENS, INTEGRATED DIMMABLE DRIVER AND SWITCH-SELECTABLE CCT: 2700k-5000k FIXTURE SHALL BE DALS# CFLEDSQ10-CC
I-1/26 *	SURFACE	WHITE	14" SQ. x 1" DEEP MAXIMUM SURFACE MOUNT LED DOWNLIGHT W/ FROSTED LENS, INTEGRATED DIMMABLE DRIVER AND SWITCH-SELECTABLE CCT: 2700k-5000k AND WET LOCATION LABEL FIXTURE SHALL BE DALS# CFLEDSQ14-CC
P/22 *	SURFACE	WHITE	48" x 9-1/8" x 3-3/16" DEEP SURFACE MOUNT LED FIXTURE WITH WRAPAROUND FROST ACRYLIC LENS, 0-1V DIMMING DRIVER. FIXTURE SHALL BE METALUX #4WSNLED-LD4-24SL-F-UNV-L835-CD1-U
S/360	SURFACE	BLACK	5.5" DIA. X 5.25" HIGH ROTATING RED BEACON LIGHT SURFACE MOUNTED ON CEILING. BEACON SHALL BE SAFETY LIGHT AND SIGNALS #TR2-AC-RED.
T/20 *	WALL	MATTE WHITE	25" X 8-3/8" X 4" DEEP LUMINOUS OVER MIRROR WALL SCONCE WITH MATTE WHITE EXTRUDED WHITE ACRYLIC DIFFUSER, 0-10V DIMMING LED DRIVER RATED 2000 LUMENS. FIXTURE SHALL BE SHAPER #605-25-W-L3/835-UNV-MW-2VTB/2HTB
W/3.2	RECESSED	WHITE	9.375" X 5.625" X 3.75" AMBER LED NIGHT LIGHT 3.2W LED DRIVER. FIXTURE SHAL BE C.W. COLE #L252W-L26-HO-J-WHT-AMB
X/1	SURFACE	WHITE	12.625" x 8.25" x 2.25" DEEP GREEN LED EXIT LIGHT WITH DUAL CIRCUITS AND WHITE FINISH. FIXTURE SHALL BE SURE-LITES #CX-6-1-WH-2C-G

* 0-10V DIMMING DRIVER SHALL BE 1% - 100% DIMMING MINIMUM.

STATE OF CALIFORNIA
Indoor Lighting
NRCC-LTI-E (Created 11/19) — CALIFORNIA ENERGY COMMISSION

CERTIFICATE OF COMPLIANCE			NRCC-LTI-E
This document is used to demonstrate compliance with requirements in §110.9, §110.12(c), §130.0, §130.1, §140.6, and §141.0(b)2 for indoor lighting scopes using the prescriptive path.			
Project Name:	Gardena Fire Station 158 Water Damage Ceiling Repair	Report Page:	Page 1 of 7
Project Address:	1650 W. 162nd Street, Gardena, CA	Date Prepared:	03/08/2022

A. GENERAL INFORMATION

01	Project Location (city)	Gardena	04	Total Conditioned Floor Area (ft²)	4,060
02	Climate Zone	9	05	Total Unconditioned Floor Area (ft²)	
03	Occupancy Types Within Project (select all that apply):		06	# of Stories (Habitable Above Grade)	2

☑ Office ☐ Retail ☐ Warehouse ☐ Hotel/Motel ☐ School ☑ Support Areas
☐ Parking Garage ☐ High-Rise Residential ☐ Relocatable ☐ Healthcare ☑ Other (write in): 911 Dispatch

B. PROJECT SCOPE

Table Instructions: Include any lighting systems that are within the scope of the permit application and are demonstrating compliance using the prescriptive path outlined in §140.6 or §141.0(b)2 for alterations. WARNING: Changing the Calculation Method in this table will result in the deletion of data previously input. If you need to change the calculation method, please open a new form or use "Save As".

Scope of Work	Conditioned Spaces		Unconditioned Spaces	
01	02	03	04	05
My Project Consists of (check all that apply):	Calculation Method	Area (ft²)	Calculation Method	Area (ft²)
☐ New Lighting System				
☑ Altered Lighting System	Rated Power Reduction	4,060		
Total Area of Work (ft²)	4,060			

C. COMPLIANCE RESULTS

Table Instructions: If any cell on this table says "DOES NOT COMPLY" or "COMPLIES with Exceptional Conditions" refer to Table D. for guidance.

Lighting in conditioned and unconditioned spaces must not be combined for compliance per §140.6(b)1.	Allowed Lighting Power per §140.6(b) (Watts)							Adjusted Lighting Power per §140.6(a) (Watts)				Compliance Results
	01	02	03	04		05		06	07		08	09
	Complete Building §140.6(c)1	Area Category §140.6(c)2	Area Category Additional §140.6(c)2G (+)	Tailored §140.6(c)3 (+)	=	Total Allowed (Watts)	≥	Total Designed (Watts)	Adjustments PAF Control Credits §140.6(a)2 (-)	=	Total Adjusted (Watts) *Includes Adjustments	05 Must be ≥ 08 §140.6
	(See Table I)	(See Table I)	(See Table J)	(See Table K)				(See Table F)	(See Table P)			
Conditioned:					=		≥			=		
Unconditioned:					=		≥			=		

Table Continued

STATE OF CALIFORNIA
Indoor Lighting
NRCC-LTI-E (Created 11/19) — CALIFORNIA ENERGY COMMISSION

CERTIFICATE OF COMPLIANCE			NRCC-LTI-E
Project Name:	Gardena Fire Station 158 Water Damage Ceiling Repair	Report Page:	Page 2 of 7
Project Address:	1650 W. 162nd Street, Gardena, CA	Date Prepared:	03/08/2022

Controls Compliance (See Table H for Details)	
Rated Power Reduction Compliance (See Table Q for Details)	COMPLIES

D. EXCEPTIONAL CONDITIONS

This table is auto-filled with uneditable comments because of selections made or data entered in tables throughout the form.

Selections made in Table U have been changed by the permit applicant. See Table E. Additional Remarks for permit applicant's explanation.

E. ADDITIONAL REMARKS

This table includes remarks made by the permit applicant to the Authority Having Jurisdiction.

F. INDOOR LIGHTING FIXTURE SCHEDULE
This Section Does Not Apply

G. MODULAR LIGHTING SYSTEMS
This Section Does Not Apply

H. INDOOR LIGHTING CONTROLS (Not Including PAFs)
This Section Does Not Apply

I. LIGHTING POWER ALLOWANCE: COMPLETE BUILDING OR AREA CATEGORY METHODS
This Section Does Not Apply

J. ADDITIONAL LIGHTING ALLOWANCE: AREA CATEGORY METHOD QUALIFYING LIGHTING SYSTEM
This Section Does Not Apply

K. TAILORED METHOD GENERAL LIGHTING POWER ALLOWANCE
This Section Does Not Apply

STATE OF CALIFORNIA
Indoor Lighting
NRCC-LTI-E (Created 11/19) — CALIFORNIA ENERGY COMMISSION

CERTIFICATE OF COMPLIANCE			NRCC-LTI-E
Project Name:	Gardena Fire Station 158 Water Damage Ceiling Repair	Report Page:	Page 3 of 7
Project Address:	1650 W. 162nd Street, Gardena, CA	Date Prepared:	03/08/2022

L. ADDITIONAL LIGHTING ALLOWANCE: TAILORED WALL DISPLAY
This Section Does Not Apply

M. ADDITIONAL LIGHTING ALLOWANCE: TAILORED FLOOR AND TASK LIGHTING
This Section Does Not Apply

N. ADDITIONAL LIGHTING ALLOWANCE: TAILORED ORNAMENTAL/SPECIAL EFFECTS
This Section Does Not Apply

O. ADDITIONAL LIGHTING ALLOWANCE: TAILORED VERY VALUABLE MERCHANDISE
This Section Does Not Apply

P. POWER ADJUSTMENT: LIGHTING CONTROL CREDIT (POWER ADJUSTMENT FACTOR (PAF))
This Section Does Not Apply

Q. RATED POWER REDUCTION COMPLIANCE FOR ALTERATIONS

*Table Instructions: Complete this table for indoor lighting alterations complying prescriptively with §141.0(b)2I(iii). Any control options having a * will require a note in the Notes section of this table, otherwise the compliance status in Table C will say "DOES NOT COMPLY".*

01	☒	Alteration scope includes a one-for-one luminaire alteration within a building or tenant space of 5,000 ft² or less per §141.0(b)2I(iii).				
02	☒	At least one complete floor or complete tenant space includes a one-for-one luminaire alteration of 50 or less luminaires, per annum. These spaces do not need to comply with Part 6 requirements and therefore do not need to be included in tables below per Exception 6 to §141.0(b)2I.	Applicable Spaces: Basement corridor, stairways & 1st flr.	OR	☐	Exception 6 applies to all spaces within the permit application

BID SET
NOT FOR CONSTRUCTION

REVIEWED FOR CODE COMPLIANCE
Jul 19, 2022
CITY OF GARDENA

BOA Architecture Interiors Planning
1511 Cota Ave. Long Beach, CA 90813 Tel. 562-912-7900

GARDENA FIRE STATION 158 WATER DAMAGE CEILING REPAIR
(ROOF REPLACEMENT PROJECT, JN 509)
1650 W. 162nd Street, Gardena, CA 90247

No.	Date	Revision	By	Ck

Designer: JMD
CAD Draft: L.G.
Architect:
Engineer: JY
Client: COUNTY OF LA
Date Issue: 06-01-2022
Job Number: 2946

Client:

Consultant: MV Engineering, Inc.
Mechanical, Electrical and Plumbing (MEP) Consulting Engineers
1543 W. Garvey Ave. North, Ste. 210
West Covina, California 91790-2140
(626) 337-1965 / JOB #21-2299

REGISTERED PROFESSIONAL ENGINEER JESSICA M. YUEH No. E15221 Exp. 6/30/2024 ELECTRICAL STATE OF CALIFORNIA

- NEW FIXTURE SCHEDULE, DETAILS AND TITLE 24 COMPLIANCE FORMS

E0.2

These drawings and accompanying, as instruments of service, are the exclusive property of the Architect and their use and publication shall be restricted to the original site for which they were prepared. Re-use, reproduction or publication by any method, in whole or part, is prohibited by written permission from the Architect. Title to these plans and specifications shall remain with the Architect without prejudice, and visual with them shall constitute prima facie eveidence of acceptance of these restrictions.

P:\Drawings\21-2299 Gardena Fire Station #158\21-2299 ELEC DWGS\ DWG: E0-2.dwg LAYOUT: Model 1:0.5 June 1, 2022 - 11:33:06AM Leonel

STATE OF CALIFORNIA
Indoor Lighting
NRCC-LTI-E (Created 11/19) CALIFORNIA ENERGY COMMISSION

CERTIFICATE OF COMPLIANCE			NRCC-LTI-E
Project Name: Gardena Fire Station 158 Water Damage Ceiling Repair		Report Page:	Page 4 of 7
Project Address: 1650 W. 162nd Street, Gardena, CA		Date Prepared:	03/08/2022

Fixture Schedule (Incude all luminaires being altered in the project)

03	04	05	06	07	08	09	10	11	12	13	14
Pre-alteration Luminaire Information						Post-alteration Luminaire Information					
Name or Item Tag	Complete Luminaire Description	Watts per luminaire[1]	How Wattage is Determined	Total number of Luminaires	Total Watts	Name or Item Tag	Complete Luminaire Description	Watts per luminaire[1]	How Wattage is Determined	Total number of Luminaires	Total Watts
H/100	Rec. Downlight	100	NA8 Default	5	500	H/19	Surface LED	19	CEC Default	5	95
H/100	Rec. Downlight	100	NA8 Default	8	800	H5/17	Surface LED	17	CEC Default	8	136
A/164	Rec. Fluor.	164	NA8 Default	32	5,248	E/39	Recessed LED	39	CEC Default	32	1,248
A1/164	Rec. Fluor.	164	NA8 Default	4	656	E/39	Recessed LED	39	CEC Default	4	156
A2/82	Rec. Fluor.	82	NA8 Default	18	1,476					18	0
B/82	Rec. Fluor.	82	NA8 Default	1	82	H5/17	Surface LED	17	CEC Default	1	17
E/48	Rec. Fluor.	48	NA8 Default	18	864					18	0
H/100	Rec. Downlight	100	NA8 Default	4	400	H/19	Surface LED	19	CEC Default	4	76
H1/125	Rec. Downlight	125	NA8 Default	6	750	H1/39	Surface LED	39	CEC Default	6	234
H2/150	Rec. Downlight	150	NA8 Default	3	450					3	0
P/150	Rec. Downlight	150	NA8 Default	1	150	P/22	Surface LED	22	CEC Default	1	22
T/120	Surface Bracket	120	NA8 Default	2	240	T/20	Surface LED	20	CEC Default	2	40
I1/150	Rec. Downlight	150	NA8 Default	5	750	I1/26	Surface LED	26	CEC Default	5	130
B/82	Rec. Fluor.	82	NA8 Default	1	82	P/22	Surface LED	22	CEC Default	1	22
A2/82	Rec. Fluor.	82	NA8 Default	3	246	E/39	Recessed LED	39	CEC Default	3	117

0.82	**Percent Power Reduction[2]**	**Total Pre-alteration Wattage**	12,694	**Total Post-alteration Wattage**	2,293

[1] *FOOTNOTE: Authority Having Jurisdiction may ask for Luminaire cut sheets to confirm wattage used for compliance per §130.0(c)*
[2] *Must be at least 40% to comply with §141.0(b)2I(iii)*

Mandatory Controls

15	16	17	18	19
Area Description	Primary Function Area	Area Controls §130.1(a)	Shut-Off Controls §130.1(c)	* NOTES: Controls with a * require a note in the space below explaining how compliance is achieved

STATE OF CALIFORNIA
Indoor Lighting
NRCC-LTI-E (Created 11/19) CALIFORNIA ENERGY COMMISSION

CERTIFICATE OF COMPLIANCE			NRCC-LTI-E
Project Name: Gardena Fire Station 158 Water Damage Ceiling Repair		Report Page:	Page 5 of 7
Project Address: 1650 W. 162nd Street, Gardena, CA		Date Prepared:	03/08/2022

Basement & 1st Floor	All Other Space Types	Manual ON/OFF	Auto Time Switch

R. 80% LIGHTING POWER FOR ALTERATIONS - CONTROLS EXCEPTIONS

This Section Does Not Apply

S. DAYLIGHT DESIGN POWER ADJUSTMENT FACTOR (PAF)

This Section Does Not Apply

T. DECLARATION OF REQUIRED CERTIFICATES OF INSTALLATION

Table Instructions: Selections have been made based on information provided in previous tables of this document. If any selection needs to be changed, please explain why in Table E. Additional Remarks. These documents must be provided to the building inspector during construction and can be found online at https://ww2.energy.ca.gov/title24/2019standards/2019_compliance_documents/Nonresidential_Documents/NRCI/

YES	NO	Form/Title	Field Inspector Pass	Field Inspector Fail
◉	○	NRCI-LTI-01-E - Must be submitted for all buildings	☐	☐
○	◉	NRCI-LTI-02-E - Must be submitted for a lighting control system, or for an Energy Management Control System (EMCS), to be recognized for compliance.	☐	☐
○	◉	NRCI-LTI-04-E - Must be submitted for two interlocked systems serving an auditorium, a convention center, a conference room, a multipurpose room, or a theater to be recognized for compliance.	☐	☐
○	◉	NRCI-LTI-05-E - Must be submitted for a Power Adjustment Factor (PAF) to be recognized for compliance.	☐	☐
○	◉	NRCI-LTI-06-E - Must be submitted for additional wattage installed in a video conferencing studio to be recognized for compliance.	☐	☐

STATE OF CALIFORNIA
Indoor Lighting
NRCC-LTI-E (Created 11/19) CALIFORNIA ENERGY COMMISSION

CERTIFICATE OF COMPLIANCE			NRCC-LTI-E
Project Name: Gardena Fire Station 158 Water Damage Ceiling Repair		Report Page:	Page 6 of 7
Project Address: 1650 W. 162nd Street, Gardena, CA		Date Prepared:	03/08/2022

U. DECLARATION OF REQUIRED CERTIFICATES OF ACCEPTANCE

Table Instructions: Selections have been made based on information provided in previous tables of this document. If any selection needs to be changed, please explain why in Table E. Additional Remarks. These documents must be provided to the building inspector during construction and any with "-A" in the form name must be completed through an Acceptance Test Technician Certification Provider (ATTCP). For more information visit: http://www.energy.ca.gov/title24/attcp/providers.html

YES	NO	Form/Title	Field Inspector Pass	Field Inspector Fail
◉	○	NRCA-LTI-02-A - Must be submitted for occupancy sensors and automatic time switch controls.	☐	☐
○	◉	NRCA-LTI-03-A - Must be submitted for automatic daylight controls.	☐	☐
○	◉	NRCA-LTI-04-A - Must be submitted for demand responsive lighting controls.	☐	☐
○	◉	NRCA-LTI-05-A - Must be submitted for institutional tuning power adjustment factor (PAF).	☐	☐
○	◉	NRCA-ENV-03-F - Must be submitted for daylighting design power adjustment factors (PAF).	☐	☐

STATE OF CALIFORNIA
Indoor Lighting
NRCC-LTI-E (Created 11/19) CALIFORNIA ENERGY COMMISSION

CERTIFICATE OF COMPLIANCE			NRCC-LTI-E
Project Name: Gardena Fire Station 158 Water Damage Ceiling Repair		Report Page:	Page 7 of 7
Project Address: 1650 W. 162nd Street, Gardena, CA		Date Prepared:	03/08/2022

DOCUMENTATION AUTHOR'S DECLARATION STATEMENT

I certify that this Certificate of Compliance documentation is accurate and complete

Documentation Author Name: Joseph L. McDowell	Documentation Author Signature:
Company: M Y Engineering, Inc.	Signature Date: 03/08/2022
Address: 1543 W. Garvey Ave. N., Ste. 210	CEA/ HERS Certification Identification (if applicable):
City/State/Zip: West Covina, CA 91790	Phone: 626-337-1965

RESPONSIBLE PERSON'S DECLARATION STATEMENT

I certify the following under penalty of perjury, under the laws of the State of California:

1. **The information provided on this Certificate of Compliance is true and correct.**
2. **I am eligible under Division 3 of the Business and Professions Code to accept responsibility for the building design or system design identified on this Certificate of Compliance (responsible designer)**
3. **The energy features and performance specifications, materials, components, and manufactured devices for the building design or system design identified on this Certificate of Compliance conform to the requirements of Title 24, Part 1 and Part 6 of the California Code of Regulations.**
4. **The building design features or system design features identified on this Certificate of Compliance are consistent with the information provided on other applicable compliance documents, worksheets, calculations, plans and specifications submitted to the enforcement agency for approval with this building permit application.**
5. **I will ensure that a completed signed copy of this Certificate of Compliance shall be made available with the building permit(s) issued for the building, and made available to the enforcement agency for all applicable inspections. I understand that a completed signed copy of this Certificate of Compliance is required to be included with the documentation the builder provides to the building owner at occupancy.**

Responsible Designer Name: Jessica Yueh	Responsible Designer Signature:
Company : M Y Engineering, Inc.	Date Signed: 03/08/2022
Address: 1543 W. Garvey Ave. N., Ste. 210	License: E-15221
City/State/Zip: West Covina, CA 91790	Phone: 626-337-1965

These drawings and accompanying, as instruments of service, are the exclusive property of the Architect and their use and publication shall be restricted to the original site for which they were prepared. Re-use, reproduction or publication by any method, in whole or part, is prohibited by written permission from the Architect. Title to these plans and specifications shall remain with the Architect without prejudice, and visual with them shall constitute prima facie eveidence of acceptance of these restrictions.

BOA Architecture Interiors Planning
1511 Cota Ave. Long Beach, CA 90813 Tel. 562-912-7900

GARDENA FIRE STATION 158
WATER DAMAGE CEILING REPAIR
(ROOF REPLACEMENT PROJECT, JN 509)
1650 W. 162nd Street. Gardena , CA 90247

No.	Date	Revision	By	Ck

Designer: JMD
CAD Draft: L.G.
Architect:
Engineer: JY
Client: COUNTY OF LA
Date Issue: 06-01-2022
Job Number: 2946

Client:

Consultant:
MY Engineering, Inc.
Mechanical, Electrical and Plumbing (MEP) Consulting Engineers
1543 W. Garvey Ave. North, Ste. 210
West Covina, California 91790-2140
(626) 337-1965 / JOB #21-2299

REGISTERED PROFESSIONAL ENGINEER
JESSICA M. YUEH
No. E15221
Exp. 6/30/2024
ELECTRICAL
STATE OF CALIFORNIA

BID SET
NOT FOR CONSTRUCTION

REVIEWED
FOR
CODE COMPLIANCE
Jul 19, 2022
CITY OF GARDENA

- TITLE 24
- COMPLIANCE
- FORMS

E0.3

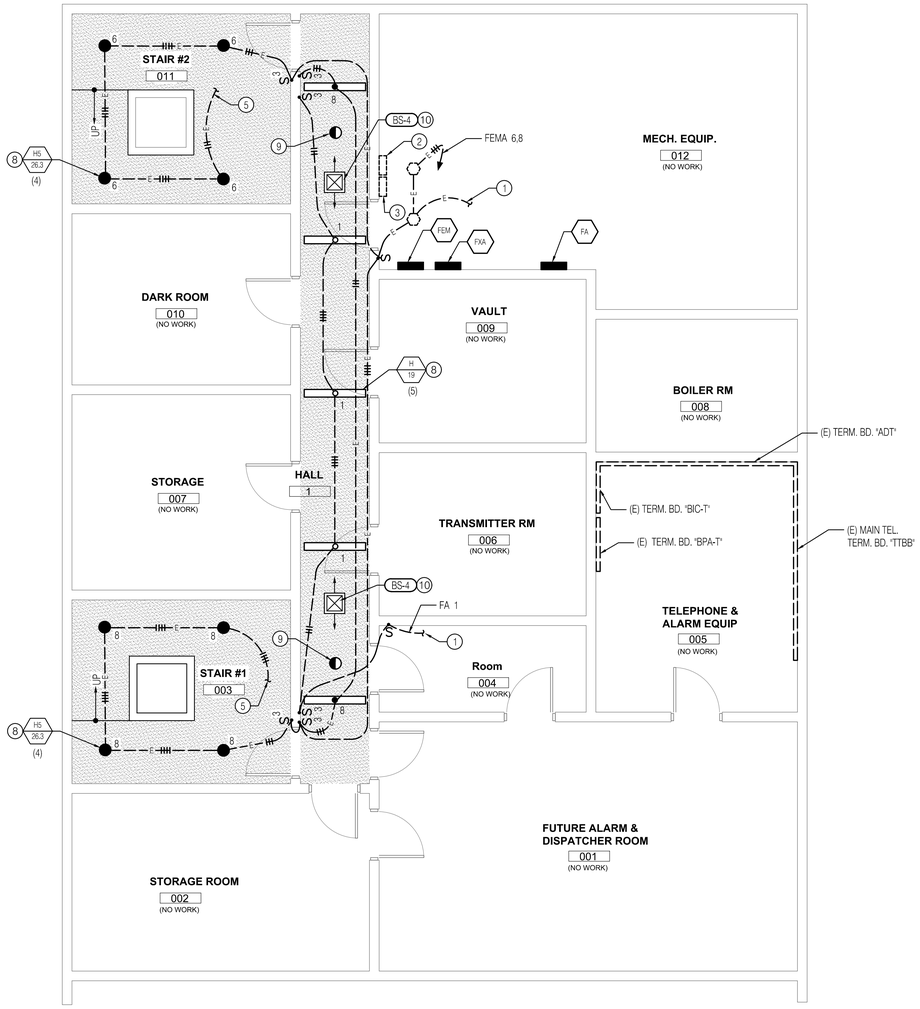

2 BASEMENT LIGHTING PLAN

SCALE: 1/4" = 1'-0"

N

NOTE: CEILING HEIGHT = 8'-6"
TOTAL REMODEL AREA = 580 SQ. FT.
OCCUPANCY TYPE = B

BASEMENT SUPPLY DIFFUSER SCHEDULE					
Symbol	(E) Neck Size (Inches)	Air Volume (CFM)	TYPE	CMF @ FT of Throw EA Way	REPLACEMENT DIFFUSER
BS-1	24x24	780	3W	195.6	EXISTING TO REMAIN (NOT SHOWN)
BS-2	8x8	170	4W	43 - 3-1/2	EXISTING TO REMAIN (NOT SHOWN)
BS-3	5x5	80	1W	80 - 5	EXISTING TO REMAIN (NOT SHOWN)
BS-4	8x4	70	2W	35 - 3	TITUS #250-AA, DUCT SIZE 10x10, 2-WAY

GENERAL NOTES:

1. PROVIDE AIR DEVICE WITH PLENUM FOR CONNECTION TO DUCT. RECONNECT TO NEW REGISTER WITH INSULATED FLEXIBLE ABOVE CEILING.

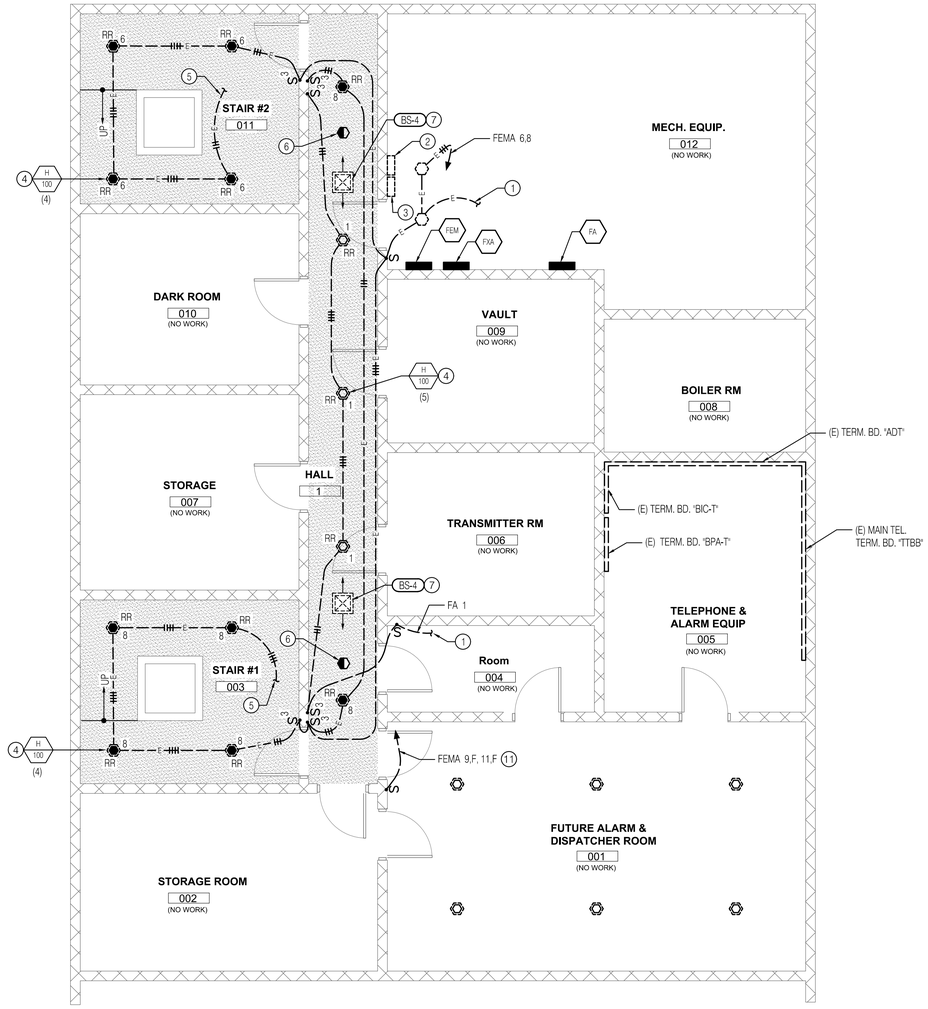

1 BASEMENT DEMOLITION LIGHTING PLAN

SCALE: 1/4" = 1'-0"

N

BID SET
NOT FOR CONSTRUCTION

REVIEWED
FOR
CODE COMPLIANCE
Jul 19, 2022
CITY OF GARDENA

REFERENCE NOTES (#)

1. EXISTING CONDUIT AND CONDUCTORS TO OTHER LIGHT FIXTURES TO REMAIN. MAINTAIN CIRCUIT CONTINUITY AT ALL TIMES.
2. EXISTING NORMAL POWER PANEL "FB" ABOVE.
3. EXISTING EMERGENCY PANEL "FEMA" ABOVE.
4. CAREFULLY DISCONNECT AND REMOVE EXISTING RECESSED DOWN LIGHT AND INSTALL A NEW OUTLET BOX FLUSH IN DRYWALL CEILING FOR NEW SURFACE MOUNTED LED LIGHT FIXTURE. RECONNECT ALL EXISTING CONDUITS AND CONDUCTORS TO MAINTAIN CIRCUIT CONTINUITY. PROVIDE NEW CONDUITS AND CONDUCTORS TO MATCH EXISTING AS REQUIRED. PATCH AND PAINT CEILING TO MATCH EXISTING.
5. EXISTING CONDUIT AND CONDUCTORS UP TO EXISTING 3-WAY SWITCH ON FIRST FLOOR TO REMAIN.
6. CAREFULLY DISCONNECT AND REMOVE EXISTING SPEAKER GRILLE, SPEAKER AND SPEAKER ENCLOSURE AND INSTALL NEW SPEAKER ENCLOSURE, SPEAKER AND GRILLE AS INDICATED IN THE SPECIFICATIONS.
7. CAREFULLY REMOVE EXISTING SUPPLY AIR DIFFUSER AND INSTALL NEW SUPPLY DIFFUSER AS INDICATED IN THE BASEMENT SUPPLY AIR DIFFUSER SCHEDULE.
8. NEW REPLACEMENT SURFACE MOUNTED FIXTURE. RECONNECT SAME AS BEFORE.
9. NEW REPLACEMENT RECESSED SPEAKER WITH ENCLOSURE AND GRILLE. CONNECT SAME AS BEFORE.
10. NEW HVAC SUPPLY REGISTER. RECONNECT TO EXISTING DUCT SAME AS BEFORE.
11. DISCONNECT AND REMOVE THE FIREPHONE LIGHTING CONTROL CONDUCTORS. SEE EXISTING FIREPHONE LIGHTING CONTROL DIAGRAM "1/E5.2".

LEGEND:

- EXISTING CEILING GYPSUM TO REMAIN.
- REMOVE EXISTING CEILING TILES AND GRID SYSTEM
- NEW 2'x4' CEILING TILES AND GRIDS
- NEW HVAC RETURN/EXHAUST REGISTER
- NEW RETURN/EXHAUST REGISTER
- NEW HVAC SUPPLY DIFFUSER
- DEMO HVAC REGISTER
- DEMO HVAC SUPPLY DIFFUSER

These drawings and accompanying, as instruments of service, are the exclusive property of the Architect and their use and publication shall be restricted to the original site for which they were prepared. Re-use, reproduction or publication by any method, in whole or part, is prohibited by written permission from the Architect. Title to these plans and specifications shall remain with the Architect without prejudice, and visual with them shall constitute prima facie evidence of acceptance of these restrictions.

BOA Architecture Interiors Planning
1511 Cota Ave. Long Beach, CA 90813 Tel. 562-912-7900

GARDENA FIRE STATION 158
WATER DAMAGE CEILING REPAIR
(ROOF REPLACEMENT PROJECT, JN 509)
1650 W. 162nd Street, Gardena , CA 90247

No.	Date	Revision	By	Ck

Designer: JMD
CAD Draft: L.G.
Architect:
Engineer: JY
Client: COUNTY OF LA
Date Issue: 06-01-2022
Job Number: 2946

Client:

Consultant:
AY Engineering, Inc.
Mechanical, Electrical and Plumbing
Engineers and Energy Consultants
1543 W. Gateway Ave. North, Ste. 210
Fullerton, California 92833-2768
(909) 541-0880 / (562) 912-2300

REGISTERED PROFESSIONAL ENGINEER
JESSICA M. YAU
No. E15221
Exp. 6/30/2024
ELECTRICAL
STATE OF CALIFORNIA

- BASEMENT
- DEMOLITION AND
- NEW LIGHTING PLAN

E1.1

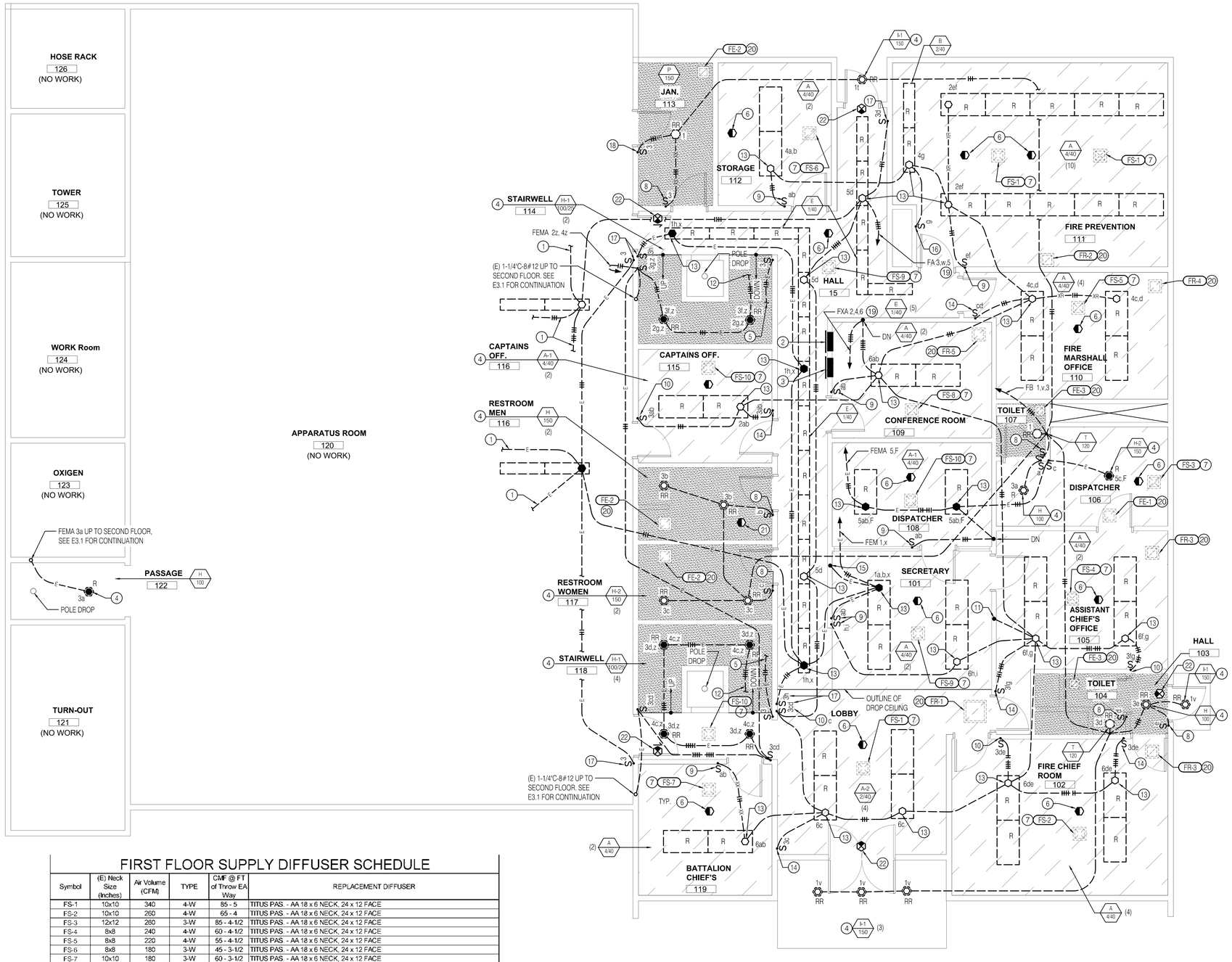

1 1ST FLOOR DEMOLITION LIGHTING PLAN

SCALE: 1/4" = 1'-0"

FIRST FLOOR SUPPLY DIFFUSER SCHEDULE

Symbol	(E) Neck Size (Inches)	Air Volume (CFM)	TYPE	CMF @ FT of Throw EA Way	REPLACEMENT DIFFUSER
FS-1	10x10	340	4-W	85 - 5	TITUS PAS - AA 18 x 6 NECK, 24 x 12 FACE
FS-2	10x10	260	4-W	65 - 4	TITUS PAS - AA 18 x 6 NECK, 24 x 12 FACE
FS-3	12x12	280	3-W	85 - 4-1/2	TITUS PAS - AA 18 x 6 NECK, 24 x 12 FACE
FS-4	8x8	240	4-W	60 - 4-1/2	TITUS PAS - AA 18 x 6 NECK, 24 x 12 FACE
FS-5	8x8	220	4-W	55 - 4-1/2	TITUS PAS - AA 18 x 6 NECK, 24 x 12 FACE
FS-6	8x8	180	3-W	45 - 3-1/2	TITUS PAS - AA 18 x 6 NECK, 24 x 12 FACE
FS-7	10x10	180	3-W	60 - 3-1/2	TITUS PAS - AA 18 x 6 NECK, 24 x 12 FACE
FS-8	8x8	150	3-W	50 - 4	TITUS PAS - AA 18 x 6 NECK, 24 x 12 FACE
FS-9	8x8	120	4-W	30 - 3	TITUS PAS - AA 18 x 6 NECK, 24 x 12 FACE
FS-10	8x4	80	2-W	40 - 3-1/2	TITUS 250 - AA, 10 x 10 NECK

FIRST FLOOR RETURN REGISTER SCHEDULE

Symbol	(E) Neck Size (Inches)	Air Volume (CFM)	Remarks
FR-1	18x18	680	TITUS PAR. - AA 22 x 10 NECK, 24 x 12 FACE
FR-2	18x12	500	TITUS PAR. - AA 22 x 10 NECK, 24 x 12 FACE
FR-3	10x10	200	TITUS PAR. - AA 22 x 10 NECK, 24 x 12 FACE
FR-4	10x10	150	TITUS PAR. - AA 22 x 10 NECK, 24 x 12 FACE
FR-5	8x8	120	TITUS PAR. - AA 22 x 10 NECK, 24 x 12 FACE

FIRST FLOOR EXHAUST REGISTER SCHEDULE

Symbol	(E) Neck Size (Inches)	Air Volume (CFM)	Remarks
FE-1	12x12	300	TITUS 301RL, NECK, 10 x 10 FACE
FE-2	10x10	200	TITUS 301RL, NECK, 10 x 10 FACE
FE-3	8x8	60	TITUS 301RL, NECK, 10 x 10 FACE

GENERAL NOTES:

1. PROVIDE AIR DEVICE WITH PLENUM FOR CONNECTION TO DUCT. RECONNECT TO NEW REGISTER WITH INSULATED FLEXIBLE ABOVE CEILING.
2. PROVIDE NEW INSULATED FLEXIBLE DUCT FROM EXISTING DUCT TO NEW REGISTER IN NEW T-BAR.

REFERENCE NOTES

1. EXISTING CONDUIT AND CONDUCTORS TO OTHER LIGHT FIXTURES TO REMAIN. MAINTAIN CIRCUIT CONTINUITY AT ALL TIMES.
2. EXISTING NORMAL POWER PANEL "FB".
3. EXISTING EMERGENCY PANEL "FEMA".
4. CAREFULLY DISCONNECT AND REMOVE EXISTING RECESSED DOWNLIGHT AND INSTALL A NEW OUTLET BOX FLUSH IN DRYWALL CEILING FOR NEW SURFACE MOUNTED LED LIGHT FIXTURE. RECONNECT ALL CONDUITS AND CONDUCTORS. PROVIDE NEW CONDUITS AND CONDUCTORS TO MATCH EXISTING AS REQUIRED. PATCH AND PAINT CEILING TO MATCH EXISTING.
5. EXISTING CONDUIT AND CONDUCTORS DOWN TO EXISTING 3-WAY SWITCH IN BASEMENT TO REMAIN.
6. REMOVE EXISTING SPEAKER, GRILLE AND ENCLOSURE. PROVIDE A SPEAKER JUNCTION BOX ABOVE T-BAR CEILING TO MAINTAIN CIRCUIT CONTINUITY AND FOR CONNECTION TO NEW SPEAKER AS SHOWN E2.2.
7. CAREFULLY REMOVE EXISTING SUPPLY AIR DIFFUSER AND INSTALL NEW SUPPLY DIFFUSER AS INDICATED IN THE AIR DIFFUSER SCHEDULES.
8. DISCONNECT AND REMOVE EXISTING LIGHT SWITCH AND INSTALL A NEW OCCUPANCY SENSOR SWITCH WITH NEW STAINLESS-STEEL DEVICE.
9. DISCONNECT AND REMOVE EXISTING LIGHT SWITCHES AND INSTALL A NEW 0-10 VOLT DIMMER OCCUPANCY SENSOR SWITCH WITH NEW STAINLESS-STEEL DEVICE.
10. DISCONNECT AND REMOVE EXISTING 3-WAY LIGHT SWITCHES AND INSTALL A NEW 0-10 VOLT DIMMER OCCUPANCY SENSOR SWITCH WITH NEW STAINLESS-STEEL DEVICE.
11. EXISTING CONDUIT AND CONDUCTORS, CIRCUIT FXA-2 DOWN TO LIGHTS IN BASEMENT TRANSMITTER ROOM TO REMAIN.
12. EXISTING CONDUIT AND CONDUCTORS UP TO LIGHTS ON SECOND FLOOR TO REMAIN.
13. CAREFULLY DISCONNECT AND REMOVE EXISTING RECESSED FLUORESCENT LIGHT FIXTURE AND INSTALL A NEW JUNCTION BOX ABOVE NEW T-BAR CEILING TO RECONNECT ALL EXISTING CONDUITS AND CONDUCTORS TO MAINTAIN CIRCUIT CONTINUITY. PROVIDE NEW CONDUITS AND CONDUCTORS TO MATCH EXISTING AS REQUIRED.
14. DISCONNECT AND REMOVE EXISTING 3-WAY LIGHT SWITCHES AND INSTALL A NEW 0-10 VOLT 3-WAY DIMMER SWITCH WITH NEW STAINLESS-STEEL DEVICE FOR THE NEW MATCHING 0-10 VOLT 3-WAY DIMMER.
15. EXISTING CONDUIT AND CONDUCTORS, CIRCUIT FEMA-1, X DOWN TO LIGHTS IN BASEMENT TRANSMITTER ROOM TO REMAIN.
16. DISCONNECT AND REMOVE LIGHT SWITCH AND INSTALL A NEW 0-10 VOLT DIMMER WALL SWITCH.
17. EXISTING LIGHT SWITCH TO REMAIN. PROTECT IN PLACE AND MAINTAIN CIRCUIT CONTINUITY.
18. REMOVE EXISTING 3-WAY SWITCH AND PROVIDE A BLANK STAIN-LESS PLATE FOR OUTLET.
19. SEE DRAWING E1.1 FOR PANEL LOCATION IN BASEMENT.
20. CAREFULLY REMOVE EXISTING AIR RETURN/EXHAUST REGISTER AND INSTALL NEW REGISTER AS INDICATED IN THE RETURN/EXHAUST REGISTER SCHEDULE.
21. CAREFULLY DISCONNECT AND REMOVE EXISTING SPEAKER GRILLE, SPEAKER AND SPEAKER ENCLOSURE AND INSTALL NEW SPEAKER ENCLOSURE, SPEAKER AND GRILLE AS INDICATED IN THE SPECIFICATIONS.
22. DISCONNECT AND REMOVE EXIT LIGHT FIXTURE AND INSTALL NEW EXIT LIGHT FIXTURE AS INDICATED ON E2.2.

BID SET
NOT FOR CONSTRUCTION

REVIEWED
FOR
CODE COMPLIANCE
Jul 19, 2022
CITY OF GARDENA

LEGEND:

- EXISTING CEILING GYPSUM TO REMAIN.
- REMOVE EXISTING CEILING TILES AND GRID SYSTEM
- NEW 2'x4' CEILING TILES AND GRIDS
- DEMO HVAC RETURN/EXHAUST REGISTER
- DEMO HVAC SUPPLY DIFFUSER

BOA Architecture Interiors Planning
1511 Cota Ave. Long Beach, CA 90813 Tel. 562-912-7900

GARDENA FIRE STATION 158
WATER DAMAGE CEILING REPAIR
(ROOF REPLACEMENT PROJECT, JN 509)
1650 W. 162nd Street, Gardena , CA 90247

No.	Date	Revision	By	Ck

Designer: JMD
CAD Draft: L.G.
Architect:
Engineer: JY
Client: COUNTY OF LA
Date Issue: 06-01-2022
Job Number: 2946

Client:

Consultant:
JY Engineering, Inc.
Mechanical Electrical and Plumbing
Engineering Consultants
7543 W. Gaveny Ave. North, Ste. 210
Huntington Park, California 90255
(323) 581-2900 / (323) 812-2202

REGISTERED PROFESSIONAL ENGINEER
JESSICA MYAN
No. E15221
Exp. 6/30/2024
ELECTRICAL
STATE OF CALIFORNIA

- 1ST FLOOR
- DEMOLITION
- LIGHTING PLAN

E2.1

These drawings and accompanying, as instruments of service, are the exclusive property of the Architect and their use and publication shall be restricted to the original site for which they were prepared. Re-use, reproduction or publication by any method, in whole or part, is prohibited by written permission from the Architect. Title to these plans and specifications shall remain with the Architect without prejudice, and visual with them shall constitute prima face evidence of acceptance of these restrictions.

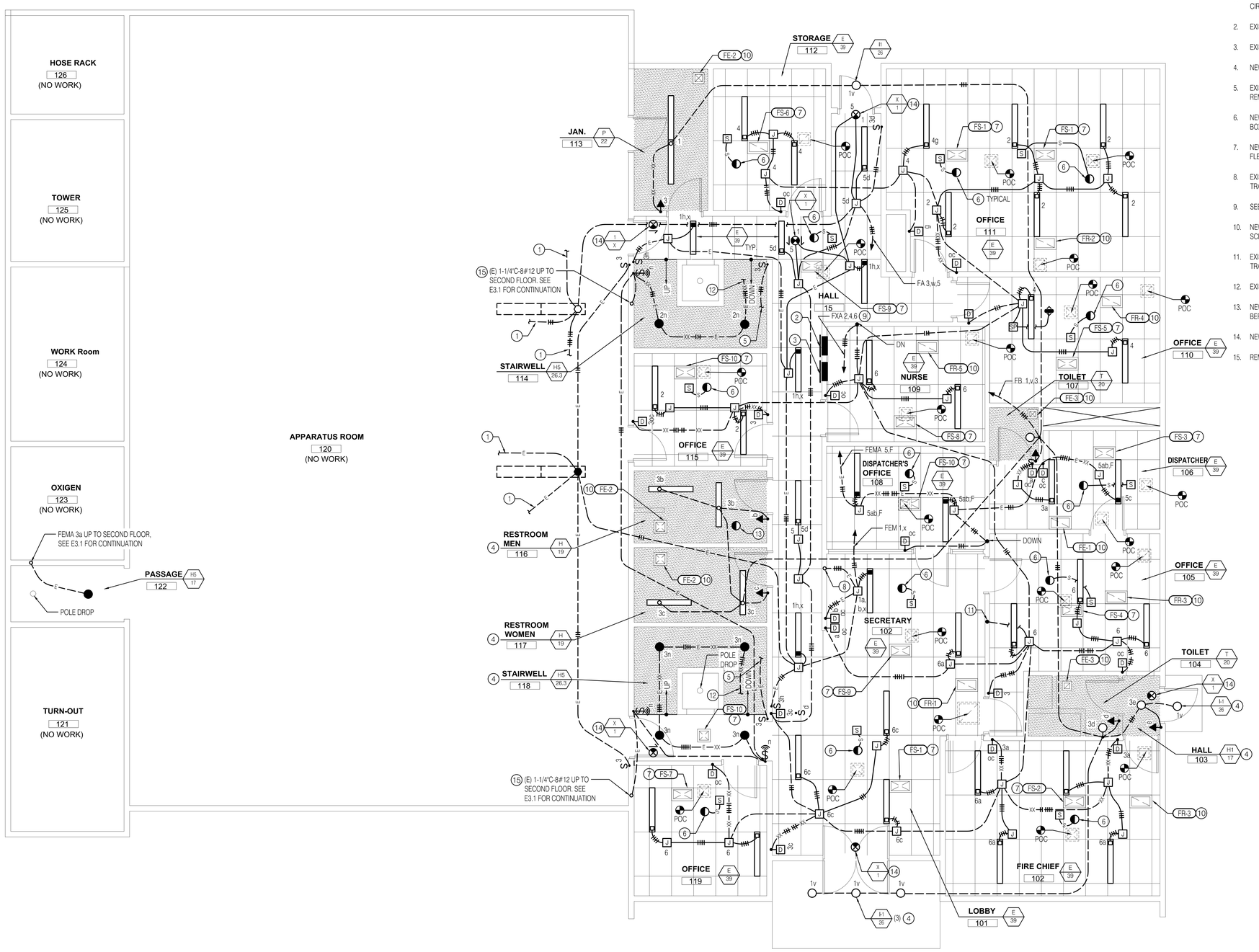

1 1ST FLOOR LIGHTING PLAN

SCALE: 1/4" = 1'-0"

N

NOTE: CEILING HEIGHT = 8'-6"
TOTAL REMODEL AREA = 3,480 SQ. FT.
OCCUPANCY TYPE = B

GENERAL NOTES:

1. PROVIDE AIR DEVICE WITH PLENUM FOR CONNECTION TO DUCT. RECONNECT TO NEW REGISTER WITH INSULATED FLEXIBLE ABOVE CEILING.
2. PROVIDE NEW INSULATED FLEXIBLE DUCT, MAX. 5' FROM EXISTING DUCT TO NEW REGISTER IN NEW T-BAR.

REFERENCE NOTES

1. EXISTING CONDUIT AND CONDUCTORS TO OTHER LIGHT FIXTURES TO REMAIN. MAINTAIN CIRCUIT CONTINUITY AT ALL TIMES.
2. EXISTING NORMAL POWER PANEL "FB".
3. EXISTING EMERGENCY PANEL "FEMA".
4. NEW OUTLET BOX FLUSH IN DRYWALL CEILING FOR NEW SURFACE MOUNTED LED LIGHT FIXTURE.
5. EXISTING CONDUIT AND CONDUCTORS DOWN TO EXISTING 3-WAY SWITCH IN BASEMENT TO REMAIN.
6. NEW SPEAKER ASSEMBLY FLUSH IN CEILING WITH CONDUIT AND CABLE TO A SPEAKER JUNCTION BOX ABOVE T-BAR CEILING. RECONNECT SAME AS BEFORE.
7. NEW SUPPLY DIFFUSER AS INDICATED IN THE AIR DIFFUSER SCHEDULES. PROVIDE PLENUM AND FLEXIBLE INSULATED DUCT CONNECTION EXISTING DUCT ABOVE CEILING. SEE DETAIL "1/E0.2".
8. EXISTING CONDUIT AND CONDUCTORS, CIRCUIT FEMA-1, X DOWN TO LIGHTS IN BASEMENT TRANSMITTER ROOM TO REMAIN.
9. SEE DRAWING E1.1 FOR PANEL LOCATION IN BASEMENT.
10. NEW AIR RETURN/EXHAUST REGISTER AS INDICATED IN THE RETURN/EXHAUST REGISTER SCHEDULE..
11. EXISTING CONDUIT AND CONDUCTORS, CIRCUIT FXA-2 DOWN TO LIGHTS IN BASEMENT TRANSMITTER ROOM TO REMAIN.
12. EXISTING CONDUIT AND CONDUCTORS UP TO LIGHTS ON SECOND FLOOR TO REMAIN.
13. NEW REPLACEMENT RECESSED SPEAKER WITH ENCLOSURE AND GRILLE. CONNECT SAME AS BEFORE.
14. NEW EXIT LIGHT FIXTURE TO REPLACE EXISTING. RECONNECT SAME AS BEFORE.
15. REMOVE ALL UNUSED CONDUCTORS.

BID SET
NOT FOR CONSTRUCTION

REVIEWED
FOR
CODE COMPLIANCE
Jul 19, 2022
CITY OF GARDENA

LEGEND:

- EXISTING CEILING GYPSUM TO REMAIN.
- REMOVE EXISTING CEILING TILES AND GRID SYSTEM
- NEW 2'x4' CEILING TILES AND GRIDS
- NEW HVAC RETURN/EXHAUST REGISTER
- NEW HVAC RETURN/EXHAUST REGISTER
- NEW HVAC SUPPLY DIFFUSER
- POC — INDICATES APPROXIMATE LOCATION OF CONNECTION TO EXISTING DUCT. EXTEND TO NEW REGISTER/DIFFUSER AS REQUIRED. SEE DETAIL "1/E0.2". — POC

BOA Architecture Interiors Planning
1511 Cota Ave. Long Beach, CA 90813 Tel. 562-912-7900

GARDENA FIRE STATION 158
WATER DAMAGE CEILING REPAIR
(ROOF REPLACEMENT PROJECT, JN 509)
1650 W. 162nd Street. Gardena , CA 90247

No.	Date	Revision	By	Ck

Designer: JMD
CAD Draft: L.G.
Architect:
Engineer: JY
Client: COUNTY OF LA
Date Issue: 06-01-2022
Job Number: 2946

Client:

Consultant:
JY Engineering, Inc.
Mechanical, Electrical and Plumbing
Consulting Engineers
7543 W. Gateway Ave. North, Ste. 210
Huntington Beach, California 92648
(949) 581-0900 / JYEE @ AOL.COM

REGISTERED PROFESSIONAL ENGINEER
JESSICA MYAN
No. E15221
Exp. 6/30/2024
ELECTRICAL
STATE OF CALIFORNIA

- 1ST FLOOR
- LIGHTING PLAN
-

E2.2

These drawings and accompanying, as instruments of service, are the exclusive property of the Architect and their use and publication shall be restricted to the original site for which they were prepared. Re-use, reproduction or publication by any method, in whole or part, is prohibited by written permission from the Architect. Title to these plans and specifications shall remain with the Architect without prejudice, and visual with them shall constitute prima facie evidence of acceptance of these restrictions.

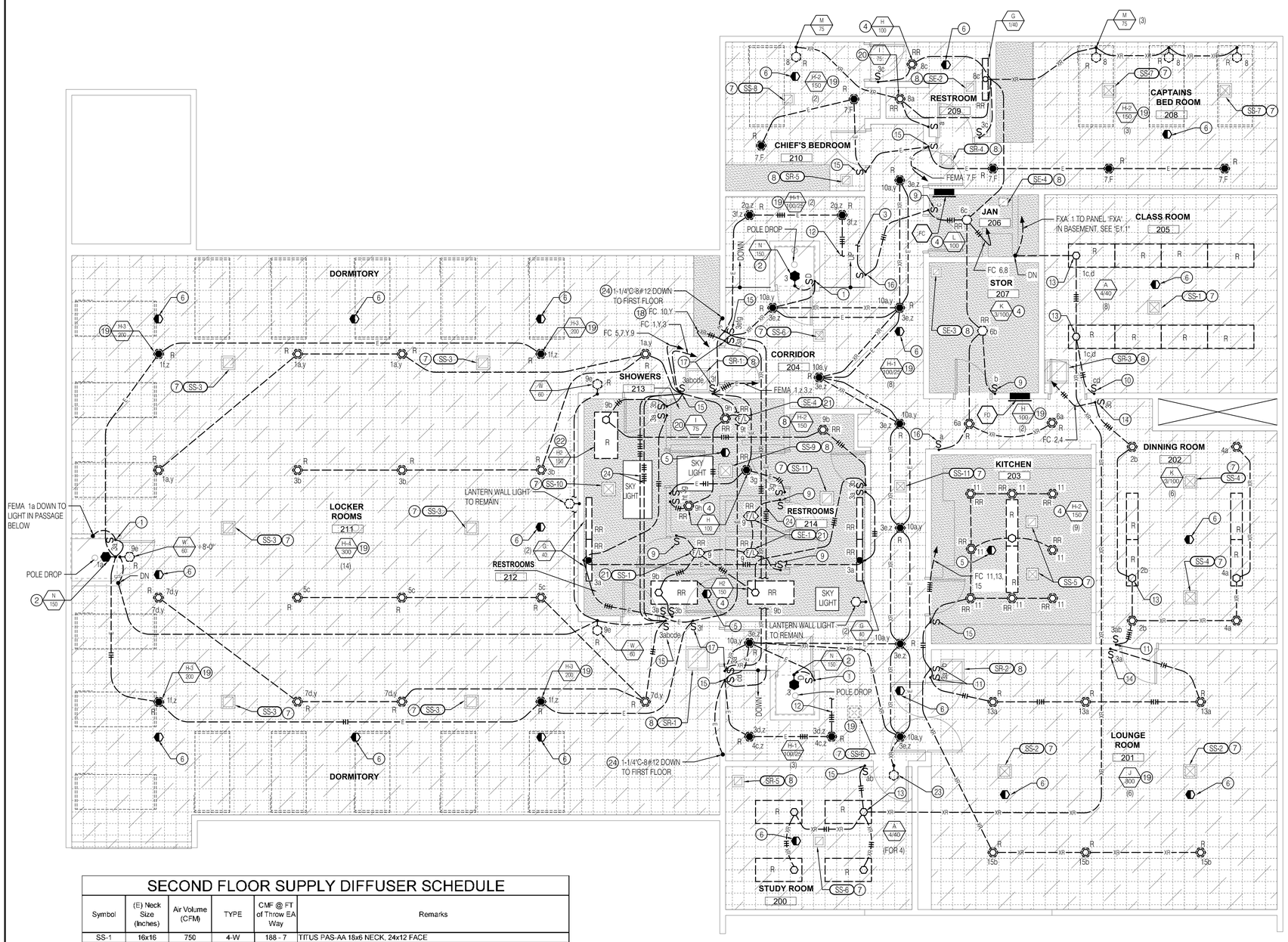

1 2ND FLOOR DEMOLITION LIGHTING PLAN

SCALE: 1/4" = 1'-0"

N

GENERAL NOTES:

1. PROVIDE AIR DEVICE WITH PLENUM FOR CONNECTION EXISTING DUCT. RECONNECT TO NEW REGISTER WITH INSULATED FLEXIBLE ABOVE CEILING.
2. PROVIDE NEW INSULATED FLEXIBLE DUCT FROM TO DUCT TO NEW REGISTER IN NEW T-BAR.

SECOND FLOOR SUPPLY DIFFUSER SCHEDULE

Symbol	(E) Neck Size (Inches)	Air Volume (CFM)	TYPE	CMF @ FT of Throw EA Way	Remarks
SS-1	16x16	750	4-W	188 - 7	TITUS PAS-AA 18x6 NECK, 24x12 FACE
SS-2	14x14	570	4-W	142 -6	TITUS PAS-AA 18x6 NECK, 24x12 FACE
SS-3	14x14	550	4-W	137 - 6	TITUS PAS-AA 18x6 NECK, 24x12 FACE
SS-4	10x10	345	4-W	86 - 5	TITUS PAS-AA 18x6 NECK, 24x12 FACE
SS-5	10x10	360	2-W	180 - 5-1/2	TITUS PAS-AA 18x6 NECK, 24x12 FACE
SS-6	10x10	300	4-W	75 - 4-1/2	TITUS PAS-AA 18x6 NECK, 24x12 FACE
SS-7	10x10	230	4-W	57 - 3-1/2	TITUS PAS-AA 18x6 NECK, 24x12 FACE
SS-8	8x8	200	4-W	50 - 4	TITUS PAS-AA 18x6 NECK, 24x12 FACE
SS-9	10x10	200	4-W	50- 3	TITUS PAS-AA 18x6 NECK, 24x12 FACE
SS-10	12x6	200	2-W	100 - 5	TITUS PAS-AA 18x6 NECK, 24x12 FACE
SS-11	8x4	100	2-W	50 - 4	TITUS PAS-AA 18x6 NECK, 24x12 FACE

SECOND FLOOR RETURN REGISTER SCHEDULE

Symbol	(E) Neck Size (Inches)	Air Volume (CFM)	Remarks
SR-1	26x26	1880	TITUS PAR-AA 22x10 NECK, 24x12 FACE
SR-2	24x24	1100	TITUS PAR-AA 22x10 NECK, 24x12 FACE
SR-3	18x18	730	TITUS PAR-AA 22x10 NECK, 24x12 FACE
SR-4	14x14	360	TITUS PAR-AA 22x10 NECK, 24x12 FACE
SR-5	10x10	130	TITUS PAR-AA 22x10 NECK, 24x12 FACE

SECOND FLOOR EXHAUST REGISTER SCHEDULE

Symbol	(E) Neck Size (Inches)	Air Volume (CFM)	Remarks
SE-1	12x12	265	TITUS 301RL, NECK, 10x10 FACE
SE-2	10x10	170	TITUS 301RL, NECK, 10x10 FACE
SE-3	8x8	100	TITUS 301RL, NECK, 10x10 FACE
SE-4	8x8	60	TITUS 301RL, NECK, 10x10 FACE

REFERENCE NOTES

1. EXISTING DOOR SWITCH TO REMAIN. PROTECT IN PROTECT IN PLACE.
2. EXISTING LAMP HOLDER TO REMAIN. PROTECT IN PLACE.
3. EXISTING CONDUIT AND CONDUCTORS UP TO PENTHOUSE LIGHTING TO REMAIN. PROTECT IN PLACE AND MAINTAIN CIRCUIT CONTINUITY. REPLACE (3) EXISTING TYPE "H-100" FIXTURES IN STAIRWAY TO THE PENTHOUSE. SEE REFERENCE NOTE #4 FOR MORE INFORMATION AND DIRECTION.
4. CAREFULLY DISCONNECT AND REMOVE EXISTING RECESSED DOWNLIGHT AND INSTALL A NEW OUTLET BOX FLUSH IN DRYWALL CEILING FOR NEW SURFACE MOUNTED LED LIGHT FIXTURE. RECONNECT ALL CONDUITS AND CONDUCTORS. PROVIDE NEW CONDUITS AND CONDUCTORS TO MATCH EXISTING AS REQUIRED. PATCH AND PAINT CEILING TO MATCH EXISTING.
5. CAREFULLY DISCONNECT AND REMOVE EXISTING SPEAKER GRILLE, SPEAKER AND SPEAKER ENCLOSURE AND INSTALL NEW SPEAKER ENCLOSURE, SPEAKER AND GRILLE AS INDICATED IN THE SPECIFICATIONS.
6. REMOVE EXISTING SPEAKER, GRILLE AND ENCLOSURE. PROVIDE A SPEAKER JUNCTION BOX ABOVE T-BAR CEILING TO MAINTAIN CIRCUIT CONTINUITY AND FOR CONNECTION TO NEW SPEAKER AS SHOWN E3.2.
7. REMOVE EXISTING SUPPLY AIR DIFFUSER AND INSTALL NEW SUPPLY DIFFUSER AS INDICATED IN THE AIR DIFFUSER SCHEDULES.
8. CAREFULLY REMOVE EXISTING AIR RETURN/EXHAUST REGISTER AND INSTALL NEW REGISTER AS INDICATED IN THE RETURN/EXHAUST REGISTER SCHEDULE.
9. DISCONNECT AND REMOVE EXISTING LIGHT SWITCH AND INSTALL A NEW OCCUPANCY SENSOR SWITCH WITH NEW STAINLESS-STEEL DEVICE.
10. DISCONNECT AND REMOVE EXISTING LIGHT SWITCHES AND INSTALL A NEW 0-10 VOLT DIMMER OCCUPANCY SENSOR SWITCH WITH NEW STAINLESS-STEEL DEVICE.
11. DISCONNECT AND REMOVE EXISTING 3-WAY LIGHT SWITCHES AND INSTALL A NEW 0-10 VOLT DIMMER OCCUPANCY SENSOR SWITCH WITH NEW STAINLESS-STEEL DEVICE.
12. EXISTING CONDUIT AND CONDUCTORS DOWN TO LIGHTS ON FIRST FLOOR TO REMAIN.
13. CAREFULLY DISCONNECT AND REMOVE EXISTING RECESSED FLUORESCENT LIGHT FIXTURE AND INSTALL A NEW JUNCTION BOX ABOVE NEW T-BAR CEILING TO RECONNECT ALL EXISTING CONDUITS AND CONDUCTORS TO MAINTAIN CIRCUIT CONTINUITY. PROVIDE NEW CONDUITS AND CONDUCTORS TO MATCH EXISTING AS REQUIRED.
14. DISCONNECT AND REMOVE EXISTING 3-WAY LIGHT SWITCHES AND INSTALL A NEW 0-10 VOLT 3-WAY DIMMER SWITCH WITH NEW STAINLESS-STEEL DEVICE FOR THE NEW MATCHING 0-10 VOLT 3-WAY DIMMER.
15. DISCONNECT AND REMOVE LIGHT SWITCH AND INSTALL A NEW WIRELESS DIMMER WALL SWITCH.
16. EXISTING LIGHT SWITCH TO REMAIN. PROTECT IN PLACE AND MAINTAIN CIRCUIT CONTINUITY.
17. REMOVE EXISTING 3-WAY SWITCH AND PROVIDE A BLANK STAIN-LESS PLATE FOR OUTLET.
18. REMOVE EXISTING CONDUCTORS AND LABEL SERVING CIRCUIT BREAKER "SPARE".
19. CAREFULLY DISCONNECT AND REMOVE EXISTING INCANDESCENT LIGHT FIXTURE AND INSTALL A NEW JUNCTION BOX ABOVE NEW T-BAR CEILING TO RECONNECT ALL EXISTING CONDUITS AND CONDUCTORS TO MAINTAIN CIRCUIT CONTINUITY. PROVIDE NEW CONDUITS AND CONDUCTORS TO MATCH EXISTING AS REQUIRED.
20. CAREFULLY DISCONNECT AND REMOVE EXISTING RECESSED DOWNLIGHT PROTECTING TILE AND INSTALL A NEW RECESSED LED SHOWER LIGHT FIXTURE AS INDICATED IN THE FIXTURE SCHEDULE. RECONNECT ALL CONDUITS AND CONDUCTORS. PROVIDE NEW CONDUITS AND CONDUCTORS TO MATCH EXISTING AS REQUIRED. PATCH AND PAINT CEILING TO MATCH EXISTING.
21. CAREFULLY DISCONNECT AND REMOVE EXISTING RECESSED COMBINATION EXHAUST FAN/LIGHT FIXTURE PROTECTING EXISTING TILE AND INSTALL A NEW RECESSED COMBINATION EXHAUST FAN/LIGHT FIXTURE. RECONNECT EXISTING EXHAUST DUCT AND ALL EXISTING CONDUITS AND CONDUCTORS TO MAINTAIN CIRCUIT CONTINUITY. PROVIDE NEW CONDUITS AND CONDUCTORS TO MATCH EXISTING AS REQUIRED.
22. REMOVE EXISTING LIGHT FIXTURE AND PROVIDE A BLANK OUTLET COVER PLATE. PAINT COVER TO MATCH CEILING.
23. REMOVE EXISTING WALL BRACKET LIGHT FIXTURE INCLUDING SERVING CONDUCTORS AND PROVIDE A BLANK OUTLET COVER PLATE. PAINT COVER TO MATCH WALL.
24. REMOVE ALL UNUSED CONDUCTORS. MAINTAIN NON-SWITCHED CIRCUIT CONDUCTORS

BID SET
NOT FOR CONSTRUCTION

REVIEWED
FOR
CODE COMPLIANCE
Jul 19, 2022
CITY OF GARDENA

LEGEND:

- EXISTING CEILING GYPSUM TO REMAIN.
- REMOVE EXISTING CEILING TILES AND GRID SYSTEM
- NEW 2x4' CEILING TILES AND GRIDS
- DEMO HVAC RETURN/EXHAUST REGISTER
- DEMO HVAC SUPPLY DIFFUSER

BOA Architecture Interiors Planning
1511 Cota Ave. Long Beach, CA 90813 Tel. 562-912-7900

GARDENA FIRE STATION 158
WATER DAMAGE CEILING REPAIR
(ROOF REPLACEMENT PROJECT, JN 509)
1650 W. 162nd Street, Gardena , CA 90247

No.	Date	Revision	By	Ck

Designer: JMD
CAD Draft: L.G.
Architect:
Engineer: JY
Client: COUNTY OF LA
Date Issue: 06-01-2022
Job Number: 2946

Client:

Consultant:
AV Engineering, Inc.
Mechanical, Electrical and Plumbing
Engineering Consultants
1545 W. Gaines Ave., North, Ste. 210
Rosemead, California 91770-1967
(626) 307-0800 / FAX (626) 307-0808

REGISTERED PROFESSIONAL ENGINEER
JAMES YEUNG
No. E15221
Exp. 6/30/2024
ELECTRICAL
STATE OF CALIFORNIA

- 2ND FLOOR
- DEMOLITION
- LIGHTING PLAN

E3.1

These drawings and accompanying, as instruments of service, are the exclusive property of the Architect and their use and publication shall be restricted to the original site for which they were prepared. Re-use, reproduction or publication by any method, in whole or part, is prohibited by written permission from the Architect. Title to these plans and specifications shall remain with the Architect without prejudice, and visual with them shall constitute prima face evidence of acceptance of these restrictions.

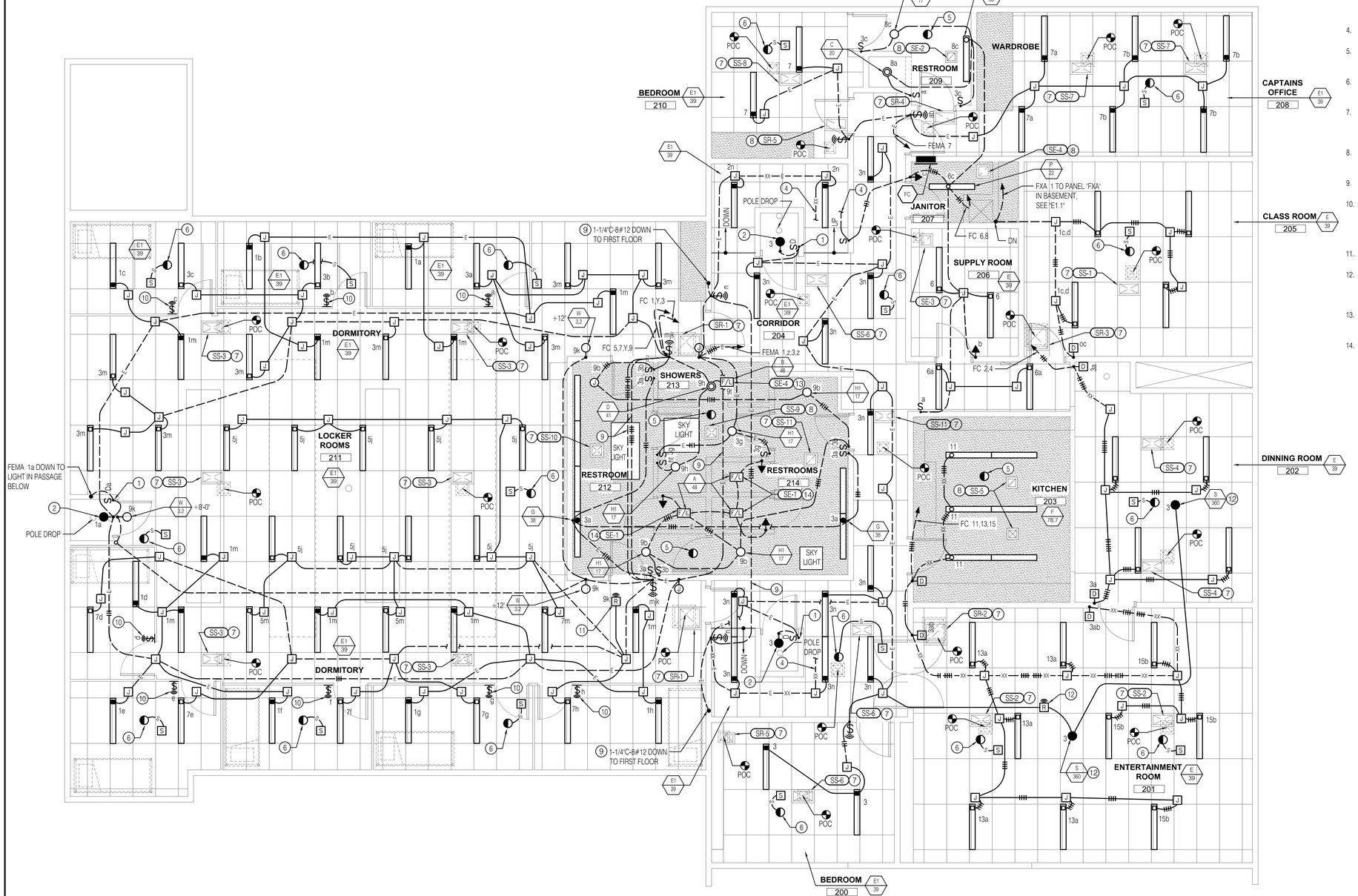

1 2ND FLOOR LIGHTING PLAN

SCALE: 1/4" = 1'-0"

N

NOTE: CEILING HEIGHT = 8'-6"
TOTAL AREA = 6,300 SQ. FT.
OCCUPANCY TYPE = R2

GENERAL NOTES:

1. PROVIDE AIR DEVICE WITH PLENUM FOR CONNECTION EXISTING DUCT. RECONNECT TO NEW REGISTER WITH INSULATED FLEXIBLE ABOVE CEILING.
2. PROVIDE NEW INSULATED FLEXIBLE DUCT FROM EXISTING DUCT TO NEW REGISTER IN NEW T-BAR.

REFERENCE NOTES

1. EXISTING DOOR SWITCH TO REMAIN. PROTECT IN PROTECT IN PLACE.
2. EXISTING LAMP HOLDER TO REMAIN. PROTECT IN PLACE.
3. EXISTING CONDUIT AND CONDUCTORS UP TO PENTHOUSE LIGHTING TO REMAIN. PROTECT IN PLACE AND MAINTAIN CIRCUIT CONTINUITY. REPLACE (3) EXISTING TYPE "H-100" FIXTURES IN STAIRWAY TO THE PENTHOUSE. SEE REFERENCE NOTE #4 ON DRAWING E3.1 FOR MORE INFORMATION AND DIRECTION.
4. EXISTING CONDUIT AND CONDUCTORS DOWN TO LIGHTS ON FIRST FLOOR TO REMAIN.
5. NEW REPLACEMENT RECESSED SPEAKER WITH ENCLOSURE AND GRILLE. CONNECT SAME AS BEFORE.
6. NEW SPEAKER ASSEMBLY FLUSH IN CEILING WITH CONDUIT AND CABLE TO A SPEAKER JUNCTION BOX ABOVE T-BAR CEILING. RECONNECT SAME AS BEFORE.
7. NEW SUPPLY DIFFUSER AS INDICATED IN THE AIR DIFFUSER SCHEDULES. PROVIDE PLENUM AND FLEXIBLE INSULATED DUCT CONNECTION EXISTING DUCT ABOVE CEILING. SEE DETAIL "1/E0.2".
8. NEW AIR RETURN/EXHAUST REGISTER AS INDICATED IN THE RETURN/EXHAUST REGISTER SCHEDULE.
9. REMOVE ALL UNUSED CONDUCTORS. MAINTAIN NON-SWITCHED CIRCUIT CONDUCTORS.
10. WIRELESS BATTERY POWERED DIMMER WALL SWITCH PROGRAMMED TO CONTROL THE EMERGENCY AND NORMAL LIGHTS IN THE FIREMAN'S SLEEPING QUARTERS. THE EXISTING FIREPHONE ALARM LIGHTING SYSTEM SHALL OVERRIDE CONTROL OF THE EMERGENCY LIGHT FIXTURE.
11. WIRELESS RELAY MOUNTED ABOVE CEILING TO NIGHTLIGHT FIXTURE TYPE "W".
12. WIRELESS RELAY MOUNTED ABOVE CEILING BEACON FIXTURE TYPE "S". LIGHT FIXTURE SHALL BE ACTUATED BY THE EXISTING FIREPHONE ALARM LIGHTING SYSTEM VIA THE WIRELESS LIGHTING CONTROL SYSTEM.
13. NEW SHOWER COMBINATION LIGHT/FAN FIXTURE TYPE "A". RECONNECT EXHAUST TO FAN AS REQUIRED.
14. NEW TOILET COMBINATION LIGHT/FAN FIXTURE TYPE "B". RECONNECT EXHAUST TO FAN AS REQUIRED.

BID SET
NOT FOR CONSTRUCTION

REVIEWED
FOR
CODE COMPLIANCE
Jul 19, 2022
CITY OF GARDENA

LEGEND:

- EXISTING CEILING GYPSUM TO REMAIN.
- REMOVE EXISTING CEILING TILES AND GRID SYSTEM
- NEW 2'x4' CEILING TILES AND GRIDS
- NEW HVAC RETURN/EXHAUST REGISTER
- NEW HVAC RETURN/EXHAUST REGISTER
- NEW HVAC SUPPLY DIFFUSER
- POC — INDICATES APPROXIMATE LOCATION OF CONNECTION TO EXISTING DUCT. EXTEND TO NEW REGISTER/DIFFUSER AS REQUIRED. SEE DETAIL "1/E0.2". — POC

BOA Architecture Interiors Planning
1511 Cota Ave. Long Beach, CA 90813 Tel. 562-912-7900

GARDENA FIRE STATION 158
WATER DAMAGE CEILING REPAIR
(ROOF REPLACEMENT PROJECT, JN 509)
1650 W. 162nd Street. Gardena , CA 90247

No.	Date	Revision	By	Ck

Designer: JMD
CAD Draft: L.G.
Architect:
Engineer: JY
Client: COUNTY OF LA
Date Issue: 06-01-2022
Job Number: 2946

Client:

Consultant: JY Engineering, Inc.
Mechanical, Electrical and Plumbing
1543 W. Gibney Ave. North, Ste. 210
Long Beach, California 90813
(562) 597-0900 / (562) 912-2000

REGISTERED PROFESSIONAL ENGINEER
JESSICA M. YEE
No. E15221
Exp. 6/30/2024
ELECTRICAL
STATE OF CALIFORNIA

- 2ND FLOOR
- LIGHTING PLAN

E3.2

These drawings and accompanying, as instruments of service, are the exclusive property of the Architect and their use and publication shall be restricted to the original site for which they were prepared. Re-use, reproduction or publication by any method, in whole or part, is prohibited by written permission from the Architect. Title to these plans and specifications shall remain with the Architect without prejudice, and visual with them shall constitute prima face evidence of acceptance of these restrictions.

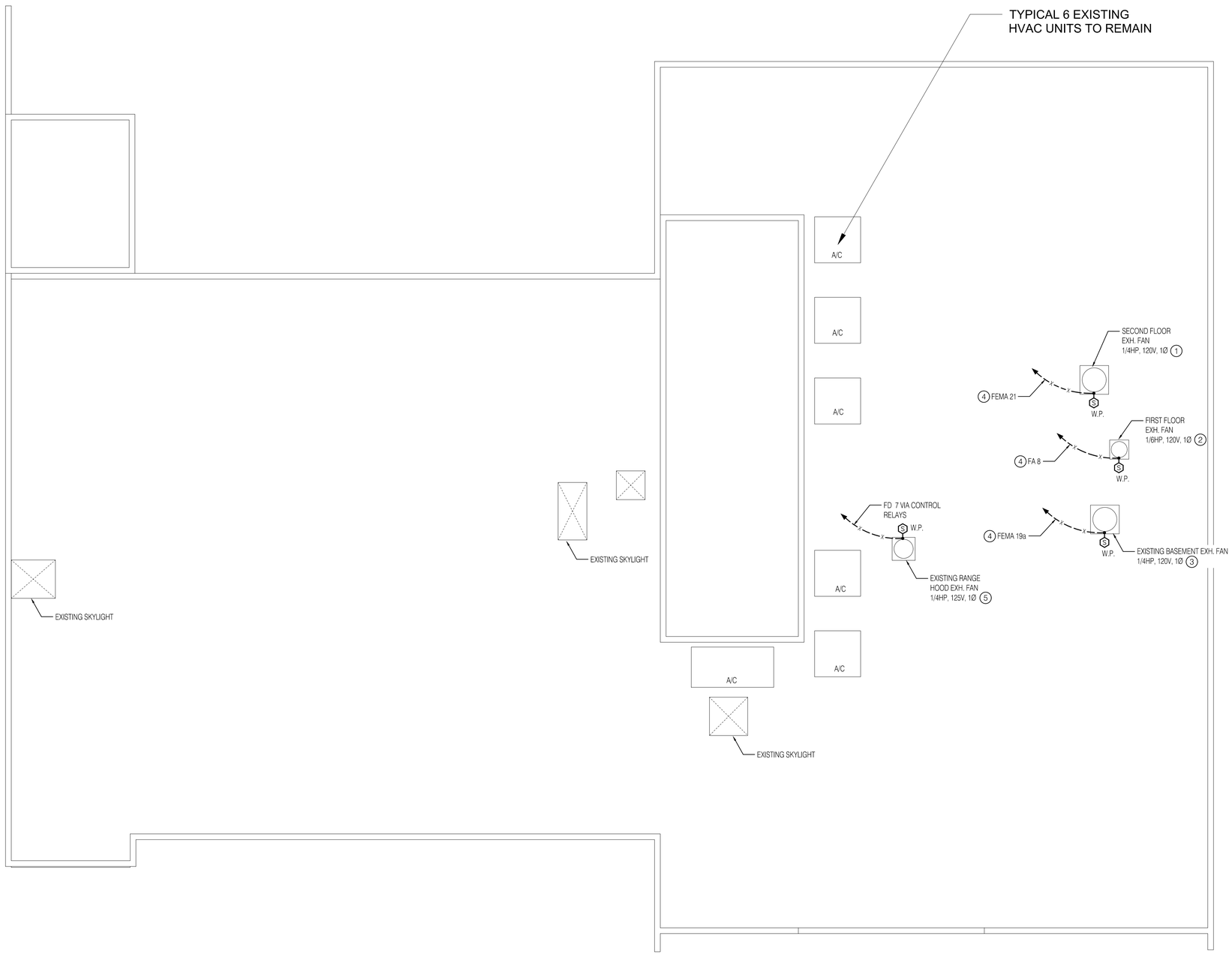

1 ROOF POWER PLAN

SCALE: 1/4" = 1'-0"

N

REFERENCE NOTES

1. CAREFULLY DISCONNECT EXISTING EXHAUST FAN PROTECTING EXISTING SERVING CONDUIT AND CONDUCTORS IN PLACE FOR RECONNECTION. REMOVE EXISTING EXHAUST FAN AND INSTALL NEW EXHAUST FAN, 1/4 HP, 120 VOLT, COOK MODEL 120C15D WITH FAN SPEED CONTROL SET AT 1280 CFM WITH WEATHERPROOF MANUAL MOTOR STARTER WITH OVERLOADS ON EXISTING CURB. RECONNECT SAME AS BEFORE.
2. CAREFULLY DISCONNECT EXISTING EXHAUST FAN PROTECTING EXISTING SERVING CONDUIT AND CONDUCTORS IN PLACE FOR RECONNECTION. REMOVE EXISTING EXHAUST FAN AND INSTALL NEW EXHAUST FAN, 1/6 HP, 120 VOLT, COOK MODEL 120C10D WITH AN SPEED CONTROL SET AT 600 CFM WITH WEATHERPROOF MANUAL MOTOR STARTER WITH OVERLOADS ON EXISTING CURB. RECONNECT SAME AS BEFORE.
3. CAREFULLY DISCONNECT EXISTING EXHAUST FAN PROTECTING EXISTING SERVING CONDUIT AND CONDUCTORS IN PLACE FOR RECONNECTION. REMOVE EXISTING EXHAUST FAN AND INSTALL NEW EXHAUST FAN, 1/4 HP, 120 VOLT, COOK MODEL 120C15D WITH FAN SPEED CONTROL SET AT 1220 CFM WITH WEATHERPROOF MANUAL MOTOR STARTER WITH OVERLOADS ON EXISTING CURB. RECONNECT SAME AS BEFORE.
4. EXISTING HOMERUN TO REMAIN. PROTECT IN PLACE.
5. CAREFULLY DISCONNECT EXISTING RANGE HOOD EXHAUST FAN PROTECTING EXISTING SERVING CONDUIT AND CONDUCTORS IN PLACE FOR RECONNECTION. REMOVE EXISTING EXHAUST FAN AND INSTALL NEW EXHAUST FAN, 1/2 HP, 120 VOLT, COOK MODEL 135R13D WITH FAN SPEED CONTROL SET AT 1220 CFM WITH WEATHERPROOF MANUAL MOTOR STARTER WITH OVERLOADS ON EXISTING CURB. RECONNECT SAME AS BEFORE.

BID SET
NOT FOR CONSTRUCTION

REVIEWED
FOR
CODE COMPLIANCE
Jul 19, 2022
CITY OF GARDENA

EXHAUST FAN SCHEDULE

TAG	MAKE/MODEL	AREA SERVED	LOCATION	CFM	ESP	SONE	FRPM	ELECTRICAL DATA				UL LISTING	FAN ENCLOSURE	FAN DISCHARGE CONFIG.	WEIGHT (LBS)	REMARK
								VOLTS	ø	WATTS/HP	AMPS					
EF 71	LOREN COOK 120C15D	BASEMENT EXHAUST	ROOF	1220	0.4	–	1369	120	1	1/4 HP	SEE MOTOR HP	–	TEFC	DOWN BLAST	40	PROVIDE FAN SPEED CONTROL
EF 72	LOREN COOK 120C10D	1ST FLOOR EXHAUST	ROOF	660	0.25	–	856	120	1	1/6 HP	SEE MOTOR HP	–	TEFC	DOWN BLAST	40	PROVIDE FAN SPEED CONTROL
EF 73	LOREN COOK 120C15D	2ND FLOOR EXHAUST	ROOF	1280	0.25	–	1338	120	1	1/4 HP	SEE MOTOR HP	–	TEFC	DOWN BLAST	40	PROVIDE FAN SPEED CONTROL
EF 74	LOREN COOK 135R13D	RANGE HOOD EXHAUST	ROOF	1450	0.3	–	1165	120	1	1/2 HP	SEE MOTOR HP	–	TEFC	UP BLAST	70	PROVIDE FAN SPEED CONTROL

These drawings and accompanying, as instruments of service, are the exclusive property of the Architect and their use and publication shall be restricted to the original site for which they were prepared. Re-use, reproduction or publication by any method, in whole or part, is prohibited by written permission from the Architect. Title to these plans and specifications shall remain with the Architect without prejudice, and visual with them shall constitute prima face evidence of acceptance of these restrictions.

BOA Architecture Interiors Planning
1511 Cota Ave. Long Beach, CA 90813 Tel. 562-912-7900

GARDENA FIRE STATION 158
WATER DAMAGE CEILING REPAIR
(ROOF REPLACEMENT PROJECT, JN 509)
1650 W. 162nd Street. Gardena , CA 90247

No.	Date	Revision	By	Ck

Designer: JMD
CAD Draft: L.G.
Architect:
Engineer: JY
Client: COUNTY OF LA
Date Issue: 06-01-2022
Job Number: 2946

Client:

Consultant: JY Engineering, Inc.
Mechanical Electrical and Plumbing
Engineers & Consultants
1543 W. Olympic Ave. North, Ste. 210
Montebello, California 90640
(323) 721-0900 / (323) 721-0905

REGISTERED PROFESSIONAL ENGINEER
JESSICA M. YIM
No. E15221
Exp. 6/30/2024
ELECTRICAL
STATE OF CALIFORNIA

- ROOF POWER
- PLAN
-

E4.1

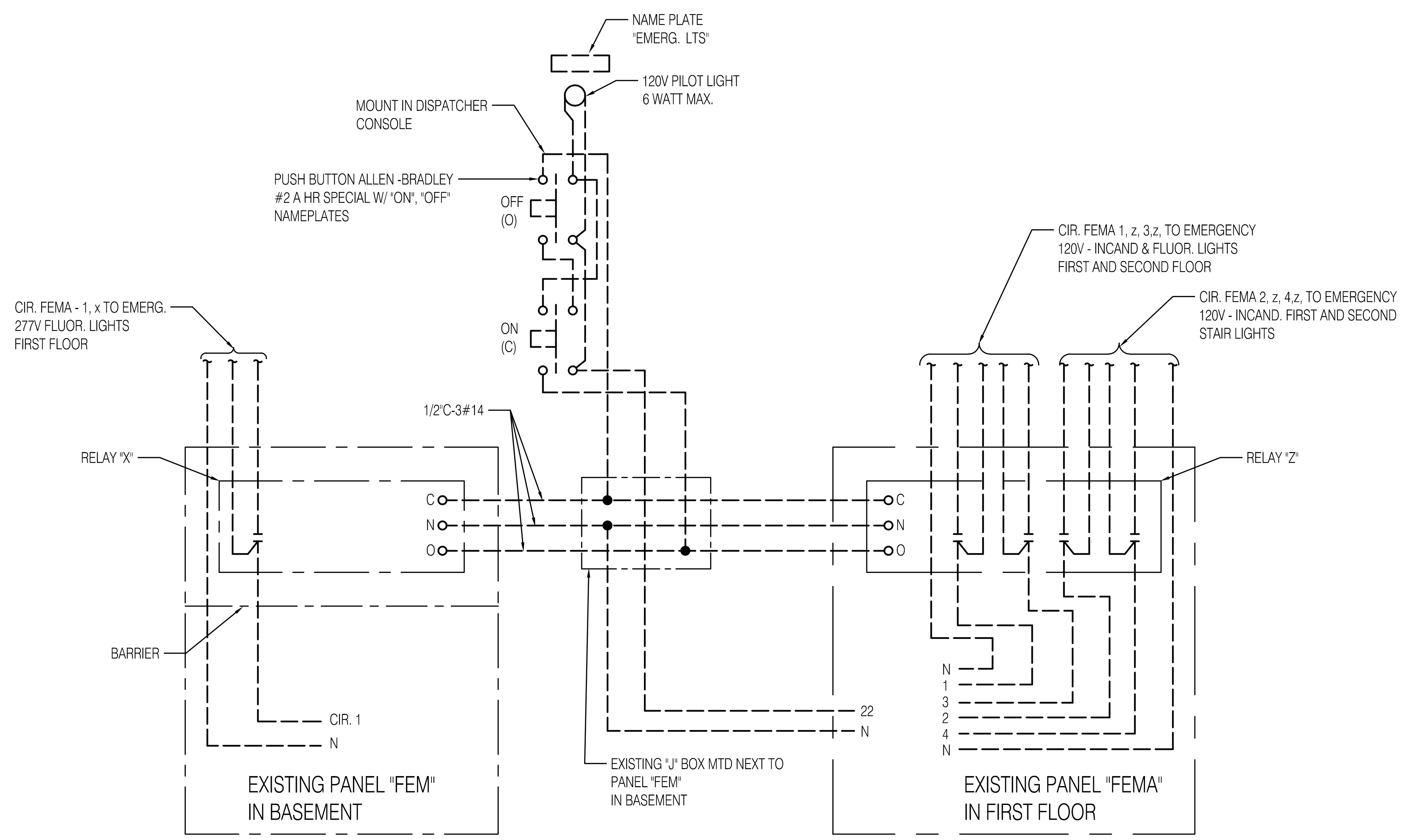

WIRING DIAGRAM OF EXISTING RELAYS "X" & "Z" LIGHTING CONTROLS

SCALE: NONE

1 / E5.1

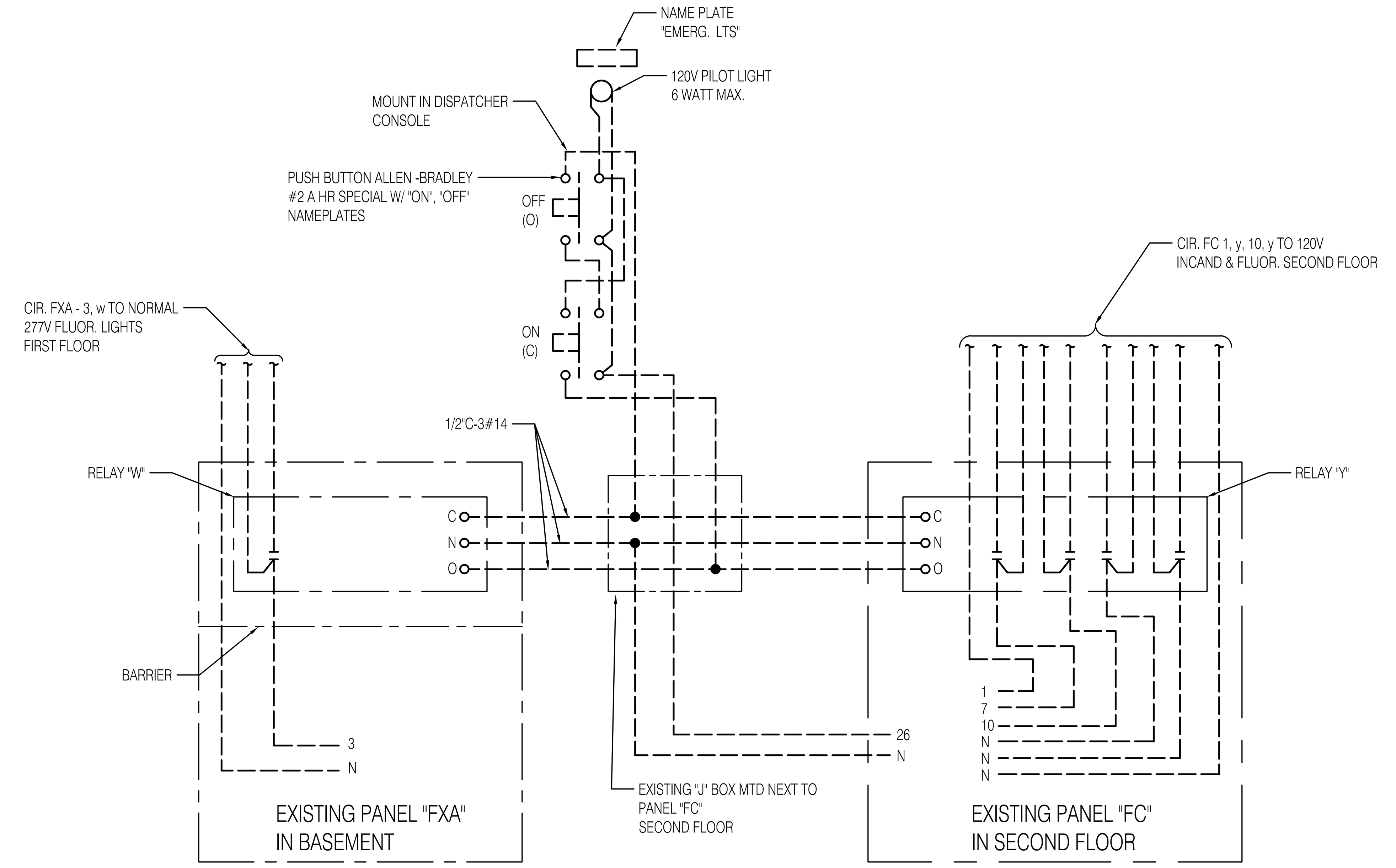

WIRING DIAGRAM OF EXISTING RELAYS "W" & "Y" LIGHTING CONTROLS

SCALE: NONE

2 / E5.1

EXISTING EMERGENCY

480/277 VOLTS, 3 PHASE, 4 WIRE — PANEL **FEM** — MAIN BKR. 30A-3P
LOCATION MECH. RM. 012 — 100 A. BUSSING
FED FROM: "JXE" IN PD BASEMENT — FEEDER 3"C-4#4 — ENTER TOP — SURFACE MOUNTING

LOCATION	ØA	ØB	ØC	LTG LCL	REC	MIS	CIR	BKR	BKR	CIR	LTG LCL	REC	MIS	ØA	ØB	ØC	LOCATION
(2) EX. LIGHTS	1700			9			1	20-1	20-3	2	4			780			
SPACE										4	4				780		EX. MCC "FMCEM"
SPACE										6	9					780	
SPACE									30-3	8				5000			
SPACE										10					4975		EX. 150KVA TRANSF. "FAME" SUBFEED
SPACE										12						4650	
(SPARE LOAD)																	(SPARE LOAD)

ØA= 7480 VA — ØB= 5755 VA — ØC= 5430 VA
TOTAL CONNECTED LOAD: 7480 VA x 3 = 22440 VA or 62.3 AMPS at 208 VOLTS, 3 PHASE
LCL: 4040 WATTS x 25% = 1010 WATTS
FDL: 22440 WATTS + 1010 WATTS (LCL) = 23450 WATTS OR 65.1 AMPS

EXISTING

480/277 VOLTS, 3 PHASE, 4 WIRE — PANEL **FXA** — MAIN BKR. 175-3P
LOCATION MECH. EQUIP. 012 — 225 A. BUSSING
FED FROM: "JM" IN PD BASEMENT — FEEDER 3"C-4#4/0 — ENTER TOP — SURFACE MOUNTING

LOCATION	ØA	ØB	ØC	LTG LCL	REC	MIS	CIR	BKR	BKR	CIR	LTG LCL	REC	MIS	ØA	ØB	ØC	LOCATION
EX. LIGHTS	2400			6			1	20-1	20-1	2	4			2600			EX. LIGHTS
(3) EX. LIGHTS		3100		15			3	20-1	20-1	4	4				1500		EX. LIGHTS
EX. LIGHTS			1900	10			5	20-1	20-1	6	9					3200	EX. LIGHTS
SPARE							7	20-1		8							SPACE
SPARE							9	20-1		10							SPACE
SPARE							11	20-1		12							SPACE
SPACE							13			14							SPACE
SPACE							15			16							SPACE
SPACE							17			18							SPACE
EX. 37.5KVA TRANSF. "FB"	15840					1	19	100-2	70-2	20			1	11970			EX. 25.0KVA TRANSF. "FC"
		16080					21			22					11860		
EX. 37.5KVA TRANSF. "FA"			16975			1	23	100-2		24							
	17065						24			26							
(SPARE LOAD)																	(SPARE LOAD)

ØA= 49875 VA — ØB= 32540 VA — ØC= 22075 VA
TOTAL CONNECTED LOAD: 49875 VA x 3 = 149625 VA or 180.0 AMPS at 480 VOLTS, 3 PHASE
LCL: 14700 WATTS x 25% = 3675 WATTS
FDL: 149625 WATTS + 3675 WATTS (LCL) = 153300 WATTS OR 184.4 AMPS

EXISTING EMERGENCY

208/120 VOLTS, 3 PHASE, 4 WIRE — PANEL **FEMA** — MAIN BKR. M.L.O.
LOCATION HALL 15 — 225 A. BUSSING
FED FROM: "FEM" VIA — FEEDER 1-1/2"C-4#4 — ENTER BOTTOM — SURFACE MOUNTING

LOCATION	ØA	ØB	ØC	LTG LCL	REC	MIS	CIR	BKR	BKR	CIR	LTG LCL	REC	MIS	ØA	ØB	ØC	LOCATION
(4) EX. LIGHTS	1050						1			2				400			EX. LIGHTS (4)
EX. LIGHTS		1075					3			4					600		EX. LIGHTS
(5) EX. LIGHTS			550				5			6						700	EX. LIGHTS
EX. LIGHTS	750						7			8				800			EX. LIGHTS
EX. LIGHTS		600					9			10					650		EX. TEL.
EX. LIGHTS			600				11			12						700	EX. 1/3HP HEAT PUMP
EX. CONSOLE & TRANS	700						13			14				700			EX. 1/3HP DOOR OP.
EX. TRANSMITTER		700					15			16					700		EX. 1/3HP DOOR OP.
EX. TRANSMITTER			700				17			18						700	EX. 1/3HP DOOR OP.
EX. 1/4HP BSMT. EXH. FAN	600						19			20							SPACE
EX. 1/4HP EXH. FAN		600					21			22					50		EX. RELAY "X", "Z"
EX. 1/3HP AIR COMP.			700				23			24							SPACE
(SPARE LOAD)																	(SPARE LOAD)

ØA= 5000 VA — ØB= 4975 VA — ØC= 4650 VA
TOTAL CONNECTED LOAD: 5000 VA x 3 = 15000 VA or 41.6 AMPS at 208 VOLTS, 3 PHASE
LCL: 0 WATTS x 25% = 0 WATTS
FDL: 15000 WATTS + 0 WATTS (LCL) = 15000 WATTS OR 41.6 AMPS

EXISTING

120/240 VOLTS, 1 PHASE, 3 WIRE — PANEL **FC** — MAIN BKR. M.L.O.
LOCATION JAN 206 — 225 A. BUSSING
FED FROM: "FXA" VIA XFMR — FEEDER 2"C-3#3/0 — ENTER BOTTOM — SURFACE MOUNTING

LOCATION	ØA	ØB	LTG	REC	MIS	CIR	BKR	BKR	CIR	LTG	REC	MIS	ØA	ØB	LOCATION
(6) EX. LIGHTS	1200					1	20-1	20-1	2				900		EX. LIGHTS
EX. LIGHTS		900				3	20-1	20-1	4					900	EX. LIGHTS
EX. LIGHTS	900					5	20-1	20-1	6				1200		EX. LIGHTS
(6) EX. LIGHTS		1200				7	20-1	20-1	8					1210	EX. LIGHTS
EX. LIGHTS	1140					9	20-1	20-1	10						SPARE (7)
EX. LIGHTS		1350				11	20-1	20-1	12					720	EX. RECEPT
EX. LIGHTS	900					13	20-1	20-1	14				720		EX. RECEPT
EX. LIGHTS		900				15	20-1	20-1	16					720	EX. RECEPT
EX. RECEPT	540					17	20-1	20-1	18				540		EX. RECEPT
EX. RECEPT		720				19	20-1	20-1	20					720	EX. RECEPT
EX. 1/5HP W COOLER	500					21	15-1	20-1	22				720		EX. RECEPT
EX. MECH TIME SW		1080				23	20-1	20-1	24					900	EX. RECEPT
EX. DUCT HTR	800					25	20-1	15-1	26				900		EX. RELAY "W", "Y"
SPARE						27	20-1	20-1	28						SPARE
SPACE						29			30						SPACE
SPACE						31			32						SPACE
(SPARE LOAD)															(SPARE LOAD)

ØA= 10960 VA — ØB= 11320 VA
TOTAL CONNECTED LOAD: 11320 VA x 2 = 22640 VA or 94.3 AMPS at 240 VOLTS, 1 PHASE
LCL: 0 WATTS x 25% = 0 WATTS
FDL: 2 94.3 AMPS

REFERENCE NOTES (#)

1. REFER TO EXISTING WIRING DIAGRAM FOR CONNECTION OF RELAY CONTROLLED LIGHTS AS FOLLOWS: RELAYS W,X,Y,Z AND F, DRAWINGS E5.1 AND E5.1.
2. EXISTING ASCO BULLETIN #1255-166 1-POLE N/O. 277V CONTACTS - 120V COIL RELAY "X" MOUNTED IN PANEL "FEM" UNDER SEPARATE DOOR.
3. EXISTING ASCO BULLETIN #1255-166 1-POLE N/O. 277V CONTACTS - 120V COIL RELAY "W" MOUNTED IN PANEL "FEM" UNDER SEPARATE DOOR.
4. EXISTING ASCO BULLETIN #1255-166 4-POLE N/O. 120V CONTACTS - 120V COIL RELAY "Z" TO CONTROL CIR'S FEMA 2,4 AND PARTLY TO CONTROL CIR'S FEMA 1,3 MOUNTED IN PANEL "FEMA" UNDER SEPARATE DOOR.
5. EXISTING ASCO BULLETIN #1256-168 8-POLE N/O. 120V CONTACTS - 120V COIL RELAY "F" MOUNTED IN PANEL "FEMA" UNDER SEPARATE DOOR. SEE DIAGRAM DRAWING E5.2.
6. EXISTING ASCO BULLETIN #1255-166 3-POLE N/O. 120V CONTACTS - 120V COIL RELAY "Y" MOUNTED IN PANEL "FEMA" UNDER SEPARATE DOOR.
7. LABEL CIRCUIT BREAKER "SPARE".

BID SET
NOT FOR CONSTRUCTION

REVIEWED FOR CODE COMPLIANCE
Jul 19, 2022
CITY OF GARDENA

These drawings and accompanying, as instruments of service, are the exclusive property of the Architect and their use and publication shall be restricted to the original site for which they were prepared. Re-use, reproduction or publication by any method, in whole or part, is prohibited by written permission from the Architect. Title to these plans and specifications shall remain with the Architect without prejudice, and visual with them shall constitute prima facie eveidence of acceptance of these restrictions.

BOA Architecture Interiors Planning
1511 Cota Ave. Long Beach, CA 90813 Tel. 562-912-7900

GARDENA FIRE STATION 158
WATER DAMAGE CEILING REPAIR
(ROOF REPLACEMENT PROJECT, JN 509)
1650 W. 162nd Street. Gardena , CA 90247

No.	Date	Revision	By	Ck

Designer: JMD
CAD Draft: L.G.
Architect:
Engineer: JY
Client: COUNTY OF LA
Date Issue: 06-01-2022
Job Number: 2946

Client:

Consultant: MY Engineering, Inc. Mechanical, Electrical and Plumbing (MEP) Consulting Engineers 1543 W. Garvey Ave. North, Ste. 210 West Covina, California 91790-2140 (626) 337-1965 / JOB #21-2299

REGISTERED PROFESSIONAL ENGINEER JESSICA M. YUEH No. E15221 Exp. 6/30/2024 ELECTRICAL STATE OF CALIFORNIA

- EXISTING WIRING
- DIAGRAMS AND
- PANEL SCHEDULES

E5.1

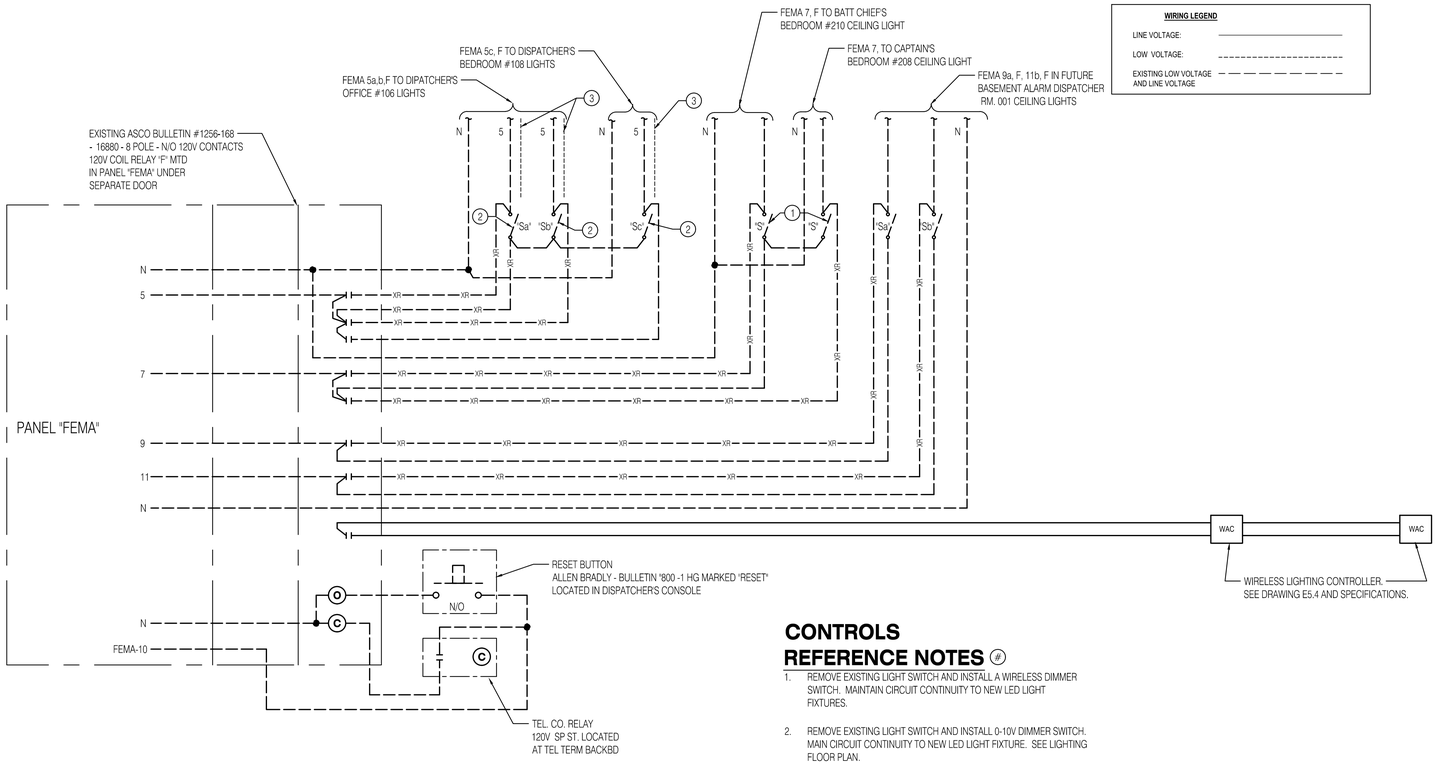

WIRING LEGEND

LINE VOLTAGE:

LOW VOLTAGE:

EXISTING LOW VOLTAGE AND LINE VOLTAGE

WIRING DIAGRAM OF EXISTING FIREPHONE ALARM LIGHTING SYSTEM

SCALE: NONE

1 / E5.1

CONTROLS REFERENCE NOTES (#)

1. REMOVE EXISTING LIGHT SWITCH AND INSTALL A WIRELESS DIMMER SWITCH. MAINTAIN CIRCUIT CONTINUITY TO NEW LED LIGHT FIXTURES.
2. REMOVE EXISTING LIGHT SWITCH AND INSTALL 0-10V DIMMER SWITCH. MAIN CIRCUIT CONTINUITY TO NEW LED LIGHT FIXTURE. SEE LIGHTING FLOOR PLAN.
3. NEW 0-10V CONDUCTORS. SEE LIGHTING FLOOR PLAN.

EXISTING

120/240 VOLTS — PANEL **FA** — MAIN BKR. M.L.O.
1 PHASE — LOCATION MECH. RM. 012 — 225 A. BUSSING
3 WIRE — FED FROM: "FXA" VIA XFM "FA" — FEEDER 2"C-3#3/0 — ENTER BOTTOM — SURFACE MOUNTING

LOCATION	VOLT AMPS ØA	VOLT AMPS ØB	LTG	REC	MIS	CIR	BKR		BKR	CIR	LTG	REC	MIS	VOLT AMPS ØA	VOLT AMPS ØB	LOCATION
EX. LIGHTS	1020					1	20-1		20-1	2				720		EX. RECEPT
EX. LIGHTS		920				3	20-1		20-1	4					900	EX. RECEPT
EX. RECEPT	1050					5	20-1		20-1	6				360		EX. RECEPT
EX. RECEPT		900				7	20-1		15-1	8					400	EX. 1/6HP EXH. FAN
EX. RECEPT	720					9	20-1		20-1	10				1015		EX.
EX. 1/3HP HTG PUMP		720				11	15-1		20-1	12					900	EX. RECEPT
SPARE	720					13	20-1		20-1	14						SPARE
SPARE		720				15	20-1		20-1	16						SPARE
EX. SUB FEED TO PANEL "FD"	720					17	125-2			18						SPACE
						19				20						SPACE
(SPARE LOAD)																(SPARE LOAD)

ØA= 6325 VA **ØB=** 5460 VA
TOTAL CONNECTED LOAD: 6325 VA x 2 = 12650 VA or 52.7 AMPS at 240 VOLTS, 1 PHASE
LCL: 0 WATTS x 25% = 0 WATTS
FDL: 2 52.7 AMPS

EXISTING

120/240 VOLTS — PANEL **FB** — MAIN BKR. M.L.O.
1 PHASE — LOCATION CORR. 15 — 225 A. BUSSING
3 WIRE — FED FROM: "FXA" VIA XFMR "FB" — FEEDER 2"C-3#/0 — ENTER BOTTOM — SURFACE MOUNTING

LOCATION	VOLT AMPS ØA	VOLT AMPS ØB	LTG	REC	MIS	CIR	BKR		BKR	CIR	LTG	REC	MIS	VOLT AMPS ØA	VOLT AMPS ØB	LOCATION
(1) EX. LIGHTS	1020					1	20-1		20-1	2				1200		EX. XMAS TREE (1)
EX. LIGHTS		920				3	20-1		20-1	4					1350	EX. LIGHTS
EX. LLIGHTS	1050					5	20-1		20-1	6				600		EX. LIGHTS
EX. RECEPT		900				7	20-1		20-1	8					900	EX. LIGHTS
EX. RECEPT	720					9	20-1		20-1	10				720		EX. RECEPT
EX. RECEPT		720				11	20-1		20-1	12					720	EX. RECEPT
EX. RECEPT	720					13	20-1		20-1	14				720		EX. RECEPT
EX. RECEPT		720				15	20-1		20-1	16					720	EX. RECEPT
EX. RECEPT	720					17	20-1		20-1	18				720		EX. RECEPT
EX. RECEPT		540				19	20-1		15-1	20					500	EX. 1/6HP COOLER
EX. RECEPT	540					21	20-1		20-1	22				720		EX. RECEPT
EX. RECEPT		720				23	20-1		20-1	24					720	EX. RECEPT
EX. RECEPT	540					25	20-1		15-1	26				700		X. REFRIG. & LIGHT
EX. TRICKLE CHARGER		540				27	20-1		15-1	28					700	EX. GARB. DISP.
EX. RECEPT	540					29	20-1		20-1	30						SPARE
EX. DUCT HTR		800				31	20-1		20-1	32						SPARE
EX. 2-1/15HP & 1/85HP	560					33	15-1		20-2	34				1700		EX. DWYER UNIT
EX. 2-1/15HP & 1/85HP		560				35	15-1			36					1700	
EX. AIR COMPRESS 1/2HP	450					37	20-2		20-2	38				1000		EX. DUCT HTR
		450				39				40					1000	
(SPARE LOAD)																(SPARE LOAD)

ØA= 14940 VA **ØB=** 15180 VA
TOTAL CONNECTED LOAD: 15180 VA x 2 = 30360 VA or 126.5 AMPS at 240 VOLTS, 1 PHASE
LCL: 0 WATTS x 25% = 0 WATTS
FDL: 2 126.5 AMPS

PANEL REFERENCE NOTES (#)

1. EXISTING 2-POLE TIME SWITCH "V" - YORK #7200 Z MOUNTED IN PANEL "FB" UNDER SEPARATE DOOR.

BID SET
NOT FOR CONSTRUCTION

REVIEWED FOR CODE COMPLIANCE
Jul 19, 2022
CITY OF GARDENA

BOA Architecture Interiors Planning
1511 Cota Ave. Long Beach, CA 90813 Tel. 562-912-7900

GARDENA FIRE STATION 158
WATER DAMAGE CEILING REPAIR
(ROOF REPLACEMENT PROJECT, JN 509)
1650 W. 162nd Street. Gardena , CA 90247

No.	Date	Revision	By	Ck

Designer: JMD
CAD Draft: L.G.
Architect:
Engineer: JY
Client: COUNTY OF LA
Date Issue: 06-01-2022
Job Number: 2346

Client:

Consultant: JY Engineering, Inc.
Mechanical Electrical and Plumbing Engineers
15424 W. Glenoaks Blvd., Suite 1210
Sylmar, California 91342
(818) 362-9963 • FAX (818) 362-0928

REGISTERED PROFESSIONAL ENGINEER JESSICA M. YEE No. E15221 Exp. 6/30/2024 ELECTRICAL STATE OF CALIFORNIA

- EXISTING WIRING DIAGRAM AND
- PANEL SCHEDULES

E5.2

These drawings and accompanying, as instruments of service, are the exclusive property of the Architect and their use and publication shall be restricted to the original site for which they were prepared. Re-use, reproduction or publication by any method, in whole or part, is prohibited by written permission from the Architect. Title to these plans and specifications shall remain with the Architect without prejudice, and usual with them shall constitute prima face evidence of acceptance of these restrictions.

Symbol	Model Number	Description
W2S-RL	W2S-RL-W	Wireless Wallstation, 2 Small Buttons, Raise/Lower 120/277V Required, Custom Engraved Buttons Available

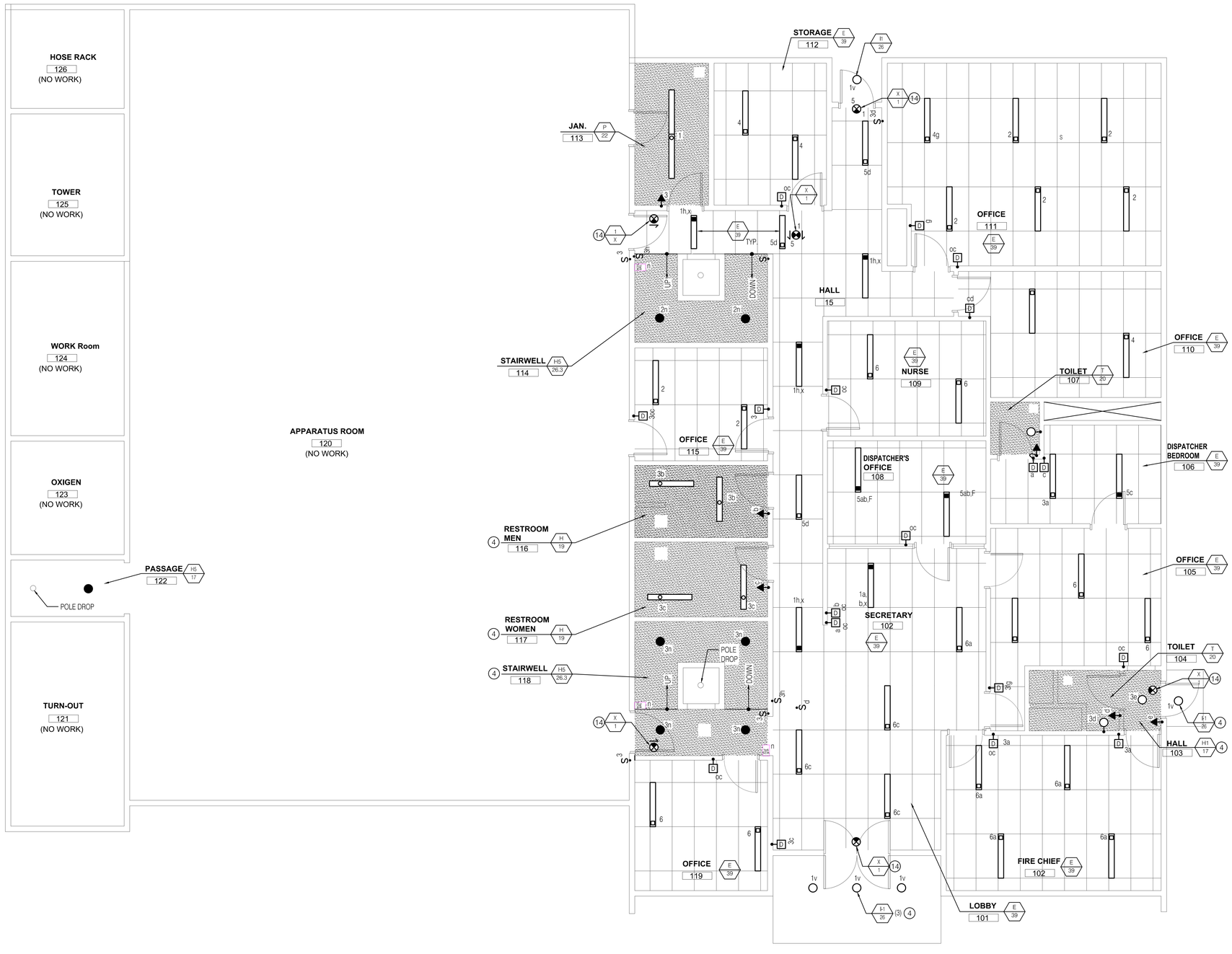

1 1ST FLOOR LIGHTING CONTROL PLAN

SCALE: 1/4" = 1'-0"

N

BID SET
NOT FOR CONSTRUCTION

REVIEWED
FOR
CODE COMPLIANCE
Jul 19, 2022
CITY OF GARDENA

These drawings and accompanying, as instruments of service, are the exclusive property of the Architect and their use and publication shall be restricted to the original site for which they were prepared. Re-use, reproduction or publication by any method, in whole or part, is prohibited by written permission from the Architect. Title to these plans and specifications shall remain with the Architect without prejudice, and visual with them shall constitute prima facie evidence of acceptance of these restrictions.

BOA Architecture Interiors Planning
1511 Cota Ave. Long Beach, CA 90813 Tel. 562-912-7900

GARDENA FIRE STATION 158
WATER DAMAGE CEILING REPAIR
(ROOF REPLACEMENT PROJECT, JN 509)
1650 W. 162nd Street. Gardena , CA 90247

No.	Date	Revision	By	Ck

Designer: JMD
CAD Draft: L.G.
Architect:
Engineer: JY
Client: COUNTY OF LA
Date Issue: 06-01-2022
Job Number: 2946

Client:

Consultant:
NY Engineering, Inc.
Mechanical, Electrical and Plumbing
Engineers and Consultants
1543 W. Gibney Ave. North, Ste. 210
Huntington Park, California 90255
(323) 587-0900 / (323) 587-0905

REGISTERED PROFESSIONAL ENGINEER
JESSICA MYERS
No. E15221
Exp. 6/30/2024
ELECTRICAL
STATE OF CALIFORNIA

- 1ST FLOOR
- LIGHTING
- CONTROL PLAN

E5.3

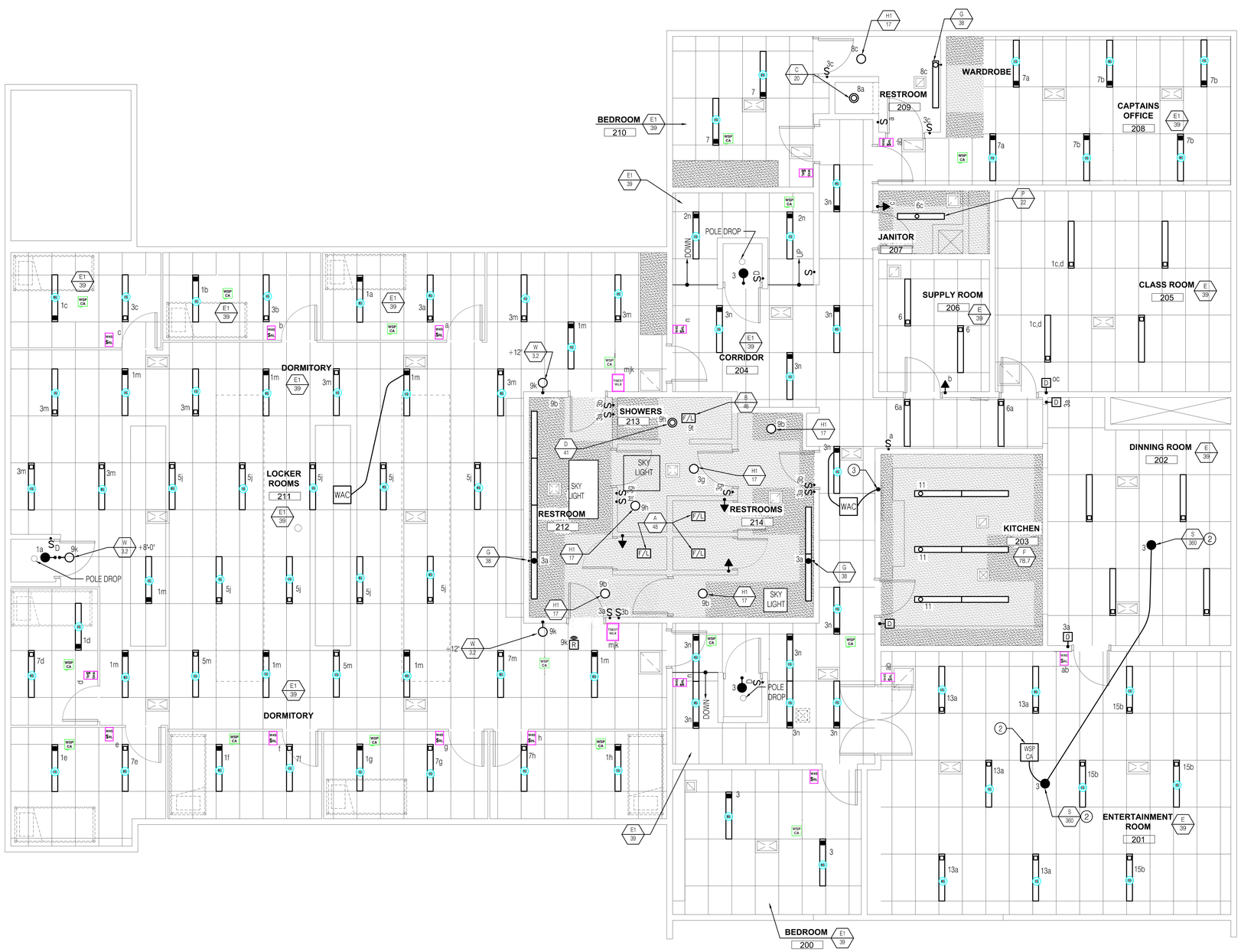

1 2ND FLOOR LIGHTING CONTROL PLAN

SCALE: 1/4" = 1'-0"

Symbol	Model Number	Description
WAC	WAC-120	Controls Up To 200 WaveLinx Devices, Supports Up To 16 Areas Drag and Drop Programming of Lighting Zones Via WaveLinx Mobile App 120V Receptacle Required Within 3 Feet of the WAC
WSP	WSP-MV-010	Wireless Relay Switchpack, 0-10V Dimming, 20A Load 120/277V
CWPD	CWPD-1500	Wireless Occupancy/Vacancy Sensor, Passive Infrared Detection, 1500 Sq. Ft. Range, 10 Year AA Battery Life
W4S-RL	W4S-RL-W	Wireless Wallstation, 4 Small Buttons, Raise/Lower 120/277V Required, Custom Engraved Buttons Available
WSP-CA	WSP-CA-010	Wireless Relay Switchpack, Wired Sensor Input, 0-10V Dimming, 20A Load, 120/277V
TSE	TSE57-WLX-B	5.7" WaveLinx Touchsreen. All the information with regards to the scene names, zone names is imported from the WAC.
WAA	WAA	Luminaire with integral wireless sensor

REFERENCE NOTES

1. WIRELESS BATTERY POWERED DIMMER WALL SWITCH PROGRAMMED TO CONTROL THE EMERGENCY AND NORMAL LIGHTS IN THE FIREMAN'S SLEEPING QUARTERS. THE EXISTING FIREPHONE ALARM LIGHTING SYSTEM SHALL OVERRIDE CONTROL OF THE EMERGENCY LIGHT FIXTURE.
2. WIRELESS RELAY MOUNTED ABOVE CEILING BEACON FIXTURE TYPE "S". LIGHT FIXTURE SHALL ACTUATED A CONTROLLED BY EXISTING FIREPHONE ALARM LIGHTING SYSTEM VIA THE WIRELESS LIGHTING CONTROL SYSTEM.
3. DOWN TO THE EXISTING FIREPHONE ALARM LIGHTING SYSTEM IN EXISTING PANEL "FEMA". SEE DETAIL "1/E5.1".

BID SET
NOT FOR CONSTRUCTION

REVIEWED
FOR
CODE COMPLIANCE
Jul 19, 2022
CITY OF GARDENA

BOA Architecture Interiors Planning
1511 Cota Ave. Long Beach, CA 90813 Tel. 562-912-7900

GARDENA FIRE STATION 158
WATER DAMAGE CEILING REPAIR
(ROOF REPLACEMENT PROJECT, JN 509)
1650 W. 162nd Street. Gardena , CA 90247

No.	Date	Revision	By	Ck

Designer: JMD
CAD Draft: L.G.
Architect:
Engineer: JY
Client: COUNTY OF LA
Date Issue: 06-01-2022
Job Number: 2946

Client:

Consultant:
JY Engineering, Inc.
Mechanical, Electrical and Plumbing
Engineering Consultants
1543 W. Downey Ave. North, Ste. 210
Lodi, California 95242 (209) 334-9000
(209) 333-0965 FAX (877) 333-0326

REGISTERED PROFESSIONAL ENGINEER
JESSICA M. YUEN
No. E15221
Exp. 6/30/2024
ELECTRICAL
STATE OF CALIFORNIA

- 2ND FLOOR
- LIGHTING
- CONTROL PLAN

E5.4

These drawings and accompanying, as instruments of service, are the exclusive property of the Architect and their use and publication shall be restricted to the original site for which they were prepared. Re-use, reproduction or publication by any method, in whole or part, is prohibited by written permission from the Architect. Title to these plans and specifications shall remain with the Architect without prejudice, and visual with them shall constitute prima face evidence of acceptance of these restrictions.

These drawings and accompanying, as instruments of service, are the exclusive property of the Architect and their use and publication shall be restricted to the original site for which they were prepared. Re-use, reproduction or publication by any method, in whole or part, is prohibited by written permission from the Architect. Title to these plans and specifications shall remain with the Architect without prejudice, and visual with them shall constitute prima face evidence of acceptance of these restrictions.

Locker Room With Integral Sensors

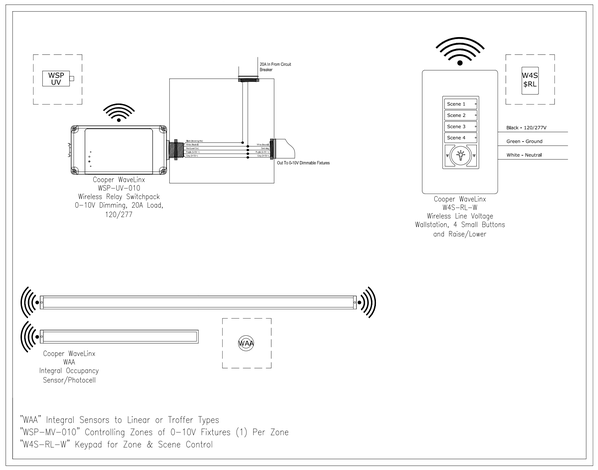

"WAA" Integral Sensors to Linear or Troffer Types
"WSP-MV-010" Controlling Zones of 0-10V Fixtures (1) Per Zone
"W4S-RL-W" Keypad for Zone & Scene Control

Typical Private (Captain Office) With Integral Sensors

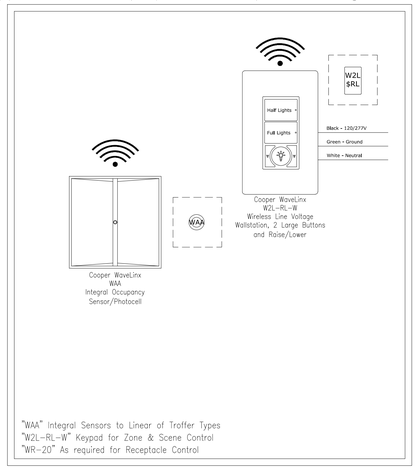

"WAA" Integral Sensors to Linear of Troffer Types
"W2L-RL-W" Keypad for Zone & Scene Control
"WR-20" As required for Receptacle Control

Zone Based EM Detail

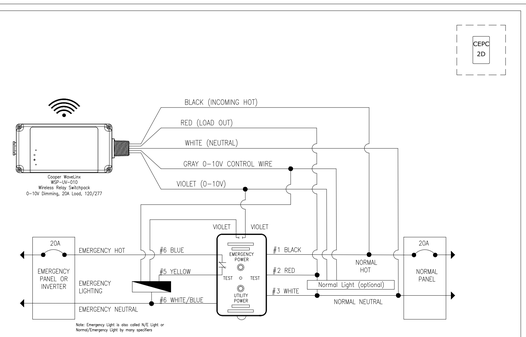

1 Model Number - WSP-MV-010 + (LVS Controls) EPC-2-D
Wireless Switchpack with UL924 Bypass

Typical WAC Riser and System Architecture

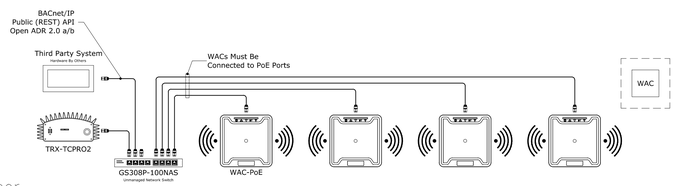

2nd Floor

QTY and Location of WACs and Trellix Core TBD
Third Party Integration Occurs Via API on our Trellix Core
OpenADR Occurs Via an Application on our Trellix Core

BID SET
NOT FOR CONSTRUCTION

REVIEWED
FOR
CODE COMPLIANCE
Jul 19, 2022
CITY OF GARDENA

BOA Architecture Interiors Planning
1511 Cota Ave. Long Beach, CA 90813 Tel. 562-912-7900

GARDENA FIRE STATION 158
WATER DAMAGE CEILING REPAIR
(ROOF REPLACEMENT PROJECT, JN 509)
1650 W. 162nd Street. Gardena , CA 90247

No.	Date	Revision	By	Ck

Designer: JMD
CAD Draft: L.G.
Architect:
Engineer: JY
Client: COUNTY OF LA
Date Issue: 06-01-2022
Job Number: 2946

Client:

Consultant:
JY Engineering, Inc.
Mechanical, Electrical and Plumbing
Consulting Engineers
1640 W. Gaines Ave. North, Ste. 210
Rancho Cordova, California 95742
(916) 337-0800 / FAX (916) 337-0808

REGISTERED PROFESSIONAL ENGINEER
JESSICA YEN
No. E15221
Exp. 6/30/2024
ELECTRICAL
STATE OF CALIFORNIA

- DETAILS
- CONTROLS
-

E5.5

These drawings and accompanying, as instruments of service, are the exclusive property of the Architect and their use and publication shall be restricted to the original site for which they were prepared. Re-use, reproduction or publication by any method, in whole or part, is prohibited by written permission from the Architect. Title to these plans and specifications shall remain with the Architect without prejudice, and visual with them shall constitute prima facie evidence of acceptance of these restrictions.

Typical Private Office - Remote Sensor

Typical 0-10V Controller Occupancy Sensor Photocell

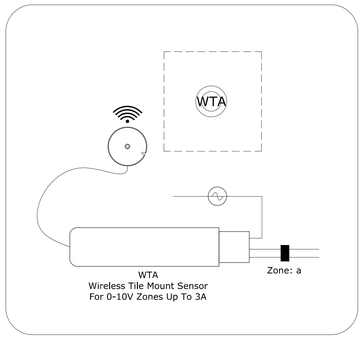

Typical Keypad Can Control Multiple Zones/Scenes

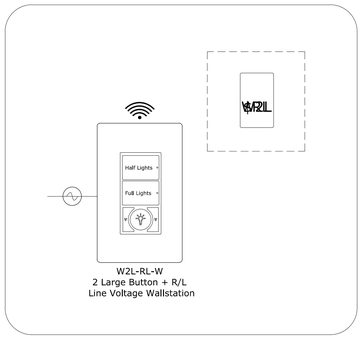

Typical Private Office - Integral Sensor

Fixtures with Integral Sensors Sensors Provide Bi-Directional Communication with WaveLinx System

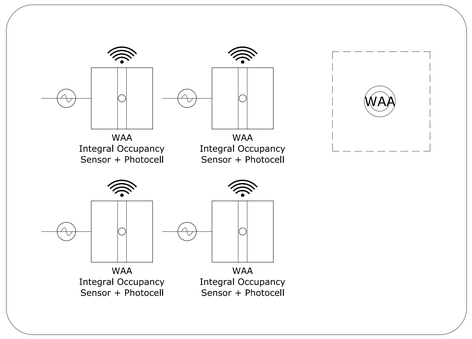

Typical Keypad Can Control Multiple Zones/Scenes

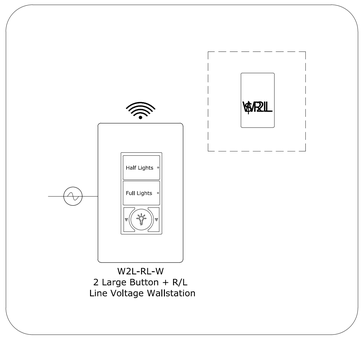

Typical Open Office - Remote Sensor

Typical 0-10V Switchpack One Per Zone of Control

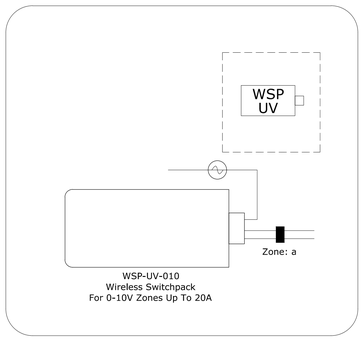

Typical Keypad Can Control Multiple Zones/Scenes

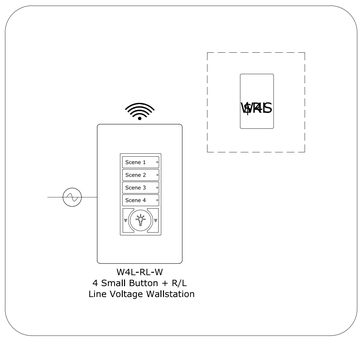

Typical Open Office - Integral Sensor

Fixtures with Integral Sensors Sensors Provide Bi-Directional Communication with WaveLinx System

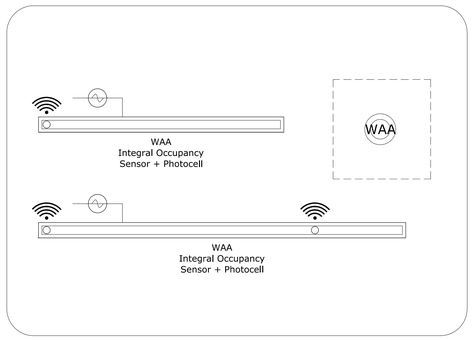

Typical Keypad Can Control Multiple Zones/Scenes

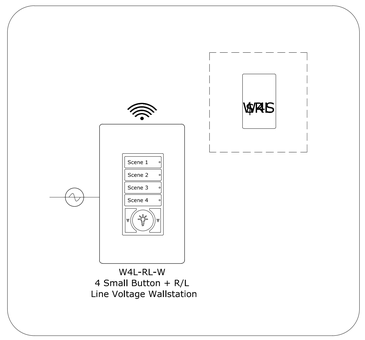

Typical Conference Room

Typical 0-10V Switchpack One Per Zone of Control

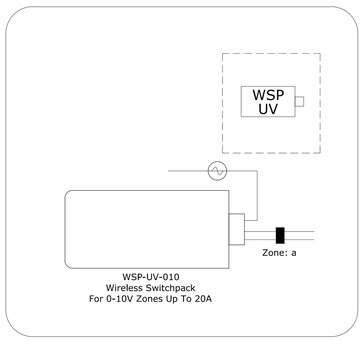

Fixtures with Integral Sensors Sensors Provide Bi-Directional Communication with WaveLinx System

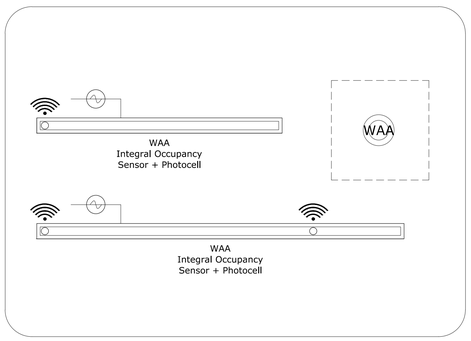

Typical Keypad Can Control Multiple Zones/Scenes

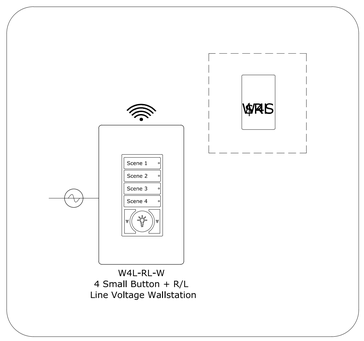

Touchscreen Can Control Multiple Zones/Scenes

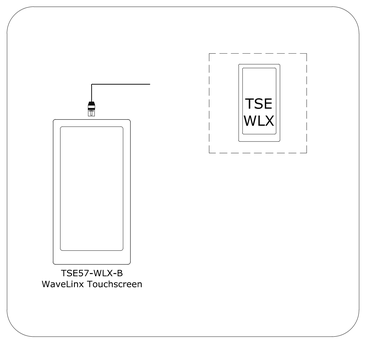

BID SET
NOT FOR CONSTRUCTION

REVIEWED
FOR
CODE COMPLIANCE
Jul 19, 2022
CITY OF GARDENA

BOA Architecture Interiors Planning
1511 Cota Ave. Long Beach, CA 90813 Tel. 562-912-7900

GARDENA FIRE STATION 158
WATER DAMAGE CEILING REPAIR
(ROOF REPLACEMENT PROJECT, JN 509)
1650 W. 162nd Street. Gardena , CA 90247

No.	Date	Revision	By	Ck

Designer: JMD
CAD Draft: L.G.
Architect:
Engineer: JY
Client: COUNTY OF LA
Date Issue: 06-01-2022
Job Number: 2946

Client:

Consultant:
JY Engineering, Inc.
Mechanical, Electrical and Plumbing
Engineering Consultants
1545 W. Covina Ave., North, Ste. 210
Covina, California 91722 Phone: (626) 332-0800
www.jyengineering.com

REGISTERED PROFESSIONAL ENGINEER
JAMES A. YEUNG
No. E15221
Exp. 6/30/2024
ELECTRICAL
STATE OF CALIFORNIA

- DETAILS
- CONTROLS
-

E5.6

CITY OF GARDENA

CONTRACT DOCUMENTS AND SPECIFICATIONS

FOR

GARDENA FIRE STATION #158 REOOF REPLACMENT – WATER DAMAGED CEILING REPAIR PHASE

JN 509

AUGUST 2022

CITY OF GARDENA

CONTRACT DOCUMENTS AND SPECIFICATIONS

FOR

GARDENA FIRE STATION #158 REOOF REPLACMENT – WATER DAMAGED CEILING REPAIR PHASE

JN 509

Plans & Specifications prepared by:

BOA ARCHITECTURE
1511 Cota Avenue,
Long Beach, California 90813
562/912-7900

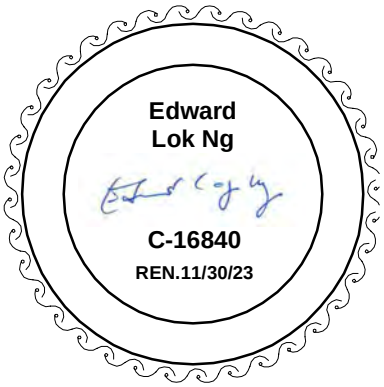

Memoranda:

Plans and specifications are available at Planwell Administrator, 562.436.9761 or www.crplanwell.com

Bid Results: https://www.cityofgardena.org/public-contracts/

City of Gardena Public Works Engineering Division: 310.217.9568

CITY OF GARDENA
NOTICE INVITING BIDS
for
GARDENA FIRE STATION #158 REOOF REPLACMENT – WATER DAMAGED CEILING REPAIR PHASE
PROJECT NO. JN 509

Plans and Specifications are available through ARC Document Solutions. Please be advised that there is an additional charge for delivery. Upon payment of the purchase price, they become the property of the purchaser and may not be returned for refund.

You may access the plans through the following website under Public Planroom:

www.crplanwell.com

For help accessing and ordering, please contact a Planwell Administrator at 562.436.9761.

Notice is hereby given that the City of Gardena will receive sealed bids at the office of the City Clerk, City Hall, 1700 W. 162nd Street, Gardena, California, until **2:00 p.m., Wednesday, October 5, 2022,** and shortly thereafter on this same day, they will be publicly opened and read in the City Council Chambers.

Due to COVID-19, the bid opening will be conducted in video conferencing using ZOOM.US. It is highly recommended to mail or drop off bids within the sufficient time to the City Clerk's Office/Information Window in the City Hall Lobby.

The information to join the bid opening via ZOOM is the following:

Topic: Bid Opening
Time: 2:00 PM on October 5, 2022 (Shortly thereafter the deadline)
Join ZOOM Meeting

https://us02web.zoom.us/j/86702298048
Meeting ID: 867 0229 8048
Dial by phone: +1 669 900 9128 US

Should you have any questions or concern in delivering a bid or joining the ZOOM Meeting, please contact City Clerk's office at (310) 217-9565 or via email at cityclerk@cityofgardena.org.

All bids must be in writing, must be sealed, and must be plainly marked on the outside: **"BID ON PROJECT NO. JN 509.** Any bid received after the hour stated above for any reason whatsoever, will not be considered for any purpose but will be returned unopened to the bidder.

Bids are required for the entire work as described below:
The Contractor shall provide all materials, labor, plant, supplies, equipment, transportation, superintendence, temporary construction of every nature, and all other services and facilities necessary to complete the construction of replacing throughout the 3 levels existing interior & exterior light fixtures with LED type, new switches and occupancy sensors, replacement of existing acoustical ceiling grid system, repair of selected hard ceiling, new HVAC ducts to extend to relocated registers, replacement of existing exhaust fans located on the roof including, abatement of asbestos and/or lead and all incidental work described in the contract documents.

ENGINEER'S ESTIMATE: **$643,000**

The time of completion of contract shall be **110 working days** as defined in the latest Standard Specifications for Public Works ("Greenbook"). Liquidated Damages, as defined in Section 6-9, shall be **$1,000 per each consecutive calendar day**.

A non-mandatory job walk is scheduled for Thursday, September 15, 2022, at 10:00 a.m. The meeting location will be at Los Angeles County Fire Station #158, 1650 W. 162nd Street, Gardena, CA 90247.

The City intends to issue a Notice of Proceed on the first week of January 2023 but subject to change. **Contractor shall provide material submittals and order a long lead time items within 14 calendar days of City Council award of the contract.** Contractor shall take note of the following dates and milestones:

September 15, 2022	Prebid Job Walk
September 22, 2022	Request for Information/Clarification Due
October 5, 2022	Bid Opening
October 25, 2022	City Council Award of Contract
November 8, 2022	Order Long Lead Time Item(s) within 14 Calendar Days after City Council Award
September 15, 2022	Submit Contract Documents within 21 calendar days after City Council award
TBD	Preconstruction Meeting
1st Week of January, 2023	Notice to Proceed/Start Construction

Each bidder must submit a proposal to the City, c/o City Clerk in accordance with the Plans and Specifications. Said proposal is to be accompanied by a cash deposit, a certified or cashier's check, or a bidder's bond, made payable to the City of Gardena, in an amount not less than 10 percent of the total bid submitted.

The envelope enclosing the proposal shall be sealed and addressed to the City of Gardena c/o City Clerk, and delivered or mailed to the City at 1700 W. 162nd Street, Gardena, California 90247-3778. The envelope shall be plainly marked in the upper left-hand corner as follows:

ATTENTION: CITY, c/o CITY CLERK
(Bidder's Name and Address) _____

(Number and title of this project) _____

The successful bidder will be required to furnish a faithful performance bond in the amount of 100 percent of the contract price, and a payment bond in the amount of 100 percent of the contract price, both in a form satisfactory to the City Attorney.

The contractor shall have an active **Class "A", "C-10" or "B"** license from the Contractor's State License Board at the time of submitting bid. Asbestos and Lead abatement work shall be done by a contractor having the appropriate legal license and certifications.

The prime Contractor must perform at least 25% of the cost of the contract, not including the cost of materials, with its own employees on site.

Pursuant to Public Contract Code Section 22300, the Contractor may, at Contractor's sole cost and expense, substitute securities equivalent to any monies withheld by the City to insured performance under the contract unless applicable federal regulations or policies do not allow such substitution. Such security shall be deposited with the City, or a state or federally chartered bank as escrow agent, who shall pay such monies to the Contractor upon satisfactory completion of the Contract. The Contractor shall be the beneficial owner of any security substituted for monies withheld and shall receive any accrued interest thereon. Securities eligible for investment shall include those listed in Government Code Section 16430 or bank or savings and loan certificates of deposit. No such substitution shall be accepted until the escrow agreement, letter of credit, form of security and any other document related to said substitution is reviewed and found acceptable by the City Attorney.

The City reserves the right to reject any or all bids and to waive any informality or irregularity in any bid received and to be the sole judge of the merits of the respective bids received. The award, if made, will be made to the lowest responsive responsible bidder.

Bidders are advised that this Project is a public work for purposes of the California Labor Code, which requires payment of prevailing wages. Accordingly, the bidder awarded the Contract and all subcontractors shall be required to pay not less than the prevailing rate of per diem wages, as determined by the Director of the California Department of Industrial Relations, and otherwise comply with the provisions of Section 1770 et seq. of the California Labor Code, California Code of Regulations, Title 8, Section 16000 et seq., and any other applicable laws, rules and regulations adopted with respect thereto ("California Prevailing Wage Laws"). Copies of such prevailing rates of per diem wages are on file at the Gardena City Clerk's office and the office of the City Engineer, and copies shall be made available to any interested party on request. The prevailing rates of per diem wages referred to herein are hereby made a part of this Notice by reference.

Attention is directed to the provisions of Sections 1777.5 and 1777.6 of the Labor Code concerning the employment of apprentices by Contractor or any Subcontractor under it. Contractor and any Subcontractor under if shall comply with the requirements of said sections in the employment of apprentices.

The Contractor is prohibited from performing work on this project with a subcontractor who is ineligible to perform work on the project pursuant to Section 1777.1 or 1777.7 of the Labor Code.
This project is subject to compliance monitoring and enforcement by the Department of Industrial Relations. All contractors and subcontractors must furnish electronic certified payroll records directly to the Labor Commissioner (aka Division of Labor Standards Enforcement) in a format prescribed by the Labor Commissioner no less than monthly.

As of **January 1, 2016**, the requirement to furnish electronic certified payroll records to the Labor Commissioner will apply to all public works projects, whether new or ongoing.

Exceptions: The Labor Commissioner may (but is not required to) excuse contractors and subcontractors from furnishing electronic certified payroll records to the Labor Commissioner on a project that is under the jurisdiction of one of the four legacy DIR-approved labor compliance programs (Caltrans, City of Los Angeles, Los Angeles Unified School District, and County of Sacramento) or that is covered by a qualifying project labor agreement.

These requirements will apply to all public works projects that are subject to the prevailing wage requirements of the Labor Code without regard to funding source.

The State General Prevailing Wage Determination is as established by the California Department of Industrial Relations (available at http://www.dir.ca.gov/DLSR/PWD/index.htm).

Skilled and Trained Workforce: This project is subject to Skilled and Trained Workforce Requirements per Sections 2600 through 2603 of the Public Contract Code.

Award of Contract: The following are conditions to the award of the contract:

I. Each contractor and subcontractor listed on the bid must be registered with the Department of Industrial Relations pursuant to Labor Code Section 1725.5. subject to the limited exceptions set forth in Labor Code Section 1771.1(a) (regarding the submission of a bid as authorized by Business & Professions Code Section 7029.1 or Public Contract Code Section 10164 or 20103.5 provided the contractor is registered to perform public work pursuant to Section 1725.5 at the time the contract was awarded): and
II. No contractor or subcontractor may be awarded this contract unless the contractor and each subcontractor listed on the bid is registered with the Department of Industrial Relations pursuant to Section 17265.5.

Any questions regarding this bid package may be referred to Kevin Kwak, Principal Civil Engineer, Public Works Engineering Division at 310.217.9643 or kkwak@cityofgardena.org.

Gardena Fire Station #158 Roof Replacement Project - Water Damage Ceiling Repair Phase (JN 509)

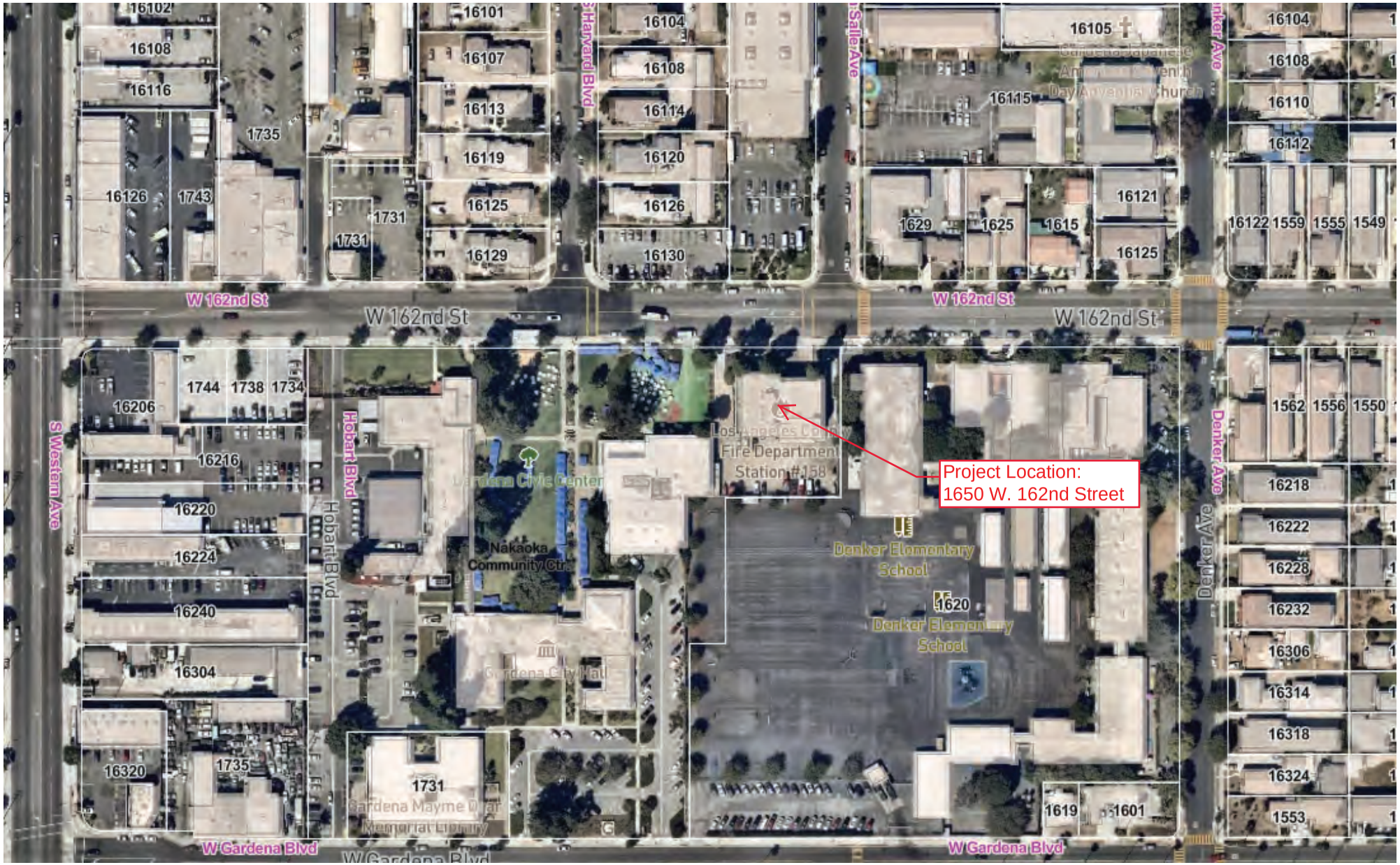

1" = 200 ft	Project Location Map	08/18/2022	

This map may represents a visual display of related geographic information. Data provided here on is not guarantee of acutual field conditions. To be sure of complete accuracy, please contact the responsible staff for most up-to-date information.

T A B L E O F C O N T E N T S

GARDENA FIRE STATION #158 REOOF REPLACMENT – WATER DAMAGED CEILING REPAIR PHASE

DESCRIPTION	PAGE
Title Page	
Notice Inviting Bids	
Location Map	
Table of Contents	i
Instructions to Bidders	ii-iv
BID PROPOSAL (To Be Submitted with Proposal)	
Bid Schedule	BP-2
Acknowledgement of Addenda Received	BP-5
Bidder's Declaration	BP-6
Non-collision Affidavit	BP-8
Declaration of Eligibility to Contract	BP-9
Bid Bond	BP-10
Designation of Subcontractors	BP-11
Construction Project Reference	BP-12
Certificate of Non-Discrimination by Contractors	BP-13
Certification Regarding Debarment, Suspension, Ineligibility and Voluntary Exclusion – Primary Covered Transition	BP-14
CONTRACT DOCUMENTS (To Be Submitted after Award)	
Agreement	CD-2
Faithful Performance Bond	CD-4
Payment Bond	CD-6
Workers' Compensation Insurance Certificate	CD-8
Indemnification and Hold Harmless Agreement Of Subrogation and Contribution	CD-9
Insurance	CD-10
GENERAL PROVISIONS	
PART 1 – GENERAL PROVISIONS	GP-1
Section 1 – General	GP-1
Section 2 – Scope of the Work	GP-4
Section 3 – Control of the Work	GP-7
Section 4 – Control of Material	GP-9
Section 5 – Legal Relations and Responsibilities	GP-10
Section 6 – Prosecution and Progress of the Work	GP-11
Section 7 – Measurement and Payment	GP-14
Section 8 – Facilities for Agency Personnel	GP-14

DESCRIPTION	PAGE
TECHNICAL PROVISIONS/SPECIFICATIONS	
DOCUMENT 000101 – PROJECT TITLE PAGE	TP-1
DIVISION 1 – GENERAL REQUIREMENTS	
Section 01 1000 – Summary of Work	TP-2
Section 01 2500 – Substitution Procedure	TP-4
Section 01 2976 – Progress Payment Procedures	TP-9
Section 01 3300 – Submittal Procedures	TP-10
Section 01 3543 – Environmental Procedures	TP-14
Section 01 4000 – Quality Requirements	TP-22
Section 01 5000 – Temporary Facilities and Controls	TP-26
Section 01 6000 – Product Requirements	TP-29
Section 01 7300 – Execution	TP-31
Section 01 7419 – Construction Waste Management Disposal	TP-34
Section 01 7704 – Closeout Procedures and Training	TP-41
DIVISION 2 – EXISTING CONDITIONS	
Section 4119 – Selective Structure Demolition	TP-43
Section 8200 – Asbestos – Related Demolition	TP-48
DIVISION 7 – THERMAL AND MOISTURE PROTECTION	
Section 9200 – Joint Sealants	TP-69
DIVISION 9 – FINISHES	
Section 2900 – Gypsum Board	TP-74
Section 5113 – Acoustical Panel Ceiling	TP-77
Section 9123 – Interior Painting	TP-86
DIVISION 23 – HEATING, VENTILATING, AND AIR CONDITIONINGS	
Section 3200 – Air Duct Cleaning	TP-94
Section 3400 – Ventilation Exhaust Fans	TP-102
Section 3713 – Diffusers, Registers, and Grilles	TP-107
DIVISION 26 – ELECTRICAL	
Section 0924 – Wireless Lighting Control System…	TP-111
Section 0500 – Common Work Results for Electrical	TP-130
Section 0513 – Basic Electrical Materials and Method	TP-137
Section 0519 – Low-Voltage Wires (600 Volt AC)	TP-150
Section 2726 – Wiring Devices	TP-156
Section 5100 – Lighting	TP-161
APPENDIX	
APPENDIX A: Asbestos & Lead Survey Report	
APPENDIX B: CDD Waste Management and Recycling Plan	

INSTRUCTIONS TO BIDDERS

FORM OF PROPOSAL

The Proposal shall be fully executed and submitted on the forms in the project specifications and shall be enclosed in a sealed envelope marked and addressed as directed in the Notice Inviting Bids.

PRPOSAL / BID DOCUMENTS

All Proposals shall include the following executed documents to be submitted with each bid:

Bidding Schedule

Acknowledgement of Addenda Received

Bidder's Declaration

Non-Collusion Affidavit

Declaration of Eligibility of Contract

Bid Bond

Designation of Subcontractors

Construction Project Reference

Certificate of Non-Discrimination by Contractors

Certification of Regarding Debarment, Suspension, Ineligibility and Voluntary Exclusion – Primary Covered Transitions

DELIVERY OF PROPOSAL

The Proposal shall be delivered by the time and to the place stipulated in the Notice Inviting Bids. It is the bidder's sole responsibility to see that its Proposal is received as stipulated. Any Proposal received after the scheduled closing time for receipt of proposals will be returned to the bidder unopened.

WITHDRAWAL OF PROPOSAL

The Proposal may be withdrawn by the bidder by means of a written request, signed by the bidder or its properly authorized representative. Such written request must be delivered to the place stipulated in the Notice Inviting Bids for receipt of proposals prior to the scheduled closing time for receipt of proposals. No Proposal may be withdrawn after the hour fixed for opening bids.

MODIFICATIONS AND ALTERNATIVE PROPOSALS

Unauthorized conditions, limitations, or provisions attached to the Proposal will render it informal and may be grounds for its rejection as non-responsive. The completed Proposal forms shall be without interlineations, alterations, or erasures. Alternative proposals will not be considered unless specifically requested. Oral, telegraphic, or telephonic proposals or modifications will not be considered.

DISCREPANCIES IN PROPOSALS

In the event there is more than one bid item in a Bidding Schedule, the bidder shall furnish a price for all bid items in the Schedule, and failure to do so will render the Proposal informal and may be grounds for its rejection as non-responsive. The bidder shall state in words and figures the unit prices or the specific sums as the case may be, for which it proposes to supply the labor, materials, supplies, or machinery, and completely perform the Contract. The total amount of each item bid and the total amount of the bid shall be stated in words and figures.

In case of any discrepancy between the words and the figures, the words shall prevail. If the unit price and the total amount named by a bidder for any items are not in agreement, the unit price alone will be considered as representing the bidder's intention and the total will be corrected to conform thereto.

PROPOSAL GUARANTEE – BIDDER'S SECURITY

Each bidder shall submit with his Proposal cash, an unconditional certified or cashier's check, or a bidder's bond, in the sum of the percentage of the bid stated in the Notice Inviting Bids, payable to the City as a guarantee that the bidder will, if its Proposal is accepted, execute the Contract and furnish a satisfactory Faithful Performance Bond, a satisfactory Payment Bond and insurance certificates as specified herein.

If a bidder to whom an award is made, fails or refuses to sign the Contract or furnish the required bonds and certificates, all within the time stated in Section 2-1.5 of the Special Provisions herein, the funds represented by said cash, check or bidder's bond shall be forfeited and become and remain the property of the City; the amount thereof being agreed to by the bidder and the surety as a bid bond forfeiture due to the City because of the delay in the execution of the Contract and in the performance of work thereunder, resulting from such failure or refusal, except that if the City awards the contract to the next lowest responsive responsible bidder, only that portion of the bidder's security equal to the difference between the two bids will be forfeited.

A Bid Bond must be obtained from a corporate surety authorized to do business as such in the State of California as an "admitted surety insurer" and shall be on the form furnished by the City or one substantially in conformance with it. Certified or cashier's checks must be drawn on a solvent state or nationally chartered bank or branch thereof in the State of California. The liability of the City in connection with the checks shall be limited to the return of the checks (without interest) as provided in Section 2-1.6 of the Special Provisions bound herein.

DISQUALIFICATION OF BIDDERS

A person, firm, or corporation shall NOT be allowed to make or file, or to be interested in, more than one bid, except an alternative bid when specifically requested; provided, however, a person, firm, or corporation who has submitted a sub-proposal to a bidder submitting a Proposal, or who has quoted prices on materials to such bidders, is not thereby disqualified from submitting a sub-proposal or from quoting prices to other bidders submitting proposals, or from submitting a Proposal as a prime contractor. Similarly, failure to comply with the registration requirements of Labor Code Section 1725.5, as further described in the Notice Inviting Bids, will disqualify a bidder.

ADDITIONAL REQUIREMENTS

The bidder's attention is directed to the Special Provisions and Technical Provisions bound herein for additional requirements of the Proposal and Contract Documents.

CONTRACT DOCUMENTS

Contract Documents are to be submitted within twenty-one (21) calendar days AFTER award of contract unless extended by agreement of the City. Failure to timely submit executed Contract Documents may be grounds for rejecting the bid award and forfeiture of the bid security. See enclosed documents commencing on page CD-1.

BID PROPOSAL (BP)

GARDENA FIRE STATION #158 REOOF REPLACMENT – WATER DAMAGED CEILING REPAIR PHASE

PROJECT NO. JN 509

Contractor: _____

Address: _____

Phone: _____

Fax: _____

License No.: _____

D.I.R. No. _____

Email: _____

To Be Submitted

WITH

Bid Package

BID PROPOSAL

PROJECT NO. JN 509

BID SCHEDULE

The undersigned, having examined the proposed Contract Documents titled:

GARDENA FIRE STATION #158 REOOF REPLACMENT –
WATER DAMAGED CEILING REPAIR PHASE

and having visited the site and examined the conditions affecting the work, hereby proposes and agrees to furnish all labor, materials, equipment, and appliances, and to perform operations necessary to complete the work as required by said proposed Contract Documents and itemized bid schedule below. All work shall be completed within **one hundred and ten (110) Working Days** from the date the Notice of Proceed is issued by the Engineer.

Item No.	Item Description	Unit	Approx. Quantity	Unit Price in Figures	Item Total
1.	Building Demolition and Removal	1	L.S.	$	$
2.	Asbestos and Lead Abatement	1	L.S.	$	$
3.	Thermal and Moisture Protection	1	L.S.	$	$
4.	Skylight Cleaning	1	L.S.	$	$
5.	Exhaust Fan Platform and Flashing	1	L.S.	$	$
6.	Wall/Ceiling Finishes	1	L.S.	$	$
7.	Mechanical Systems	1	L.S.	$	$
8.	Electrical Improvements	1	L.S.	$	$

TOTAL CONTRACT BID:

(Figures) $ _____

(Words) _____

*** In case of error in extension of price into the total price column, the unit price will govern.**

TO BE SUBMITTED WITH PROPOSAL

BID SCHEDULE (Continued)

The awarded contractor shall provide Schedule of Values prior to pre-construction meeting for lump sum bid items.

All work required and shown on the construction plans and this specification for which no price or item is listed on this proposal, it shall be understood that such work, equipment, labor, tools and materials shall be provided without extra charge, allowance or direct payment of any kind. Payment for performing such work or furnishing such equipment, labor, tools and materials shall be included in the above lump sum or unit bid prices and no additional compensation will paid therefor.

If the City determines that any of the unit bid prices are significantly unbalanced to the potential detriment of the City, the bid will be replaced as non-responsive.

In case of any discrepancy between the words and the figures, the words shall prevail. If the unit price and the total amount for any item are not in agreement, the unit price alone shall be considered to represent the bidder's intention and all totals will be corrected to conform thereto.

Attached hereto is cash, a certified check, a cashier's check, or a bidder's bond in the amount of _____Dollar s, said amount being not less than 10 percent of the amount bid. Pursuant to Public Contract Code Sections 20172 and 20174, it is agreed a portion equal to the difference between the low bid and second low bid shall be retained as a bid bond forfeiture by the City if the undersigned fails or refuses to execute the Contract and furnish the required bonds and certificates of insurance within the time provided.

_____
Name of Bidder

_____
Signature of Bidder

BID PROPSOAL

PROJECT NO. JN 509

ACKNOWLEDGEMENT OF ADDENDA RECEIVED

The Bidder shall acknowledge the receipt of addenda by number and date each addendum received.

Addendum No. ____ Date _____ Addendum No. ____ Date _____

Addendum No. ____ Date _____ Addendum No. ____ Date _____

Addendum No. ____ Date _____ Addendum No. ____ Date _____

Addenda will be issued only through the ARC Document Solutions and access under their Public Planroom (www.crplanwell.com). It is the Bidder's sole responsibility to visit the Planroom to obtain and administer any Addendum related to this bid. **An Addendum must be acknowledged above by a bidder in its submitted form of Proposal.**

If an addendum or addenda have been issued by the City and not noted above as being received by the Bidder, the Bid Proposal may be rejected.

_____ _____

Bidder's Signature Date

BID PROPOSAL

PROJECT NO. JN 509

BIDDER'S DECLARATION

It is understood and agreed that:

1. The undersigned has carefully examined all documents which will form a part of the Contract; namely, the Notice Inviting Bids, the Instructions to Bidders, this Proposal, the Bid Bond, the Contract, the Faithful Performance Bond, the Payment Bond, the federal requirements, if any, the Plans and Specifications, the Special Provisions, and the Technical Provisions.

2. The undersigned has, by investigation at the site of the work and otherwise, satisfied himself as to the nature and location of the work and fully informed himself as to all conditions and matters, which can in any way affect the work or the cost thereof.

3. The undersigned fully understands the scope of work and has checked carefully all words and figures inserted in this Proposal and he further understands that the City will not be responsible for any errors or omissions in the preparation of the Proposal.

4. The undersigned agrees and acknowledges that he is aware of the provisions of Section 3700 of the Labor Code which requires every employer to be insured against liability for workers' compensation or to undertake self-insurance in accordance with the provisions of that Code, and that the undersigned will comply with such provisions before commencing the performance of the Contract if it is awarded to the undersigned.

The undersigned will execute the Contract and furnish the required statutory bonds and certificates of insurance within the period of time specified in the Contract Documents.

The undersigned will begin work after award of Contract and a Notice to Proceed has been given as herein specified and will complete said work within the time specified in the Bidding Schedule.

5. The undersigned certifies that this Proposal is genuine and not sham or collusive, or made in the interest or on behalf of a person not herein named, and the undersigned has not directly or indirectly induced or solicited any other bidder to put in a sham bid nor induced any other person, firm, or corporation to refrain from bidding. The undersigned has not in any manner sought by collusion to secure for himself any advantage over any other bidder.

6. The undersigned will accept an award and enter into a Contract for all work scheduled herein on which he puts in a bid. The awards for such work are to be entirely at the discretion of the City after evaluation of the bids as submitted. The undersigned agrees that the City shall recover or retain as a bid bond forfeiture an amount equal to the difference between the low bid and amount of the bid of the bidder with whom the City enters into a Contract, and the surplus, if any, shall be returned to the lowest bidder in accordance with the provisions of the Public Contract Code Sections 20172 and 20174 in the event of his failure to execute a Contract and furnish required bonds and insurance therefor within the time provided.

BIDDER'S DECLARATION (Continued)

7. The undersigned bidder stated under penalty of perjury that the representations made in submitting this bid are, to the best of his/her knowledge, true, accurate, and complete.

Respectfully submitted,

Contractor's Business Name	Contractor (Print) Title
Business Address: Street	Signature Title
City State Zip	Contractor's License No. and Classification
Business Phone Number	Business Fax Number
Date	
Name Title	Residence: Street
City State Zip	Residence Phone Number

Note: If the bid is made by an individual, it must be signed with the full name of the bidder, whose address must be given: if it is made by a firm, it must be signed in the co-partnership's name by a general partner thereof, who shall also sign his or her own name, and the name and full address of each partner (general and/or limited) must be given; and if it is made by a corporation, it must be signed by a properly authorized officer, the corporate name shall be set forth, and the corporate seal shall be affixed.

BID PROPOSAL

PROJECT NO. JN 509

NON-COLLUSION AFFIDAVIT

(To be executed by Bidder and submitted with Bid)

State of California

County of Los Angeles

_____being first duly sworn, deposes and says that he or she is_____of _____ _____the party making the foregoing bid, that the bid is not made in the interest of, or on the behalf of, any undisclosed person, partnership, company, association, organization, or corporation; that the bid is genuine and not collusive or sham; that the bidder has not directly or indirectly colluded, conspired, connived, or agreed with any bidder or anyone else to put in a sham bid, or that anyone shall refrain from bidding; that the bidder has not in any manner, directly or indirectly, sought by agreement, communication, or conference with anyone to fix the bid price of the bidder or any other bidder, or to fix any overhead, profit, or cost element of that of any other bidder, or to secure any advantage against the public body awarding the contract of anyone interested in the proposed contract; that all statements contained in the bid are true; and, further, that the bidder has not, directly or indirectly, submitted his or her bid price or any breakdown thereof, or the contents thereof, or divulged information or data relative thereto, or paid, and will not pay fee to any corporation, or agent thereof to effectuate a collusive or sham bid.

_____
NAME OF BIDDER

_____
SIGNATURE OF BIDDER

_____
ADDRESS OF BIDDER

_____
CITY STATE ZIP

ALL SIGNATURES MUST BE WITNESSED BY NOTARY
(attach appropriate jurats)

TO BE SUBMITTED WITH PROPOSAL

BID PROPOSAL

PROJECT NO. JN 509

DECLARATION OF ELIGIBILITY TO CONTRACT

[Labor Code Section 1777.1; Public Contract Code Section 6109]

The undersigned, a duly authorized representative of the contractor, certifies and declares that:

1. The undersigned contractor is aware of Sections 1777.1 and 1777.7 of the California Labor Code, which prohibit a contractor or subcontractor who has been found by the Labor Commissioner or the Director of Industrial Relations to be in violation of certain provisions of the Labor Code, from bidding on, being awarded, or performing work as a subcontractor on a public works project for specified periods of time.

2. The undersigned contractor is not ineligible to bid on, be awarded or perform work as a subcontractor on a public works project by virtue of Sections 1771.1 or 1777.7 of the California Labor Code or any other provision of law.

3. The undersigned contractor is aware of California Public Contract Code Section 6109, which states:

> "(a) A public entity, as defined in Section 1100 [of the Public Contract Code], may not permit a contractor or subcontractor who is ineligible to bid or work on, or be awarded, a public works project pursuant to Section 1777.1 or 1777.7 of the Labor Code to bid on, be awarded, or perform work as a subcontractor on, a public works project. Every public works project shall contain a provision prohibiting a contractor from performing work on a public works project with a subcontractor who is ineligible to perform work on the public works project pursuant to Section 1771.1 or 1777.7 of the Labor Code."
>
> "(b) Any contract on a public works project entered into between a contractor and a debarred subcontractor is void as a matter of law. A debarred subcontractor may not receive any public money for performing work as a subcontractor on a public works contract, and any public money that may have been paid to a debarred subcontractor by a contractor on the project shall be returned to the awarding body. The contractor shall be responsible for the payment of wages to workers of a debarred subcontractor who has been allowed to work on the project."

4. The undersigned contractor has investigated the eligibility of each and every subcontractor the undersigned contractor intends to use on this public works project, and has determined that none of them are ineligible to perform work as a subcontractor on a public works project by virtue of the foregoing provisions of the Public Contract Code, Sections 1771.1 or 1777.7 of the Labor Code, or any other provision of law.

I declare under penalty of perjury under the laws of the State of California that the foregoing is true and correct. Executed this _____ day of _____, 20___, at _____ _____ *(place of execution)*, California_____.

Signature: _____ Name: _____

Title: _____ Company: _____

BID PROPOSAL

PROJECT NO. JN 509_

BID BOND

KNOW ALL MEN BY THESE PRESENTS:

THAT _____, as Principal,
and _____, as Surety,
are held firmly bound unto the City of Gardena in the sum of $_____;
_____DOLLARS,
(not less than ten percent of total amount of bid)
for the payment of which sum well and truly to be made, we bind ourselves, our heirs, executors, administrators, successors, and assigns, jointly and severally, firmly by these presents.

WHEREAS, said Principal has submitted a bid to the City to perform all work required under the following:

PROJECT: **GARDENA FIRE STATION #158 REOOF REPLACMENT – WATER DAMAGED CEILING REPAIR PHASE**

NOW, THEREFORE, if said Principal is awarded a Contract by the City and, within the time and in the manner required in the Specifications for said project, enters into the written form of Contract bound with said Specifications and furnishes the required bonds, one to guarantee faithful performance and the other to guarantee payment for labor and materials, then this obligation shall be null and void, otherwise it shall remain in full force and effect. In the event suit is brought upon this bond by the City and judgment is recovered, said Surety shall pay all costs incurred by the City in such suit, including a reasonable attorneys' fee to be fixed by the court. Surety hereby waives the provisions of California Civil Code §2845.

SIGNED AND SEALED, this_day of _____, 20_____.

_____(SEAL) _____(SEAL)
Principal Surety

BY:_____ BY:_____
Signature Signature

Note: This bond must be dated, all signatures must be notarized, and evidence of the authority of any person signing as attorney–in-fact must be attached.

BID PROPOSAL

PROJECT NO. JN 509_

DESIGNATION OF SUBCONTRACTORS

In compliance with the "Subletting and Subcontracting Fair Practices Act" being Sections 4100-4113 of the Public Contract Code of the State of California, and any amendments thereto, each bidder shall set forth below the name and location of the place of business of each subcontractor who will perform work or labor or render service to the prime contractor in or about the construction of the work or improvement in an amount in excess of one-half (1/2) of one percent (1%) of the prime contractor's total bid, and shall further set forth the portion of the work which will be done by each subcontractor. Only one subcontractor for each such portion shall be listed.

If the contractor fails to specify a subcontractor for any portion of the work to be performed under the contract, he shall be deemed to have agreed to perform such portion himself, and he shall not be permitted to subcontract that portion of the work except under the conditions hereinafter set forth.

Subletting or subcontracting of any portion of the work to which subcontractor was designated in the original bid shall only be permitted in cases of public emergency or necessity, and then only after a finding reduced to writing as a public record of the legislative body of the City.

Portion of Work %	Subcontractor's Name & Address	Type of Work	State License Number	Class	D.I.R. Number

Not more than _____%.

TO BE SUBMITTED WITH PROPOSAL

BID PROPOSAL

PROJECT NO. JN 509

CONSTRUCTION PROJECT REFERENCE

In order to more fully evaluate your background and experience for the project herein proposed, please submit a list of Public Works and/or similar construction projects completed or in progress within the last three (3) years. Failure to provide this information may constitute grounds for rejection of your bid as non-responsive.

Number of years as a contractor in construction work of this type: _____

Three projects of this type recently completed:

1. Name (Firm/Agency): _____
   Address: _____
   Contact Person: _____ Telephone No.: _____
   Title of Project: _____
   Project Location: _____
   Date of Completion: _____ Contract Amount: $ _____

2. Name (Firm/Agency): _____
   Address: _____
   Contact Person: _____ Telephone No.: _____
   Title of Project: _____
   Project Location: _____
   Date of Completion: _____ Contract Amount: $ _____

3. Name (Firm/Agency): _____
   Address: _____
   Contact Person: _____ Telephone No.: _____
   Title of Project: _____
   Project Location: _____
   Date of Completion: _____ Contract Amount: $ _____

NOTE: If requested by the City, the bidder shall furnish a certified financial statement, references, and other information sufficiently comprehensive to permit an appraisal of his current financial condition.

Bidder's Signature _____

TO BE SUBMITTED WITH PROPOSAL

BID PROPOSAL

PROJECT NO. JN 509

CERTIFICATE OF NON-DISCRIMINATION BY CONTRACTORS

As suppliers of goods or services to the City, the firm listed below certifies that it does not discriminate in its employment with regard to race, color, religion, sex, or national origin; that it is in compliance with all applicable federal, state, and local directives, and executive orders regarding non-discrimination in employment; and that it agrees to pursue positively and aggressively the principle of equal opportunity in employment.

We agree specifically:

1. To establish or observe employment policies which affirmatively promote opportunities for minority persons at all job levels.

2. To communicate this policy to all persons concerned, including all company employees, outside recruiting services, especially those serving minority communities, and to the minority communities at large.

3. To take affirmative steps to hire minority employees within the company.

FIRM_____

TITLE OF PERSON SIGNING_____

SIGNATURE_____

DATE_____

Please include any additional information available regarding equal opportunity employment programs now in effect within your company:

_____

_____

_____

_____

_____

_____

TO BE SUBMITTED WITH PROPOSAL

BID PROPOSAL

PROJECT NO. JN 509

CERTIFICATION REGARDING DEBARMENT, SUSPENSION, INELIGIBILITY AND VOLUNTARY EXCLUSION – PRIMARY COVERED TRANSACTIONS

(BEFORE COMPLETING CERTIFICATION, READ INSTRUCTIONS ON NEXT PAGE)

The Contractor shall not perform Work with any Subcontractor that has been debarred or suspended pursuant to California Labor Code Section 1777.1 or any other federal or State law providing for the debarment of contractors from public works. The Contractor and Subcontractors shall not be debarred or suspended throughout the duration of the Contract pursuant to Labor Code Section 1777.1 or any other federal or State law providing for the debarment of contractors from public works. If the Contractor or any Subcontractor becomes debarred or suspended during the duration of the Project, the Contractor shall immediately notify the City.

1. The prospective primary participant certifies to the best of its knowledge and belief, that it and its principals:

    a. Are not presently debarred, suspended, proposed for debarment, declared ineligible, or voluntarily excluded from covered transactions by any Federal department or agency;

    b. Have not within a 5-year period preceding this proposal been convicted of or had a civil judgment rendered against them for commission of fraud or a criminal offense in connection with obtaining, attempting to obtain, or performing a public (Federal, State or local) transaction or contract under a public transaction; violation of Federal or State antitrust statutes or commission of embezzlement, theft, forgery, bribery, falsification or destruction of records, making false statement, or receiving stolen property;

    c. Are not presently indicted for or otherwise criminally or civilly charged by a governmental entity (Federal, State or local) with commission of any of the offenses enumerated in paragraph 1b of this certification; and

    d. Have not within a 5-year period preceding this application/proposal had one or more public transactions (Federal, State or local) terminated for cause or default.

2. Where the prospective primary participant is unable to certify to any of the statements in this certification, such prospective participant shall attach an explanation to this proposal.

Signature: _____ Name: _____

Title: _____ Company: _____

CERTIFICATION REGARDING DEBARMENT, SUSPENSION, INELIGIBILITY AND VOLUNTARY EXCLUSION – PRIMARY COVERED TRANSACTIONS (Continued)

INSTRUCTIONS FOR CERTIFICATION

1. By signing and submitting this proposal, the prospective primary participant is providing the certification set out below.
2. The inability of a person to provide the certification required below will not necessarily result in denial of participation in this covered transaction. The prospective participant shall submit an explanation of why it cannot provide the certification set out below. The certification or explanation will be considered in connection with the department or agency's determination whether to enter into this transaction. However, failure of the prospective primary participant to furnish a certification or an explanation shall disqualify such person from participation in this transaction.
3. The certification in this clause is a material representation of fact upon which reliance was placed when the department or agency determined to enter into this transaction. If it is later determined that the prospective primary participant knowingly rendered an erroneous certification, in addition to other remedies available to the Federal Government, the department or agency may terminate this transaction for cause or default.
4. The prospective primary participant shall provide immediate written notice to the department or agency to which this proposal is submitted if at any time the prospective primary participant learns that its certification was erroneous when submitted or has become erroneous by reason of changed circumstances.
5. The terms "covered transaction," "debarred," "suspended," "ineligible," "lower tier covered transaction," "participant," "person," "primary covered transaction," "principal," "proposal," and "voluntarily excluded," as used in this clause, have the meanings set out in the Definitions and Coverage sections of the rules implementing Executive Order 12549. You may contact the department or agency to which this proposal is submitted for assistance in obtaining a copy of those regulations (13 CFR Part 145).
6. The prospective primary participant agrees by submitting this proposal that, should the proposed covered transaction be entered into, it shall not knowingly enter into any lower tier covered transaction with a person who is debarred, suspended, declared ineligible, or voluntarily excluded from participation in this covered transaction, unless authorized by the department or agency entering into this transaction.
7. The prospective primary participant further agrees by submitting this proposal that it will include the clause titled "Certification Regarding Debarment, Suspension, Ineligibility and Voluntary Exclusion--Lower Tier Covered Transactions," provided by the department or agency entering into this covered transaction, without modification, in all lower tier covered transactions and in all solicitations for lower tier covered transactions.
8. A participant in a covered transaction may rely upon a certification of a prospective participant in a lower tier covered transaction that it is not debarred, suspended, ineligible, or voluntarily excluded from the covered transaction, unless it knows that the certification is erroneous. A participant may decide the method and frequency by which it determines the ineligibility of its principals. Each participant may, but is not required to, check the Nonprocurement List.
9. Nothing contained in the foregoing shall be construed to require establishment of a system of records in order to render in good faith the certification required by this clause. The knowledge and information of a participant is not required to exceed that which is normally possessed by a prudent person in the ordinary course of business dealings.
10. Except for transactions authorized under paragraph 6 of these instructions, if a participant in a covered transaction knowingly enters into a lower tier covered transaction with a person who is suspended, debarred, ineligible, or voluntarily excluded from participation in this transaction, in addition to other remedies available to the Federal Government, the department or agency may terminate this transaction for cause or default.

TO BE SUBMITTED WITH PROPOSAL

CONTRACT DOCUMENTS (CD)

GARDENA FIRE STATION #158 REOOF REPLACMENT – WATER DAMAGED CEILING REPAIR PHASE

PROJECT NO. JN 509

To be Submitted
within twenty-one (21) calendar days

AFTER
Award of Contract

CONTRACT DOCUMENT

PROJECT NO. JN 509_

AGREEMENT

THIS AGREEMENT, made and entered into this _____ day of _____, 20_____, by and between CITY OF GARDENA in the State of California, hereinafter referred to as "CITY" and_____, hereinafter referred to as "CONTRACTOR."

The City and the Contractor mutually agree as follows:

ARTICLE I.

THE PROJECT

For and in consideration of the mutual promises set forth herein, Contractor agrees to perform and complete in a good and workmanlike manner all work required by the Contract Documents for City Project No. __JN_____, which is described as follows:

Title: GARDENA FIRE STATION #158 REOOF REPLACMENT –
WATER DAMAGED CEILING REPAIR PHASE

Said work shall be performed in accordance with the Plans, Specifications and other Contract Documents, all of which are referenced in Article III hereof and incorporated herein as though fully set forth. Contractor shall furnish at its own expense all labor, materials, equipment and services necessary therefor, except such labor, materials, equipment and services as are provided in the Contract Documents to be furnished by City.

This project is subject to Skilled and Trained Workforce Requirements per Sections 2600 through 2603 of the Public Contract Code.

ARTICLE II.

CONTRACT SUM AND PAYMENT

For performing and completing the work in accordance with the Contract Documents, City shall pay Contractor, in full compensation therefor, the contract sum set forth in the Bidding Schedule. Said sum shall constitute payment in full for all work performed hereunder, including, without limitation, all labor, materials, equipment, tools and services used or incorporated in the work, supervision, administration, overhead, expenses and any and all other things required, furnished or incurred for completion of the work as specified in the Contract Documents. City shall make payments to Contractor on account of the contract sum at the time, in the manner, and upon the conditions specified in the Contract Documents.

ARTICLE III.

CONTRACT DOCUMENTS

The Contract Documents, which constitute the entire agreement between the City and the Contractor, are enumerated as follows: Proposal Documents, including the Notice Inviting Bids, Instructions to Bidders, Bidding Schedule, Bidder's Declaration, Designation of Subcontractors, Bidder's Assurance, and Fair Employment Practices documents; this Agreement; Standard Specifications; Special Provisions; Technical Provisions; Drawings; Plans; and all addenda issued prior to and all modifications issued after the execution of this Agreement. These form

the Contract, and all are as fully a part of the Contract as if attached to this Agreement or repeated herein.

ARTICLE IV.

EFFECTIVE DATE

This Agreement shall become effective and commence as of the date set forth below on which the last of the parties, whether City or Contractor, executes said Agreement.

IN WITNESS WHEREOF, the parties hereto have caused this Agreement to be executed and attested by their proper officers thereunto duly authorized.

CITY

By:_____
MAYOR (Sign)

Date: _____

SEAL

Attest:
By: _____
CITY CLERK (Sign)

Date:_____

CONTRACTOR

By:_____
Sign / Title

Date: _____

Attest: (Contractor)

By:_____
Sign / Title

Date: _____

APPROVED AS TO FORM:

By:_____
CITY ATTORNEY (Sign)

Date:_____

CONTRACT DOCUMENT

PROJECT NO. JN 509

FAITHFUL PERFORMANCE BOND

WHEREAS, the City of Gardena has awarded to _____, hereinafter designated as the "Principal", a Contract for:

PROJECT: GARDENA FIRE STATION #158 REOOF REPLACMENT – WATER DAMAGED CEILING REPAIR PHASE

WHEREAS, said Principal is required under the terms of said Contract to furnish a bond for the faithful performance of said Contract;

NOW, THEREFORE, we,_____
as Principal, and_____
as Surety, are held and firmly bound unto the City in the sum of_____
_____
Dollars ($_____), this amount being not less than one hundred percent (100%) of the total Contract price, lawful money of the United States of America, for payment of which sum well and truly to be made we bind ourselves, our heirs, executors, administrators, and successors, jointly and severally, firmly by these presents. In case suit is brought upon this bond, the Surety will pay all court costs and reasonable attorneys' fees to the City of Gardena in an amount to be fixed by the court.

THE CONDITION OF THIS OBLIGATION IS SUCH THAT, if the hereby bounded Principal, his or its heirs, executors, administrators, successors, or assigns, shall in all things stand to and abide by, well and truly keep and perform all the undertakings, terms, covenants, conditions and agreements in the said Contract and any alteration thereof, made as therein provided, all within the time and in the manner therein designated and in all respects according to their true intent and meaning, then this obligation shall become null and void; otherwise, it shall be and remain in full force and effect.

FURTHER, the Surety, for value received, hereby stipulates and agrees that no change, extension of time, alteration, addition, or modification to the terms of the Contract, or of the work to be performed thereunder, or the specifications for the same, shall in any way affect its obligations under this bond, and it does hereby waive notice of any such change, extension of time, alteration, addition, or modification to the terms of the Contract or to the work or to the specifications thereunder. Surety hereby waives the provisions of California Civil Code §§ 2845 and 2849. The City is the principal beneficiary of this bond and has all rights of a party hereto.

This bond shall remain in full force and effect for a warranty period of one full year after acceptance of the job by the City.

IN WITNESS WHEREOF, three (3) identical counterparts of this instrument, each of which shall for all purposes be deemed an original thereof, have been duly executed by the Principal and

Surety named herein, on the_____ day of_____, 20___, the name and corporate seal of each corporate party being hereto affixed and these presents duly signed by its undersigned representative pursuant to authority of its governing body.

[PRINCIPAL]

By _____

Title _____

_____

Signature

[SURETY]

By _____

Title _____

Address _____

_____

Phone No. _____

_____

Signature

All signatures must be notarized.

Appropriate modifications shall be made to this form if the bond is being furnished for the performance of an act not provided for by agreement.

Corporations must affix corporate seal.

CONTRACT DOCUMENT

PROJECT NO. JN 509

PAYMENT BOND

WHEREAS, the City of Gardena has awarded to_____, as Contractor, a contract for the work described as follows:

PROJECT: GARDENA FIRE STATION #158 REOOF REPLACMENT – WATER DAMAGED CEILING REPAIR PHASE

AND WHEREAS, said Contractor is required to furnish a bond in connection with said contract, to secure the payment of claims of laborers, mechanics, materialmen and other persons, as provided by law;

NOW, THEREFORE, we, the undersigned Contractor and Surety, are held firmly bound unto the City in the sum of _____, Dollars ($_____) this amount being not less than one hundred percent (100%) of the total Contract price, for which payment well and truly to be made we bind ourselves, our heirs, executors and administrators, successors and assigns, jointly and severally, firmly by these presents.

THE CONDITION OF THIS OBLIGATION IS SUCH THAT, if said Contractor, its heirs, executors, administrators, successors, assigns, or subcontractors shall fail to pay any of the persons named in Civil Code Section 3181, or amounts due under the Unemployment Insurance Code with respect to work or labor performed under the contract, or any amounts required to be deducted, withheld, and paid over to the Employment Development Department from the wages of employees of the Contractor and its subcontractors pursuant to Section 13020 of the Unemployment Insurance Code, or any other amounts due to persons under any applicable project contract or law, with respect to such work and labor, then the Surety or Sureties herein will pay for the same in an amount not exceeding the sum specified in this bond, otherwise the above obligation shall be void. In case suit is brought upon this bond, the said Surety will pay all court costs and reasonable attorneys' fees to the plaintiff(s) and City in an amount to be fixed by the court.

This bond shall inure to the benefit of any of the persons named in Civil Code Section 3181 as to give a right of action to such persons or their assigns in any suit brought upon this bond.

Further, the Surety, for value received, hereby stipulates and agrees that no change, extension of time, alteration, addition, or modification to the terms of the Contract, or of the work to be performed thereunder, or the specifications for the same, shall in any way affect its obligations under this bond, and it does hereby waive notice of such change, extension of time, alteration, addition, or modification to the terms of the Contract or to the work or to the specifications thereunder. Surety hereby waives the provisions of California Civil Code §§ 2845 and 2849.

This bond shall remain in full force and effect for six full months after the period in which verified claims may be filed as provided for in Section 3184 of the California Civil Code.

IN WITNESS WHEREOF, we have hereunto set our hands and seals on this_____day of _____20_____.

[PRINCIPAL]

By _____

Title _____

_____

Signature

[SURETY]

By _____

Title _____

Address _____

_____

Phone No. _____

_____

Signature

All signatures must be notarized.

Appropriate modifications shall be made to this form if the bond is being furnished for the performance of an act not provided for by agreement.

Corporations must affix corporate seal.

CONTRACT DOCUMENT

PROJECT NO. JN 509

WORKER'S COMPENSATION INSURANCE CERTIFICATE

The Contractor shall execute the following form as required by the California Labor Code, Sections 1860 and 1861:

> I am aware of the provisions of Section 3700 of the Labor Code which require every employer to be insured against liability for workers' compensation or to undertake self-insurance in accordance with the provisions of that Code, and I will comply with such provisions before commencing the performance of the work of the Contract.

DATED:_____

_____
CONTRACTOR

By_____
Signature

_____
Title

ATTEST:

By_____
Signature

_____
Title

CONTRACT DOCUMENT

PROJECT NO. JN 509

INDEMNIFICATION AND HOLD HARMLESS AGREEMENT AND WAIVER OF SUBROGATION AND CONTRIBUTION

GARDENA FIRE STATION #158 REOOF REPLACMENT –
WATER DAMAGED CEILING REPAIR PHASE

To the fullest extent permitted by law, Indemnitor hereby agrees, at its sole cost and expense, to defend, protect, indemnify, and hold harmless the City of Gardena and its respective elected officials, officers, attorneys, agents, employees, volunteers, successors, and assigns (collectively "Indemnitees") from and against any and all damages, costs, expenses, liabilities, claims, demands, causes of action, proceedings, expenses, judgments, penalties, liens, and losses of any nature whatsoever, including fees of accountants, attorneys, or other professionals and all costs associated therewith (collectively "Liabilities"), arising or claimed to arise, directly or indirectly, out of, in connection with, resulting from, or related to any act, failure to act, error, or omission of Indemnitor or any of its officers, agents, servants, employees, subcontractors, materialmen, suppliers or their officers, agents, servants or employees, arising or claimed to arise, directly or indirectly, out of, in connection with, resulting from, or related to the above-referenced contract, agreement, license, or permit (the "Agreement") or the performance or failure to perform any term, provision, covenant, or condition of the Agreement, including this indemnity provision. This indemnity provision is effective regardless of any prior, concurrent, or subsequent active or passive negligence by Indemnitees and shall operate to fully indemnify Indemnitees against any such negligence. This indemnity provision shall survive the termination of the Agreement and is in addition to any other rights or remedies which Indemnitees may have under the law. Payment is not required as a condition precedent to an Indemnitee's right to recover under this indemnity provision, and an entry of judgment against an Indemnitee shall be conclusive in favor of the Indemnitee's right to recover under this indemnity provision. Indemnitor shall pay Indemnitees for any attorney fees and costs incurred in enforcing this indemnification provision. Notwithstanding the foregoing, nothing in this instrument shall be construed to encompass (a) Indemnitees' sole negligence or willful misconduct to the limited extent that the underlying Agreement is subject to Civil Code 2782(a), or (b) the contracting public agency's active negligence to the limited extent that the underlying Agreement is subject to Civil Code 2782(b). This indemnity is effective without reference to the existence or applicability of any insurance coverages which may have been required under the Agreement or any additional insured endorsements which may extend to Indemnitees.

Indemnitor, on behalf of itself and all parties claiming under or through it, hereby waives all rights of subrogation and contribution against the Indemnitees, while acting within the scope of their duties, from all claims, losses and liabilities arising out of or incident to activities or operations performed by or on behalf of the Indemnitor regardless of any prior, concurrent, or subsequent active or passive negligence by the Indemnitees. Accountants, attorneys, or other professionals employed by Indemnitor to defend Indemnitees shall be selected by Indemnitees.

In the event there is more than one person or entity named in the Agreement as an Indemnitor, then all obligations, liabilities, covenants and conditions under this instrument shall be joint and several.

"Indemnitor"

Company/Contractor _____

Name & Title _____

Signature & Date _____

CONTRACT DOCUMENT

PROJECT NO. JN 509

INSURANCE

CERTIFICATION OF INSURANCE (COI) SHALL BE SUBMITTED BY THE CONTRACTOR

1. **COMMENCEMENT OF WORK**. Contractor shall not be authorized to commence Work under this Contract until it has obtained approved insurance. Before beginning Work hereunder, during the entire period of this Contract, for any extensions hereto, and for periods after the end of this Contract as may be indicated below, Contractor must have and maintain in place not less than the insurance coverages required in this Section at his sole cost and expense. Contractor's insurance shall comply with all items specified by this Contract. Any subcontractors shall be subject to all of the requirements of this Section and Contractor shall be responsible to obtain evidence of insurance from each subcontractor and provide it to City before the subcontractor commences work. Alternatively, Contractor's insurance may cover all subcontractors. The insurance requirements are not intended to and shall not in any manner limit or qualify the liabilities and obligations assumed by Contractor under this Contract.

2. **INSURANCE COMPANY REQUIREMENTS.** All insurance policies used to satisfy the requirements imposed hereunder shall be issued by insurers admitted to do business in the State of California. Insurers shall have a current Best's rating of not less than A-:VII, unless otherwise approved by City.

3. **COVERAGES, LIMITS AND POLICY REQUIREMENTS**. Contractor shall maintain the types of coverages indicated below:

4. **COMPREHENSIVE GENERAL LIABILITY INSURANCE.** A policy of comprehensive general liability insurance written on a per occurrence basis in an amount not less than either one million dollars ($1,000,000) per occurrence or two million dollars ($2,000,000) aggregate.

5. **COMMERCIAL AUTO LIABILITY INSURANCE**. A policy including all coverages provided by and to the extent afforded by Insurance Services Office form CA 0001, ed. 12/93, including Symbol 1 (any auto) with no special limitations affecting City. The minimum auto insurance coverage shall be one million dollars ($1,000,000) combined single limit per accident.

6. **WORKER'S COMPENSATION AND EMPLOYER'S LIABILITY INSURANCE**. A policy which meets all statutory benefit requirements of the Labor Code, or other applicable law, of the State of California. The minimum coverage limits for said insurance shall be no less than one million dollars ($1,000,000) per claim. The policy shall be issued by an insurance company which is admitted to do business in the State of California and shall contain a clause that the policy may not be canceled without thirty (30) days prior written notice, return receipt requested, is mailed to City.

   In accordance with the provisions of section 1860 of the California Labor Code, Contractor's attention is directed to the requirement that in accordance with the provisions of section 3700 of the California Labor Code, Contractor and every subcontractor will be required to secure the payment of compensation of his or her employees, or obtain a certificate of

consent to self-insurance by the Director of Industrial Relations in accordance with the requirements of Section 3700 of the California Labor Code.

In accordance with the provisions of section 1861 of the California Labor Code, Contractor shall sign and file with the awarding body the following certification prior to performing any work on the Project:

> "I am aware of the provisions of section 3700 of the Labor Code which require every employer to be insured against liability for worker's compensation or to undertake self-insurance in accordance with the provisions of that code, and I will comply with such provisions before commencing the performance of the work of this contract."

7. POLICY REQUIREMENTS. The policies set forth above shall comply with the following, as evidenced by the policies or endorsements to the policies:

(i) City and its appointed and elected officers, employees, agents and volunteers shall be added as additional insured to the policy as respects liabilities arising out of the performance of any work done under the Contract.

(ii) The insurer shall agree to provide City with thirty (30) days prior written notice, return receipt requested, of any cancellation, non-renewal or material change in coverage.

(iii) For any claims with respect to the Project covered by this Contract, Contractor's insurance coverage shall be primary insurance as respects City and its elected and appointed officers, employees, agents and volunteers. Any insurance or self-insurance maintained by City and its elected and appointed officers, employees, agents and volunteers shall be excess of Contractor's insurance and shall not contribute with it.

(iv) The policy shall apply separately to each insured against whom claim is made or suit is brought except with respect to the limits of the company's liability.

8. COURSE OF CONSTRUCTION INSURANCE. Contractor shall provide course of construction insurance covering for "all risks" of loss in the amount of the completed value of the Work. The City shall be named as a loss payee and the insurer shall waive all rights of subrogation against the City. This policy shall be issued by an insurance company which is admitted to do business in the State of California and shall contain a clause that the policy may not be canceled until thirty (30) days written notice, return receipt requested, is mailed to the City. Course of Construction Insurance may be provided for each separate Phase.

9. ADDITIONAL REQUIREMENTS. The procuring of required insurance shall not be construed to limit Contractor's liability hereunder nor to fulfill the indemnification provisions and requirements of this Contract. City shall notify Contractor in writing of changes in the insurance requirements. If Contractor does not deposit copies of acceptable insurance policies or endorsements with City incorporating such changes within sixty (60) days of receipt of such notice, Contractor shall be deemed in default hereunder.

10. DEDUCTIBLES. Any deductible or self-insured retentions must be declared to and approved by City. Contractor shall guarantee that, at the option of the City, either: the insurer shall eliminate or reduce such deductibles or self-insured retentions with respect to City, its officers, employees, agents and volunteers (with additional premium, if any, to be paid by Contractor); or Contractor shall provide satisfactory financial guarantee for payment

of losses and related investigations, claim administration and defense expenses in the amount of any deductibles or self-insured retentions.

11. **VERIFICATION OF COMPLIANCE.** Contractor shall furnish City with the required endorsements attached hereto. All documents are to be received and approved by City before Work commences. Not less than fifteen (15) days prior to the expiration date of any policy of insurance required by this Contract, Contractor shall deliver to City a binder or certificate of insurance with respect to each renewal policy, bearing a notation evidencing payment of the premium therefore, or accompanied by other proof of payment satisfactory to City. Contractor shall provide full copies of any requested policies to City within three (3) days of any such request by City.

12. **TERMINATION FOR LACK OF REQUIRED COVERAGE.** If Contractor, for any reason, fails to have in place, at all times during the term of this Contract, including any extension hereto, all required insurance and coverage, City may immediately obtain such coverage at Contractor's expense and/or terminate this Contract. Contractor shall indemnify, defend and hold harmless City and its elected and appointed officers, employees, agents and volunteers from any claim resulting from failure of either Contractor or any subcontractor to take out or maintain any insurance required by this Contract.

13. **EQUIPMENT COVERAGE**. Any policy or policies of insurance Contractor or his subcontractors elect to carry as insurance against loss or damage to construction equipment and tools or other personal property shall include a provision waiving the insurer's right of subrogation against City.

GENERAL PROVISIONS

GARDENA FIRE STATION #158 REOOF REPLACMENT – WATER DAMAGED CEILING REPAIR PHASE (JN 509)

PART 1 – GENERAL PROVISIONS

SECTION 1 – GENERAL

1-1 GENERAL. The Standard Specifications for Public Works Construction ("Greenbook") written and promulgated by the Southern California Chapter of the American Public Works Association and the Southern California Districts of the Associated General Contractors of California shall be the Standard Specifications of the City. All work shall conform to the 2021 edition, including supplements of the Standard Specifications, the Special Provisions which supplement or modify the Standard Specifications, and the Standard Drawings as issued by the City (defined herein as "Agency") available at the time bids are opened unless otherwise specified in the Contract Documents.

The above referenced Standard Specifications, Special Provisions and Standard Drawings are hereby made a part of the Contract Documents.

For the convenience of the Contractor, the section and subsection numbering system used in these Special Provisions corresponds to that used in the Standard Specifications.

1-2 TERMS AND DEFINITIONS. Whenever in the Standard Specification the following terms are used, they shall be understood to mean and refer to the following:

(a)	AGENCY	The City of Gardena, a California municipal corporation.
(b)	BOARD	The City Council of the City of Gardena
(c)	CONTRACT DOCUMENTS	Documents including but not limited to the proposal forms, Standard "Greenbook" Specifications, Special Provisions, Technical Provisions, Notice Inviting Bids, Instructions to Bidders, Bonds, Insurance, Contract and all Addenda setting forth any modifications of the documents.
(d)	ENGINEER	The City of Gardena Director of Public Works/City Engineer or his authorized representative.
(e)	BIDDER	An individual, co-partnership, association or corporation submitting a proposal for the work contemplated, acting directly or through a duly authorized representative.
(f)	LEGAL ADDRESS OF CONTRACTOR	The legal address of the Contractor to be the address given on the Contractor's bid and is hereby designated as the place to which all notices, letters or other communications to the Contractor shall be mailed or delivered.
(g)	LABORATORY	An established laboratory approved and authorized by the Engineer for testing materials and work involved in the contract.

1-7 AWARD AND EXECUTION OF THE CONTRACT.

1-7.1 General. The proposal shall be fully executed and submitted on the forms provided by the Agency and shall be enclosed in a sealed envelope marked and addressed as directed in the "Notice Inviting Bids".

If the proposal is made by an individual, it shall be signed and his or her full name and address shall be given; if it is made by a firm it shall be signed with co-partnership name by a general partner thereof, who shall also sign his or her known name, and the name and address of each member of such co-partnership shall be given; if made by a corporation, the name of the corporation shall be signed by its duly authorized officers and attested by the corporate seal.

Bidders are warned against making erasures or alterations of any kind on their Proposal. Proposals which contain omissions, erasures, alterations, conditions or additions not called for may be rejected.

At the time the Contract is awarded by the Agency, the Contractor shall be licensed under the provisions of Chapter 9, Division 3, of the Business and Professions Code of the State of California to do the type of work contemplated in the Contract and shall be skilled and regularly engaged in the general class or type of work required by this Contract.

1-7.2 Contract Bonds. The "Performance Bond" is equivalent to City's "Faithful Performance Bond".

1-7.3 Examination of Plans, Specifications and Project Site. Bidders shall read the specifications, review the drawings and examine the existing facilities to fully understand the project in order to plan for the improvements as shown in the contract, including local condition, uncertainty of weather and all other contingencies.

Bidders shall satisfy themselves by personal examination of the proposed work sites, and by such other means as they may choose as to actual conditions and requirements and as to the accuracy of the quantities stated in the Proposal forms. Information derived from the maps, plans, specifications, profiles, drawings, or from the Engineer/Architect of the record, shall not relieve the bidder of this responsibility, and the interpretation of the data disclosed by borings or other preliminary investigations is not guaranteed nor is any liability assumed by the Agency.

1-7.4 Interpretation of Drawings and Documents. If a prospective bidder is in doubt as to the true meaning or intent of any part of the Contract Documents including the Specifications, or discovers discrepancies in, or omissions from, the Specifications or Drawings, he may submit to the Engineer a written request for an interpretation or a correction thereof. Interpretations or corrections of the Contract Documents including the Specifications and Drawings, shall be made only by addendum duly issued by the Engineer, and a copy of such addendum will be sent by certified mail, postage prepaid, or delivered to each person receiving a set of the Contract Documents whose address is known to the Engineer and such addendum shall be considered a part of and incorporated in the Contract Documents.

1-7.5 Award of Contract. After the Proposals have been publicly opened and read aloud, they will be checked for accuracy and compliance with all provisions as specified herein.

The Agency reserves the right to reject any or all bids and to waive any informality or irregularity in any bid received and to be the sole judge of the merits of the respective bids received.

Bids subsequently shown to be mathematically unbalanced would be rejected as

nonresponsive.

A mathematically unbalanced bid is one containing lump sum or unit bid items which do not reflect reasonable actual costs plus a reasonable proportionate share of the bidder's anticipated profit, overhead costs, and other indirect costs, which he/she anticipates for the performance of the items in question.

"A bid is mathematically unbalanced if the bid is structured on the basis of nominal prices for some work and inflated prices for other work; that is, each element of the bid must carry its proportionate share of the total cost of the work plus profits."

"A bid is materially unbalanced if there is a reasonable doubt that award to the bidder submitting the mathematically unbalanced bid will result in the lowest ultimate cost to the Government. Consequently, a materially unbalanced bid may not be accepted."

Award of the Contract, if it be awarded, will ordinarily be made by the Agency within 30 days after opening of the bids. Award will be made to the lowest responsive responsible bidder.

In selecting the lowest responsive responsible bidder, consideration will be given to the general competency of the bidder for the performance of the work covered by the proposal. To receive favorable consideration, a bidder may be required to present evidence that he has successfully performed similar work of comparable magnitude or submit other evidence satisfactory to the Agency that he or his associates are competent to manage the proposed undertaking and to carry it forward to a successful conclusion. Professional integrity and honesty of purpose shall be essential requirements. A showing of adequate financial resources may be required but will not alone determine whether a bidder is competent to undertake the proposed work.

Only manufacturers or contractors of established reputation, or their duly authorized dealers or agency, having proper facilities for the manufacture of the materials or equipment and for servicing same, or for proper execution of the work called for in the contract, will be considered in making the award.

1-7.6 Execution of Contract. A bidder whose proposal is accepted shall properly sign a written contract with the Agency on the form attached hereto and return said contract together with good and approved bonds and insurance certificates as required by the Contract Documents **within twenty-one (21) calendar days** from the date of the mailing of a notice from the Agency to the bidder, according to the address given by him, of acceptance of his proposal.

Contract bonds and certificates of insurance, if required, shall be filed in all instances before delivering any equipment, materials, or performing any work under the contract; also before any purchase order shall be issued. An executed Power of Attorney form shall be submitted with all contract bonds herein specified.

If a bidder whose proposal is accepted fails or refuses to enter into a contract as herein provided, or to conform to any stipulated requirement in connection therewith, the money represented by his check or bidder's bond shall be refunded less the difference between the low bid and the bid of the bidder with whom the Agency enters into an agreement in accordance with the provisions of the Public Contracts Code Section 20174. At the discretion of the Agency, an award may be made to the bidder whose proposal is next most acceptable to the Agency, and such bidder and his surety shall fulfill every stipulation embraced herein as if he were the party to whom the first award was made.

A corporation to which an award is made may be required before the contract is finally signed to furnish evidence of its corporate existence, of its right to do business in California and of the authority of the officer signing the contract and bonds for the corporation to so sign.

1-7.7 Return of Proposal and Guarantee. The check or bond of a bidder to whom the contract has been awarded will be returned to him after all of the acts, for the performance of which said security is required, have been fully performed. The checks or bid bonds of the second and third lowest bidders will be returned when the bidder to whom the contract has been awarded has properly executed all of the required Contract Documents. Check or bid bonds of other bidders will be returned when their proposals are rejected or in any event at the expiration of forty-five (45) days from the date of opening bids.

1-7.8 Precedence of Contract Documents. The order of precedence of contract document shall be:

FIRST	Requirements of law, including the Code and Ordinances of the City of Gardena.
SECOND	Permits from other agencies as may be required by law.
THIRD	Permits from City of Gardena Departments as may be required by law or ordinance.
FOURTH	The Contract.
FIFTH	The Bid Proposal.
SIXTH	Addenda.
SEVENTH	Notice Inviting Bids.
EIGHTH	Instructions to Bidders.
NINTH	Technical Provisions.
TENTH	Plans.
ELEVENTH	General Provisions of the Standard Specifications.
TWELFTH	Standard Plans.
THIRTEENTH	Standard Specifications for Public Works Construction (current edition).
FOURTEENTH	Caltrans Standard Plans and Specifications.
FIFTEENTH	Reference Specifications.

Change orders, supplemental agreements and approved revisions to Plans and Specifications will take precedence over documents listed above, except those listed as FIRST, SECOND and THIRD. Detailed plans shall have precedence over general plans.

SECTION 2 – SCOPE OF THE WORK

2-2 PERMITS. The Contractor will obtain, at no cost to the Agency, all permits necessary to perform the work on streets, highways, railways or other rights-of-ways. The Contractor shall obtain and pay for all costs incurred for permits necessitated by its operations such as, but not

limited to those permits required for night work, overload, blasting and demolition. For private contracts, the Contractor shall obtain all permits incidental to the work or made necessary by its operations, and pay all costs incurred by the permit requirements.

The Contractor and each subcontractor employed upon the work must have or obtain a valid City of Gardena Business License in accordance with the provisions of the Gardena Municipal Code.

The project is subject to permit(s) from the Community Development Department. Contractor is required to pull the applicable project permits. All permit costs to be verified and to be borne by the Contractor.

2.10 DISPUTED WORK.

2.10.1 Retention of Imperfect Work. If any portion of the work done or materials furnished under the contract proves defective or not in accordance with the specifications and contract drawings, and if the imperfection in the same is not of sufficient magnitude or importance to make the work dangerous or undesirable, or if the removal of such work is impracticable or will create conditions which are dangerous or undesirable in the opinion of the Engineer, the Engineer shall have the right and authority to retain the work instead of requiring it to be removed and reconstructed, but he shall make deductions therefor in the payment of the contract item due Contractor as may be just and reasonable.

2-11. DISPUTE RESOLUTION.

2-11.1 Requests for Contract Adjustments and Relief. If either Contractor or the Agency believes that it is entitled to relief against the other for any event arising out of or related to the work or Project, such party shall provide written notice to the other party of the basis for its claim for relief. Such notice shall, if possible, be made prior to incurring any cost or expense and in accordance with any specific notice requirements contained in the applicable sections of this Contract.

In the absence of any specific notice requirement, written notice shall be given within a reasonable time, not to exceed fourteen (14) days, after the occurrence giving rise to the claim for relief or after the claiming party reasonably should have recognized the event or condition giving rise to the request, whichever is later. Such notice shall include sufficient information to advise the other party of the circumstances giving rise to the claim for relief, the specific contractual adjustment or relief requested and the basis of such request.

2-11.2 Dispute Avoidance and Resolution. The parties are fully committed to working with each other throughout the Project and agree to communicate regularly with each other at all times so as to avoid or minimize disputes or disagreements. If disputes or disagreements do arise, Contractor and the Agency each commit to resolving such disputes or disagreements in an amicable, professional and expeditious manner so as to avoid unnecessary losses, delays and disruptions to the work under the Contract.

Contractor and the Agency will first attempt to resolve disputes or disagreements at the field level through discussions between Contractor's Representative and the Engineer.

If a dispute or disagreement cannot be resolved through the Contractor's Representative and the Engineer, Contractor's Chief Executive Officer or similar senior representative and the Gardena City Manager, or designee, upon the request of the other party, shall meet as soon as conveniently possible, but in no case later than twenty (20) days after such a request is made, to attempt to resolve such dispute or disagreement. Prior to any meeting between the parties' senior representatives, the parties will exchange relevant information that will assist the parties

in resolving their dispute or disagreement.

If, after meeting, the senior representatives determine that the dispute or disagreement cannot be resolved on terms satisfactory to both parties, the parties may submit the dispute to binding or non-binding mediation. The mediation shall be conducted in any manner and by any person or mediation association mutually acceptable to the parties.

2-11.3 Arbitration. Any claims, disputes or controversies between the parties arising out of or relating to the Contract, or the breach thereof, which have not been resolved in accordance with the procedures set forth in Section 9-4.2 above may be decided by binding or non-binding arbitration. The arbitration shall be conducted in any manner and by any person or arbitration association mutually acceptable to the parties.

2-11.4 Claims Disputes. Any claims of Contractor, as "claims" are defined in California Public Contract Code Section 9204 shall be processed in accordance with that section. Section 9204 provides in relevant part that upon receiving a claim from a contractor, together with reasonable documentation to support the claim, a contracting public entity shall conduct a reasonable review of the claim and, within a period not to exceed 45 days [except as otherwise provided in Section 9204], shall provide the claimant a written statement identifying what portion of the claim is disputed and what portion is undisputed.

Any payment due on an undisputed portion of the claim shall be processed and made within 60 days after the public entity issues its written statement. If the public entity fails to issue a written statement, Section 9-4.3 shall apply. If the contractor disputes the public entity's written response, or if the public entity fails to respond to a claim within the time prescribed, the contractor may demand in writing an informal conference to meet and confer for settlement of the issues in dispute.

Upon receipt of a demand in writing sent by registered mail or certified mail, return receipt requested, the public entity shall schedule a meet and confer conference within 30 days for settlement of the dispute. Within 10 business days following the conclusion of the meet and confer conference, if the claim or any portion of the claim remains in dispute, the public entity shall provide the claimant a written statement identifying the portion of the claim that remains in dispute and the portion that is undisputed.

Any payment due on an undisputed portion of the claim shall be processed and made within 60 days after the public entity issues its written statement. Any disputed portion of the claim of the claim, as identified by the contractor in writing, shall be submitted to nonbinding mediation, with the public entity and the contractor sharing the associated costs equally. The public entity and contractor shall mutually agree to a mediator within 10 business days after the disputed portion of the claim has been identified in writing. If the parties cannot agree upon a mediator, each party shall select a mediator and those mediators shall select a qualified neutral third party to mediate with regard to the disputed portion of the claim. Each party shall bear the fees and costs charged by its respective mediator in connection with the selection of the neutral mediator. If mediation is unsuccessful, the parts of the claim remaining in dispute shall be subject to other applicable procedures.

2-13 DRAWINGS AND SPECIFICATIONS ("RECORD" DRAWINGS). At all times, the Contractor shall maintain at the project a "Record" set of Drawings and Specifications to include all executed addenda, change orders, and field orders.

Prior to each progress payment the Contractor shall deliver to the Engineer, a set of contract drawings with all applicable "as constructed" notes placed/recorded thereon. Failure to provide "as constructed" plans will cause progress payment to be withheld until information is provided to City.

After completion of the work and before final payment, the Contractor shall deliver to the Engineer a complete set of contract drawings with all applicable "as constructed" noted placed/record thereon. The final form and detail of these as constructed plans are subject to the acceptance of the Engineer.

2-14 MARKING REMOVAL. All markings placed by the Contractor, City, and Underground Service Alert (USA) during construction shall be removed at the completion of the work. These markings shall include, but not limited to, paint, stakes, and metal tags.

All cost associated with removal of markings shall be included in the bid prices for the applicable bid items. Failure of the Contractor to remove these markings shall be cause for the City to do the work and withhold the costs from the Contractor's final payment.

SECTION 3 – CONTROL OF THE WORK

3-2 SELF-PERFORMANCE. Contractor shall perform, with its own organization, Contract work amounting to at least 25% of the Contract Price.

3-5 INSPECTION. Inspection shall be made once a day for areas ready for inspection. Areas or items that fail inspection or that are not ready for inspection shall be rescheduled by the contractor.

Inspection of the work shall not relieve the contractor of the obligation to fulfill all conditions and requirements of the contract.

3-6 THE CONTRACTOR'S REPRESENTATIVE. The Contractor shall furnish the Engineer with the name, address and cell/ business/home telephone numbers of the person responsible for the maintenance of barricades, traffic control signs, lights and other safety devices.

3-10 SURVEYING.

3-10.3 Line and Grade. Unless otherwise provided in the Technical Provisions, establishing lines and grades for construction shall be the responsibility of the Contractor, with the following provisions:

All work under this contract shall be built in accordance with the lines and grades shown on the plans. Field survey for establishing these, and for the control of construction, shall be the responsibility of the Contractor. All such surveys, including construction staking, shall be performed on all items ordinarily requiring grade and alignment, at intervals normally accepted by the agencies and trade involved.

The Contractor shall provide a copy of the office calculations and grade sheets to the Agency's Inspector. The Contractor shall be responsible for any error in the finished work, and shall notify the Engineer within 24 hours of any discrepancies or design errors discovered during staking.

Unless a separate bid item is provided, the payment for surveying, construction staking, professional services, office calculations, furnishing all labor, materials, equipment, tools and incidentals, and for doing all work involved shall be considered as included in the various items of work, and no additional compensation will be allowed therefor.

3-10.4 Permanent Survey Markers. The Contractor is required to locate and tie out survey monuments in the project area prior to construction involving street and highways, or City public right of way and to file with the County Surveyor a Corner Record of any such work. Prior to

final payment and the issuance of a completion certificate, the Contractor is required to file a Corner Record for survey monumentation that is replaced. All such survey work shall be performed under the supervision of a California licensed Land Surveyor or a Civil Engineer authorized to perform such work.

The Contractor shall provide the Agency a copy of the office calculations and documents submitted to the County for filing in connection with the aforementioned work.

The payment for surveying, related professional services, office calculation, furnishing all labor, materials, equipment, tools and incidentals, and for doing all work involved shall be considered as included in the various items of work, and no additional compensation will be allowed therefor.

3-12 WORK SITE MAINTENANCE.

3-12.1 General. The Contractor shall keep the work site clean and free from rubbish and debris. The Contractor shall abate dust nuisance by cleaning, sweeping and sprinkling with water in keeping with the AQMD and NPDES requirements. Debris, soil or other matter shall not be washed into storm drains but shall be collected and disposed of in a legal, responsible manner. The construction area shall be cleaned with a power sweeper at the end of every workday and when deemed necessary by the Engineer.

The Contractor shall maintain drainage within and through the work areas. Earth dams will not be permitted in paved areas. Use temporary sandbags to control the site perimeter. At the completion of the project sandbags shall become the property of the City of Gardena and shall be remain in place.

The Contractor shall not spill on haul routes. Any such spillage shall be removed immediately and the area cleaned.

Stockpiling of construction materials or debris on City right-of-way shall be in accordance with the NPDES permit and shall be approved by the inspector. At the completion of work, the Contractor shall thoroughly clean all work areas.

3-12.2 Air Pollution and Surface Maintenance Control. The Contractor shall obtain a construction water meter from Golden State Water including required deposit and fees. The Contractor shall pay for the water used, at the current water rates. All arrangements for construction water shall be made by contractor with Golden State Water at Contractor expense.

3-12.4. Storage of Equipment and Material.

3-12.4.1 General. All costs associated with the disposal of all excavated or demolition materials, including any gate fees, shall be paid by the Contractor. These costs shall be included in the bid price for the applicable bid items.

Prior to any excavated or demolition material being removed from the construction site the Contractor shall notify the City as to the hauling route and destination for disposal. If the location for disposal is other than a county landfill then the Contractor shall provide the City with written permission and release of liability for the City from the owner of the property where the material will be deposited.

<u>The City has an exclusive agreement with Waste Resources, Inc. and no other firm may provide bulk trash bins in the event the work requires this service</u>.

3-12.4.2 Storage in Public Streets. Construction equipment shall not be stored at the

construction site, any public street or publicly owned facilities without approval of the City. Contractor shall store equipment at a contractor's rental yard.

All excavated material that is to be hauled to and disposed of at a County landfill site by the Contractor is subject to a County gate fee based on tonnage.

3-12.5.4 Protection and Restoration of Existing Improvements. Any facilities, structures, water lines, landscaping, surfaces, signs, pavement markings, painted curbs, house numbers, etc., which are damaged during construction shall be restored to the satisfaction of the City. Damaged water lines shall be repaired immediately at no additional cost to the city.

3-12.5.5 Access to Private Property. The Contractor shall be aware that business and residential access must be maintained at all times. The Contractor shall schedule operations to minimize interference with access to private property.

The main access way to any business or home shall not be completely blocked for more than one four-hour period a day except blockage shall be limited to one twenty-four (24) hour period when concrete is poured.

Temporary access ways shall be provided from the street to the main access way of all businesses and homes by use of traffic rated steel plates or any other method approved by the city.

Payment for this item shall be included in the applicable contract work item.

3-13 COMPLETION, ACCEPTANCE, AND WARRANTY.

3-13.3 Warranty. In addition to the guarantees as required in Section 1-7.2 and 3-13.3 of the Standard Specifications, the Faithful Performance Bond shall remain in full force and effect for a period of <u>one year</u> after acceptance of the work by the Agency to insure that defects, which may appear within said period, will be repaired, replaced, or corrected by the Contractor, at his own cost and expense, to the satisfaction of the Engineer within thirty (30) days after written notice thereof by the Agency.

SECTION 4 – CONTROL OF MATERIAL

4-1 GENERAL.

4-1.1 Warranty of Title. No materials, supplies or equipment for the work under this Contract shall be purchased subject to any chattel mortgage or under a conditional sale contract or other agreement by which an interest therein or any part thereof is retained by the seller or supplier.

The Contractor warrants clear and good title to all materials, supplies and equipment installed and incorporated in the work, and agrees upon completion of all work to deliver the premises, together with all improvements and appurtenances constructed or placed thereon by him to the Agency free from any claims, liens, encumbrances or charges, and further agrees that neither he nor any person, firm or corporation furnishing any material or labor for work covered by the Contract shall have any right to a lien upon the premises or any improvement or appurtenance thereon; provided, that this shall not preclude the Contractor from installing metering devices or other equipment of utility companies the title of which is commonly retained by the utility company. Nothing contained in this section, however, shall defeat or impair the right of such persons furnishing materials or labor under any bond given by the Contractor for their protection, or any right under any law permitting such persons to look to funds due the Contractor, which are in the hands of the Agency.

The provisions of this section shall be inserted in all subcontractor's and material contracts, and notice of its provisions shall be given to all persons furnishing materials for the work when no formal contract is entered into regarding such materials.

SECTION 5 – LEGAL RELATIONS AND RESPONSIBLITIES

5-4 INSURANCE. In lieu of Section 5-4 of the Standard Specifications, refer to the City Contract Documents Section, CD-10, for detail requirements.

5-5 ANTITRUST CLAIMS. By entry into this Contract, Contractor hereby acknowledges the terms of Section 7103.5 of the Public Contract Code and hereby offers and agrees to assign to the Agency all rights, title and interest in all causes of action it may have as outlined above.

5-7 SAFETY.

5-7.4 Hazardous Substances. As required by Public Contract Code Section 7104, if this Contract involves digging trenches or other excavations that extend deeper than four (4) feet below the surface, Contractor shall promptly, and prior to disturbance of any conditions, notify the Agency of: (1) any material discovered in excavation that Contractor believes to be a hazardous waste that is required to be removed to a Class I, Class II or Class III disposal site; (2) subsurface or latent physical conditions at the site differing from those indicated by the Agency; and (3) unknown physical conditions of an unusual nature at the site, significantly different from those ordinarily encountered in such contract work. Upon notification, the Agency shall promptly investigate the conditions to determine whether a change order is appropriate. In the event of a dispute, Contractor shall not be excused from any scheduled completion date and shall proceed with all work to be performed under the Contract but shall retain all rights provided by the Contract and by law for making protests and resolving the dispute.

5-7.4.1 Edison Energized Conductors. Contractor hereby promises and agrees that in the performance of the work specified in this Contract, it will employ and utilized only qualified persons, as hereinafter defined, to work in proximity to Edison's secondary, primary and transmission facilities. The term "qualified person" is defined in Title 8, California Administrative Code, Section 2700, as follows:

> "Qualified Person: A person who by reason of experience or instruction is familiar with the operation to be performed and the hazards involved."
>
> Contractor further promises and agrees that the provisions of this section shall be and are binding upon any subcontractor or subcontractors that may be retained by it, and that Contractor shall take such steps as are necessary to assure compliance by said subcontractor or subcontractors with the requirements of this section.

5-7.4.2 Emergency Provisions. Unusual conditions may arise on the work which will require that immediate and unusual provision be made to protect the public from danger or loss or damage to life and property, due directly or indirectly to the prosecution of the work, and it is part of the service required of the Contractor to make such provisions and to furnish such protection.

Whenever, in the opinion of the Agency, an emergency exists of which the Agency is aware and against which the Contractor has not taken sufficient precaution for the safety of the public or the protection of utilities or of adjacent structures or property which may be injured by the progress of construction; and whenever, in the opinion of the Agency, immediate action shall be considered necessary in order to protect public or private personnel or property interests, or

prevent likely loss of human life or damage on account of the operations under the Contract, then in that event the Agency may provide suitable protection to said interests by causing such work to be done and material to be furnished, as in the opinion of the Agency may seem reasonable and necessary, all at the expense of the Contractor.

SECTION 6 – PROSECUTION AND PROGRESS OF THE WORK

6-1 CONSTRUCTION SCHEDULE AND COMMENCEMENT OF THE WORK

6-1.1 Construction Schedule. The Contractor's proposed construction schedule shall be submitted to the Engineer within fourteen (14) calendar days after the date of the contract execution. The schedule shall be supported by written statements from each supplier of materials or equipment indicating that all orders have been placed and acknowledged and setting forth the dates that each item will be delivered.

The Contractor shall include in his bid all costs to perform the work under this contract in stages. The Contractor shall begin and complete work in each stage prior to starting work in subsequent stages unless previous permission is obtained from the Engineer. The contractor shall stage the work to allow parking on the next adjacent streets. Restricting parking on multiple adjoining streets shall require approval of the engineer.

6-1.2 Commencement of the Work. City may establish a Notice to Proceed (NTP) date no later than thirty (30) calendar days after the date of the contract execution. Prior to issuing the Notice to Proceed, the Engineer will schedule a preconstruction meeting with the Contractor to review the proposed construction schedule and delivery dates, arrange utility coordination, discuss construction methods and clarify inspection procedures.

The names, addresses and telephone numbers of the Contractor and subcontractors, or their representatives, shall be filed with the Public Works Manager and the County Sheriff's Department or the City Police Department prior to beginning work.

The Contractor shall also notify the City of Gardena and the owners of all utilities and substructures within the Project area not less than 48 hours prior to starting construction. The following utility companies list of names and telephone numbers is intended for the convenience of the contractor and is not guaranteed to be complete or correct:

COMPANY	***CONTACT***	***TELEPHONE NO.***
Southern California Edison	Tricia Miller	626.533.0640
Southern California Gas	Melissa Fukunaga: Tech Services Planning: Attn - Lead Planner	213.231.7281
AT&T	Terence Little	626.817.4252
	Raymond Dover	310.515.4257
Gardena Police	Dispatch	310.3237911
L.A. County Fire Dept.		310.323.7911
Time Warner Communications	Arturo Fernandez	310.750.9099
Crown Castle	Hector Aguilera	951.454.5111
Waste Resources of Gardena	Lorena Rodriguez	310.366.7600
Golden State Water Co.	Conde Ventura	310.436.6950 x107
	Joseph Salcido	310.660.0320 x101

L.A. County Flood Control	Daryll Chenoweth	626.458.3129
L.A. Sanitation District	Jon Ganz	562.908.4288
Metropolitan Water District	Civil Eng. Substructures Section	213.217.7059
Chevron Pipeline	Dave Zerler	310.669.4014
Underground Service Alert		800.422.4133

The Contractor shall submit periodic Progress reports to the Engineer by the tenth day of each month. The report shall include an updated Construction Schedule. Any deviations from the original schedule shall be explained. Progress payments will be withheld pending receipt of any outstanding reports.

6-1.3 Working Day. The Contractor's working hours shall be limited to the hours between 8:00 A.M. and 4:00 P.M., Monday through Friday except holidays. Deviation from normal working hours will not be allowed unless written permission has been duly obtained beforehand from the office of the City Engineer. The Contractor shall provide adequate light for proper prosecution of the work, for the safety of the workmen and the public, and for proper inspection.

If the Contractor works beyond the allowed working hours without prior written approval from the Engineer, the Contractor may be charged Five Hundred ($500) for each occurrence as required by the Engineer. The amount will be deducted from a progress payment or bond.

Contractor hereby acknowledges and shall be required to comply with the provisions of California Labor Code Section 1810 et seq. According to those sections, eight (8) hours of labor shall constitute a legal day's work. Contractor shall pay to the Agency a penalty of Twenty-Five Dollars ($25.00) for each worker employed in the execution of this Contract by Contractor, or by any Subcontractor, for each calendar day during which such worker is required or permitted to work more than eight (8) hours in any calendar day or forty (40) hours in any one (1) calendar week, except when payment for overtime is made at not less than one and one-half (1-1/2) times the basic rate for that worker.

In the event of either a requested or emergency deviation, inspection service fees will be charged against the Contractor. The service fees will be calculated at overtime rates including benefits, overhead and travel time. The service fees will be deducted from any amounts due to the Contractor.

6-1.4 Notice and Service Thereof. Any notice required or given by one party to the other under the contract shall be in writing and shall be dated and signed by the party giving such notice or by a duly authorized representative of such party. Any such notice shall not be effective for any purpose whatever unless served in the following manner:

Notice shall be given to the Agency by personal delivery thereof to the City of Gardena Engineer or by depositing the same in the United States mail enclosed in a sealed envelope, registered and with postage prepaid, addressed to:

Public Works Department
City of Gardena
1717 W. 162nd Street
Gardena, CA 90247-3778

Notice shall be given to the Contractor by personal delivery thereof to said Contractor or to his authorized representative at the site of the project, or by depositing the same in the United States mail, enclosed in a sealed envelope addressed to said Contractor at the address

established for the conduct of the work under this Contract, postage prepaid and registered.

Notice shall be given to the Surety, or any other person, by personal delivery to said Surety or other person, or by depositing the same in the United States Mail, enclosed in a sealed envelope addressed to such Surety or persons at the address of said Surety or persons last communicated to the party giving the notice, postage prepaid and registered.

Notification of Property Owners and Tenants - The Contractor shall notify each property owner and/or tenant in the project area in writing five (5) working days prior to the start of construction. If pedestrian or vehicular access to private property is to be blocked, the Contractor shall again notify each property owner and/or tenant in writing five (5) working days prior to construction activities. The Contractor shall provide additional notices when a lapse time occurs during each phase/segment work.

The written notice shall be submitted to the Engineer for approval prior to being delivered.

6-2 PROSECUTION OF THE WORK.

6-2.1 Contractor's Responsibility for Work. Until the formal acceptance of the work by the Agency, the Contractor shall have the charge and care thereof and shall, subject to the insurance protection furnished in accordance with the Section 1-7.6 and 5-4 hereof, bear the risk of accident, loss or damage to any part thereof by action of the elements or from any other cause, whether arising from the execution or from the non-execution of the work. The Contractor shall rebuild, repair, restore and otherwise correct damages to any portion of the work occasioned by any of the above causes before its acceptance.

In case of suspension of work from any cause whatsoever, the Contractor shall be responsible for all materials and the proper temporary storage thereof.

6-3 TIME OF COMPLETION.

6-3.1 General. The contract time shall begin per the City's written notification. Work must be completed within working days specified for the project. In addition, the Contractor shall notify the City 24 hours in advance of the actual commencement of work.

No work shall be undertaken during the City's holiday closures. It is the Contractor's responsibility to determine the City's closure dates.

6-9 LIQUDATED DAMAGES. The amount of liquidated damages is hereby amended to **$1,000** for each consecutive calendar day.

SECTION 7 – MEASUREMENT AND PAYMENT

7-1 MEASUREMENT OF QUANTITIES FOR UNIT PRICE WORK.

7-1.2 Method of Measure. The quantities shown on the Bid Schedule are approximate only. The Contractor will be paid for the actual quantities of work based on approved field measurements as provided for in these Specifications. The City reserves the right to increase or decrease the amount of any item or portion of work to be performed or materials furnished, or to delete any item, in accordance with the Specifications. Additional bid item work shall be completed within the total working days in these specifications. Additional working days maybe allowed with the approval of the engineer.

The Contractor shall provide Schedule of Values prior to pre-construction meeting for lump sum bid items.

7-3 PAYMENT.

7-3.2 Partial and Final Payment. The closure date for periodic progress payments will be the twenty-fifth day of each month. Authorization to pay is commonly received on the tenth day of the following month. However, payments will be withheld pending receipt of any outstanding reports required by the Contract Documents.

7-3.3 Delivered Materials. The City will NOT honor or make any progress payments for materials ordered and delivered to the job site by the Contractor unless prior approval is obtained from the Engineer.

7-4 PAYMENT FOR EXTRA WORK.

7-4.3 EXTRA WORK. When work is performed on a "time and materials" basis, the following percentages shall be added to the Contractor's cost and shall constitute the markup for all overhead and profits:

1) Labor 20
2) Materials 15
3) Equipment Rental 15
4) Other Items and Expenditures 15

To the sum of the costs and markups provided for in this section, 1 percent shall be added as compensation for bonding.

When all or any part of the extra work is performed by a Subcontractor, the markup established above shall be applied to the Subcontractor's actual cost of such work. A markup of 10 percent on the first $5,000 of the subcontracted portion of the extra work and a markup of 5 percent on work added in excess of $5,000 of the subcontracted portion of the extra work may be added by the Contractor.

SECTION 8 – FACILITIES FOR AGENCY PERSONNEL

8-2 FIELD OFFICE FACILITIES. The Contractor shall provide the class of field office indicated below:

□ Class "A" □ Class "B" □ Class "C"

In the event none of the boxes are marked above, no specific field office will be required, and the use therefor of any field office will be at the Contractor's discretion. The location of any field office shall be as provided on the plans, in these Specifications or as designated by the Engineer.

END OF GENERAL PROVISIONS

TECHNICAL SPECIFICATIONS
SECTION 01 1000
SUMMARY OF WORK

GENERAL

1.1 SCOPE

A. The Contractor shall provide all materials, labor, tools, plant, supplies, equipment, transportation, superintendence, temporary construction of every nature, and all other services and facilities necessary to complete the construction of replacing exterior light fixtures with LED type and throughout the 3 levels replace existing interior light fixtures with LED type, new switches and occupancy sensors, replacement of existing acoustical ceiling grid system, repair of selected hard ceiling, new HVAC ducts to extend to relocated registers, replacement of existing exhaust fans located on the roof and asbestos & lead abatement including all incidental work described in the contract documents.

B. The scope of work is contained in the contract documents.

C. The scope of work includes, but is not limited to the following:
   1. Replacement of existing suspended ceiling system & selected existing hard ceiling due to water damage at 3 levels.
   2. Replacement of existing interior light fixtures and illuminated exit fixtures with new LED type at selected areas.
   3. New ducts to extend to existing HVAC ducts to accommodate new suspended ceiling layout placement of registers .
   4. New Alert system. Contractor to provide work for low voltage, voice/data/ethernet/speakers, to be provided run new conduits, cat-6 cables, & j-boxes and any needed cabling/power to complete the work.
   5. Exterior work is limited to replacing existing light fixtures with new LED type and replacement of 4 existing exhaust fans that are located at the existing roof with same type and at same location.
   6. Contractor to provide abatement of asbestos and lead as directed by the Clark Seif Clark, INC. revised limited asbestos, lead-based paint, fungal investigation survey report, Appendix A.

D. All work shall be in accordance with applicable codes and local regulations that may apply. In case of conflict in or between the Contract Documents and a governing code or ordinance, the more stringent standard as determined by the Engineer shall apply.

1.2 MISCELLANEOUS CONTRACT EXPENSES

A. The Contractor must include in its bid the cost fees or charges payable to State, local, or special community development agencies unless otherwise stated in the

General Requirements. Contractor will be required to obtain building permits from the City's Building Department as this is a City Public Works Project.

PART 2 - PRODUCTS (Not used)
PART 3 - EXECUTIONI (Not used)

END OF SECTION

TECHNICAL SPECIFICATIONS
SECTION 01 2500
SUBSTITUTION PROCEDURES

PART 1 - GENERAL

1.1 RELATED DOCUMENTS

A. Drawings and general provisions of the Contract, including General and Supplementary Conditions and other Division 01 Specification Sections, apply to this Section.

1.2 SUMMARY

A. Section includes administrative and procedural requirements for substitutions.

B. Related Requirements:

1. Section 01 2976 "Progress Payment Procedures".

2. Divisions 02 through 33 Sections for specific product and manufacturer requirements and for limitations on substitutions.

1.3 DEFINITIONS

A. Substitutions: Changes in products, materials, equipment, and methods of construction from those required by the Contract Documents and proposed by contractor. Substitutions include “or equal” products.

1.4 ACTION SUBMITTALS

A. Substitution Requests: Submit three copies of each request for consideration. Identify product or fabrication or installation method to be replaced. Include Specification Section number and title and Drawing numbers and titles.

1. Substitution Request Form: Use form provided at the end of this Section.

2. Cost and Time. Substitutions are not allowed to add cost to or cause delays to the project.

3. Documentation: Show compliance with requirements for substitutions and the following, as applicable:

a. Statement indicating why specified product or fabrication or installation cannot be provided, if applicable.

b. Coordination information, including a list of changes or revisions needed to other parts of the Work and to construction performed by separate contractors, that will be necessary to accommodate proposed substitution.

c. Detailed comparison of significant qualities of proposed substitution with those of the Work specified. Include annotated copy of applicable

Specification Section. Significant qualities may include attributes such as performance, weight, size, durability, visual effect, sustainable design characteristics, warranties, and specific features and requirements indicated. Indicate deviations, if any, from the Work specified.

d. Product Data, including drawings and descriptions of products and fabrication and installation procedures.

e. Samples, where applicable or requested.

f. Certificates and qualification data, where applicable or requested.

g. Research reports evidencing compliance with building code in effect for Project, from ICC-ES.

h. Contractor certification that proposed substitution complies with requirements in the Contract Documents except as indicated in substitution request, is compatible with related materials, and is appropriate for applications indicated.

i. Contractor waiver of rights to additional payment or time that may subsequently become necessary because of failure of proposed substitution to produce indicated results.

4. Criteria City project manager's Action: If necessary, Criteria City project manager will request additional information or documentation for evaluation within seven (7) days of receipt of a request for substitution. Criteria City project manager will notify contractor of acceptance or rejection of proposed substitution within 15 days of receipt of request, or seven days of receipt of additional information or documentation, whichever is later.

   a. Forms of Acceptance: Change Order, Construction Change Directive, or Criteria Architect's Supplemental Instructions for minor changes in the Work.

1.5 QUALITY ASSURANCE

A. Compatibility of Substitutions: Investigate and document compatibility of proposed substitution with related products and materials. Engage a qualified testing agency to perform compatibility tests recommended by manufacturers.

1.6 PROCEDURES

A. Coordination: Revise or adjust affected work as necessary to integrate work of the approved substitutions.

PART 2 - PRODUCTS

2.1 SUBSTITUTIONS

A. Submit requests for substitution not later than 35 days after the Notice to Proceed.

1. Conditions: Criteria City project manager will consider contractor's request for substitution when the following conditions are satisfied. If the following conditions are not satisfied, Criteria City project manager will return requests without action, except to record noncompliance with these requirements:

   a. Requested substitution is consistent with the Contract Documents and will produce indicated results.

   b. Requested substitution provides sustainable design characteristics that specified product provided.

   c. Substitution request is fully documented and properly submitted.

   d. Requested substitution will not adversely affect contractor/project construction schedule.

   e. Requested substitution has received necessary approvals of authorities having jurisdiction.

   f. Requested substitution is compatible with other portions of the Work.

   g. Requested substitution has been coordinated with other portions of the Work.

   h. Requested substitution provides specified warranty.

   i. If requested substitution involves more than one building material, requested substitution has been coordinated with other portions of the Work, is uniform and consistent, is compatible with other products, and is acceptable by owner & architect.

   j. Requested substitution meets the design intent, quality and function of Owner/City standards. Substitution can be rejected if it does not meet this requirement.

PART 3 - EXECUTION (Not Used)

END OF SECTION

REQUEST FOR SUBSTITUTION

_____

Date

_____

Project Name

_____

Section

_____

Contractor

We hereby submit for your consideration the following product comparisons of the specified item and the proposed substitution:

A. Comparison Specified Item Substitution

1. Product Name/Model _____ _____
2. Manufacturer _____

   Address _____ _____

   Phone Number _____
3. Product Cost _____

   Installation/Labor Cost _____
4. Delivery Time _____

   Installation Time _____
5. Product Characteristics _____
6. Guarantee/Warranty _____
7. UL Rating _____

B. Substantiating Data: Attach manufacturer's literature for both specified item and substitution.

C. Samples: Provide samples for both specified item and substitution.

D. Maintenance Service/Parts:

Name:_____

Address:_____

E. What effect does this substitution have on applicable code requirements?

_____

_____

- Certification of equal performance and assumption of liability for equal performance.
- Contractor shall agree to pay for costs involved in changing the building design; including engineering, drafting and detail cost caused by the proposed substitution.

Submitted by:

_____ _____

Signature Printed Name

_____

Title

_____ _____

Firm Date

_____

Address

_____ _____ _____

Telephone Fax Email

Remarks:

_____

_____

TECHNICAL SPECIFICATIONS
SECTION 01 2976
PROGRESS PAYMENT PROCEDURES

PART 1 - GENERAL

1.1 SUMMARY

A. This Section is to supplemented the General Provisions, Section 7 – Measurement and Payment and Greenbook.
   1. Contractor shall refer to the Bid Schedule and provide schedule of values to supplement.

1.2 RELATED REQUIREMENTS:

A. Section 01 2500 – Substitution Procedures.

B. Section 01 7704 – Closeout Procedures and Training.

PART 2 - PRODUCTS (Not used)

PART 3 - EXECUTION

3.01 SEE GENERAL PROVISIONS FOR CONTROL OF THE WORK AND MEASUREMENT AND PAYMENT.

Each bid item on the Bid Schedule shall be at the contract lump sum price, and shall be full compensation for all labor, materials, tools, equipment and incidentals for completion of entire direct and indirect work specified and related to the project. Contractor shall provide Schedule of Values prior to pre-construction meeting.

END OF SECTION

TECHNICAL SPECIFICATIONS
SECTION 01 3300
SUBMITTAL PROCEDURES

PART 1 - GENERAL

1.1 Schedule of Submittals in additional to GREENBOOK General Provisions, Section 3-8.

A. Prior to pre-construction meeting, the Contractor must submit a Schedule of Submittals, in the format indicated below, in duplicate, listing all items that must be furnished for review and approval by the Engineer. The schedule must indicate the type of items (such as sample, shop drawings, catalog cut, and so forth) and include the scheduled dates of submittal. In preparing the schedule, adequate time (10 days or more exclusive of time in the mail) must be allowed for review and approval and possible resubmittal. Also, the schedule must be coordinated with the approved construction progress chart. The Contractor must revise and/or update the schedule monthly. Such revised schedules must be submitted to the Engineer for approval.

B. Contractor is required to submit subcontractors' info when submitting bid.

C. Schedule of Submittals Format

Project _____

Contract No. _____

Project Description _____

Spec. Section	Spec. Description	Paragraph Number	*Submittal Type	Date		Action Taken	Assigned Number
				Submittal	Returned		

*Submittal Type:

C – Certificate
S – Sample
SD – Shop Drawing
CD – Catalog Data
PL – Spare Parts List
MM – Maintenance Manual

1.2 Shop Drawings and Related Data

A. Prior to submittal, the Contractor must stamp and sign the submittal to indicate that it is in accordance with the contract documents without deviation and has been reviewed and approved by the Contractor. The Contractor must make any corrections required by the Engineer. If the Contractor considers any correction indicated on the drawings to constitute a change to the contract drawings or specifications, notice must be given to the Engineer. Four prints of all approved shop drawings must be given to the Engineer. The approval of the drawings by the Engineer must not be construed as a complete check but indicates only that the submittal appears to comply with the contract documents. Approval of the shop drawings does not relieve the Contractor of responsibility for any error that may exist because the Contractor is responsible for the dimensions and for satisfactory construction of all work. The submission by the Contractor must be accompanied by a transmittal letter in a format approved by the Engineer.

1.3 Material, Equipment, and Fixture Lists

A. When required by the technical provisions, lists of materials, equipment, and fixtures must be submitted by the Contractor in accordance with the requirements specified for shop drawings. The lists must be supported by sufficient descriptive material, such as catalogs, cuts, diagrams, and other data published by the manufacturer, as well as by evidence of compliance with safety and performance standards, to demonstrate conformance to the specification requirements. Catalog numbers alone are not acceptable. The data must include the name and address of the nearest service and maintenance organization that regularly stocks repair parts. No consideration will be given to partial lists submitted from time to time. Approval of materials and equipment is tentative, subject to submission of complete shop drawings indicating compliance with the contract documents.

1.4 Certificates of Compliance

A. Any certificates required for demonstrating proof of compliance of materials with specification requirements, including statements of application, and extended guarantees, must be signed and submitted in quadruplicate to the Engineer at least 10 days before delivery. The Contractor must review all certificates before submissions are made to the Engineer, to ensure compliance with the contract specification requirements and to ensure that the affidavit is properly signed. Each certificate must be signed by an official authorized to certify on behalf of the manufacturing company and must contain the name and address of the Contractor, the project name and location, and the quantity and date or dates of shipment or delivery to which the certificates apply. Copies of laboratory test reports submitted with certificates must contain the name and address of the

testing laboratory and the dates of tests to which the report applies. Certification must not be construed as relieving the Contractor from furnishing satisfactory material if, after tests are performed on selected samples, the material is found not to meet the specific requirements.

1.5 Review of Submittals

A. When submittals are reviewed by others, each submittal must be returned to the Engineer stamped and signed or marked in one of the following ways:
   1. A Action: The Contractor is advised that "A Action" means that fabrication, manufacture, or construction may proceed, provided the work complies with the contract documents.
   2. B Action: The Contractor is advised that "B Action" means that fabrication, manufacture, or construction may proceed, provided the work complies with the notations and the contract documents.
   3. C Action: The Contractor is advised that "C Action" means that no work may be fabricated, manufactured, or constructed and that the Contractor must make a new submittal. Any submission marked "C Action" is not permitted on the site.

B. The "A Action" or "B Action" submittals must be returned to the Engineer. The Contractor is responsible for obtaining prints of them and for distributing them to the field and to subcontractors.

C. In the case of shop drawings in the form of manufacturers' descriptive literature, catalog cuts, and brochures stamped "A Action" or "B Action," returned to the Engineer, the Contractor is responsible for distributing them to the field and to the subcontractors. If the shop drawings are stamped "C Action," the Engineer will provide copies to the Contractor, who must submit new shop drawings to the Engineer.

D. In the case of samples stamped "A Action" or "B Action," the Engineer will provide one of the samples to the Contractor. In the case of samples stamped "C Action," all of the submitted samples must be returned.

1.6 Spare Parts Data

A. Spare parts data must be submitted in quadruplicate.

1.7 Schedule of Values

A. The Contractor must submit a construction cost breakdown using the City Bid Schedule to detail of Schedule of Values. The number of items provided on the Systems Construction Cost Estimate Breakdown form are the minimum required. Additional subdivision of these items may be used by the Contractor.

B. Submit the construction cost breakdown after contract award to the Engineer.

C. Do not delete items from the Schedule of Values form. However, expand the schedule "Description of Work" as necessary to allow evaluation of work or to make progress payments.

D. If the contract price changes, the Schedule of Values must be revised to reflect the change(s) and forwarded to the Engineer.

E. A current Schedule of Values must accompany all Contractor Requests for Payment.

1.8 As-built plans.

A. Contractor to submit as built plans.

B. During construction, maintain as-built redline drawings for all drawings and final as-builds for contractor-generated coordination drawings. Update after completion of commissioning.

PART 2 - PRODUCTS (Not used)

PART 3 - EXECUTION (Not used)

END OF SECTION

TECHNICAL SPECIFICATIONS
SECTION 01 3543
ENVIRONMENTAL PROCEDURES

PART 1 - GENERAL

1.1 Scope

A. The work covered by this section consists of furnishing all labor, material, and equipment and performing all work required for compliance with environmental regulations and preventing pollution during, and as a result of, construction operations under this contract, in addition to those measures set forth in other technical provisions of these specifications.

B. The Contractor and subcontractors must comply with all applicable environmental federal, state, local environmental, health and safety laws and regulations.

1.2 Notification

A. The Contractor must, after receiving a notice of noncompliance with the foregoing provisions, immediately take corrective action. The notice, when delivered to its Contractor or its authorized representative at the site of the work, is deemed sufficient for this purpose. If the Contractor fails or refuses to comply promptly, the Engineer may issue an order stopping all or part of the work until satisfactory corrective action has been taken. No part of the time lost because of any such stop orders may be made the subject of a claim for extension of time or for excess costs or damages by the Contractor unless it is subsequently determined that the Contractor was in compliance.

1.3 Environmental Regulatory Compliance

A. Within 30 days after receiving the notice to proceed or not less than 15 days prior to commencing on-site work, the Contractor must submit any environmental documents that are required by federal, state or local environmental regulations. Plans must be approved by the Engineer prior to commencing on-site work and must describe and include, but is not limited to, the following

1. Waste Minimization and Management Plan must describe how natural resources potentially impacted by construction will be protected or managed; construction wastes will be stored and disposed of or recycled; and pollutants associated with building materials will be controlled. The waste minimization and management section of the plan must also list materials and construction debris to be recycled, and address the disposal of solid and hazardous wastes and materials, including asbestos and lead-based paint. It must also include tables applicable to the reclamation of chlorofluorocarbons (CFCs) and hydrochlorofluorocarbons (HCFCs) in accordance with the City recycling code and 1.4 (B) below.

2. Environmental Compliance Plan must document NEPA compliance by describing mitigation measures to address environmental concerns/sensitive receptors identified in the National Environmental Policy Act (NEPA) document(s) in Section B. 1500, Attachments, and as set out in the mitigation measures in the General Requirements.

1.4 Environmental Site Controls

A. Location of Hazardous Materials: The location of the Contractor's temporary storage of any hazardous materials and/or wastes must be appropriately marked and included in the health and Safety Plan (see Section 1.5 below).

B. Post Construction Cleanup or Obliteration: The Contractor must remove and properly dispose of all signs of temporary construction facilities such as haul roads, work area, structures, foundations of temporary structures, excess or waste materials, or any other vestiges of construction as directed by the Engineer. No separate or direct payment may be made for post construction cleanup and all associated costs must be considered included in the contract price.

C. Dust Control: The Contractor must keep the site free from dust in accordance with applicable regulations.

D. Noise Minimization: The Contractor must perform demolition and construction operations to minimize noise including conducting work during less sensitive hours of the day in accordance with the City's Noise Ordinance.

1.5 Health and Safety

A. Prior to commencing on-site work, the Contractor must submit an Occupational Safety and Health Administration (OSHA) Emergency Action Plan (EAP) to the Engineer to demonstrate compliance by the Contractor and subcontractors with applicable OSHA regulations. If the Contractor is not required by OSHA to develop a written EAP, i.e., if 10 or fewer are employed for the construction project or any other specific regulations identified by OSHA, then the Contractor shall submit to the Engineer a signed letter stating the Contractor shall meet OSHA's EAP requirements in a verbal communication to all employees.

B. Copies of Material Safety Data Sheets (MSDSs) for any hazardous material(s), as defined by OSHA's Hazard Communications Standard, must be included whenever such materials arrive on-site. MSDSs must be kept together and maintained centrally on-site through to project completion. Provide a copy of each MSDS in the Operating and Maintenance Manual. The use of asbestos containing materials, in excess of one percent as defined by US Environmental

Protection Agency regulations, is prohibited in the construction of this project. Provide an executed copy of the “Certificate of Asbestos and Lead-Based Paint (New Work)” in the Operating and Maintenance Manual.

C. The use of lead-based paint is prohibited in the construction of this project.

D. The use of lead-containing solder for plumbing and plumbing fixtures is prohibited in the construction of this project.

E. The Contractor must sign and submit to the Engineer a “Certification of Asbestos and Lead-Based Paint” for this project.

F. See following exhibits for additional information.

PART 2 - PRODUCTS (Not used)

PART 3 - EXECUTION (Not used)

END OF SECTION

Safety and Health and Related Environmental Requirements

The Contractor is required to meet all applicable OSHA, federal, state, and local safety, health, and related environmental requirements in addition to the City requirement listed in this table.	
Issue	**City Requirements**
Asbestos	*Review of Facility Asbestos Survey:* Before any building maintenance, equipment installation, renovation, alteration, demolition, or other project begins, determine whether ACBM will be disturbed. Proper Work Practices: If ACBM is present, follow proper control procedures and work practices. *Consultation With Facility Asbestos Coordinator:* Consult with the facility manager or his or her designee before the start of any work likely to disturb ACBM. Disturbance means activities that crumble or pulverize ACBM or presumed asbestos-containing material (PACM) or generate visible debris. Operations may include drilling, abrading, cutting a hole, pulling cable, and crawling through tunnels or attics and spaces above the ceiling where asbestos is actively disturbed or asbestos-containing debris is actively disturbed. *Asbestos Work Authorization:* You must have an approved Form 8210, *Work Authorization - Asbestos,* before work begins within any building containing asbestos.
Barricades, Barriers, and Warnings	Your barricades must meet the OSHA requirements. In addition, you assume control of your work area during your activities unless otherwise specified in writing by the City Engineer (CE) or City Engineer's representative (CER).
Confined Spaces	Confined space work must meet the OSHA requirements. You must have a comprehensive confined space program that includes a written program, employee training, entry and testing equipment, and rescue capabilities. If you require access to confined space requiring a permit, then the trained, designated City representative must review and approve the project and permit. Entry into other confined spaces must be in accordance with OSHA regulations.
Electrical Work	Lock or rope off work areas involving exposed energized equipment or have an attendant present to prevent accidental contact by unqualified people. Refer to the Barricade section of this guideline for additional information.
Elevated Work and Fall Protection	Follow strictly the applicable OSHA fall protection requirements.
Fire Protection	Do not block, remove, or otherwise prevent City fire extinguishers from being immediately accessible and usable. If a system must be impaired by a scheduled shutdown, notify the Engineer and do not proceed without the Engineer’s authorization.
Hazard Communication	Inform the Engineer before any chemicals are used. Before materials are brought on site, provide material safety data sheets (MSDSs) and an inventory of materials. For projects that are anticipated to use substantial quantities of hazardous materials, you may be required to provide a routing, storage, and waste disposal plan.
Hazardous Materials	Follow all OSHA requirements regarding hazardous materials. Hazardous materials include, but are not limited to, flammable and combustible liquids, gasoline, diesel fuel, motor oil, lubricating oil, hydraulic oil, corrosive cleaners, and battery acid. Provide secondary containment for all containers of liquids that are over 5 gallons in capacity. Immediately report all hazardous material releases ("spills"), regardless of how

	small or where they occur, to the designated Engineer. Releases include solids, liquids, and gases.
Hot Work	Do not begin any hot work until the Engineer has completed and signed a City Hot Work Permit. The permit will be valid for only a single work shift. You must display the permit at the work site. You are prohibited from performing hot work (a) when the City has not authorized it, (b) in locations in which fire protection systems have been impaired, (c) in the presence of explosive or flammable atmospheres, or (d) in locations were large quantities of flammable and combustible materials are unprotected.
Powered Industrial Trucks	Powered industrial trucks and other mobile equipment must follow all traffic rules of the City facility. The maximum speed limit for in-plant powered vehicles is 5 miles per hour. Many work areas have posted speed limits that you must strictly follow. Perform refueling only in authorized locations following safe procedures. As a general rule, the City does not allow gas- or diesel-powered industrial equipment inside City facilities. Coordinate exceptions to the rule through the City safety office.
Ladders	Strictly follow all OSHA requirements regarding ladders. Barricade the ladder use area to prevent contact with mobile equipment and employees.
Lead-Based Paint	*Review of Facility Lead Survey:* Before any construction, alterations, and/or repair activities begin, determine whether LBP will be disturbed. If the painted surface has not been tested, you must have it tested before beginning any activities that could potentially disturb LBP. *Proper Work Practices:* If LBP is present, follow proper control procedures and work practices. *Consultation With Engineer:* Consult with the Engineer before the start of any work likely to disturb LBP. Examples of activities that may affect LBP include paint removal by scraping, sanding, power tools, or heat guns; alterations that include removing drywall, structural steel, or other building materials coated with LBP; welding, cutting, or other hot work on coated metal surfaces; abrasive blasting of mail boxes and other equipment; and moving or cleaning of abrasive blasting enclosures.
Lockout/Tagout	Provide a copy of your lockout/tagout procedures, which must meet or exceed the OSHA Lockout/Tagout standard. You will be given access to and must review the City lockout/tagout program. If you encounter a City lockout/tagout device that prevents the continuation of work, do not make any attempts to remove, tamper with, or bypass the devices. Contact the Engineer and make arrangements to have the lockout device removed in accordance with City lockout removal policies.
Personal Protective Equipment	Before beginning work, evaluate the work area for hazards, determine whether contract employees will be required to use personal protective equipment (PPE) to protect themselves from these hazards, and document the hazard assessment. Wear the PPE required regardless of your perception of hazard potential.
Regulated And Prohibited Materials	*Pesticides.* The City has restricted the use of pesticides. Obtain prior approval of the City environmental compliance coordinator for special cases that may require the use of pesticide treatments. *Seventeen Chemical Prohibition.* Adhere to chemical prohibition policies. Do not use on City property any of the 17 chemicals prohibited by EPA unless the Engineer authorizes its use (each of these chemicals must be authorized separately). The district environmental compliance coordinator can supply the list. *Asbestos-Free Products.* Install no asbestos-containing products or materials in

	City facilities. *Lead.* Apply no lead-based paint in City facilities.
Scaffolding	Follow strictly the applicable OSHA scaffolding requirements. Provide adequate barrier protection around the scaffolding to prevent hazards to City staff.
Walking and Working Surfaces	If the project requires temporary modifications to the means of egress, inform the Engineer before performing such actions, provide appropriate alternative means of egress, and communicated these to all employees.

Emergency Procedures

Preparations for Emergency	Be prepared for emergency situations. Ensure that emergency telephone numbers are site specific, readily available, easily read, and communicated to all employees. Train and authorize employees to implement emergency procedures.
Medical Emergencies	Have procedures and medical supplies to provide emergency medical services for your own personnel. Determine how to contact emergency medical services before work begins, and have on-site capabilities to contact such services immediately.
Fires	See Fire Protection above. In the event of a fire, you must: - Immediately remove personnel from the area or building following City evacuation procedures. - Immediately contact the nearest City employee and inform him or her of the fire. You may also activate an emergency alarm in the area. If no City employees are on-site, immediately contact the local fire department. Personnel trained in the use and limitations of fire extinguishers may attempt to extinguish the fire if it is safe to do so.
Chemical Releases	See Hazardous Materials above. If the event of a hazardous material release, you must: - Immediately remove personnel from the area or building following City evacuation procedures. - Immediately contact the designated City representative and inform him or her of the release. You may also activate an emergency alarm in the area. If no City employees are on-site, immediately contact the local fire department. Contractor personnel should not respond to the release unless specifically trained and protected to perform hazardous material response.
Power Outages	In the event of a power outage, you must: - Immediately stop work and assemble for a head count and possible facility egress. - Inform all contract employees that equipment may automatically restart when power resumes. - Immediately contact the designated City representative and inform him or her of the status of contract work and personnel head count. Relay at this time all hazards created due to the power outage. When power resumes evaluate the status of operations that were being performed relative to hazard potential. For example, the interruption of ventilation in confined spaces may generate atmospheric hazards.
Accident Investigation and Reporting	As soon as is practical after an accident, investigate and document an accident investigation. The documentation must describe the incident and identify the causes and the corrective actions that will prevent future incidents. Report all accidents, whether or not they result in injury. Give the written report to the Engineer within 24 hours of the accident or incident.

CERTIFICATE OF ASBESTOS AND LEAD-BASED PAINT
(New Work)

To: City Engineer

Subject: Certification for new construction

City facility name: _____

City facility address: _____

Certification for new construction:
This Contractor/Owner hereby certifies that no asbestos-containing material in excess of 1 percent as defined by applicable US Environmental Protection Agency regulations, and no lead-based paint has been furnished or installed at the referenced project.

Contractor/Owner name: _____

Signature: _____

Address: _____

_____

Telephone: _____ Date executed: _____

TECHNICAL SPECIFICATIONS
SECTION 01 4000
QUALITY REQUIREMENTS

PART 1 - GENERAL

1.1 Contractor Quality Control

A. Contractor Quality Control: The Contractor is responsible for the overall quality of all its own work and the work performed by their subcontractors working under this contract. The quality of any part of the work installed must not be less than that required by the technical divisions of this specification. If the Engineer determines that the quality of work does not conform to the applicable specifications and drawings, the Contractor will be advised in writing of the areas of nonconformance, and within 7 days the Contractor must correct the deficiencies and advise the Engineer in writing of the corrective action taken.

B. Noncompliance with Quality Control Requirements: Failure of the Contractor to comply with the above requirements may be cause for termination for default as defined in the contract documents.

1.2 Submittals

A. Prior to the start of on-site work, the Contractor must submit to the Engineer a Contractor Quality Control Plan that includes the following information:
   1. Procedures for reviewing coordination drawings, shop drawings, certificates, certifications, or other submittals.
   2. Testing and inspection schedule, keyed to Construction Schedule, indicating tests and inspections to be performed, names of persons responsible for inspection and testing for each segment of work including preparatory, initial, and follow-up.
   3. Proposed forms to be used including Contractor's Daily Report, Contractor Test and Inspection Report and Non-Compliance Check-Off List.

1.3 Quality Control Procedures

A. Monitor quality control over Contractor staff, subcontractors, suppliers, manufacturer's, products, services, site conditions, and workmanship.

B. Comply fully with manufacturer's published instructions, including each step-in sequence of installation.

C. Should manufacturer's published instructions conflict with Contract Documents, request clarification from the Engineer before proceeding.

D. Comply with specified standards as a minimum quality for work, except where more stringent tolerances, codes, or specified requirements indicate higher standards or more precise workmanship.

E. Perform work by persons who are thoroughly qualified and trained in their respective trade, to produce workmanship of specified quality.

F. Perform tests required by governing authorities having jurisdiction and utilities having jurisdiction.

1.4 Testing and Inspection Laboratory Services

A. Quality Assurance:
   1. Comply with requirements of all applicable ASTM standards.
   2. Laboratory: Authorized to operate in State in which Project is located.
   3. Laboratory Staff: Maintain a full-time registered engineer on staff to review services.

1.5 Contractor Field Inspection and Testing

A. Contractor: Test and Inspect work provided under this Contract to ensure work is in compliance with Contract requirements. Required tests and inspections are indicated in each individual Specification Section and shall be performed as required by the City inspector.

B. Preparatory Inspection: Performed prior to beginning work and prior to beginning each segment of work and includes:
   1. Review of Contract requirements.
   2. Review of shop drawings and other submittal data after return and approval.
   3. Examination to assure materials and equipment conform to Contract requirements.
   4. Examination to assure required preliminary or preparatory work is complete.

C. Initial Inspection: Performed when representative portion of each segment of work is completed and includes:
   1. Performance of required tests.
   2. Quality of workmanship.
   3. Review for omissions or dimensional errors.
   4. Examination of products used, connections and supports.
   5. Approval or rejection of inspected segment of work.

D. Follow-Up Inspections: Performed daily, and more frequently as necessary, to assure non-complying work has been corrected.

E. Testing and Inspection: Perform testing and inspection in accordance with requirements in individual Specification Sections.

1.6 Contractor's Daily Report

A. The Contractor shall maintain daily reports, and provide copies to the Engineer if requested, for days that work was performed. Include the following information:
   1. Date, weather, minimum and maximum temperatures, rainfall, and other pertinent weather occurrences.
   2. Daily workforce of Contractor and subcontractors, by trades.
   3. Description of work started, ongoing work, and work completed by each subcontractor.
   4. Coordination implemented between various trades.
   5. Approval of substrates received from various trades.
   6. Nonconforming and unsatisfactory items to be corrected.
   7. Remarks

1.7 Contractor's Test and Inspection Reports

A. Prepare and submit to the Engineer, a written report of each test or inspection signed by Contractor Quality Control Representative performing inspection within 2 days following day inspection was made.

B. Include the following on written reports of inspection:
   1. Cover sheet prominently identifying that inspection "CONFORMS" or "DOES NOT CONFORM" to Contract Documents.
   2. Date of inspection and date of report.
   3. Project name, location, solicitation number, and Contractor.
   4. Names and titles of individuals making inspection, if not Contractor's Project Field Superintendent.
   5. Description of Contract requirements for inspection by referencing Specification Section.
   6. Description of inspection made, interpretation of inspection results, and notification of significant conditions at time of inspection.
   7. Requirements for follow-up inspections.

1.8 Non-Compliance Check-Off List

A. Maintain check-off list of work that does not comply with Contract Documents, stating specifically what is non-complying, date faulty work was originally discovered, and date work was corrected. No requirement to report deficiencies corrected same day it was discovered. Submit copy of Non-Compliance Check-Off List of non-complying work items to the Engineer on a weekly basis.

1.9 Completion and Inspection of Work

A. Prior to final acceptance by the Engineer and issuance of a Certificate of Substantial Completion and/or Notice of Completion, submit a certification signed

by Contractor to the Engineer stating that all work has been inspected and all work, except as specifically noted, is complete and in compliance with Contract Documents.

PART 2 - PRODUCTS (Not used)

PART 3 - EXECUTION (Not used)

END OF SECTION

TECHNICAL SPECIFICATIONS
SECTION 01 5000
TEMPORARY FACILITIES AND CONTROLS

PART 1 - GENERAL

1.1 General

A. The Contractor must provide all temporary facilities and services required to complete the work and to comply with OSHA and other applicable regulations.

B. The Contractor must maintain temporary facilities in a proper, safe, operating and sanitary condition for the duration of this Contract. Upon completion of this Contract, all such temporary work and facilities shall be removed in their entirety.

1.2 Project Sign

A. The Contractor must construct and erect a minimum of two hard hat signs at locations designated by the Engineer. The signs must be erected prior to the commencement of on-site work.

1.3 Temporary Water

A. The City will provide water from the existing services required for construction under this project and will pay all costs in connection with them.

1.4 Temporary Electricity

A. Service Required: The City will provide temporary electric power throughout the construction period from the existing service. Contractor shall be responsible for connection. Contractor to provide power centers for miscellaneous tools and equipment used in the construction work, lighting for safe and adequate working conditions throughout site (at least 1/4 watts of incandescent lighting per square foot, with a socket voltage of at least 110 volts and using 100-watt lamps minimum); power for construction building.

B. Safety: The Contractor must provide and maintain lights and signs to prevent damage or injury and must illuminate all hazardous areas. Safety lights must be operational from dusk to dawn.

C. Requirements of Regulatory Agencies: The Contractor must obtain permits as required by local government authorities, comply with the National Electrical Code, applicable local codes, and utility regulations.

D. Use of Permanent System: The Contractor must regulate any part of the permanent electrical system that is used for construction purposes in order to

prevent interference with safety and with the orderly progress of the work. The Contractor must leave permanent electrical services in a condition as good as new.

E. Materials: The materials may be new or used in the temporary works but must be adequate in capacity for the purposes intended and must not create unsafe conditions or violate the requirements of applicable codes. At the Contractor's option, patented specialty materials may be used if UL-approved.

F. Conductors: The Contractor must use wire, cable, or busses of appropriate type, sized in accordance with the National Electrical Code for the applied loads. Use only UL-approved wire.

G. Equipment: In compliance with NEMA standards, the Contractor must provide an appropriate enclosure for the environment in which the equipment is used.

H. Installation: The Contractor must provide all required facilities, including transformers, conductors, poles, conduits, raceways, fuses, switches, fixtures, and lamps, located so as to avoid interference with cranes and materials-handling equipment, storage areas, traffic areas, and work under other contracts. The Contractor must install all work to have a neat and orderly appearance and to make it structurally sound throughout. The Contractor must maintain it to give continuous service and to provide safe working conditions. The Contractor must modify the service as required by the progress of the job.

I. Removal: The Contractor must remove all temporary equipment and materials upon completion of construction, repair all damage caused by the installation. and restore the area to satisfactory condition.

1.5 Sanitary Provisions

A. The Contractor must provide and keep in neat and sanitary condition conveniences and accommodations for the use of the construction personnel necessary to comply with the requirements and regulations of the local department of health and of other authorities having jurisdiction.

1.6 Approaches and Exits

A. The Contractor must provide all necessary approaches and exits required to properly execute the work.

PART 2 - PRODUCTS (Not used)

PART 3 - EXECUTION (Not used)

END OF SECTION

TECHNICAL SPECIFICATIONS
SECTION 01 6000
PRODUCT REQUIREMENTS

PART 1 - GENERAL

1.1 Product Options and Substitutions

A. Provide Products that comply with Contract Documents, which are undamaged and new at time of installation.

B. Provide Products complete with accessories, trim, finish, safety guards, and other devices and details needed for complete installation and intended use and effect.

1.2 Product Delivery Requirements

A. Transport and handle Products in accordance with manufacturer's instructions, using means and methods that will prevent damage, deterioration and loss, including theft.

B. Schedule Product delivery to minimize long-term storage at the Project sites and prevent overcrowding of construction spaces.

C. Coordinate Product delivery with installation schedule to assure minimum holding time for items that are flammable, hazardous, easily damaged, or sensitive to deterioration, theft, and other losses.

D. Deliver Products to Project site in undamaged condition in manufacturer's original sealed container or other packaging system, complete with labels and instructions for handling, storing, unpacking, protecting, and installing.

E. Promptly inspect shipments to ensure that Products comply with project requirements, quantities are correct, Products are undamaged, and properly protected.

F. Provide equipment and personnel to handle Products by methods to prevent soiling, disfigurement, or damage.

1.3 Product Storage and Handling Requirements

A. Store and protect Products in accordance with manufacturers' published instructions, with seals and labels intact and legible.

B. Store Products subject to damage by elements above ground, under cover in weathertight enclosure, with ventilation adequate to prevent condensation.

Maintain temperature and humidity within range required by manufacturer's published instructions.

C. For exterior storage of fabricated Products, place on sloped supports, above ground.

D. Provide off-site storage and protection when Project site does not permit on-site storage or protection.

E. Cover Products subject to deterioration with impervious sheet covering. Provide ventilation to avoid condensation or potential degradation of Product.

F. Store loose granular materials on solid flat surfaces in a well-drained area. Prevent mixing with foreign matter.

G. Provide equipment and personnel to store Products by methods to prevent soiling, disfigurement, or damage.

H. Arrange storage of Products to permit access for inspection. Periodically inspect to verify Products are undamaged and are maintained in acceptable condition.

PART 2 - PRODUCTS (Not used)

PART 3 - EXECUTION (Not used)

END OF SECTION

TECHNICAL SPECIFICATIONS
SECTION 01 7300
EXECUTION

PART 1 - GENERAL

1.1 Meetings

A. Prior to issuing the Notice to Proceed, the Engineer will schedule a Pre-Construction Meeting with the Contractor to review the proposed construction schedule and delivery dates, arrange utility coordination and clarify inspection procedures.

B. Notwithstanding any other provisions of the contract, the Contractor shall not be obligated to perform any work and the City shall not be obligated to accept or pay for any work performed by the Contractor prior to delivery of the Notice to Proceed. The City's knowledge of work performed prior to the delivery of the Notice to Proceed shall not obligate the City to accept or pay for such work. The Contractor shall provide the required contract bonds and evidences of insurance prior to commencing work at the site.

1.2 Layout of Work

A. The Contractor must lay out its work to match existing or as indicated on the drawings. The Contractor must furnish, at its own expense, all stakes, templates, platforms, equipment, tools, materials, and labor as may be required in laying out any part of the work as indicated on the drawings.

1.3 Contractor's Temporary Use of Facilities and Equipment

A. No new facilities or equipment intended for the permanent installation, including materials-handling vehicles, may be used for temporary purposes unless specified in the contract or unless the Contractor has the written permission of the Engineer.

1.4 Cleaning

A. Cleaning During Construction:

1. Maintain areas free of waste materials, debris, and rubbish. Maintain site in a clean and orderly condition.
2. Remove debris and rubbish from pipe chases, plenums, attics, crawl spaces, and other closed or remote spaces, prior to enclosing the space.
3. Broom and vacuum clean interior areas prior to start of surface finishing, and continue cleaning to eliminate dust.
4. Collect and remove waste materials, debris, and rubbish from site as specified in the Environmental Compliance and Management Plan as required in Section 01 3543 - Environmental Procedures.

B. Final Cleaning:

1. Use cleaning materials and agents recommended by manufacturer or fabricator of surface to be cleaned. Do not use cleaning agents that are potentially hazardous to health or property, or that might damage finished surfaces.
2. Employ experienced workers or professional cleaners for final cleaning. Clean each surface or unit of Work to condition expected from a commercial building cleaning and maintenance program. Comply with manufacturer's published instructions.
3. Complete following cleaning operations before requesting the Engineer’s inspection for Substantial Completion.
   a. Clean Project Site, yard and grounds if applicable, in areas disturbed by construction activities, including landscape development areas, of rubbish, waste materials, litter and foreign substances. Sweep paved areas broom clean. Remove petro-chemical spills, stains and other foreign deposits. Rake grounds that are neither planted nor paved, to a smooth even-textured surface.
   b. Remove tools, construction equipment, machinery and surplus material from Project Site.
   c. Clean exposed exterior and interior hard-surfaced finishes to a dirt-free condition, free of stains, films and similar foreign substances. Avoid disturbing natural weathering of exterior surfaces. Restore reflective surfaces to their original condition.
   d. Remove debris and surface dust from limited access spaces, including roofs, plenums, shafts, trenches, equipment vaults, manholes, attics and similar spaces.
   e. Broom clean concrete floors in unoccupied spaces.
   f. Provide final cleaning, waxing, and buffing of resilient tile, in accordance with manufacturer's requirements.
   g. Clean transparent materials, including mirrors and glass in doors and windows. Remove glazing compounds and other substances that are noticeable vision-obscuring materials. Replace chipped or broken glass and other damaged transparent materials. Polish mirrors and glass, taking care not to scratch surfaces.
   h. Remove labels that are not permanent labels.
   i. Touch-up and otherwise repair and restore marred exposed finishes and surfaces. Replace finishes and surfaces that can not be satisfactorily repaired or restored, or that show evidence of repair or restoration. Do not paint over "UL" and similar labels, including mechanical and electrical name plates.
   j. Wipe surfaces of mechanical and electrical equipment, and other similar equipment. Remove excess lubrication, paint and mortar droppings and other foreign substances.

k. Clean plumbing fixtures to a sanitary condition, free of stains, including stains resulting from water exposure.
l. Replace disposable air filters and clean permanent air filters. Clean exposed surfaces of diffusers, registers, and grills. Clean ducts, blowers, and coils if units were operated without filters during construction.
m. Clean light fixtures, lamps, globes and reflectors to function with full efficiency. Replace burned out bulbs, and defective and noisy starters in fluorescent and mercury vapor fixtures.
n. Leave Project clean and ready for occupancy.

4. Remove temporary protection and facilities installed during construction to protect previously completed installations during remainder of construction.
5. Comply with governing regulations and safety standards for cleaning operations. Remove waste materials from Project Site and dispose of in accordance with requirements of local authorities having jurisdiction.
   a. Where extra materials of value remain after completion of construction have become City property, store these materials as directed by the Engineer.

PART 2 - PRODUCTS (Not used)

PART 3 - EXECUTION (Not used)

END OF SECTION

TECHNICAL SPECIFICATIONS
SECTION 01 7419
CONSTRUCTION WASTE MANAGEMENT AND DISPOSAL

PART 1 GENERAL

1.1 SUMMARY

A. Section includes: Procedures for achieving the most environmentally conscious Work feasible within the limits of the Construction Schedule, Contract Sum, and available materials, equipment, and products.
   1. Participate in promoting efforts of the City Community Development Department's Waste Management and Recycling Plan to create an energy-efficient and environmentally-sensitive structure.
   2. Use recycled-content, toxic-free, and environmentally-sensitive materials and equipment.
   3. Use environmentally-sensitive procedures.
      a. Protect the environment, both on-site and off-site, during demolition and construction operations.
      b. Prevent environmental pollution and damage.
      c. Effect optimum control of solid wastes.

B. Related Documents: The Contract Documents, as defined in Section 01 1000 - Summary of Work, apply to the Work of this Section. Additional requirements and information necessary to complete the Work of this Section may be found in other documents and prevailing City Ordinances.

C. Related Sections:
   1. Section 01 4000 - Quality Requirements: Contractor's Daily Report.
   2. Section 01 5000 - Temporary Facilities And Controls: Temporary ventilation, progress cleaning and waste removal.
   3. Section 01 6000 - Product Requirements: Substitutions.
   4. Section 02 4119 – Selective Structure Demolition.

1.2 DEFINITIONS

A. Adequate ventilation: Ventilation, including air circulation and air changes, required to cure materials, dissipate humidity, and prevent accumulation of dust fumes, vapors, or gases.

B. Construction and demolition waste: Includes solid wastes, such as building materials, packaging, rubbish, debris, and rubble resulting from construction, remodeling, repair, and demolition operations.
   1. Rubbish: Includes both combustible and noncombustible wastes, such as paper, boxes, glass, crockery, metal and lumber scrap, metal cans, and bones.

2. Debris: Includes both combustible and noncombustible wastes, such as leaves and tree trimmings that result from construction or maintenance and repair work.

C. Chemical waste: Includes petroleum products, bituminous materials, salts, acids, alkalis, herbicides, pesticides, organic chemicals, and inorganic wastes.

D. Diversion: Redirection of waste ordinarily deposited in a municipal landfill to a recycling facility or to another destination for reuse.

E. Environmental pollution and damage: The presence of chemical, physical, or biological elements or agents which adversely affect human health or welfare; unfavorably alter ecological balances; or degrade the utility of the environment for aesthetic, cultural, or historical purposes.

F. Hazardous materials: Includes pesticides, biocides, and carcinogens as listed by recognized authorities, such as the Environmental Protection Agency (EPA) and the International Agency for Research on Cancer (IARC).

G. Interior final finishes: Materials and products that will be exposed at interior, occupied spaces; including flooring, wallcovering, finish carpentry, and ceilings.

H. Municipal Solid Waste Landfill: A permitted facility that accepts solid, non-hazardous waste such as household, commercial, and industrial waste, including construction and demolition waste.

I. Packaged dry products: Materials and products that are installed in dry form and are delivered to the site in manufacturer's packaging; including carpets, resilient flooring, ceiling tiles, and insulation.

J. Sediment: Soil and other debris that has been eroded and transported by storm or well production runoff water.

K. Sanitary wastes:
1. Garbage: Refuse and scraps resulting from preparation, cooking, distribution, or consumption of food.
2. Sewage: Domestic sanitary sewage.

L. Wet products: Materials and products installed in wet form, including paints, sealants, adhesives, and special coatings.

1.3 SUBMITTALS

A. Solid Waste Management and Environmental Protection Plan: Prepare and submit at the Preconstruction Meeting a Solid Waste Management and Environmental Protection Plan including, but not limited to, the following:
   1. Procedures for Recycling/Re-Use Program in compliance with the City Community Development Department's Waste Management and Recycling Plan.
   2. Schedule for application of interior finishes.
   3. Revise and resubmit Solid Waste Management and Environmental Protection Plan as required by the City Community Development Department's Waste Management and Recycling Plan.
      a. Approval of the Contractor's Solid Waste Management and Environmental Protection Plan, will not relieve the Contractor of responsibility for adequate and continuing control of pollutants and other environmental protection measures.

B. With each Contractor's Report as specified in Section 01 4000 – Quality Requirements, submit an updated Summary Of Solid Waste Disposal And Diversion. Submit on form in Appendix A of this Section. Include manifests, weight tickets, receipts, and invoices specifically identifying the Project and waste material for:
   1. Municipal Solid Waste Landfills.
   2. Recycling/Reuse Facilities.

C. With Record Submittals as specified in Section 01 7704 - Closeout Procedures and Training, submit the following:
   1. Final Summary Of Solid Waste Disposal And Diversion. Submit on form in Appendix A of this Section.
   2. Resource Conservation and Recovery Act Project Summary. Submit on form in Appendix B of this Section.

PART 2 PRODUCTS - NOT USED

PART 3 EXECUTION

3.1 RECYCLING AND REUSE

A. Collection: Implement a recycling/reuse program that includes separate collection of waste materials of the following types as appropriate to local and regional recycling/reuse facilities:
   1. Metal.
      a. Ferrous.
      b. Non-ferrous.
   2. Debris.

3. Paper/Cardboard.
4. Plastic.
5. Gypsum.
6. Paint.
7. Others as appropriate.

B. Recycling/reuse centers: Contact governmental solid waste offices, Environmental Protection Agency (EPA) regional offices, and applicable non-profit organizations.
   1. Metal.
      a. Ferrous.
      b. Non-ferrous.
   2. Debris.
   3. Paper/Cardboard.
   4. Plastic.
   5. Gypsum.
   6. Paint.
   7. Others as appropriate.

C. Handling:
   1. Clean materials which are contaminated prior to placing in collection containers. Deliver materials free of dirt, adhesives, solvents, petroleum contamination, and other substances deleterious to recycling process.
   2. Arrange for collection by or delivery to the appropriate recycling or reuse facility.

D. Participate in re-use programs: identify local and regional re-use programs, including but not limited to non-profit organizations such as schools, local housing agencies, and public arts programs, that accept used materials. The following are examples for contractor's information only.
   1. National materials exchange network, such as CAL-MAX a free service provided by various state and regional offices, designed to help businesses find markets for materials that traditionally would be discarded. The premise of the program is that material discarded by one business may be a resource for another business.
      a. Items and regions covered by materials exchange programs may vary. Contact the applicable regional materials exchange program. In California, contact CAL-MAX at (916) 255-2369.
   2. Habitat For Humanity, a non-profit housing organization that rehabilitates and builds housing for low income families.
      a. Sites requiring donated materials vary. Contact the national hotline (800) HABITAT.

E. Rebates, tax credits, and other savings obtained for recycled or re-used materials accrue to Contractor.

3.2 ENVIRONMENTAL CONTROLS

A. Protection of natural resources: Preserve the natural resources within the Project boundaries and outside the limits of permanent Work performed under this Contract in their existing condition or restore to an equivalent or improved condition as approved by the Engineer, upon completion of the Work.

1. Confine demolition and construction activities to work area limits indicated on the Drawings and as directed by the Engineer.
    a. Temporary construction: As specified in Section 01 5000 - Temporary Facilities And Controls.
    b. Demolition and salvage operations: As specified in Section 02 4119 - Selective Structure Demolition.
    c. Disposal operations for demolished and waste materials that are not identified to be salvaged, recycled or reused:
        1) Remove debris, rubbish, and other waste materials resulting from demolition and construction operations, from site.
        2) No burning permitted.
        3) Transport materials with appropriate vehicles and dispose off-site to areas which are approved for disposal by governing authorities having jurisdiction.
        4) Avoid spillage by covering and securing loads when hauling on or adjacent to public streets or highways. Remove spillage and sweep, wash, or otherwise clean project site, streets, or highways.
        5) Comply with applicable regulations.
2. Water resources as follows:
    a. Comply with requirements of the National Pollutant Discharge Elimination System (NPDES) and the State Pollutant Discharge Elimination System (SPDES).
    b. Oily substances: Prevent oily or other hazardous substances from entering the ground, drainage areas, or local bodies of water.
        1) Store and service construction equipment at areas designated for collection of oil wastes.
    c. Mosquito abatement: Prevent ponding of stagnant water conducive to mosquito breeding habitat.
    d. Prevent run-off from site during demolition and construction operations.
3. Land resources: Prior to construction, identify land resources to be preserved within the Work area. Do not remove, cut, deface, injure, or destroy land resources including trees, shrubs, vines, grasses, top soil, and land forms without permission from The City.
4. Air Resources: Prevent creation of dust, air pollution, and odors.
    a. Use water sprinkling, temporary enclosures, and other appropriate methods to limit dust and dirt rising and scattering in air to lowest practical level.

1) Do not use water when it may create hazardous or other adverse conditions such as flooding and pollution.

b. Store volatile liquids, including fuels and solvents, in closed containers.

c. Properly maintain equipment to reduce gaseous pollutant emissions.

d. Interior final finishes: Schedule construction operations involving wet products prior to packaged dry products to the greatest extent possible in accordance with the approved City Community Development Department's Waste Management and Recycling Plan.

e. Temporary Ventilation: As specified in Section 01 5000 - Temporary Facilities And Controls, and as follows:

1) Provide adequate ventilation during and after installation of interior wet products and interior final finishes.

2) Provide adequate ventilation of packaged dry products prior to installation. Remove from packaging and ventilate in a secure, dry, well-ventilated space free from strong contaminant sources and residues. Provide a temperature range of 60 degrees F minimum to 90 degree F maximum continuously during the ventilation period. Do not ventilate within limits of Work unless otherwise approved by City Engineer.

f. Pre-occupancy ventilation: After final completion and prior to initial occupancy, provide adequate ventilation for minimum 5 days. Pre-occupancy ventilation procedures:

1) Use supply air fans and ducts only;

2) Temporarily seal exhaust ducts;

3) Temporarily disable exhaust fans;

4) Provide exhaust through operable windows or temporary openings.

5) Provide temporary exhaust fans as required to pull exhaust air from deep interior locations. Stair towers may be used for exhausting air from the building during the temporary ventilation.

6) After pre-occupancy ventilation and prior to final testing and balancing of HVAC system, replace air filters and make HVAC system fully operational.

5. Noise Control: Perform demolition and construction operations to minimize noise. Perform noise producing work in less sensitive hours of the day or week as directed by the Engineer .

a. Repetitive, high level impact noise will be permitted only between the hours permitted in the City Noise Ordinance. Do not exceed the limitations specified by OSHA.

b. Provide equipment, sound-deadening devices, and take noise abatement measures that are necessary for compliance.

END OF SECTION

Appendix A

SUMMARY OF SOLID WASTE DISPOSAL AND DIVERSION

Project Name: _____

Contractor Name: _____ License Number: _____

Contractor Address: _____

Solid Waste Material	**Date Material** Disposed/ Diverted	**Amount Disposed/ Diverted** (ton or cu.yd)	**Municipal Solid Waste Facility** (name, address, & phone number)	**Recycling/Reuse Facility** (name, address, & phone number)	**Comments** (if disposed, state why not diverted)
Metal					
Debris					
Paper/ Cardboard					
Plastic					
Gypsum					
Paint					
Other:					

Signature: _____ Date: _____

TECHNICAL SPECIFICATIONS
SECTION 01 7704
CLOSEOUT PROCEDURES AND TRAINING

PART 1 - GENERAL

1.1 Manuals

A. Purpose: Operation and maintenance manuals are for the training of, and use by, City employees in the operation and maintenance of the systems and related equipment as specified below. The manuals must consist of instruction on systems and equipment. A separate manual or chapter must be prepared for each of the following classes of equipment or system:

1. Electrical systems.
2. Miscellaneous building equipment and systems.

B. Submittal, In both “hard” and electronic flash drive format:

1. Preliminary Submittal: Two draft copies of the completed manuscript for items in this outline must be submitted to the City Engineer for review within 30 days after approval of equipment to be provided. One copy will be returned to the Contractor within 15 days after submittal and, if required, must be revised and resubmitted within 15 days.
2. Final Submittal: four complete sets of manuals must be furnished to the Engineer not later than 30 days before completion of the project.
3. Final Submittal must be accepted by the Engineer before training can begin.

1.2 Other Closeout Submittals

A. Additional requirements for Systems Manuals, Operating Instructions, Warranties, Training and other deliverables are contained in individual Specification Sections. All closeout requirements must be provided to and accepted by the Engineer prior to requesting final payment. Examples of additional closeout requirements include, but are not limited to, the following

1. Final Punch-List with all items certified as complete.
2. Record “As Built” Drawings, the Contractor shall submit certified As-Built Record Drawings and Specifications in the quantities and media specified.
3. Warranty, the Contractor shall submit all transferable guarantees and warranties for equipment, materials and installations furnished by any manufacturer, supplier, or installer.
4. Signed Asbestos and Lead-Based Paint Certificate.
5. Survey Report.
6. Material Safety Data Sheets
7. Signed and sealed Contractor Release of Claims.
8. Payment for items of work covered in the plans specifications Division 1 will be based on the lump sum unit bid price for mobilization. No additional compensation will be allowed.

1.3 MAINTENANCE

A. Extra Materials – Paint, Acoustical Ceiling Tile, or similar finishes: Full-size units equal to five (5%) percent of amount installed for each type, and color, pattern, and dyes. Provide extra material not noted here but reference in other specifications for this project.

PART 2 - PRODUCTS (Not used)
PART 3 - EXECUTION (Not used)

END OF SECTION

TECHNICAL SPECIFICATIONS
SECTION 02 4119
SELECTIVE STRUCTURE DEMOLITION

PART 1 - GENERAL

1.1 SUMMARY

A. Section Includes:
   1. Procedures for demolition and removal of existing building elements.
   2. Removal of designated building equipment and fixtures.
   3. Salvaged items.
   4. Salvaged material.
   5. Salvaged items for re-use.

B. Related Documents: The Contract Documents, as defined in Section 01 1000-Summary of Work, apply to the Work of this Section. Additional requirements and information necessary to complete the Work of this Section may be found in other documents.

C. Related Sections:
   1. Section 01 3543 - Environmental Procedures: Recycling and reuse of waste materials.

1.2 SYSTEM DESCRIPTION

A. The extent of Selective Demolition Work is that Work necessary, and required to facilitate the new construction indicated.

B. Demolition shall be such that all construction, new and existing, can be performed, and completed in accordance with the construction documents.

C. The contractor shall visit the project site and familiarize himself with the existing conditions and project requirements.

D. Verify the scope of the Work under this Section including salvage material. The City will be responsible for removing all materials and equipment which the City wishes to salvage prior to the beginning of this Work.

1.3 QUALITY ASSURANCE

A. Performance Criteria:
   1. Requirements of Structural Work: Do not cut structural work in a manner resulting in a reduction of load-carrying capacity of load/deflection ratio.
   2. Operational and Safety Limitations: Do not cut operational elements and safety-related components in a manner resulting in a reduction of capacities

to perform in a manner intended or resulting in a decreased operational life, increased maintenance or decreased safety.

3. Visual Requirements: Do not cut work which is exposed on the exterior or exposed in occupied spaces of the building in a manner resulting in a reduction of visual qualities or resulting in substantial evidence of the demolition work judged by the Engineer to be cut and patched in a visually unsatisfactory manner.
4. Loading: Do not superimpose loads at any point upon existing structure beyond design capacity including loads attributable to materials, construction equipment, demolition operations and shoring and bracing.
5. Vibration: Do not use means, methods, techniques or procedures which would induce vibration into any element of the structure.
6. Fire: Do not use means, methods, techniques or procedures which would produce any fire hazard unless otherwise approved by the Engineer.
7. Water: Do not use means, methods, techniques or procedures which would produce excessive water run-off, and water pollution.
8. Air Pollution: Do not use means, methods, techniques or procedures which would produce uncontrolled dust, fumes or other damaging air pollution.

1.4 PROJECT SITE

A. Indicated "Existing Construction" was obtained from existing drawings or other information which may not reflect actual conditions. The Contractor shall verify all existing conditions and notify the Engineer of discrepancies before proceeding with the Work.

B. Perform the removal, cutting, drilling, etc., of existing work with extreme care, and using small tools in order not to jeopardize the structural integrity of the building.

C. Occupancy: Contractor shall have full use of the facility during construction.

D. Condition of Structure: The City assumes no responsibility for the actual condition of portions of the structure to be demolished.

E. Partial removal: Items of salvageable value to the Contractor may be removed from the structure as the work progresses if not claimed by the City. Salvaged items must be transported from the site as they are removed.

F. Protection: Make sure that the safe passage of persons around the area of demolition is maintained during the demolition operation. Conduct operations to prevent injury to adjacent buildings, structures, other facilities, and persons.

1.5 PROTECTION OF EXISTING CONSTRUCTION

A. Provide temporary protection of existing construction (floors, roof, and walls) when adjoining new work and in traffic areas.

B. Provide temporary construction, constructed of framing and plywood, to protect existing construction and surrounding surfaces from damage by movement of materials and personnel.

C. The contractor is responsible for all damage to existing structure and shall replace or repair all areas of damage.

D. Repair, replace, or rebuild existing construction as required or as directed which has been removed, altered or disrupted to allow for new construction. Existing construction shall be corrected to match adjacent construction, new or existing.

E. Perform cutting of existing concrete and masonry construction with saws and core drills. Do not use jack-hammers or explosives.

PART 2 - PRODUCTS

2.1 SALVAGED MATERIALS

A. Removed and salvaged materials of value not designated for reinstallation, unless claimed as salvage by the City, shall become the property of the Contractor and shall be removed from the premises by the Contractor and recycled, reused or disposed of as specified in Section 01 3543- Environmental Procedures.

B. The City will remove or, under separate contract, have all materials and equipment which the City requires removed prior to Work under this Section begins.

2.2 SALVAGED ITEMS FOR RE-USE

A. Materials and items scheduled for re-use which are damaged by the contractor to the extent which they cannot be re-used shall be replaced by the Contractor at no additional cost to the City.

PART 3 - EXECUTION

3.1 EXAMINATION

A. Verification of Conditions: Verify that field measurements, surfaces, substrates and conditions are as required, and ready to receive Work.

B. Report in writing to the Engineer prevailing conditions that will adversely affect satisfactory execution of the Work of this Section. Do not proceed with Work until unsatisfactory conditions have been corrected and approved by the Engineer.

C. By beginning Work, Contractor accepts conditions and assumes responsibility for correcting unsuitable conditions encountered at no additional cost to the City.

3.2 PREPARATION

A. Temporary Support: Provide adequate temporary support for work to be cut to prevent failure. Do not endanger other work.

B. Provide adequate protection of other work during selective demolition to prevent damage and provide protection of the work from adverse weather exposure.

3.3 PROCEDURE

A. Employ only skilled tradesmen to perform selective demolition.

B. Cut work by methods least likely to damage work to the retained and work adjoining.

C. In general, where physical cutting action is required, cut work with sawing and grinding tools, not with hammering and chopping tools. Core drill openings through concrete and masonry work.

D. Patch with seams which are durable and as invisible as possible. Comply with specified tolerances for the work.

E. Where selective demolition terminates at a surface or finish to remain, completely remove all traces of material selectively demolished, including mortar beds. Provide smooth, even, substrate transition.

3.4 POLLUTION CONTROLS

A. Use temporary enclosures and other suitable methods to limit the amount of dust and dirt rising and scattering in the air to the lowest practical level. Comply with AQMD standards.

B. Comply with governing authorities pertaining to environmental protection.

C. Clean adjacent portion of the structure and improvement of dust, dirt and debris caused by demolition operations, as directed by the Engineer and governing authorities. Return adjacent areas to its condition prior to the start of the work.

3.5 DISPOSAL OF DEMOLISHED MATERIALS

A. Collect, recycle, reuse, and dispose of demolished materials as specified in Section 01 3543 - Environmental Procedures and as approved by the City.

3.6 SCHEDULE OF SELECTIVE DEMOLITION

A. Electrical Service:
   1. All electrical circuits within the existing structure shall be abandoned from the existing service entrance section, beyond.
   2. Remove all abandoned electrical conduit, boxes, and wiring back to the existing electrical service which is to remain.

B. Provide additional selective demolition as indicated and required by the Contract Documents and as required for indicated new construction.

C. Items for demolition covered under the plans and these specifications include all items detailed in the drawings and other selective demolition required to complete the job.

D. Payment for items of work covered in the plans and Division 2 specification will be based on the lump sum bid price for building demolition and removals, no additional compensation will be allowed.

END OF SECTION

TECHNICAL SPECIFICATIONS
SECTION 02 8200
ASBESTOS-RELATED DEMOLITION WORK

PART 1 - GENERAL

1.1 DESCRIPTION

A. This section consists of furnishing all work necessary to perform asbestos-related demolition of asbestos-containing and/or contaminated materials located within the project limits. All work shall be performed in accordance with all federal, state, and local requirements and statutes. The work specified herein shall be the removal of asbestos-containing materials by persons knowledgeable, qualified, trained, and experienced in the removal, treatment, handling, transportation, and disposal of asbestos-containing material, and the subsequent cleaning of the affected environment. These persons shall comply with all federal, state, and local regulations and mandated work practices, and shall be capable of performing the work in the Contract.

B. The fire station will be in operation. With the exception of the fire engine bays, the entire structure will be vacant. All moveable contents will be removed from the building.

1.2 SCOPE OF WORK

A. General Requirements: Work of this section includes but is not limited to the following:
   1. Obtaining all notifications and permits required to perform the work.
   2. Developing a detailed asbestos-related demolition work plan, including work sequence, work area isolation, HVAC and electrical isolation and decommissioning, asbestos removal methods, and transport/disposal procedures. This work plan shall be coordinated with the lead-related demolition work plan in Section 02081.
   3. Removing and legally disposing of all asbestos-containing materials (ACM) and asbestos contaminated materials disturbed by the project and removed from the project site.
   4. Thoroughly cleaning the area of work and obtaining final visual inspection approval from the Client's Representative. Clearance air monitoring performed by Phase Contrast Microscopy (PCM) (NIOSH Method 7400) will be performed for negative pressure enclosures.
   5. The Contractor shall retain a third-party asbestos consulting firm to perform an exposure assessment and perform exposure monitoring. The third-party consulting firm shall perform monitoring for a minimum of two days while asbestos-related demolition is being performed.
   6. The Contractor shall perform employee exposure monitoring as required by Cal-OSHA during the project.

B. Project Specific Requirements: The Contractor shall remove, transport, and properly dispose of the following materials. Refer to the drawings at the end of this section for the location of the materials referenced below. **It is the abatement contractor's responsibility to verify the quantities and location of all known asbestos-containing materials**.
   1. Approximately one hundred (100) asbestos-containing pipe elbows from above the ceilings on the first and second floor and in the mechanical room in the basement.
   2. Asbestos-containing ceiling tile from the first and second floors of the building. Please note that the ceiling tile containing Amosite asbestos. Approximately 5,000 square feet per floor.

1.3 RELATED WORK

A. SECTION 01 3300 – SUBMITTAL PROCEDURES
B. SECTION 01 4000 – QUALITY REQUIREMENTS

1.4 REQUIRED LICENSURE

A. The prospective Asbestos Abatement Contractor shall provide documentation of current and valid licensing in the State of California in accordance with the provisions of Chapter 9, Division (as amended) of the Business and Professions Code.

B. The prospective Asbestos Abatement Contractor shall provide documentation of current and valid certification in the State of California to perform asbestos-related work by the Contractors' State License Board.

C. The prospective Asbestos Abatement Contractor shall provide documentation of current and valid registration with the California Department of Industrial Relations - Division of Occupational Safety and Health (DOSH) to perform asbestos-related work.

D. Transportation of Friable and Non-Friable Asbestos-Containing Materials: Contractor shall itself be, or have a subcontractor that is, a registered hazardous waste transporter with the State of California, Department of Toxic Substances Control.

1.5 APPLICABLE DOCUMENTS AND REGULATIONS

A. It is the responsibility of the Contractor to know the current regulations controlling work and to perform all related work in accordance with such regulations that provide for worker and public safety against asbestos exposure.

B. The publications listed below form a part of this specification to the extent referenced. The current issue of each document shall govern. Where conflict among requirements or with these Specifications exists, the more stringent requirements shall apply.

CODE OF FEDERAL REGULATIONS (CFR)

29 CFR Part 1910	Occupational Safety and Health Standards for General Industry
29 CFR 1910.1200	Hazard Communications
29 CFR 1910.134	Respiratory Protection
29 CFR 1910.145	Specifications for Accident Prevention Signs and Tags
29 CFR 1910.1020	Access to Employee Medical Records
29 CFR Part 1926	Occupational Safety and Health Regulations for Construction
29 CFR 1926.1101	Construction Standard for Asbestos, Tremolite, Anthophyllite and Actinolite

U.S. ENVIRONMENTAL PROTECTION AGENCEY (EPA)

40 CFR 61 Sub A & B	General Provisions
40 CFR 61 Sub M	National Emissions Standard for Hazardous Air Pollutants (NESHAP)
40 CFR 260	Hazardous Waste Management Systems: General
40 CFR 261	Identification and Listing of Hazardous Waste
40 CFR 262	Standards Applicable to Generators of Hazardous Waste
40 CFR 263	Standards Applicable to Transporters of Hazardous Waste
40 CFR 264	Standards for Owners and Operators of Hazardous Waste Treatment, Storage, and Disposal Facilities
40 CFR 265	Interim Status Standards for Owners and Operators of Hazardous Waste Treatment, Storage, and Disposal Facilities
40 CFR 268	Land Disposal Restrictions
40 CFR 763 Sub G	Worker Protection Rule
40 CFR 763	Asbestos Hazard Emergency Response Act (AHERA)

U.S. DEPARTMENT OF TRANSPORTATION (DOT)

49 CFR 171 & 172	Transportation of Hazardous Waste

NATIONAL FIRE PROTECTION ASSOCIATION (NFPA)

NFPA 701	(1989) Methods of Fire Test for Flame Resistant Textiles and Films

UNDERWRITERS LABORATORIES (UL)

UL 586	(1990) High-Efficiency Particulate Air Filter Units

CALIFORNIA CODE OF REGULATIONS (CCR)

Title 8 5208	General Industry Safety Orders - Asbestos
Title 8 Article 2.5	Registration - Asbestos Related Work
Title 8 5194	Hazard Communication
Title 8 1529	Construction Industry Safety Orders - Asbestos
Title 22 Div. 4 Cpt. 30	Hazardous Waste Handling

CALIFORNIA LABOR CODE	Section 6501.5-6505.5

SOUTH COAST AIR QUALITY MANAGEMENT DISTRICT (SCAQMD)

Rule 1403	Asbestos Emissions from Demolition / Renovation Activities

1.6 NOTIFICATIONS AND PERMITS

A. Contractor shall make all required written notifications or applications to regulatory agencies including the following:

1. South Coast Air Quality Management District; SCAQMD Notification shall be in accordance with Rule 1403.

2. California Division of Occupational Safety and Health; Notification shall be in accordance with Section 341.9 of Title 8 of the California Code of Regulations.

B. Notifying the appropriate City department to obtain permission to discharge filtered waste (shower) water to the sewer system, if applicable.

C. Obtaining any City permits required for asbestos abatement or construction activities.

D. The Asbestos Abatement Contractor shall provide a copy of all notices and permits to the City of Gardena.

1.7 SUPERVISOR/COMPETENT PERSON, FOREPERSON, AND WORKERS

A. The Contractor shall have an Asbestos-Related Demolition Supervisor/Competent Person present at all times while asbestos-related work on this Contract is in progress.

B. The Asbestos Related Demolition Supervisor/Competent Person shall have successfully completed a five (5) day EPA-approved Asbestos Abatement Contractor/Supervisor training course, and be thoroughly familiar and experienced with asbestos removal and related work, and shall be familiar with and enforce the use of all safety procedures and equipment. He/she shall be knowledgeable of all EPA, OSHA, and NIOSH requirements and guidelines.

C. In addition to the Asbestos-Related Supervisor/Competent Person, the Contractor shall furnish one (1) or more forepersons who have successfully completed a five (5) day EPA- approved Asbestos Abatement Contractor/Supervisor training course, and who are familiar and experienced with asbestos abatement and its related work, safety procedures, and equipment.

D. It shall be a requirement of this Contract that the Contractor's Asbestos-Related Demolition Supervisor/Competent Person and one or more of the foremen be onsite at all times while work is in progress. A foreman will be required to conduct inspections of the work practices, and enclosure condition inside the work area at least three (3) times during each work shift.

E. All workers shall, at a minimum have successfully completed a four (4) day EPA-approved Asbestos Abatement Worker training course.

1.8 SUBMITTALS

A. Submit, as applicable, the following to the Client's Representative for approval within 10 days of receiving the Notice to Proceed. These submittals are in addition to those required in Section 01340. These submittals shall be submitted in accordance with Section 01340.

1. Copies of the written notification to the following regulatory agencies:
   a. SCAQMD Rule 1403
   b. California Division of Occupational Safety and Health.
2. Copies of waste haulers Hazardous Waste Transporter Registration and Environmental Protection Agency Acknowledgment of Notification of Hazardous Waste Activity.
3. Identification of the landfill to be used for the disposal of the asbestos-containing waste generated at the project site and the landfill disposal and packaging requirements.
4. A written asbestos abatement work plan identifying work sequence, abatement duration, dust control measures, work area preparation,

personal protection equipment to be utilized, asbestos-containing materials removal procedures, asbestos- containing/contaminated debris cleanup and disposal procedures, and waste handling, storage, and disposal procedures.

5. Manufacturer's certification that HEPA vacuums, differential pressure air filtration devices and other local exhaust ventilation equipment conform to ANSI Z9.2-79.
6. Manufacturer’s product data and material safety data sheet(s) for all chemical products to be used on the site.
7. Identification of the project’s Asbestos Related Demolition Supervisor/Competent Person who meets the requirements of 29 CFR Part 1926.1101 and 8 CCR Part 1529 and is experienced in administration and supervision of asbestos abatement projects, including work practices, protective measures for building and personnel, disposal procedures, etc.
8. Documentation that the Contractor’s employees performing asbestos removal, disposal, and air sampling operations have received training which meets the criteria of the Federal EPA Model Accreditation Plan (40 CFR Part 763, Subpart E, Appendix C).
    a. Training certification shall be provided prior to the start of work involving asbestos abatement, for all of the Contractor’s workers, forepersons, and Asbestos-Related Demolition Supervisors / Competent Persons. Training shall meet the requirements of 29 CFR Part 1926.1101 and 8 CCR Part 1529 and the criteria of the Federal EPA Model Accreditation Plan (40 CFR Part 763, Subpart E, Appendix C). Training shall be provided prior to the time of job assignment and, at least, annually.
9. Documentation from a physician that employees or agents who may be exposed to airborne asbestos fibers in excess of the Permissible Exposure Limit have received medical monitoring to determine whether they are physically capable of working while wearing the respirator required without suffering adverse health effects. Contractor shall be aware of and provide information to the examining physician about unusual conditions in the workplace environment (e.g., high temperatures, humidity, and chemical contaminants) that may impact on the employee's ability to perform work activities. Medical monitoring shall be performed in accordance with the requirements of 29 CFR Part 1926.1101 and 8 CCR Part 1529.
10. Documentation of respirator fit-testing for Contractor employees and agents who must enter the work area. This fit-testing shall be in accordance with qualitative procedures as required by OSHA regulations or be quantitative in nature.
11. Documented NIOSH approvals for respiratory protective devices utilized on site, including manufacturer's certification of HEPA filtration capabilities for cartridges and filters.

B. Upon completion of all asbestos abatement activities, submit to the Client's Representative, documentation that includes, without limitation, the following:
   1. Work area entry/exit logbook. The logbook must record the name, affiliation, time in, and time out for each entry into the work site.
   2. Material Safety Data Sheets (MSDS) for solvents, encapsulants, wetting agents and replacement materials, as necessary.
   3. OSHA required personal air monitoring results.
   4. Accident/incident reports where injury or damage has occurred on or to the Client's property.
   5. Hazardous waste manifests, non-hazardous waste data forms, trip tickets and disposal receipts for asbestos waste materials removed from the work area within 24 hours of the transport. Send to:

Kevin Kwak, P.E. Principal Civil Engineer
City of Gardena Public Works
1717 West 162nd Street Gardena, CA 90247
Phone 310.217.9643
kkwak@cityofgardena.org

1.9 NOTICES AND POSTINGS

A. Post in the decontamination unit, a list containing the names, addresses, and telephone numbers of the Contractor, Client's Representative, Project Environmental Manager, and emergency contact numbers.

B. Additional postings shall include:
   1. Visitor entry and exit log.
   2. Employee daily sign in/out log.
   3. Work area entry and exit procedures.
   4. Emergency procedures.

C. One copy of the Cal-OSHA Regulations

D. Posted Warnings and Notices: The following regulations, warnings, and notices shall be posted at the work site in accordance with 29 CFR Part 1926.1101 and 8 CCR Part 1529.
   1. Warning Signs and Labels: Warning signs shall be provided at building entrances and approaches to asbestos abatement areas. Signs shall be located at a sufficient distance from the asbestos control areas that will allow personnel to read the sign and take the necessary protective actions required before entering the asbestos control area.
   2. Post at least two (2) safety warning signs, in English and Spanish, which follow the "Sample Format Warning Sign" shown below:

Sample Format Warning Sign
Minimum Size - 24” x 36”
Material - Aluminum or Fiberglass
Script:

DANGER

ASBESTOS
CANCER AND LUNG DISEASE HAZARD

AUTHORIZED PERSONNEL ONLY

RESPIRATORS AND PROTECTIVE
CLOTHING AREA REQUIRED
IN THIS AREA

Color - Black Letters on Red Background

1.10 WORK AREA SECURITY

A. The asbestos work control area shall be restricted only to authorize personnel, including Contractor, Contractor's employees, Client’s Representative(s), and state, and local inspectors.

B. Entry into the asbestos work control area by unauthorized individuals shall be reported immediately to the Client’s Representative.

C. Contractor shall be responsible for Project site security during asbestos-related demolition operations in order to protect work efforts and equipment.

1.11 WORK SEQUENCE

A. Work Sequence: The following is the work sequence for the project.
   1. The Test Sections shall be the first work performed by the Contractor.
   2. Following completion of the Test Sections, the Contractor shall perform removal of the asbestos-containing materials interior of the building.
   3. Following completion of the materials on the interior of the building and clearance air sampling, the Contractor shall perform removal of the lead-containing materials as identified in Section 02081.
   4. Lead-related demolition may be performed in conjunction with asbestos-containing roofing material removal as identified in Section 02080.

1.12 PERSONAL PROTECTION AND SAFETY

A. The Contractor alone shall be responsible for the safety, efficiency, and adequacy of his/her appliances, methods, and for any damages which may result from his/her operations, improper construction practices, or maintenance. He shall erect and properly maintain at all times as required by the conditions and progress of the work, proper safeguards for the protection of workmen and the public and shall post warning signs around the job site.

B. Respiratory protection requirements:
   1. All respiratory protection programs shall be established in accordance with the respiratory protection requirements of 29 CFR Part 1910.134, 8 CCR Part 5144, 29 CFR Part 1910.1001, and 29 CFR Part 1926.1101. Copies of these regulations are included herein by reference and shall be considered as a requirement of these Specifications.
   2. All respirators used shall be selected from those approved by NIOSH for use in atmospheres containing asbestos fibers.
   3. Work activities associated with the removal of asbestos-containing materials (i.e., ceiling tiles) shall be conducted in a minimum of Powered-Air Purifying Respirator (PAPR) respirators with P-100 filters.

C. Provide workers and authorized visitors with sufficient sets of protective full body impervious protective clothing. Such clothing shall consist of full body coveralls and headgear. Provide eye protection and hard hats as required by applicable safety regulations. Reusable type protective clothing and footwear shall be left in the equipment room until the end of the asbestos abatement work, at which time such items shall be disposed of as asbestos waste, or shall be thoroughly cleaned of all asbestos or asbestos-containing material. Disposable type protective clothing, headgear, and footwear may be provided.

D. Provide and post, in the equipment room and the clean room, the decontamination and work procedures to be followed by workers and authorized visitors as described in these Specifications.

E. Worker Protection Procedures:
   1. Each worker and authorized visitor shall, upon entering the job site remove street clothes in the clean room and put on a respirator and clean protective clothing before entering the equipment room or the work area.
   2. All workers and authorized visitors shall, each time they leave the work area; remove gross contamination from clothing before leaving the work area; proceed to the equipment room and remove all clothing except respirators; still wearing the respirator proceed to the showers, clean the outside of the respirator with soap and water while showering; remove the respirator; thoroughly shampoo and wash themselves.
   3. Following showering and drying off, each worker and authorized visitor shall proceed directly to the clean room and dress in clean clothes at the end of each day's work, or before eating, smoking, or drinking. Before

reentering the work area from the clean room each worker and authorized visitor shall put on a clean respirator and shall dress in clean protective clothing.

4. Contaminated work footwear shall be stored in the equipment room when not in use in the work area. Upon completion of asbestos abatement, the footwear will either be disposed of as contaminated waste, or will be bagged and sealed for use at another abatement project.
5. Workers removing waste containers from the equipment decontamination enclosure shall enter the holding area from outside wearing a respirator and dressed in clean disposable coveralls. No worker shall use this system as a means to leave or enter the washroom or the work area.
6. Workers shall not eat, drink, smoke, or chew gum or tobacco while in the work area.
7. Workers shall be fully protected with respirators and protective clothing from the time of first disturbance of asbestos-containing or contaminated materials prior to commencing actual asbestos abatement and until final cleanup is completed.

F. If evacuation of the work area is required by contaminated personnel due to an emergency, all work efforts shall stop, and all forces shall be directed at minimizing the area contamination, cleanup operations, and first-aid procedures. These activities shall be noted in the daily logbook.

G. During work activities requiring decontamination procedures, the Contractor shall provide a means of communication for the workers inside the work area without requiring personnel to enter or leave the work area. The method of communication shall be a two-way radio, localized wire-connected telephone, or similar system. This communication system shall remain intact until the final isolation plastic is removed. Then all equipment shall be wiped down; HEPA vacuumed or disposed of as asbestos-contaminated material.

H. Adequate shower facilities shall be provided by the Contractor. An employee leaving the work area shall follow all decontamination procedures necessary or as described herein.

PART 2 - PRODUCTS

2.1 MATERIALS

A. Handling and Storage:
   1. Deliver all materials to the project in the original package(s), container(s), or bundle(s) bearing the name of the manufacturer, brand name and the model number.

2. Store all materials subject to damage off the ground, away from wet or damp surfaces, and under cover sufficient to prevent damage or contamination.
3. Damaged or deteriorating materials shall not be used and shall be removed from the premises. Material that becomes contaminated with asbestos shall be disposed of in accordance with the applicable regulations.

B. Plastic (Polyethylene) Sheeting: Provide 6-mil thickness or greater polyethylene sheeting as specified in sizes to minimize the frequency of joints. Fire retardant polyethylene sheeting is required.

C. Tape: Provide two inch or wider duct tape capable of sealing joints of adjacent sheets of polyethylene and for attachment of polyethylene sheets to finished or unfinished surfaces of dissimilar materials. Duct tape shall be capable of adhering under both dry and wet conditions, including use of amended water.

D. Spray Cement: Provide aerosol-based spray cement specifically formulated to stick tenaciously to sheet polyethylene.

E. Surfactant: Provide a 50 percent polyoxyethylene ether and 50 percent polyoxyethylene ester, or equivalent and mix with water to provide a concentration of one ounce surfactant to 5 gallons of water.

F. Impermeable Containers: Provide impermeable containers suitable to receive and retain any asbestos-containing or contaminated materials until disposal at Disposal Site labeled in accordance with OSHA Regulation 29 CFR 1910.1101, DOT 49 CFR 171-177, Title 8 CCR and SBACPD. Containers must be both air and watertight and must be resistant to damage and rupture. Plastic bags shall be a minimum of 6-mil thick.

G. Warning Labels and Signs: Provide warning labels and signs as required by OSHA Regulation 29 CFR Part 1910.1101, Title 8 CCR Part 1529 and SBAPCD Rule 1001.

H. Other Materials: Provide all other materials, such as lumber, nails and hardware, which may be required to construct and dismantle the decontamination area and the barriers that isolate the work area.

I. Solvents used for the removal of resilient flooring mastics shall be low-odor.

2.2 TOOLS AND EQUIPMENT

A. Provide all tools and equipment necessary to perform the required asbestos removal/abatement.

B. Air Filtration Equipment: High Efficiency Particulate Air (HEPA) filtration systems shall be equipped with filtration equipment in compliance with ANSI Z9-2-79,

local exhaust ventilation. No air movement system or air filtering equipment shall discharge unfiltered air outside the work area. A pressure differential system shall be established in the work area continuously (24 hours per day) from the start of the work in the area until the area has been decontaminated and certified as such by the required testing. The system shall produce a minimum of four filtered air changes per hour in the work area and maintains a pressure differential of 0.020-inches water gauge between the inside and outside of the work area. All filtered, exhausted air shall be discharged outside the building away from any building air- intake devices (unless stated otherwise).

C. Manometer: A continuous recording monitor shall measure and record the difference in air pressure between that inside the work area from that outside the work area. The recording system shall be accurate to the nearest 0.001 inches of water pressure differential and be equipped with an alarm that sounds if the difference becomes less than 0.020-inches water gauge.

PART 3 - EXECUTION

3.1 ASBESTOS REMOVAL PREPARATION PROCEDURES

A. General Work Area Preparation: Contractor shall perform the following general work area preparation procedures prior to commencement of any abatement activities:

1. Danger signs meeting the specifications of 29 CFR Part 1926.1101 and 8 CCR 1529 shall be posted at any location and approaches to locations where airborne concentrations of asbestos may exceed ambient background levels. Signs shall be posted at a distance sufficiently far enough away from the work area to permit an employee to read the sign and take the necessary protective measures to reduce or avoid exposure. Additional signs may need to be posted following construction of workplace enclosure barriers. The signs shall be in accordance with Article 1.09.D.2 of this Section.
2. Asbestos handlers shall don personnel protective equipment as required in Article 2.02 of this Section.
3. Contractor shall shut down and lock out electric power to work areas, where necessary, to provide a safe work environment. Contractor shall provide temporary power source and equipment, including ground faulting, in compliance with all applicable electrical code requirements and Cal-OSHA requirements for temporary electrical systems. The Contractor shall utilize a licensed electrician to perform all electrical power shut down and temporary power installation. All electrical equipment used during the removal of asbestos-containing materials shall be connected to a Ground Fault Interrupted (GFI) circuit.

4. Heating, ventilation, and air-conditioning (HVAC) system components that supply return, or that passes through the work area shall be shut down and locked out.
5. The Contractor shall isolate the asbestos removal work areas from other occupied areas of the building. Windows, doorways, corridor entrances, drains, ducts, grilles, grates, diffusers, and any other opening between the work area and areas outside of the work area (including the outside of the building, tunnels, and crawl spaces) shall be critically sealed with two layers of 6-mil polyethylene sheeting and duct tape.
6. Emergency and fire exits from the work areas shall be maintained and adequately marked. Alternative exits shall be established that are satisfactory to the Consultant and local fire regulations.
7. Contractor shall construct and maintain at least one three-stage decontamination unit. This decontamination unit shall be constructed in accordance with the requirements set forth in Article 3.02 of this Section. The asbestos worker wash/decontamination station may be used as the lead worker wash/decontamination station.

B. Ceiling Tile Procedures:
1. Two layers of 6-mil plastic sheeting on the walls and floors.
2. Install worker decontamination unit described in Article 3.02 or as agreed upon with the Project Environmental Manager.
3. A pressure differential system shall be established that produces a minimum of four filtered air changes per hour in the work area and maintains a pressure differential of 0.02-inch water gauge between the inside and outside of the work area. The pressure differential system shall not be exhausted into occupied areas of the building.
4. Asbestos-containing material shall be sprayed with amended water using spray equipment capable of providing a low-pressure application.
5. Wetted material shall be manually demolished using hand equipment.
6. Cleanup shall proceed in accordance with Article 3.08 - Cleanup Procedures.

C. Pipe Elbow/Fitting Insulation
1. Floors and walls shall be covered with two layer of 6-mil polyethylene sheeting.
2. The area around where pipe fitting insulation will be removed using glove bags shall be isolated with a full containment or mini-enclosure. The walls or the full containment or the walls of the mini-enclosure shall be constructed with one layer of 6-mil polyethylene sheeting.
3. Install worker decontamination unit described in Article 3.02 or as agreed upon with the Project Environmental Manager.
4. A pressure differential system shall be established that produces a minimum of four filtered air changes per hour in the work area and maintains a pressure differential of 0.02-inch water gauge between the

inside and outside of the work area. The pressure differential system shall not be exhausted into occupied areas of the building.

5. Glove bags shall be installed in accordance with the procedures outlined in 29 CFR 1926.1101.

3.2 WORKER DECONTAMINATION ENCLOSURE SYSTEMS

A. At least one worker decontamination enclosure system shall be provided on the site that is easily accessible from each of the asbestos removal work areas. The asbestos worker decontamination enclosure system may also be used for the lead worker decontamination system.

B. Worker decontamination enclosure systems constructed at the worksite shall utilize 6-mil opaque black or white polyethylene sheeting or other acceptable materials for privacy.

C. The worker decontamination enclosure system shall consist of at least a clean room, a wash station, and an equipment room, each separated from the other by curtained doorways.

D. Entry to and exit from all decontamination enclosure system chambers shall be through curtained doorways consisting of two sheets of overlapping polyethylene sheeting. One sheet shall be secured at the top and left side, the other sheet at the top and right side. Both sheets shall have weights attached to the bottom to ensure that they hang straight and maintain a seal over the doorway when not in use. Doorway designs, providing equivalent protection and acceptable to the Consultant, may be utilized.

E. Pathways into (from clean to contaminated) and out of (contaminated to clean) the work area shall be clearly designated.

F. The clean room shall be sized to adequately accommodate the work crew. The clean room shall also provide shelves for storing respirators and a location for posting notices.

G. The wash station shall have water and soap for washing away asbestos contamination. The wash station shall have a drain pan to collect wastewater.

H. The equipment room shall be used to disrobe for washing at the wash station. A drum lined with a labeled 6-mil polyethylene bag for collection of disposable clothing shall be located in this room.

3.3 EMERGENCY EXITS

A. Emergency exits shall be established and clearly marked with duct tape arrows or other effective designations to permit easy identification and location by the workers from anywhere within the work area. Emergency exits shall be secured to prevent access from uncontaminated areas and still permit emergency exiting. Emergency exits shall be properly sealed with 6-mil polyethylene sheeting that can be cut to permit egress, if needed. These exits may be the worker decontamination enclosure, the waste pass-out airlock, and/or other alternative exits satisfactory and in compliance with local fire regulations. Where emergency exits are sealed, an instrument capable of cutting the polyethylene barrier shall be installed on both sides of the barrier, to allow for immediate exit from the work area in the event of an emergency.

3.4 MAINTENANCE OF WORKPLACE BARRIERS

A. Following completion of the construction of polyethylene barriers and decontamination system enclosures, adequate settling time shall be required to ensure that barriers will remain intact and secured to walls and fixtures before beginning actual abatement activities.

B. Workplace barriers shall be visually inspected at the beginning of each work period or shift by the Supervisor/Competent Person.

C. Damage and defects in the enclosure system shall be repaired immediately upon discovery. This information shall also be noted in the Contractor's daily log.

D. At any time during the abatement activities after barriers have been erected, if visible material is observed outside of the work area or if damage occurs to barriers, work shall immediately stop, repairs made to barriers, and debris/residue cleaned up using appropriate HEPA- vacuuming and wet-mopping procedures. This information shall also be noted in the Contractor's daily log.

3.5 COMMENCEMENT OF WORK SHALL NOT OCCUR UNTIL

A. Enclosure systems have been constructed and tested.

B. At least one three-stage decontamination unit with wash station is operational. This decontamination unit can be the same as the lead-related demolition decontamination unit.

C. Pressure differential systems are functioning adequately.

D. Pre-abatement submissions, notifications, and permits have been provided and are satisfactory to the Client's Representative.
E. Equipment for abatement, cleanup, and disposal are available.
F. Worker training, medical examination, and respirator fit testing (and certification) is completed or applicable, current documentation of this information is provided. This information shall also be provided for new workers on the first day they arrive at the work site.

G. Glove bags have been smoke tested.

H. Contractor receives permission from the Consultant to commence asbestos-related demolition work.

3.6 WORKPLACE ENTRY AND EXIT PROCEDURES

A. General: The following procedures shall be followed prior to entrance into any regulated asbestos work area:
   1. Personnel who enter the work area shall sign the entry log upon entry and exit.
   2. Personnel, before entering the work area, shall read and be familiar with posted regulations, personal protection requirements (including workplace entry and exit procedures), and emergency procedures.
   3. Personnel shall wear appropriate respiratory protection and disposable coveralls, head covering, and foot covering. Hardhats, eye protection, and gloves shall also be utilized, as required. Clean respirator filter cartridges and protective clothing shall be provided and utilized by each person for each separate entry into the work area.
   4. Personnel wearing designated personal protective equipment shall proceed to the work area.
   5. To exit the work area, personnel shall proceed to the equipment room where they shall remove protective equipment, except respirators, and deposit disposable clothing into appropriately labeled containers for disposal.
   6. Clothing or footwear worn into a regulated work area will not be permitted out of the regulated work area.
   7. Reusable, contaminated footwear shall be stored in the equipment room when not in use in the work area. Upon completion of abatement, it shall be disposed of as asbestos- contaminated waste. (Rubber boots may be decontaminated at the completion of the abatement for reuse).

B. Ceiling Tile and Glove Bag Removal Work Area Entry and Exit Procedures:
   1. Asbestos handlers involved in ceiling tile and glove bag removal procedures shall wear two disposable suits appropriate for the work, including gloves, hood and footwear, and appropriate respiratory protective equipment. Hard hats, eye protection, and gloves shall also be utilized as

required. Clean respirators and protective clothing shall be provided and utilized by each person for each separate entry into the work area.

2. The double layer personal protective equipment shall be used throughout the procedure if a decontamination unit with a shower room is not contiguous to the work area. Upon exiting the work area and entering the change room, the worker shall HEPA vacuum and wet clean the outer suit and dispose of it as asbestos-contaminated waste. Workers shall then proceed to an operational three-stage decontamination unit to remove and dispose of the second suit, shower, and change into street clothes.

3.7 ASBESTOS-CONTAINING MATERIAL REMOVAL PROCEDURES

A. General

1. Work area shall be cleaned and isolated in accordance with the procedures set forth in Article 3.01 of this Section.
2. Waste containers for floor tile and mastic and roofing material shall be sealed when full. Bags shall not be overfilled. Bags shall be securely sealed to prevent accidental opening and leakage by tying the tops of bags in an overhand knot or by taping in gooseneck fashion. Bags shall not be sealed with wire or cord.

B. Ceiling Tile Removal Procedures:

1. Asbestos-containing ceiling tile mastic shall be sprayed with amended water, using spray equipment capable of providing a low-pressure application.
2. Wetted asbestos-containing ceiling tile mastic shall be removed using methods to minimize the breakup of the material such as manual scrapers. The ceiling tile mastic shall not be rendered friable during the removal. Waste materials shall immediately be packed in 6-mil, properly labeled, plastic bags as it is removed. Material shall not be allowed to drop to the floor. The waste bags shall then be placed in labeled containers for transport. Material shall not be allowed to dry out prior to insertion into the container.
3. In lieu of removing the ceiling tile mastic from the ceiling substrate, the ceiling assembly may be removed with the ceiling tile mastic still adhered. The ceiling waste shall immediately be placed into 6-mil plastic bags.
4. Cleanup shall proceed in accordance with Article 3.08 - Cleanup Procedures.
5. After the work area surfaces have been rendered free of visible residues, a thin coat of an approved encapsulating agent shall be applied to seal in nonvisible residue.
6. Dispose of all asbestos containing/contaminated waste in accordance with Article 3.10 - Disposal Procedures.

C. Pipe Insulation Removal Procedures:

1. Glove bags shall be installed so that they completely cover the piping and other structures where asbestos work is to be done. Glove bags shall be installed by cutting the sides of the glove bag to fit the size of pipe or opening from which asbestos is to be removed. The glove bag is attached to the pipe by folding the open edges together and securely sealing them with tape. All openings in the glove bag must be sealed with duct tape or equivalent material. The bottom seam of the glove bag must also be sealed with duct tape or equivalent to prevent any leakage from the bag that may result from a defect in the bottom seam.
2. Asbestos-containing pipe insulation shall be thoroughly wet with amended water.
3. Asbestos-containing pipe insulation contained within the glove bag shall be removed manually, utilizing appropriate hand tools.
4. The removed asbestos waste and other structures that have fallen into the enclosed bag must be maintained in a wet state.
5. After removal of the asbestos-containing pipe insulation, the piping and other structures from which the asbestos has been removed must be thoroughly cleaned with a polyethylene brush and wet wiped until no traces of asbestos debris can be seen. Non- asbestos insulation, if present, must be cut back a minimum of three inches from where it comes into contact with any asbestos-containing material.
6. When the asbestos removal and encapsulation have been completed, a vacuum hose from a HEPA-filtered vacuum must be inserted into the glove bag through the appropriate port to remove any air in the bag that may contain asbestos fibers. When the air has been removed from the bag, the bag should be squeezed tightly (as close to the top as possible), twisted, and sealed with dust tape in order to keep the asbestos-containing materials safely in the bottom of the bag. The HEPA vacuum can then be removed from the bag, and the glove bag itself can be removed from the work area to be disposed of properly.
7. After the work area surfaces have been rendered free of visible residues, a thin coat of a satisfactory encapsulating agent shall be applied to seal in nonvisible residue.
8. Cleanup shall proceed in accordance with Article 3.08 - Cleanup Procedures.
9. Dispose of all asbestos containing/contaminated pipe fitting waste as hazardous waste in accordance with Article 3.10 - Disposal Procedures.

3.8 CLEANUP PROCEDURES

A. General

1. Visible accumulations of ACM and asbestos-contaminated debris shall be removed and containerized utilizing nonmetallic tools (squeegees, shovels, and the like). Surfaces in the work area shall then be wet cleaned. Equipment used in the work area shall be included in the cleanup, and shall

be removed from work areas via the decontamination enclosure system or waste load-out, at appropriate times in the cleaning sequence.

2. None of the procedures described in this Article relieve the Contractor of the responsibility to meet the final clearance criteria as established by this Section.

B. Ceiling Tile Removal Cleanup Procedures:

1. The windows, doors, and HVAC vents shall remain sealed, and any HEPA-filtered pressure differential systems, waste load-out, and decontamination enclosure systems shall remain in service.

2. The work area and other contaminated areas shall be cleaned utilizing HEPA-filtered vacuum equipment and wet-wiping techniques. After completion of the cleaning operation, a complete visual inspection of the work shall be conducted with the Consultant to ensure that the work area is free of visible asbestos debris. A final check shall be made for asbestos debris, and further cleaning will be conducted as necessary. The Consultant shall be notified 24 hours in advance of the requirement for a visual inspection.

3. Upon completion of the cleaning operation, Contractor shall notify the Consultant that the negative pressure enclosure work areas are ready for review and clearance air monitoring. The negative pressure enclosure areas shall be cleaned until they pass the Clearance Air Monitoring Standard. The Consultant will require up to one 8-hour shift to complete clearance air monitoring following successful completion of the visual inspection.

4. Upon notification from the Consultant that the negative pressure enclosure work area has passed the standard for clearance air monitoring, the Contractor shall remove remaining polyethylene sheeting, isolation and/or critical barriers, decontamination unit, dismantle negative air pressure devices, and remove asbestos warning signs/ribbon.

C. Pipe Insulation Removal Clean Up Procedures:

1. All critical barriers shall remain sealed, and any HEPA-filtered pressure differential systems, waste load-out, and decontamination enclosure systems shall remain in service.
2. The work area and other contaminated areas shall be cleaned utilizing HEPA-filtered vacuum equipment and wet-wiping techniques. After completion of the cleaning operation, a complete visual inspection of the work shall be conducted with the Consultant to ensure that the work area is free of visible asbestos debris. A final check shall be made for asbestos debris, and further cleaning will be conducted as necessary. The

Consultant shall be notified 24 hours in advance of the requirement for a visual inspection.

3.9 CLEARANCE AIR MONITORING

A. The following clearance air monitoring procedures will be used in negative pressure enclosure work areas.
   1. After completion of cleanup operations, Contractor shall notify the Consultant that the work areas are ready for clearance air monitoring. Notification shall be a minimum of 24 hours prior to the need for clearance air monitoring. Final clearance air monitoring shall be conducted only after the procedures set forth in Article 3.08 of this Section have been completed, the area has been satisfactorily cleaned and encapsulated, and the abatement area has been thoroughly dried.
   2. The Consultant shall conduct the final clearance air monitoring by collecting and analyzing a minimum of two air samples per work area utilizing the methods set forth in NIOSH Method 7400. Clearance air monitoring may require up to one work shift to complete. The Consultant, at its discretion, may perform aggressive clearance air monitoring including blowing the area with a leaf blower and running fans while the air sampling pumps are running.
   3. Clearance of a work area shall be achieved when each sample taken within the contained work area indicates airborne fiber concentrations of less than 0.01 fibers per cubic centimeter, as determined by phase contrast microscopy.
   4. Abatement areas not achieving clearance shall be recleaned using procedures set forth in Article 3.08 of this Section, and retested until clearance is achieved. The cost of additional samples, consultant air monitoring fees, and labor for re-cleaning the work areas that fail final air clearances shall be paid for by the Contractor.

3.10 DISPOSAL PROCEDURES – HAZARDOUS WASTE

A. As the work progresses, to prevent exceeding available storage capacity on site, sealed and labeled containers of asbestos-containing waste shall be removed and transported to the prearranged disposal location.
B. Unless other arrangements are made satisfactory to the Consultant, bagged or wrapped material shall be removed from the work areas and placed in a Contractor-supplied dumpster a minimum of every day. The dumpster shall be marked with asbestos warning signs and be locked at all times when not in use. When a dumpster is full, it shall be removed from Consultant property by the end of the next business day.
C. Disposal shall occur at an authorized site, in accordance with regulatory requirements of NESHAPs and applicable state and local guidelines and

regulations, including the California State Department of Health Services, Toxic Substances Control Division.

D. Uniform hazardous waste manifests, dump receipts; trip tickets, transportation manifests, or other documentation of disposal shall be delivered to the Consultant Representative for their records.

3.11 OSHA PERSONNEL AIR MONITORING

A. Air monitoring required by OSHA for asbestos exposure determination is work of the contractor. The contractor is responsible for providing daily OSHA compliance monitoring as per 8 CCR 1529 and 29 CFR 1926.1101.
   1. At minimum, Contractor shall conduct representative (25% of crew) breathing zone personal air monitoring of its employees twice each shift and repeated daily.
   2. Monitoring shall be conducted by a qualified air professional experienced and knowledgeable about the methods of air monitoring and in accordance with 8 CCR 1529 and CFR 1926.1101.
   3. Monitoring results and appropriate laboratory analysis work shall be submitted to the Consultant within twenty-four (24) hours of the monitoring work.

3.12 ALTERNATE PROCEDURES

A. The procedures described in this Section shall be utilized at all times.

B. If specified procedures cannot be utilized, a request shall be made in writing to the Consultant providing details of the problem encountered and proposed alternatives.

C. Alternative procedures shall provide equivalent or greater protection than the procedures that they replace.

D. Alternative procedure shall be approved in writing by the Consultant prior to implementation.

END OF SECTION

TECHNICAL SPECIFICATIONS
SECTION 07 9200
JOINT SEALANTS

PART 1 - GENERAL

1.1 SUMMARY

A. Section Includes:
   1. Preparing sealant substrate surfaces.
   2. Sealant and backing.

B. Related Documents: The Contract Documents, as defined in Section 01 1000 - Summary of Work, apply to the Work of this Section. Additional requirements and information necessary to complete the Work of this Section may be found in other documents.

1.2 REFERENCES

A. American Society for Testing and Materials (ASTM):
   1. ASTM C717 - Standard Terminology of Building Seals and Sealants.
   2. ASTM C834 - Specification for Latex Sealants.
   3. ASTM C920 - Specification for Elastomeric Joint Sealants.
   4. ASTM D1056 - Flexible Cellular Material- Sponge or Expanded Rubber.

B. Federal Specifications (FS):
   1. FS SS-S-200 - Sealing Compounds, Two Component, Elastomeric, Polymer Type, Jet-Fuel Resistant, Cold Applied.
   2. FS TT-S-1657 - Sealing Compound, Single Component Butyl Rubber Based Solvent Release Type (for Buildings and other Types of Construction).

1.3 SUBMITTALS

A. Section 01 3300 – Submittal Procedures: Procedures for submittals.
   1. Product Data: Product chemical characteristics, performance criteria, substrate preparation, limitations, and color availability.

1.4 DELIVERY, STORAGE AND HANDLING

A. Section 01 6000 - Product Requirements: Transport, handle, store, and protect products.

B. Deliver Products in manufacturer's original unopened containers or packages with labels intact, identifying product and manufacturer, date of manufacture, lot number, shelf life, curing time, and mixing instructions, where applicable.

C. Store and handle materials to prevent deterioration or damage due to moisture, temperature changes, contaminants, or other causes.

1.5 PROJECT CONDITIONS OR SITE CONDITIONS

A. Environmental Requirements: Install sealant during manufacturer's recommended temperature ranges and weather conditions for application and cure. Consult manufacturer when sealant cannot be applied during recommended conditions.

1.6 WARRANTY

A. Warranty:
1. Submit written warranty signed by sealant manufacturer agreeing to replace sealants and accessories which fail because of loss of cohesion or adhesion or which do not cure.
2. Warranty Period: 5 years or longer per the manufacturers' standard warranties.

PART 2 - PRODUCTS

2.1 MANUFACTURERS

A. Subject to compliance with project requirements, manufacturers offering specified items which may be incorporated into the work include the following:
1. Bostik, Inc.
2. Dow Corning.
3. GE Silicones.
4. Mameco International.
5. W.R. Meadows, Inc.
6. Nomaco, Inc.
7. Pecora Corporation.
8. Sika Corporation.
9. Sonneborn Building Products Div. ChemRex, Inc.
10. Tremco.
11. USG Corp.
12. Or approved equal.

2.2 BUILDING SEALANTS (See Sealant Schedule at the end of this Section for specific use of sealants.)

A. Acrylics, Latex:
   1. Type 1: One-Part Acrylic Latex, Non-Sag, ASTM-C-834-76.
      a. Chem-Calk 600, by Bostik.
      b. LC-130, by MACCO Adhesives, The Glidden Company.
      c. Easa-ply ALS, by W. R. Meadows, Inc.
      d. AC-20+Silicone Acrylic Latex, by Pecora Corporation.
      e. Sonolac, Sonneborn Building Products, ChemRex Inc.
      f. Or approved equal.

B. Acoustical Sealants:
   1. Type 1: AC-20 FTR Acoustical and Insulation Sealant, by Pecora Corporation.
   2. Type 2: 60+ Unicrylic, by Pecora Corporation.
   3. Type 3: Sheetrock Acoustical Sealant, by United States Gypsum.
   4. Or approved equal.

C. Butyls:
   1. Type 1: One-Part Butyl, Non-Sag, FS TT-S-1657.
      a. Chem-Calk 300, by Bostik.
      b. BC-158 Butyl Rubber, by Pecora Corporation. (ASTM C1085)
      c. Or approved equal.

2.3 COLORS

A. Generally, use sealant colors matching color of material joint is located in.

B. Where a joint occurs between two materials of differing colors and Contractor cannot determine which material to match, contact the Engineer for selection.

2.4 ACCESSORIES

A. Joint Cleaner: Provide type of joint cleaning compound recommended by sealant manufacturer for joint surfaces to be cleaned.

B. Primer: As recommended by sealant manufacturer.

C. Masking tape and similar accessories to protect surfaces from damage.

PART 3 - EXECUTION

3.1 EXAMINATION

A. Section 01 7300 - Execution: Verification of existing conditions before starting work.

B. Verification of Conditions: Verify that field measurements, surfaces, substrates and conditions are as required, and ready to receive Work.
   1. Verify that joint widths are in conformance with sealant manufacturer allowable limits.
   2. Verify that contaminants capable of interfering with adhesion have been cleaned form joint and joint properly prepared.

C. Report in writing to the Engineer prevailing conditions that will adversely affect satisfactory execution of the Work of this Section. Do not proceed with Work until unsatisfactory conditions have been corrected.

D. By beginning Work, Contractor accepts conditions and assumes responsibility for correcting unsuitable conditions encountered at no additional cost to the City.

3.2 PREPARATION

A. Prepare and size joints in accordance with manufacturer's instructions. Clean substrates of dirt, laitance, dust, or mortar using solvent, abrasion, or sandblasting as recommended by manufacturer. Remove loose materials and foreign matter which might impair adhesion of sealant.

B. Verify that joint backing and release tapes are compatible with sealant. Verify sealant is suitable for substrate. Verify that sealant is paintable if painted finish is indicated.

C. Protect materials surrounding work of this Section from damage or disfiguration.

3.3 INSTALLATION

A. Install sealant in accordance with manufacturer's published instructions.

B. Prime or seal joint surfaces were recommended by sealant manufacturer. Do not allow primer or sealer to spill or migrate onto adjoining surfaces.

C. Install backer rod and bond breaker tape where required by manufacturer.

D. Install preformed compressible and non-compressible fillers in accordance with manufacturer's published instructions.

E. Install sealants to depths recommended by sealant manufacturer in uniform, continuous ribbons free of air pockets, foreign embedded matter, ridges, and sags, "wetting" joint bond surfaces equally on both sides.

F. Tool joints concave unless shown otherwise. Where horizontal joints are between a horizontal surface and a vertical surface, fill joint to form slight cove so that joint will not trap moisture and foreign matter. Dry tool joints. Do not use soap, water, or solvent to tool joints.

G. Epoxy Floor Joint Sealant: Install sealant at floor construction and control joints in accordance with manufacturer's published instructions and initially under manufacturer's supervision.

3.4 CURING

A. Cure sealants in compliance with manufacturer's published instructions.

3.5 CLEANING

A. Remove excess and spillage of sealants promptly as the work progresses, using materials and methods as recommended by sealant and substrate manufacturers. Clean adjoining surfaces to eliminate evidence of spillage without damage to adjoining surfaces or finishes.

3.6 SEALANT SCHEDULE

A. INTERIOR SEALANTS:
   1. Exposed interior control joints in drywall and concealed joints.
      a. Sealant Acrylic, Latex, Type 1
      b. Sealant Acoustical Type 1
      c. Sealant Acoustical Type 3
      d. Sealant Butyl Type 1

Payment for items of work covered under Division 7 of the plans and these specifications shall be based on the lump sum bid pricing identified in the Bid Schedule. No additional compensation will be allowed.

END OF SECTION

TECHNICAL SPECIFICATIONS
SECTION 09 2900
GYPSUM BOARD

PART 1 - GENERAL

1.1 SUMMARY

A. Section Includes:
1. Walls and Ceilings.

1.2 RELATED SECTIONS

A. Related Sections:
1. Section 07 9200 – Joint Sealants.
2. Section 09 9123 – Interior Painting.

1.3 REFERENCES

A. ASTM C1396 – 11 Standard Specifications for Gypsum Board.

B. ASTM C473 – 12 Standard Test Methods for Physical Testing of Gypsum Panel Products.

C. ASTM C1629 – Standard Classification for Abuse-Resistant Non-decorated Interior Gypsum Panel Products and Fiber-Reinforced Cement Panels.

1.4 PERFORMANCE REQUIREMENTS

A. Level 3 (highest) for hard- and soft-body impact when tested in accordance with ASTM C1629.

B. Average water absorption for panels is not greater than (5) percent by weight after a two-hour immersion when tested in accordance with ASTM C473.

1.5 SUBMITTALS

A. Submit under provisions of Division 1 – Submittal Procedures.

B. Product Data: Manufacturer's data sheets on each product to be used, including:
1. Preparation instructions and recommendations.
2. Storage and handling requirements and recommendations.
3. Installation methods.

1.6 QUALITY ASSURANCE

A. Quality Standards: GA-216 – Recommended Specifications for the Application and Finishing of Gypsum Board.

1.7 DELIVERY, STORAGE, AND HANDLING

A. Store products in manufacturer's unopened packaging until ready for installation.

1.8 PROJECT CONDITIONS

A. Maintain environmental conditions (temperature, humidity, and ventilation) within limits recommended by manufacturer for optimum results. Do not install products under environmental conditions outside manufacturer's absolute limits.

PART 2 - PRODUCTS

2.1 MANUFACTURERS

A. Subject to compliance with project requirements, manufacturers offering items which may be incorporated in the Work include the following:
   1. U.S. Gypsum Co.
   2. National Gypsum Properties, LLC.
   3. American Gypsum.
   3. Or approved equal.

2.2 GYPSUM BOARD

A. Mold and Water-Resistant Gypsum Board: 5/8” thick with tapered edges, face paper folded around long edges to reinforce and protect core, ends cut square and finished smooth.
   1. Resistance to Mold Growth: Minimum score of “10” when tested in accordance to ASTM D3273 and evaluated in accordance with ASTM D3274.
   2. Fiberglass reinforcing mesh imbedded in core adjacent to back paper.
   3. Paper facing: Moisture and mold resistant, 100% recycled face paper and back paper.

2.3 ACCESSORIES

A. Corner Beads and Edge Trim: GA 201 and GA 216.

B. Joint Materials: Reinforcing tape and joint compound.

B. Fasteners: Type S12 screws.

PART 3 – EXECUTION

3.1 EXAMINATION

A. Division 1 - Execution: Verification of existing conditions before starting work.

B. Verification of Conditions: Verify that field measurements, surfaces, substrates and conditions are as required, and ready to receive Work.

C. Report in writing to the Engineer prevailing conditions that will adversely affect satisfactory execution of the Work of this Section. Do not proceed with Work until unsatisfactory conditions have been corrected and approved by Engineer.

D. By beginning Work, Contractor accepts conditions and assumes responsibility for correcting unsuitable conditions encountered at no additional cost to the City.

3.2 INSTALLATION

A. Install in accordance with manufacturer's instructions and as indicated on the Drawings.

B. Fasten gypsum board to furring or framing with screws.

C. Tape, fill, and sand joints.

3.3 FINISH LEVEL SCHEDULE

A. Level 4: Walls and ceilings are scheduled to receive paint finish.
   1. Level 1, plus three (3) separate coats of compound at joints, angles, fasteners, and accessories. Compound shall be smooth and free of tool marks and ridges.

3.4 PROTECTION

A. Protect installed products until Substantial Completion.

B. Touch-up, repair or replace damaged products before Substantial Completion.

Payment for items of work covered under Division 9 of the plans and these specifications shall be based on the lump sum bid pricing identified in the Bid Schedule. No additional compensation will be allowed.

END OF SECTION

TECHNICAL SPECIFICATIONS
SECTION 09 5113
ACOUSTICAL PANEL CEILING

PART 1 - GENERAL

1.1 SUMMARY

A. Section Includes:

1. Lay-in acoustical ceiling systems and metal suspension system.

B. Related Requirements:

1. Division 01 - General Requirements.

3. Section 09 2900 - Gypsum Board.

6. Division 23 - HVAC.

7. Division 26 - Electrical.

1.2 QUALITY ASSURANCE

A. Ceiling systems shall consist of lay-in acoustical ceiling panels by a single manufacturer and suspension systems by a single manufacturer for the entire project.

B. Qualifications of Installer: Minimum five years experience in installing acoustical ceiling systems of the types specified.

C. Design Criteria:

1. Deflection of finished surface to 1/360 of span or less.

2. 1/8 inch maximum permissible variation from true plane measured from 10 foot straightedge placed on surface of finished acoustical fiber units.

D. Requirements of Regulatory Agencies:

1. Conform to CBC requirements and UL - Tunnel Test for Fire Hazard Classification of Building Materials.

2. CISCA: Acoustical Ceilings Use and Practice.

3. Division of the State Architect: Comply with requirements of IR 25-2.10.

E. American Society for Testing and Materials (ASTM):

1. ASTM A641 - Standard Specification for Zinc-Coated (Galvanized) Carbon Steel Wire.

2. ASTM A653 - Standard Specification for Steel Sheet, Zinc-Coated (Galvanized) or Zinc-Iron Alloy-Coated (Galvannealed) by the Hot-Dip Process.

3. ASTM C423 - Standard Test Method for Sound Absorption and Sound Absorption Coefficients by the Reverberation Room Method.

4. ASTM C635 - Standard Specification for the Manufacture, Performance, and Testing of Metal Suspension Systems for Acoustical Tile and Lay-in Panel Ceilings.

5. ASTM C636 - Standard Practice for Installation of Metal Ceiling Suspension Systems for Acoustical Tile and Lay-In Panels.

6. ASTM E84 - Standard Test Method for Surface Burning Characteristics of Building Materials.

7. ASTM E580 – Standard Practice for Installation of Ceiling Suspension Systems for Acoustical Tile and Lay-in Panels in Areas Subject to Earthquake Ground Motions.

8. ASTM E1264 - Standard Classification for Acoustical Ceiling Products.

9. ASTM E1414 - Standard Test Method for Airborne Sound Attenuation Between Rooms Sharing a Common Ceiling Plenum.

10. ASTM E1477 - Standard Test Method for Luminous Reflectance Factor of Acoustical Materials by Use of Integrating-Sphere Reflectometers.

F. American Society of Civil Engineers (ASCE):

1. ASCE 7 - Minimum Design Loads for Buildings and Other Structures, as amended by CBC 1615A.1.16.

G. CHPS Low-Emitting Materials Table: Materials submitted must be listed as low emitting on the CHPS website, www.CHPS.net,

1.3 SUBMITTALS

A. Samples:

1. Lay-in panels of each specified type, 6-inch by 6-inch minimum size.

2. Suspension System: 12-inch long samples of suspension system members, connections, moldings and wall angles, for each color specified.

B. Shop Drawings:

1. Indicate complete plan layouts and installation details.

2. Indicate related Work of other sections which is installed in, attached to, or penetrates ceiling areas, such as air distribution and electrical devices.

C. Product Data:

1. Suspension System for Lay-in Ceiling: Printed data for suspension system components, including load tests, indicating conformance to specified tests and standards.

2. Acoustical units: Printed data indicating conformance to specified tests and standards.

D. Maintenance Materials: Provide extra panels equal to 1 percent of the area of each typical module size of acoustical panel, but not less than 8 of each specified size, style and color.

1.4 DELIVERY, STORAGE AND HANDLING

A. Deliver materials to the Project site in original sealed packages.

B. Storage: Store materials in building area where they will be installed, in original package. Keep clean and free from damage due to water or deteriorating elements.

C. Handle in a manner to prevent damage during storage and installation.

1.5 PROJECT CONDITIONS

A. Installation of acoustical ceiling system shall not begin until the building is enclosed, permanent heating and cooling is in operation, and residual moisture from plaster and concrete work has dissipated. Building areas to receive ceilings shall be free of construction dust and debris.

B. Environmental Requirements: Maintain temperature in space at 55 degrees F or above for 24 hours before, during, and after installation of materials.

C. Scheduling:

1. Before concealing Work of other sections, verify required tests and inspections have been completed.

2. Coordinate with related Work of other sections. Coordinate location and symmetrical placement of air distribution devices, electrical devices, and penetrations with related Work section.

1.6 WARRANTY

A. Manufacturer shall provide a 10 year material warranty.

B. Installer shall provide a two year fabrication and installation warranty.

PART 2 - PRODUCTS

2.1 ACCEPTABLE MANUFACTURERS

A. USG Corporation.

B. Armstrong World Industries.

C. CertainTeed Ceilings Corp.

D. OR Equal.

2.2 SUSPENSION SYSTEM

A. Metal suspension system for acoustical lay-in tile shall be hot-dipped galvanized steel conforming to ASTM A653. Main beams and cross tees shall be double-web steel construction with exposed flange design, with factory punched cross tee slots, hanger holes and integral couplings.

B. Metal suspension system for acoustical lay-in tile shall conform with ASTM C635, C636 and E580 and section 13.5.6 of ASCE 7, as amended by CBC Section 1615A.1.16, for installation in high seismic areas.

C. Structural classification of suspension systems shall be heavy-duty in conformance to ASTM C635.

D. Vertical Strut: USG Donn Compression Post, or equal, or as indicated; types and designs complying with requirements of authorities having jurisdiction and seismic Zones D, E and F requirements. Provide base attachment clip for connection of vertical strut to main beams.

E. Wall Molding: Fabricated from galvanized steel with 2-inch horizontal leg and hemmed edges, same finish as main and cross tees.

F. Spacer/Stabilizer Bars: Provide for tying together the ends of main runners and cross tees that are not attached to wall molding.

G. Hanger Wire: 0.106 inch diameter (0.144 inch diameter for pendant fixtures), galvanized soft annealed mild steel wire as defined in ASTM A641, Class 1 coating.

H. Provide attachment devices and any other required accessories for a complete suspended ceiling system installation.

2.3 ACOUSTICAL CEILING PANELS

A. Acoustical ceiling panels shall be class A in accordance to ASTM E1264.

B. Acoustical panels shall meet the following surface-burning characteristics when tested in accordance to ASTM E84 for Class A materials:

1. Maximum Flame Spread: 25.

2. Maximum Smoke Developed: 50.

C. Mold and Mildew Resistance: Panels and faces shall be treated with a biocide paint additive or an antimicrobial solution to inhibit mold and mildew.

2.4 CEILING TYPES

A. ACT-1:

1. Acoustical Ceiling Panels Type ACP:

a. Panel Name: Armstrong Calla & Ultima 1912, USG Mars ClimaPlus 88785, CertainTeed Symphony M #1220BB-75-1, or equal.

b. Panel Size: 24 in x 48 in.

c. Panel Thickness: 3/4 inch.

d. Edge Detail: Angled Tegular.

e. Light Reflectance: 0.85 minimum, in accordance with ASTM E1477.

f. CAC: Minimum 45, UL Classified, complying with ASTM E1414.

g. NRC: Minimum 0.70, UL Classified, complying with ASTM C423.

h. Color: White.

i. Recycled Content: up to 56% total recycled content.

PART 3 - EXECUTION

3.1 PREPARATION

A. Furnish layouts for inserts, clips or other supports and struts required to be installed by the Work of other trades that depend on the suspended ceiling system for support.

B. Coordinate related Work to ensure completion prior to installation of clips or fasteners.

C. Compare layouts with construction conditions. Tile shall be spaced symmetrically about the centerlines of the room or space, and shall start with a tile or joint line as required to avoid narrow tiles at the finish edges unless indicated otherwise. Joints shall be tight with joint lines straight and aligned with the walls. Ceiling moldings shall be provided where tile abuts wall with matching caulking to eliminate any space.

3.2 INSTALLATION OF SUSPENSION SYSTEMS

A. General:

1. Install suspension system in accordance with ASTM C636 and ASTM E580.

2. System shall be complete; with joints neatly and tightly joined and securely fastened; suspension members shall be installed in a true, flat, level plane.

3. Hanger Wires: 0.106 inch diameter minimum; larger sizes as indicated or required.

   a. Fasten wires to panel points and structure above per most stringent requirements of fabricator and CBC and as indicated on Drawings.

   b. Wires exceeding 1:6 out-of-plumb shall be braced with counter-sloping wires.

   c. Maintain wires at least 6 inches from non-braced ducts, pipes, conduits, and other items.

   d. Install wire along main runners at 4 feet on center. Terminal ends of each main runner and cross tee must be supported within 8 inches of each wall with a perimeter wire or within one-fourth (1/4) of the length of the end tee, whichever is least, for the perimeter of the ceiling area.

   e. Where obstructions prevent direct suspension, provide trapezes or equivalent devices; 1 ½-inch minimum cold rolled channels back-to-back may be installed for spans to 6 feet maximum.

   f. Wire shall be straight, without extraneous kinks or bend. Hanger wire connections must be capable of carrying a 200 - pound pull without stretching or shifting the suspension clip.

4. Bracing Wires to Resist Seismic Forces: 0.106 inch diameter minimum, larger sizes as indicated or required.

   a. System for Bracing Ceilings: Lay-In Ceiling Systems: Install one four-wire set of sway-bracing wires and a vertical strut for each 144 square feet maximum of ceiling area. Locate wire-sets and struts at 12 feet maximum on center. At ceiling perimeters, wire-sets shall be installed within 6 feet of walls.

   b. Install four-wire sets and struts within 2 inches of cross-runner intersection with main runner; space wires 90 degrees from each other.

   c. Do not install sway bracing wires at an angle greater than 45 degrees with the ceiling plane.

d. Wires shall be tight, without causing ceiling to lift.

e. Fasten struts in accordance with CBC requirements.

f. Maintain wires at least 6 inches from non-braced ducts, pipes, conduit, and other items.

5. Provide additional wires, 0.106 inch diameter minimum, necessary to properly support suspension at electrical devices, air distribution devices, vertical soffits, and other concentrated loads.

6. Suspension:

a. Suspension members shall be fastened to two adjacent walls per ASTM 580; but shall be at least 3/4 inches minimum clear of other walls.

b. Any suspension members not fastened to walls shall be interconnected to prevent spreading, near their free end, with a horizontal metal strut or stabilizer bar or 0.064 inch diameter taut tie wire.

c. Provide additional tees or sub-tees to frame openings for lights, air distribution devices, electrical devices, and other items penetrating through ceiling, which do not have an integral flange to support and conceal cut edges of acoustic panels. Provide cross bracing necessary to securely support any surface mounted fixtures or other items.

7. Attachment of Wires:

a. To Metal Deck or Steel Framing Members: Install as required by current code.

b. To Suspension Members: Insert through holes in members or supporting clips.

c. Wires shall be fastened with three tight turns minimum for hanger wires and four tight turns minimum bracing wires. Turns shall be made in a 1 ½-inch maximum distance.

B. Suspension System for 2-foot by 4-foot Lay-in Acoustical Ceilings:

1. Main Runners: Install main runners 48 inches apart; 0.106 inch diameter hanger wires space 48 inches on center maximum along runners, and within 8 inches of ends.

2. Install wall moldings with fasteners to studs. Install corner caps at molding intersections.

3. Cross-Tees: Install between main runners in a repetitive pattern of 2-foot spacings.

4. Sub-Tees: Install at edges of penetrations.

3.3 INSTALLATION OF ACOUSTICAL PANELS

A. Install panels into suspension system. Partial panels shall be neatly cut and fitted to suspension and around penetrations and/or obstructions. Duplicate tegular edges at partial panels; cuts to be straight. Repaint cut tiles to match color or as directed by manufacturer for mylar facing at visually exposed conditions or as required by the Architect.

B. Penetrations through the ceilings for sprinkler heads and other similar devices that are not integgrally tied to the celing system in the lateral direction shall have a 2 inch oversized ring, sleeve or adapter through the ceiling tile to allow free movement of one inch in horizontal directions. Alternatively per ASTM E580, a flexible sprinkler hose fitting that can accommodate one inch of celing movement shall be permitted to be used in lieu of the oversized ring, sleeve or adapter.

3.4 AIR DISTRIBUTION DEVICES

A. Refer to and coordinate with Division 23 - HVAC.

B. Install air distribution grilles and other devices into suspension system. Install 4 taut wires, each 0.106 inch diameter minimum, to each device within 3 inches of device corners, to support their weight independent of the suspension system.

3.5 LIGHT FIXTURES

A. Refer to and coordinate with Division 26 - Electrical.

B. Fixtures weighing less than 56 pounds: Install fixtures into suspension systems and fasten earthquake clips to suspension members. Install minimum 2 slack safety wires, each 0.106 inch diameter minimum, to each fixture at diagonally opposite corners, to support their weight independent of the system.

C. Fixtures weighing 56 Pounds or more: Install fixtures into suspension system and fasten earthquake clips to suspension system members as required by the Drawings and/or code. Install not less than 4 taut 0.106 inch diameter wires capable of supporting four times the fixture load.

3.6 CLEANING

A. General: After installation of acoustical material has been completed, clean surfaces of the material, removing any dirt or discolorations. Replace panels as required.

B. Acoustical Panels: Minor abraded spots and cut edges shall be touched up with the same paint as was used for factory applied finish of the lay-in panels.

C. Remove and replace work that can not be successfully cleaned and repaired to eliminate evidence of damage.

3.7 CLEAN UP

A. Remove rubbish, debris, and waste materials and legally dispose off of the Project site.

3.8 PROTECTION

A. Protect the Work of this section until Substantial Completion.

END OF SECTION

TECHNICAL SPECIFICATIONS
SECTION 09 9123
INTERIOR PAINTING

PART 1 - GENERAL

1.1 RELATED DOCUMENTS

A. Drawings and general provisions of the Contract, including General and Supplementary Conditions and Division 01 Specification Sections, apply to this Section.

1.2 SUMMARY

A. Section includes surface preparation and the application of paint systems on the following interior substrates listed in 3.6 Interior Painting Schedule.

1.3 DEFINITIONS

A. Gloss Level 1: Not more than 5 units at 60 degrees and 1 to 2 units at 85 degrees.

B. Gloss Level 2: 5 to 9 units at 60 degrees and 10 to 15 units at 85 degrees.

C. Gloss Level 3: 10 to 15 units at 60 degrees and 15 to 30 units at 85 degrees.

D. Gloss Level 4: 20 to 35 units at 60 degrees and 35 to 50 units at 85 degrees.

E. Gloss Level 5: 40 to 50 units at 60 degrees.

F. Gloss Level 6: 70 to 80 units at 60 degrees.

G. Gloss Level 7: More than 80 units at 60 degrees.

H. Blocking: Two painted surfaces sticking together such as a painted door sticking to a painted jamb.

I. Mildew Resistant: Certified products are specially formulated with microbicidal additives that resist mold, mildew, and algae growth on the paint film and inhibit growth of bacterial odors.

J. CHPS: Collaborative for High Performance Schools. A national movement to improve student performance and the entire educational experience by building the best possible schools. www.chps.net.

K. EG: Ethylene Glycol. Ethylene glycol is listed as a hazardous air pollutant (HAP) by the U.S. EPA.

L. PDCA: Painting & Decorating Contractors of America www.pdca.org .

M. RAVOC: Reactivity adjusted VOC. "Reactivity" means the ability of a VOC to promote ozone formation

N. SSPC: The Society for Protective Coatings publishes Scopes of SSPC Surface Preparation Standards and Specifications www.sspc.org .

O. Dunn-Edwards Conformance Chart: D-E CONFORMANCE TABLE

1.4 ACTION SUBMITTALS

A. Product Data: For each type of product. Include preparation requirements and application instructions.

B. LEED v.4 Requirements: Interior paints and coatings must pass CDPH Standard Method V1.1 (also called section 01350) emissions testing; and they must comply with the VOC content limits of the California ARB 2007 Suggested Control Measure for Architectural Coatings.

C. Samples for Initial Selection: For each type of topcoat product.

D. Samples for Verification: For each type of paint system and in each color and gloss of topcoat.

1. Submit Samples on rigid backing, no smaller than 7 inches X 10 inches (177 mm X 254 mm) or larger than 8.5 inches X 11 inches (216 mm X 280 mm).
2. Label each Sample for project, architect, general contractor, painting contractor, paint color name and number, paint brand name, "P" number if applicable, and application area.

E. Product List: For each product indicated, include the following:

1. Cross-reference to paint system and locations of application areas. Use same designations indicated on Drawings and in schedules.
2. VOC content.

1.5 MAINTENANCE MATERIAL SUBMITTALS

A. Furnish extra materials that match products installed and that are packaged with protective covering for storage and identified with labels describing contents.

1. Paint: Provide not less than 1 gal. (3.8L) of each material and color applied.

1.6 QUALITY ASSURANCE

A. Mockups: Apply mockups of each paint system indicated and each color and finish selected to verify preliminary selections made under Sample submittals and to demonstrate aesthetic effects and set quality standards for materials and execution.

1. Architect will select one surface to represent surfaces and conditions for application of each paint system specified in Part 3.

a. Vertical and Horizontal Surfaces: Provide samples of at least 100 sq. ft. (9 sq. m).
b. Other Items: Architect will designate items or areas required.

2. Final approval of color selections will be based on mockups.

a. If preliminary color selections are not approved, apply additional mockups of additional colors selected by Architect at no added cost to Owner.

3. Approval of mockups does not constitute approval of deviations from the Contract Documents contained in mockups unless Architect specifically approves such deviations in writing.

4. Subject to compliance with requirements, approved mockups may become part of the completed Work if undisturbed at time of Substantial Completion.

1.7 DELIVERY, STORAGE, AND HANDLING

A. Store materials not in use in tightly covered containers in well-ventilated areas with ambient temperatures continuously maintained at not less than 45 deg F (7 deg C).

1. Maintain containers in clean condition, free of foreign materials and residue.

2. Remove rags and waste from storage areas daily.

1.8 FIELD CONDITIONS

A. Apply paints only when temperature of surfaces to be painted and ambient air temperatures are between 50 and 90 degrees F (10 and 32 degrees C).

B. Do not apply paints when relative humidity exceeds 85 percent; at temperatures less than 5 degrees F (3 degrees C) above the dew point; or to damp or wet surfaces.

C. Painting contractor should follow proper painting practices and exercise judgment based on his or her experience and project specific conditions as to when to proceed.

PART 2 - PRODUCTS

2.1 MANUFACTURERS

Basis-of-Design Product: Section herein are based on products manufactured or distributed by the Dunn-Edwards Corporation www.dunnedwards.com and are the basis of design against which the Architect will judge equivalency. The quantity of titanium dioxide, the use of clays, aluminum silicate, talc and the purity of acrylic materials are a few of the criteria which will be used by the Architect in determining equivalency of materials.

A. See lists of products currently approved by MPI in its "MPI Approved Products List," www.paintinfo.com.

2.2 PAINT, GENERAL

A. Material Compatibility:

1. Provide materials for use within each paint system that are compatible with one another and substrates indicated, under conditions of service and application as demonstrated by manufacturer, based on testing and field experience.

2. For each coat in a paint system, provide products recommended in writing by manufacturers of topcoat for use in paint system and on substrate indicated.

B. VOC Content: Provide material that comply with VOC limits of authorities having jurisdiction.

C. Colorants: The use of colorants containing hazardous chemicals, such as ethylene glycol, is prohibited and zero VOC colorants should be used whenever possible.

D. Colors: As selected by the Architect.

1. Indicate a percentage of surface area which will be painted with deep tones.

2.3 SOURCE QUALITY CONTROL

A. Testing of Paint Materials: Owner reserves the right to invoke the following procedure:

1. Owner may engage the services of a qualified testing agency to sample paint materials. Contractor will be notified in advance and may be present when samples are taken. If paint materials have already been delivered to Project site, samples may be taken at Project site. Samples will be identified, sealed, and certified by testing agency.

2. Testing agency will perform tests for compliance with product requirements.

3. Owner may direct Contractor to stop applying coatings if test results show materials being used do not comply with product requirements. Contractor shall remove noncomplying paint materials from Project site, pay for testing, and repaint surfaces painted with rejected materials. Contractor will comply with requirements to use compatible products and systems as described in Article 2.2. Contractor will be required to remove rejected materials from previously painted surfaces if, on repainting with complying materials, the two paints are incompatible.

PART 3 - EXECUTION

3.1 EXAMINATION

A. Examine substrates and conditions, with Applicator present, for compliance with requirements for maximum moisture content and other conditions affecting performance of the Work.

B. Maximum Moisture Content of Substrates: When measured with an electronic moisture meter as follows:
   1. Gypsum Board: 12 percent.
   2. Plaster: 12 percent.

C. Gypsum Board Substrates: Verify that finishing compound is sanded smooth.

D. Plaster Substrates: Verify that plaster is fully cured, including pH testing to determine that alkalinity is within limits established by the manufacturer.

E. Spray-Textured Ceiling Substrates: Verify that surfaces are dry.

F. Verify suitability of substrates, including surface conditions and compatibility with existing finishes and primers.

G. Proceed with coating application only after unsatisfactory conditions have been corrected.

1. Application of coating indicates acceptance of surfaces and conditions.

3.2 PREPARATION

A. Comply with manufacturer's written instructions.

B. Remove hardware, covers, plates, and similar items already in place that are removable and are not to be painted. If removal is impractical or impossible because of size or weight of item, provide surface-applied protection before surface preparation and painting.

1. After completing painting operations, use workers skilled in the trades involved to reinstall items that were removed. Remove surface-applied protection if any.

C. Clean substrates of substances that could impair bond of paints, including dust, dirt, oil, grease, and incompatible paints and encapsulate.

1. Remove incompatible primers and re-prime substrate with compatible primers or apply tie coat as required to produce paint systems indicated.

3.3 APPLICATION

A. Apply paints according to manufacturer's written instructions.

1. Use applicators and techniques suited for paint and substrate indicated.

2. Paint surfaces behind movable equipment and furniture same as similar exposed surfaces. Before final installation, paint surfaces behind permanently fixed equipment or furniture with prime coat only.

3. Paint front and backsides of access panels, removable or hinged covers, and similar hinged items to match exposed surfaces.

4. Do not paint over labels of independent testing agencies or equipment name, identification, performance rating, or nomenclature plates.

5. Primers specified in painting schedules may be omitted on items that are factory primed or factory finished if acceptable to topcoat manufacturers.

B. Tint each undercoat to a lighter shade of the finish coat (not to exceed 2 ounces of colorant) to facilitate identification of each coat if multiple coats of same material are to be applied.

C. If undercoats or other conditions show through topcoat, apply additional coats until cured film has a uniform paint finish, color, and appearance.

D. Apply paints to produce surface films without cloudiness, spotting, holidays, laps, brush marks, roller tracking, runs, sags, ropiness, or other surface imperfections. Cut in sharp lines and color breaks.

E. Block Fillers: Provide block fill as scheduled to conform to the following PDCA Standard P12-05:

1. Level 3 - Premium Fill: One or multiple coats of high-performance block filler manufactured to be applied at a high dry film build. Block filler shall be back-rolled to eliminate voids and reduce the majority of the masonry profile depth.

3.4 FIELD QUALITY CONTROL

A. Dry Film Thickness Testing: Owner may engage the services of a qualified testing and inspecting agency to inspect and test paint for dry film thickness.

1. Contractor shall touch up and restore painted surfaces damaged by testing.
2. If test results show that dry film thickness of applied paint does not comply with paint manufacturer's written recommendations, Contractor shall pay for testing and apply additional coats as needed to provide dry film thickness that complies with paint manufacturer's written recommendations.

3.5 CLEANING AND PROTECTION

A. At end of each workday, remove rubbish, empty cans, rags, and other discarded materials from Project site.

B. After completing paint application, clean spattered surfaces. Remove spattered paints by washing, scraping, or other methods. Do not scratch or damage adjacent finished surfaces.

C. Protect work of other trades against damage from paint application. Correct damage to work of other trades by cleaning, repairing, replacing, and refinishing, as approved by Architect, and leave in an undamaged condition.

D. At completion of construction activities of other trades, touch up and restore damaged or defaced painted surfaces.

3.6 INTERIOR PAINTING SCHEDULE

A. Gypsum Board Substrates:

1. Premium Low Odor / Zero VOC Latex System:

a. Prime Coat: Primer sealer, latex, interior, Dunn-Edwards, Vinylastic Select VNSL00.
b. Intermediate Coat: Latex, interior, matching topcoat
c. Topcoat: Latex, interior, semi-gloss, Dunn-Edwards, Spartawall SWLL50, (Gloss Level 5).

END OF SECTION

TECHNICAL SPECIFICATIONS
SECTION 23 3200
AIR DUCT CLEANING

PART 1 - GENERAL

1.1 QUALIFICATION OF THE HVAC SYSTEM CLEANING CONTRACTOR

A. Membership: The HVAC system cleaning contractor shall be a certified member of the National Air Duct Cleaners Association (NADCA) or shall maintain membership in a nationally recognized non-profit industry organization dedicated to the cleaning of HVAC systems.

B. Certification: The HVAC system cleaning contractor shall have a minimum of one (1) Air System Cleaning Specialist (ASCS) certified by NADCA on a full-time basis, or shall have staff certified by a nationally recognized certification program and organization dedicated to the cleaning of HVAC systems.

C. Supervisor Qualifications: A person certified as an ASCS by NADCA or maintaining an equivalent certification by a nationally recognized program and organization, shall be responsible for the total work herein specified.

D. Experience: The HVAC system cleaning contractor shall submit records of experience in the field of HVAC system cleaning as requested by the Owner.

E. Equipment, Materials and Labor: The HVAC system cleaning contractor shall possess and furnish all necessary equipment, materials and labor to adequately perform the specified services.
   1. The contractor shall assure that its employees have received safety equipment training, medical surveillance programs, individual health protection measures, and manufacturer=s product and material safety data sheets (MSDS) as required for the work by the U.S. Occupational Safety and Health Administration, and as described by this specification. For work performed in countries outside of the USA, contractors should comply with applicable national safety codes and standards.
   2. The contractor shall always maintain a copy of all current MSDS documentation and safety certifications at the site, as well as comply with all other site documentation requirements of applicable OSHA programs and this specification.
   3. Contractor shall submit to the Owner all Material Safety Data Sheets (MSDS) for all chemical products proposed to be used in the cleaning process.

F. Licensing: The HVAC system cleaning contractor shall provide proof of maintaining the proper license(s), if any, as required to do work in this state. Contractor shall comply with all Federal, state and local rules, regulations, and licensing requirements.

1.2 STANDARDS

A. NADCA Standards: The HVAC system cleaning contractor shall perform the services specified here in accordance with the current published standards of the National Air Duct Cleaners Association (NADCA).
   1. All terms in this specification shall have their meaning defined as stated in the NADCA Standards.
   2. NADCA Standards must be followed with no modifications or deviations being allowed.

B. Applicable Standards and Publications: The following current standards and publications of the issues currently in effect form a part of this specification to the extent indicated by any reference thereto:
   1. National Air Duct Cleaners Association (NADCA): Assessment, Cleaning & Restoration of HVAC Systems (ACR 2021)
   2. National Air Duct Cleaners Association (NADCA): Understanding Microbial Contamination in HVAC Systems,@ 1996.
   3. National Air Duct Cleaners Association (NADCA): Introduction to HVAC System Cleaning Services,@ 2004.
   4. National Air Duct Cleaners Association (NADCA): Standard 05 Requirements for the Installation of Service Openings in HVAC Systems,@ 2004.
   5. Underwriters= Laboratories (UL): UL Standard 181.
   6. American Society of Heating, Refrigerating and Air Conditioning Engineers (ASHRAE): Standard 62-89, Ventilation for Acceptable Indoor Air Quality@.
   7. Environmental Protection Agency (EPA): Building Air Quality,@ December 1991.
   8. Sheet Metal and Air Conditioning Contractors= National Association (SMACNA): HVAC Duct Construction Standards - Metal and Flexible,@ 2004.
   9. North American Insulation Manufacturers Association (NAIMA): Cleaning Fibrous Glass Insulated Air Duct Systems,@ 2007.

PART 2 - HVAC SYSTEM CLEANING SPECIFICATIONS AND REQUIREMENTS

2.1 SCOPE OF WORK

A. Scope: This section defines the minimum requirements necessary to render HVAC components clean, and to verify the cleanliness through inspection and/or testing in accordance with items specified herein and applicable NADCA Standards.

B. The Contractor shall be responsible for the removal of visible surface contaminants and deposits from within the HVAC system in strict accordance with these specifications.

C. The HVAC system includes any interior surface of the facility's air distribution system for conditioned spaces and/or occupied zones. This includes the entire heating, air-conditioning and ventilation system from the points where the air enters the system to the points where the air is discharged from the system. The return air grilles, return air ducts to the air handling unit (AHU), the interior surfaces of the AHU, mixing box, coil compartment, condensate drain pans, humidifiers and dehumidifiers, supply air ducts, fans, fan housing, fan blades, air wash systems, spray eliminators, turning vanes, filters, filter housings, reheat coils, and supply diffusers are all considered part of the HVAC system. The HVAC system may also include other components such as dedicated exhaust and ventilation components and make-up air systems.

2.2 HVAC SYSTEM COMPONENT INSPECTIONS AND SITE PREPARATIONS

A. HVAC System Component Inspections: Prior to the commencement of any cleaning work, the HVAC system cleaning contractor shall perform a visual inspection of the HVAC system to determine appropriate methods, tools, and equipment required to satisfactorily complete this project. The cleanliness inspection should include air handling units and representative areas of the HVAC system components and ductwork. In HVAC systems that include multiple air handling units, a representative sample of the units should be inspected. The cleanliness inspection shall be conducted without negatively impacting the indoor environment through excessive disruption of settled dust, microbial amplification or other debris. In cases where contamination is suspected, and/or in sensitive environments where even small amounts of contaminant may be of concern, environmental engineering control measures should be implemented.

1. Damaged system components found during the inspection shall be documented and brought to the attention of the Owner.

B. Site Evaluation and Preparations: Contractor shall conduct a site evaluation, and establish a specific, coordinated plan which details how each area of the building will be protected during the various phrases of the project.

C. Inspector Qualifications: Qualified personnel should perform the HVAC cleanliness inspection to determine the need for cleaning, at minimum, such personnel should have an understanding of HVAC system design, and experience in utilizing accepted indoor environmental sampling practices, current industry HVAC cleaning procedures, and applicable industry standards.

2.3 GENERAL HVAC SYSTEM CLEANING REQUIREMENTS

A. Containment: Debris removed during cleaning shall be collected and precautions must be taken to ensure that Debris is not otherwise dispersed outside the HVAC system during the cleaning process.

B. Particulate Collection: Where the Particulate Collection Equipment is exhausting inside the building, HEPA filtration with 99.97% collection efficiency for 0.3-micron size (or greater) particles shall be used. When the Particulate Collection Equipment is exhausting outside the building, Mechanical Cleaning operations shall be undertaken only with Particulate Collection Equipment in place, including adequate filtration to contain Debris removed from the HVAC system. When the Particulate Collection Equipment is exhausting outside the building, precautions shall be taken to locate the equipment down wind and away from all air intakes and other points of entry into the building.

C. Controlling Odors: Measures shall be employed to control odors and/or mist vapors during the cleaning process.

D. Component Cleaning: Cleaning methods shall be employed such that all HVAC system components must be Visibly Clean as defined in applicable standards (see NADCA Standards). Upon completion, all components must be returned to those settings recorded just prior to cleaning operations.

E. Air-Volume Control Devices: Dampers and any air-directional mechanical devices inside the HVAC system must have their position marked prior to cleaning and, upon completion, must be restored to their marked position.

F. Service Openings: The contractor shall utilize service openings, as required for proper cleaning, at various points of the HVAC system for physical and mechanical entry, and inspection.
   1. Contractor shall utilize the existing service openings already installed in the HVAC system where possible.
   2. Other openings shall be created where needed and they must be created so they can be sealed in accordance with industry codes and standards.
   3. Closures must not significantly hinder, restrict, or alter the airflow within the system.
   4. Closures must be properly insulated to prevent heat loss/gain or condensation on surfaces within the system.
   5. Openings must not compromise the structural integrity of the system.
   6. Construction techniques used in the creation of openings should conform to requirements of applicable building and fire codes, and applicable NFPA, SMACNA and NADCA Standards.

7. Cutting service openings into flexible duct is not permitted. Flexible duct shall be disconnected at the ends as needed for proper cleaning and inspection.
8. Rigid fiber glass duct systems shall be resealed in accordance with NAIMA recommended practices. Only closure techniques that comply with UL Standard 181 or UL Standard 181a are suitable for fiber glass duct system closures.
9. All service openings capable of being re-opened for future inspection or remediation shall be clearly marked and shall have their location reported to the Owner in project report documents.

G. Ceiling sections (tile): The contractor may remove and reinstall ceiling sections to gain access to HVAC systems during the cleaning process.

H. Air distribution devices (registers, grilles & diffusers): The contractor shall clean all air distribution devices.

I. Air handling units, terminal units (VAV, Dual duct boxes, etc.), blowers and exhaust fans: The contractor shall insure that supply, return, and exhaust fans and blowers are thoroughly cleaned. Areas to be cleaned include blowers, fan housings, plenums (except ceiling supply and return plenums), scrolls, blades, or vanes, shafts, baffles, dampers and drive assembles. All visible surface contamination deposits shall be removed in accordance with NADCA Standards. Contractor shall:
   1. Clean all air handling units (AHU) internal surfaces, components and condensate collectors and drains.
   2. Assure that a suitable operative drainage system is in place prior to beginning wash down procedures.
   3. Clean all coils and related components, including evaporator fins.

J. Duct Systems. Contractor shall:
   1. Create service openings in the system as necessary in order to accommodate cleaning of otherwise inaccessible areas.
   2. Mechanically clean all duct systems to remove all visible contaminants, such that the systems can pass Cleaning Verification Tests (see NADCA Standards).

2.4 HEALTH AND SAFETY

A. Safety Standards: Cleaning contractors shall comply with applicable federal, state, and local requirements for protecting the safety of the contractor=s employees, building occupants, and the environment. All applicable standards of the Occupational Safety and Health Administration (OSHA) shall be followed when working in accordance with this specification.

B. Occupant Safety: No processes or materials shall be employed in such a manner that they will introduce additional hazards into occupied spaces.

C. Disposal of Debris: All Debris removed from the HVAC System shall be disposed of in accordance with applicable federal, state, and local requirements.

2.5 MECHANICAL CLEANING METHODOLOGY

A. Source Removal Cleaning Methods: The HVAC system shall be cleaned using Source Removal mechanical cleaning methods designed to extract contaminants from within the HVAC system and safely remove contaminants from the facility. It is the contractor=s responsibility to select Source Removal methods that will render the HVAC system Visible Clean and capable of passing cleaning verification methods (See applicable NADCA Standards) and other specified test, in accordance with all general requirements. No cleaning method, or combination of methods, shall be used which could potentially damage components of the HVAC system or negatively alter the integrity of the system.

1. All methods used shall incorporate the use of vacuum collection devices that are operated continuously during cleaning. A vacuum device shall be connected to the downstream end of the section being cleaned through a predetermined opening. The vacuum collection device must be of enough power to render all areas being cleaned under negative pressure, such that containment of debris and the protection of the indoor environment are assured.
2. All vacuum devices exhausting air inside the building shall be equipped with HEPA filters (minimum efficiency), including hand-held vacuums and wet vacuums.
3. All vacuum devices exhausting air outside the facility shall be equipped with Particulate Collection including adequate filtration to contain Debris removed from the HVAC system. Such devices shall exhaust in a manner that will not allow contaminants to re-enter the facility. Release of debris outdoors must not violate any outdoor environmental standards, codes or regulations.
4. All methods require mechanical agitation devices to dislodge debris adhered to interior HVAC system surfaces, such that debris may be safely conveyed to vacuum collection devices. Acceptable methods will include those, which will not potentially damage the integrity of the ductwork, nor damage porous surface materials such as liners inside the ductwork or system components.

B. Methods of Cleaning Fibrous Glass Insulated Components

1. Fibrous glass thermal or acoustical insulation elements present in any equipment or ductwork shall be thoroughly cleaned with HEPA vacuuming equipment, while the HVAC system is under constant negative pressure,

and not permitted to get wet in accordance with applicable NADCA and NAIMA standards and recommendations.

2. Cleaning methods used shall not cause damage to fibrous glass components and will render the system capable of passing Cleaning Verification Tests (see NADCA Standards).

C. Damaged Fibrous Glass Material

1. Evidence of damage: If there is any evidence of damage, deterioration, delaminating, friable material, mold or fungus growth, or moisture such that fibrous glass materials cannot be restored by cleaning or resurfacing with an acceptable insulation repair coating, they shall be identified for replacement.
2. Replacement: When requested or specified, Contractor must be capable of remediating exposed damaged insulation in air handlers and/or ductwork requiring replacement.
3. Replacement material: In the event fiber glass materials must be replaced, all materials shall conform to applicable industry codes and standards, including those of UL and SMACNA. Replacement of damaged insulation is not covered by this specification.

D. Cleaning of coils

1. Any cleaning method may be used which will render the Coil Visibly Clean and capable of passing Coil Cleaning Verification (see applicable NADCA Standards). Coil drain pans shall be subject to Non-Porous Surfaces Cleaning Verification. The drain for the condensate drains pan shall be operational. Cleaning methods shall not cause any appreciable damage to, displacement of, inhibit heat transfer, or erosion of the coil surface or fins, and shall conform to coil manufacturer recommendations when available. Coils shall be thoroughly rinsed with clean water to remove any latent residues.

E. Antimicrobial Agents and Coatings

1. Antimicrobial agents shall only be applied if active fungal growth is reasonably suspected, or where unacceptable levels of fungal contamination have been verified through testing.
2. Application of any antimicrobial agents used to control the growth of fungal or bacteriological contaminants shall be performed after the removal of surface deposits and debris.
3. When used, antimicrobial treatments and coatings shall be applied in strict accordance with the manufacturer=s written recommendations and EPA registration listing.
4. Antimicrobial coatings shall be applied according to the manufacturer=s written instructions. Coatings shall be sprayed directly onto interior ductwork surfaces, rather than Afogged@ downstream onto surfaces.

PART 3 - EXECUTION

3.1 CLEANLINESS VERIFICATION

A. General: Verification of HVAC System cleanliness will be determined after mechanical cleaning and before the application of any treatment or introduction of any treatment-related substance to the HVAC system, including biocidal agents and coatings.

B. Visual Inspection: The HVAC system shall be inspected visually to ensure that no visible contaminants are present.
   1. If no contaminants are evident through visual inspection, the HVAC system shall be considered clean; however, the Owner reserves the right to further verify system cleanliness through Surface Comparison Testing or the NADCA vacuum test specified in the NADCA standards.
   2. If visible contaminants are evident through visual inspection, those portions of the system where contaminants are visible shall be re-cleaned and subjected to re-inspection for cleanliness.
   3. NADCA vacuum test analysis should be performed by a qualified third party experienced in testing of this nature.

C. Verification of Coil Cleaning
   1. Cleaning must restore the coil pressure drop to within 10 percent of the pressure drop measured when the coil was first installed. If the original pressure drop is not known, the coil will be considered clean only if the coil is free of foreign matter and chemical residue, based on a thorough visual inspection (see NADCA Standards).

3.2 PRE-EXISTING SYSTEM DAMAGE

A. Contractor is not responsible for problems resulting from prior inappropriate or careless cleaning techniques of others.

3.3 POST-PROJECT REPORT

A. At the conclusion of the project, the Contractor shall provide a report to the Owner indicating the following:
   1. Success of the cleaning project, as verified through visual inspection and/or gravimetric analysis.
   2. Areas of the system found to be damaged and/or in need of repair.

END OF SECTION

TECHNICAL SPECIFICATIONS
SECTION 23 3400
VENTILATION EXHAUST FANS

PART 1 GENERAL

1.1 SECTION INCLUDES

A. Ventilation Exhaust Fans
   1. CFM: 1220
   2. CFM: 600
   3. CFM: 1280

1.2 RELATED SECTIONS

A. Section 23 3200 – Air Duct Cleaning.

B. Section 23 3713 - Diffusers, Registers, and Grilles.

1.3 REFERENCES

A. Home Ventilating Institute (HVI).

B. Environmental Protection Agency (EPA): Energy Star program.

C. Underwriters Laboratories (UL): UL Listed.

1.4 SUBMITTALS

A. Submit under provisions of Section 01 3300 - Submittal Procedures.

B. Product Data:
   1. Manufacturer's data sheets on each product to be used.
   2. Preparation instructions and recommendations.
   3. Storage and handling requirements and recommendations.
   4. Typical installation methods.

C. Verification Samples: Two representative units of each type, size, pattern and color.

D. Shop Drawings: Include details of materials, construction and finish. Include relationship with adjacent construction.

1.5 QUALITY ASSURANCE

A. Manufacturer Qualifications: Company specializing in manufacturing products specified in this section with a minimum five years documented experience.

B. Installer Qualifications: Company specializing in performing Work of this section.

C. Source Limitations: Provide each type of product from a single manufacturing source to ensure uniformity.

D. Mock-Up: Construct a mock-up with actual materials in sufficient time for Architect's review and to not delay construction progress. Locate mock-up as acceptable to Architect and provide temporary foundations and support.
   1. Intent of mock-up is to demonstrate quality of workmanship and visual appearance.
   2. If mock-up is not acceptable, rebuild mock-up until satisfactory results are achieved.
   3. Retain mock-up during construction as a standard for comparison with completed work.
   4. Do not alter or remove mock-up until work is completed or removal is authorized.

1.6 PRE-INSTALLATION CONFERENCE

A. Convene a conference approximately two weeks before scheduled commencement of the Work. Attendees shall include Architect, Contractor and trades involved. Agenda shall include schedule, responsibilities, critical path items and approvals.

1.7 DELIVERY, STORAGE, AND HANDLING

A. Store and handle in strict compliance with manufacturer's written instructions and recommendations.

B. Protect from damage due to weather, excessive temperature, and construction operations.

1.8 PROJECT CONDITIONS

A. Maintain environmental conditions (temperature, humidity, and ventilation) within limits recommended by manufacturer for optimum results. Do not install products under environmental conditions outside manufacturer's recommended limits.

1.9 WARRANTY

A. Manufacturer's standard limited warranty unless indicated otherwise.

PART 2 PRODUCTS

2.1 MANUFACTURERS

A. Acceptable Manufacturer: Proline PLJW and Loren Cook Company of Springfield, Missouri.

B. Requests for substitutions will be considered in accordance with provisions of Section 01 6000 - Product Requirements.

2.2 VENTILATION FANS

A. Basis of Design:

1. Model: Cook ACE-D - 1220 CFM
   Description:
   a. Fan shall be roof mounted/Direct Drive, Downblast Centrifugal Exhaust Ventilator.
   b. Housing Size: 28-7/16” x 27-1/16”
   c. Outlet Size: T-Sq= 20”
   d. FSC 5 AMP 120 Volt
   e. Shipping Weight: 47 Lbs.

2. Model: Cook ACE-D - 600 CFM
   Description:
   a. Fan shall be roof mounted/Direct Drive, Downblast Centrifugal Exhaust Ventilator.
   b. Housing Size: 28-7/16” x 27-1/16”
   c. Outlet Size: T-Sq= 20”
   d. FSC 5 AMP 120 Volt
   e. Shipping Weight: 47 Lbs.

3. Model: Cook ACE-D - 1280 CFM
   Description:
   a. Fan shall be roof mounted/Direct Drive, Downblast Centrifugal Exhaust Ventilator.
   b. Housing Size: 28-7/16” x 27-1/16”
   c. Outlet Size: T-Sq= 20”
   d. FSC 5 AMP 120 Volt
   e. Shipping Weight: 47 Lbs.

4. Model: Cook ACRU-D - 1450 CFM
   Description:
   a. Fan shall be roof mounted/Direct Drive, upblast Centrifugal Exhaust Ventilator.
   b. Housing Size: 30-3/16” x 28-5/8”
   c. Outlet Size: T-Sq= 20”
   d. FSC 5 AMP 120 Volt
   e. Shipping Weight: 81 Lbs.

2.3 CERTIFICATION

A. Fan shall be manufactured by an ISO 9001 certified company. Fan shall be listed by Underwriters Laboratories (UL 705) and UL listed for Canada (cUL 705). Fan shall bear the AMCA Certified Ratings Seal for Sound and Air Performance.

2.4 CONSTRUCTION

A. Fan housing shall be minimum 20-gauge galvanized steel and acoustically insulated. Blower and motor assembly shall be mounted to a minimum 14-gauge reinforcing channel and shall be easily removable from the housing. Motor shall be mounted on vibration isolators. Unit shall be supplied with integral wiring box and disconnect receptacle shall be standard. Discharge position shall be convertible from right angle to straight through by moving interchangeable panels. The outlet duct collar shall include a reinforced aluminum damper with continuous aluminum hinge rod and nylon bushings. To accommodate different ceiling thickness, an adjustable pre-punched mounting bracket shall be provided. A white, non-yellowing, high impact styrene injection molded grille shall be provided as standard on 200 and 300 series. A powder painted white steel grille shall be provided as standard on 400 - 900 series. Unit shall be shipped in ISTA Certified Transit Tested Packaging.

2.5 WHEEL

A. Wheel shall be centrifugal forward curved type, constructed of galvanized steel. Wheel shall be balanced in accordance with AMCA Standard 204-05, Balance Quality and Vibration Levels for Fans.

2.6 MOTOR

A. Motor shall be permanent split capacitor with permanently lubricated sealed bearings, built-in thermal overload protection and disconnect plug. Motor shall be furnished at the specified voltage.

PART 3 EXECUTION

3.1 EXAMINATION

A. Do not begin installation until substrates have been properly constructed and prepared.

B. If substrate preparation is the responsibility of another installer, notify Architect in writing of unsatisfactory preparation before proceeding.

3.2 PREPARATION

A. Clean surfaces thoroughly prior to installation.

B. Prepare surfaces using the methods recommended by the manufacturer for achieving the best result for the substrate under the project conditions.

3.3 INSTALLATION

A. Install in accordance with manufacturer's instructions approved submittals

and in proper relationship with adjacent construction.

3.4 FIELD QUALITY CONTROL

A. Field Inspection: Coordinate field inspection in accordance with appropriate sections in Division 01.

B. Manufacturer's Services: Coordinate manufacturer's services in accordance with appropriate sections in Division 01.

3.5 CLEANING AND PROTECTION

A. Clean products in accordance with the manufacturer’s recommendations.

B. Touch-up, repair or replace damaged products before Substantial Completion.

END OF SECTION

TECHNICAL SPECIFICATIONS
SECTION 23 3713
DIFFUSERS, REGISTERS AND GRILLES

PART 1 - GENERAL

1.1 SUMMARY

A. Section Includes:
   1. Diffusers.
   2. Registers/grilles.

B. Related Sections:
   1. Section 09 9123 – Interior Painting: Painting of ductwork visible behind outlets and inlets.

1.2 REFERENCES

A. Air Diffusion Council (ADC):
   1. ADC 1062 - Certification, Rating and Test Manual.

B. Air Movement and Control Association (AMCA):
   1. AMCA 500 - Test Method for Louvers, Dampers and Shutters.

C. Air Conditioning and Refrigeration Institute (ARI):
   1. ARI 650 - Air Outlets and Inlets.

D. American Society of Heating, Refrigerating and Air Conditioning Engineers (ASHRAE):
   1. ASHRAE 70 - Method of Testing for Rating the Air Flow Performance of Outlets and Inlets.

E. Sheet Metal and Air Conditioning Contractors National Association (SMACNA):
   1. SMACNA - HVAC Duct Construction Standard - Metal and Flexible.

F. National Fire Protection Association (NFPA):
   1. NFPA 70 - National Electrical Code.
   2. NFPA 90A - Installation of Air Conditioning and Ventilating Systems.

1.3 SUBMITTALS

A. Procedures for submittals.
   1. Product Data: Provide data for equipment required for this project. Review outlets and inlets as to size, finish, and type of mounting prior to submission. Submit schedule of outlets and inlets showing type, size, location, application, and noise level.

1.4 QUALITY ASSURANCE

A. Test and rate air outlet and inlet performance in accordance with ADC Equipment Test Code 1062 and ASHRAE 70.

B. Test and rate louver performance in accordance with AMCA 500.

C. Qualifications
   1. Manufacturer: Company specializing in manufacturing the Products specified in this section with minimum three years documented experience.

PART 2 - PRODUCTS

2.1 MANUFACTURERS

A. Subject to compliance with project requirements, manufacturers offering Products which may be incorporated in the Work include the following:
   1. Titus .
   2. Ruskin.
   3. Tuttle & Bailey
   4. Or equal.

2.2 SQUARE ACOUSTICAL CEILING DIFFUSERS (TITUS PAS)

A. Perforated ceiling diffusers shall be TITUS models PAS-AA (aluminum, flush face) for supply. The return models shall have the same face and border construction as the supply models for harmonious appearance in the room. Diffusers shall have a perforated face with 3/16-inch diameter holes on ¼-inch staggered centers and no less than 51 percent free area. Perforated face shall be aluminum. The backpan shall be one piece stamped heavy gauge steel of the sizes and mounting types shown on the plans and outlet schedule. The diffuser neck shall have 1 1/8-inch depth for easy duct connection.

B. Diffusers must discharge a uniform horizontal blanket of air into the room and protect ceiling against smudging. Pattern controllers in the supply models shall be mounted on the back of the perforated face and must be field adjustable to allow the discharged air to enter the room in either vertical or one-, two-, three- or four-way horizontal jets. The perforated face must be easily unlatchable from the backpan to facilitate option of the face for pattern controller adjustment or to access an optional damper.

C. The finish shall be an anodic acrylic paint, baked at 315°F for 30 minutes. The pencil hardness must be HB to H.

D. The paint must pass a 100-hour ASTM B117 Corrosive Environments Salt Spray Test without creepage, blistering or deterioration of film. The paint must pass a 250-hour ASTM D870 Water Immersion Test. The paint must also pass the ASTM D2794 Reverse Impact Cracking Test with a 50-inch pound force applied.

E. Optional damper shall be constructed of heavy gauge steel. Damper must be operable from the face of the diffuser by unlatching the diffuser face. The diffuser must be designed such that complete removal of the face is not required during damper adjustment.

F. The manufacturer shall provide published performance data for the perforated diffuser. The diffuser shall be tested in accordance with ANSI/ASHRAE Standard 70-1991.

2.3 CEILING GRID CORE EXHAUST GRILLES (TITUS 300 / 350)

A. Type: Fixed grilles of 1/2 x 1/2 x 1/2-inch louvers.

B. Fabrication: Steel grid with factory baked enamel, “off-white” finish.

C. Insulation: Back plate covered with glass fiber insulation with an aluminum foil vapor barrier to prevent harmful effects of condensation.

PART 3 - EXECUTION

3.1 INSTALLATION

A. Install in accordance with manufacturer's instructions.

B. Coordinate location of outlets and inlets with Architectural reflected ceiling plan and make necessary adjustments in position to conform with architectural features, symmetry, and electrical lighting arrangement.

C. Install diffusers to ductwork with air tight connection.

D. Provide balancing dampers on duct take-off to diffusers, and grilles and registers, despite whether dampers are specified as part of the diffuser, or grille and register assembly.

E. Paint ductwork visible behind air outlets and inlets matte black. Refer to Section 09 9123.

END OF SECTION

TECHNICAL SPECIFICATIONS
SECTION 26 0924
WIRELESS LIGHTING CONTROL SYSTEM

PART 1 - GENERAL

1.1 SUMMARY

A. The following specification details the minimum compliance and related criteria for a complete and fully operational wireless digital addressable lighting control system for selected interior lights.
B. Sequence of operation:
   1. The wireless control system shall be designed to function in a residential type setting where the occupants have full control of the wireless lighting control except under the firephone alarm lighting control.
   2. The wireless lighting shall allow local control of normal and emergency lighting via local wireless wallstations and wireless daylighting sensor control.
   3. The wireless lighting control system shall dim the second floor corridor lighting and second floor stairway lighting to 1.5 footcandles during nighttime hours.
   4. The wireless lighting control system shall turn on the dormitory nights, fixture type “W/3” after dust which shall remain on throughout the night.
   5. The wireless lighting control system shall be connected to the existing firephone alarm lighting system. An alarm input from the existing firephone alarm lighting system shall override the wireless lighting control system and turn on all connected and controlled emergency light fixtures to 100% full bright and turn on the red rotating beacon fixture type “S/360” in the Dining Room and Entertainment Room. The emergency lighting shall remain on until the alarm condition is clear or timed out by the alarm system to retore the wireless lighting control system to normal.
C. Section Includes:
   1. Wireless daylighting sensors
   2. Wireless multisensors
   3. Wired load control module with wireless communications
   4. Zone 0-10V dimming control
   5. Wired and battery power wall station with wireless communications
   6. Wired luminaires with integrated sensors and wireless communications
   7. Wired luminaires with wireless communications
   8. Wireless gateway for control by the existing firephone alarm lighting control system.
   9. Software for integration, configuration, data, and troubleshooting

1.2 RELATED SECTIONS

A. Section 26 0500 – Common Work Results For Electrical
B. Section 26 0513 – Basic Electrical Materials and Methods
C. Section 26 0519 – Low Voltage Wired
D. Section 26 2726 – Wiring Devices

E. Section26 5100 – Lighting

1.3 REFERENCES

A. American National Standards Institute/ (ANSI) (www.ansi.org)C62.41-1991 – Recommended Practice for Surge Voltages in Low-Voltage AC Power Circuits.
B. Institute of Electrical and Electronic Engineers (IEEE) (www.ieee.org) 802.3af-2003 – Power over Ethernet standard
C. International Electrotechnical Commission (www.iec.ch)IEC/EN 61000-4-2:2009 Electrostatic Discharge Testing Standard.
D. International Organization for Standardization (ISO) (www.iso.ch)9001:2000 – Quality Management Systems.
E. National Electrical Manufacturers Association (NEMA) (www.nema.org)WD1 (R2005) - General Color Requirements for Wiring Devices.
F. Underwriters Laboratories, Inc. (UL) (www.ul.com)916 – Energy Management Equipment
G. Federal Communications Commission (FCC) (www.fcc.gov)Title 47 CFR Part 15 Class A

1.4 COORDINATION REQUIREMENTS

A. Coordination
   1. Coordinate the placement of sensors, wallstations and other user input devices
   2. Coordinate the placement of daylight sensors to achieve optimal daylight dimming
B. Prewire meeting: conducted on-site or during design meeting with lighting control system manufacturers or designated representative prior to commencing work as part of the manufacturer's standard practice and startup services. Manufacturer to review with the installer:
   1. Lighting control network wiring
   2. Network IT requirements
   3. Low voltage wiring requirements
   4. Lighting control integration with the existing firephone alarm lighting system
   5. Lighting control system integration network wiring and connectivity
   6. Installer responsibilities
   7. Startup and training schedule and actions

1.5 SUBMITTALS

A. Specification conformance document - Indicate whether the submitted equipment:
B. Meets specification exactly as stated.
C. Meets specification via an alternate means and indicate the specific methodology used.
D. Shop drawings; include:

1. Schematic (one-line diagram) will be specific to the project. Generic one-line diagrams will not be accepted. Provide drawing details for field installation that are specific to the project.
2. Wiring diagrams for typical application installation configurations.
3. Wiring diagrams for typical device installation configurations.

E. Product data: catalog data sheets with performance specifications demonstrating compliance with specified requirements and are specific to the project.
F. Sequence of operation to describe how each component operates.
G. Provide a description of the system.
H. System setup and programming to be provided by installer, certified technician or factory field service personnel.
   1. This will involve an additional charge.
I. Follow-up by field services for “fine tuning” and additional configuration to occur approximately 90 days after system turnover.
   1. This will involve an additional charge.
J. Re-occurring service contractor for site audit and continuing configuration on a 1, 2, or 3 year schedule after system turnover.
   1. This will involve an additional charge.

1.6 CLOSEOUT SUBMITTALS

A. Sustainable design closeout documentation.
B. Wireless lighting control system manufacturer to provide an operation and maintenance manual that details the start-up procedure being performed including a process to follow, details on tests performed and an area that documents any test results.

1.7 QUALITY ASSURANCE

A. Product shall confirm to requirements outlined in NFPA 70
B. Manufacturer: manufacturer shall have at least 10 years of experience in the manufacture of lighting control systems. Manufacturers that do not have at least 10 years of experience shall not be acceptable.
C. System components:
D. Listed by UL specifically for the electronic ballast/driver loads. Provide evidence of compliance upon request.
E. Listed by FCC specifically for the required wireless communication protocols. Provide evidence of compliance upon request.

1.8 APPROVALS

A. 10-working days prior approval before bid date is required for alternate proposals.
B. Complete catalog data, specifications and technical information on alternate equipment must be furnished to the architect and owner at least 30 business days in advance of the submission of approved construction documents.
C. For wired alternatives, manufacturer shall provide wiring diagrams and architectural details of interconnecting wiring for power signal and control.

Contractor shall provide a labor cost (adder or deduction) to install the wired alternative to the lighting control system.

1.9 DELIVERY, STORAGE AND HANDLING

A. Ensure products are delivered as shipped, including pallet assembly and packaging has not been damaged in shipment.
B. Store products in a clean, dry location in manufacturers original packaging.
C. Store products in an environment that meets products ambient and storage temperature per products specification sheets.
D. Store products in an environment that meets products relative humidity of less than 90 percent, non-condensing as outlined on the product specification sheets.
E. The contractor is responsible for complete installation of the entire system according to strict factory standards and requirements.
F. Handling: packaging will include clear installation instructions for all components with typical illustrations of installation locations and connections. The installing contractor can easily match each package to the layout on the design floor plans.

1.10 WARRANTY

A. Provide manufacturer's enhanced 5-year limited warranty:
   1. 5-year limited warranty for the replacement of defective system components from the date of system shipment (except software application).
B. Insight Manager hardware: One year 100 percent parts coverage, one year 100 percent manufacturer labor coverage.
C. Contractor shall provide limited workmanship warranty for one year from customer acceptance.
D. Eaton wireless fixtures with standard 0-10V dimmable ballast or driver module warranty is 5 years. When purchased with the WaveLinx Wireless Lighting Control system this warranty shall also be 5 years by the lighting fixture manufacturer.
E. Extended warranty options may be provided for an additional charge to extend the system warranty to a total of ten 10 years.
F. Recommended extra materials:
   1. Wavelinx wallstations: provide 3 of each product type installed, to be used for maintenance.
   2. Wavelinx relay switchpack: provide 3 of each product type installed, to be used for maintenance.
   3. Wireless area controller: provide 1 of each product type installed, to be used for maintenance.

1.11 COMMISSIONING

A. Provide factory-certified field service engineer to a site visit to ensure proper system installation and operation under following parameters:

B. Qualifications for factory-certified field service engineer:
   1. Certified by the equipment manufacturer on the system installed.
C. Make a visit upon completion of installation of central dimming control system:
   1. Verify connection of power feeds and load circuits.
   2. Verify connection Wallstation controls.
   3. Verify proper connection iCAN link.
   4. Check dimming panel load types and currents and remove by-pass jumpers.
   5. Verify system operation control by control, circuit by circuit.
   6. Obtain sign-off on system functions.
   7. User to be trained on system operation.

1.12 MAINTENANCE MATERIAL SUBMITTALS

A. The manufacturer shall make available to the End-User a method of ordering new equipment for expansions, replacements and spare parts through established distributor channels.
B. The manufacturer shall make new replacement parts available for minimum of 5 years from date of manufacture.
C. The manufacturer shall make directly available to the owner additional software apps that may be desired for a minimum of 10 years from the system's date of purchase.
D. The manufacturer shall provide extended support that is billable at an hourly rate OR support that can be purchased on an annual maintenance contract basis.

1.13 SYSTEM DESCRIPTION & OPERATION

A. The wireless lighting control system shall be capable of providing all of the following functions for all lighting:
   1. Continuous dimming and automatic on/off controls.
   2. Daylight harvesting.
   3. Multi-level scene control.
   4. Astronomic scheduling.
   5. Task Tuning.
   6. Mobile device configuration and control.
B. The wireless lighting control system shall be capable of continuous dimming and switching allowing.
C. The wireless lighting control system shall provide out-of-the-box functionality of all light fixtures with integrated sensors providing occupancy automatic on to 75% light level and automatic off after 20 minutes. Systems that do not include out-of-the-box functionality shall not be acceptable
D. The wireless lighting control system shall provide a method for the installer to verify wireless communications and address all wireless devices with a single push button. Systems that require device addressing using a manual data entry method through software shall not be acceptable.

E. The wireless lighting control system shall provide visible indication on all wireless devices when as each wireless device joins the wireless network. Systems that do not provide a visual indicator per device to the installer shall not be acceptable.
F. The wireless lighting control system shall provide the capabilities for the installer to create a construction group of all wireless occupancy sensors and wireless wallstations to control all installed wireless light fixtures.
G. The wireless lighting control system shall be able to be completely programmed and configured using a mobile application. Systems that require web or pc software for configuration shall not be acceptable.
H. The wireless lighting control system shall allow addressed wireless light fixtures with integrated sensors to be identified by shining a laser or bright flashlight into the sensor. Identified light fixtures shall provide visible indication on the mobile application. Systems that do not permit reverse identification method shall not be acceptable.
I. The wireless lighting control system shall allow wireless wallstations, receptacles, relays and remote sensors to be identified by simple pushbutton method on each device. Identified devices shall provide visible indication on the mobile application. Systems that do not permit reverse identification method shall not be acceptable.
J. The wireless lighting control system shall support standalone and networked topologies. In a standalone topology the wireless area controllers are not connected to an ip network. The user shall be able to program the standalone area controller via a mobile app. In a networked topology, the wireless area controllers are connected to an ip network and communicate with a supervisory system.
K. The wireless lighting control system includes the following components:
    1. Relay Switchpack with 0-10V control shall contain a utility grade power meter chip and a latching relay to control 20Amp load and 120mA 0-10V sink. Device shall include LED indication and pushbutton for device override and identification.
    2. Wallstation shall be mains powered (120/277VAC), including the following features:
        a. Numerous button configurations, supporting small and large engraved buttons
        b. Individual button LED indication
        c. Universal light icon with raise/lower buttons
        d. Each button fully programmable for Area Scene or Zone control
        e. Wireless radio (IEEE 802.15.4)
    3. Battery powered; wireless ceiling sensor shall include the following features:
        a. Passive infrared sensor
        b. Daylight sensor
        c. Wireless radio (IEEE 802.15.4)
        d. LED indication and pushbutton for device identification.

4. Wireless Area Controllers shall wirelessly communicate (IEEE 802.15.4) with all wireless sensors, wireless wallstations, wireless relays, and wireless receptacles to coordinate control areas, and zones. The Wireless Area Controller shall support the following features:
   a. Power over Ethernet port to power the wireless area controller and allow the connection of a wireless area controller to a local area network (LAN).
   b. 802.11 radio acting as a Wi-Fi AP allowing a mobile device to connect to the wireless area controller to program the lighting system.
   c. 802.11 radio acting as a wireless gateway allowing a mobile application or a supervisory system to communicate with the wireless area controller via a wireless local area controller.
   d. Up to 16 areas
   e. Up to 16 zones per area
   f. Area scene configurations
   g. Multiple occupancy sets per area
   h. Multiple daylight sets per area
   i. Scheduling configuration
   j. System backup and restore capabilities
   k. Built-in astronomical clock
5. Mobile application shall communicate using Wi-Fi to a single Wireless Area Controller or a building IT network with multiple Wireless Area Controllers. The Mobile application shall include the following features:
   a. Ability to connect to multiple Wireless Area Controllers
   b. Administrative and user login credentials
   c. Drag and drop or multi select programming of wireless lighting system
6. Supervisory system able to aggregate data from the wireless area controllers and display the data to the user on a human machine interface as well as to third party system via BACnet/IP and Public (REST) API. The supervisory system shall include the following feature:
   a. Ability to discover and connect to multiple wireless area controllers
   b. Aggregate data from the wireless area controllers
   c. Display the health data, i.e., devices faults notifications, and other system's notifications on a web-based HMI application
   d. Provide troubleshooting tips for each detected fault that would allow the individuals responsible to maintain the system easily troubleshoot the system.
   e. Expose the data aggregated from the networked wireless area controllers to third party system via BACnet/IP and Public (REST) API
   f. Receive automatic demand response signal for load shedding from third party system via BACnet/IP and Public (REST) API and broadcast it to the connected wireless area controllers.

g. Manage the supervisory system's user accounts
h. Manage the supervisory system's software upgrades
i. Backup/restore the Supervisory System (OS, application and database)
j. The wireless shall meet and comply with IEC cybersecurity measure IEC-62443. This is the international standard for cybersecurity in wireless lighting controls.

1.14 LIGHTING CONTROL APPLICATIONS

A. Minimum lighting control performance required, unless local energy code is more stringent.
B. Provide smooth and continuous daylight dimming for areas marked on drawings. Daylighting control system may be designed to dim electric light to the lowest light level and off.
C. Provide the ability to adjust the high end and low-end trim of the dimmers to ensure the lighting automatically provides energy saving even when daylighting calls for full illumination.
D. Provide the ability for the dimmers and the relays to function separately. Systems where the 0-10v dimmers and relays are tied together reduce design capabilities and shall not be acceptable.
E. Additional controls:
   1. Egress lighting control shall be integral to the system. The system shall provide an automatic control of adjacent corridor and/or egress lighting based upon room occupancy. Systems that do not ensure that adjacent corridor and/or egress lighting is controlled with room occupancy shall not be acceptable.
   2. Shall be able to communicate with third party system such as a building automation system by means of native BACnet/IP communication hosted on the supervisory system. The supervisory system shall be on the same subnet as the third-party system.
   3. Shall be able to communicate with third party systems such as IoT platforms or AV systems by means of restful API commands via the public API interface hosted on the supervisory system. The supervisory system shall be able to communicate to the third system via the IP network provided by the customer through the proper ports.

PART 2 - PRODUCTS

2.1 MANUFACTURERS

A. Acceptable Manufacturer: Eaton Lighting Systems
B. Basis of design product: Eaton WaveLinx Wireless Connected Lighting system or subject to compliance and prior approval with specified requirements of this section, one of the following:
   1. Eaton WaveLinx Wireless Connected Lighting (WCL) system
   2. Pre- Approved Equal

C. Substitutions:
   1. All proposed substitutions (clearly delineated as such) must be submitted in writing for approval by the design professional a minimum of 10 working days prior to the bid date and must be made available to all bidders. Proposed substitutes must be accompanied by a review of the specification noting compliance on a line-by-line basis.
   2. Any substitutions provided by the contractor shall be reviewed at the contractor's expense by the electrical engineer at a rate of [$200.00] per hour.
   3. By using pre-approved substitutions, the contractor accepts responsibility and associated costs for all required modifications to circuitry, devices and wiring. The contractor shall provide complete engineered shop drawings (including power and control wiring) with deviations from the original design, highlighted in an alternate color, to the engineer for review and approval prior to rough-in.

2.2 CONNECTED DEVICES

A. Load control devices.
   1. Product: WaveLinx Relay Switchpack with 0-10 [WSP-MV-10]
      a. Plenum rated
      b. Integrated, self-contained unit consisting internally of an isolated load switching control relay [and a power supply to provide low voltage power].
      c. 20amp 120/277VAC General Purpose
      d. Single class 2 0-10V dimming output (IEC 60929 Annex E) sinks up to 120mA per (40 µA max per circuit leakage to line)
      e. 0-10V output supports up to 60 ballasts/drivers that draw a standard 2mA each
      f. Power measurement accuracy of 5%, reporting data to the Wireless Area Controller for display on the WaveLinx Mobile Application
      g. Shall be compatible with electronic ballast, LED, incandescent, magnetic or electronic low voltage, and magnetic or electronic fluorescent, as well as motor loads.
      h. Controls incorporate non-volatile memory. Should power be interrupted and subsequently restored, settings and parameters saved in protected memory shall not be lost.
      i. Relay Switchpack shall be FCC certified.
      j. Relay Switchpack shall be a Class 1 device
   2. Product: WaveLinx Receptacle [WR-15]
      a. Integrated, self-contained unit providing a constant hot plug connection and a controlled plug connection.
      b. 15amp 120VAC constant hot
      c. 15amp 120VAC controlled load
      d. Controlled load plug shall be labelled with "Controlled" and NEMA standard symbol for controlled plug loads.

e. Power measurement accuracy of 5%, reporting data to the Wireless Area Controller for display on the WaveLinx Mobile Application
f. Shall provide LED indication of status and wireless communication as well as override button.
g. Controls incorporate non-volatile memory. Should power be interrupted and subsequently restored, settings and parameters saved in protected memory shall not be lost.
h. WaveLinx Receptacle shall be FCC certified.
i. WaveLinx Receptacle shall be a Class 1 device

2.3 CONTROL DEVICES.

A. Product: WaveLinx Wallstation [W1L-W],[W1L-RL-W],[W2L-*],[W2L-RL-W],[W3L-W],[W2S-W],[W2S-RL-W],[W4S-W],[W4S-RL-W],[W5S-W],[W6S-W]
1. Battery powered wireless wallstation providing multi-level control of an area or zone
2. Mains powered wireless wallstation providing multi-level control of an area or zone
3. 120VAC input
4. Shall provide individual button LED indication of status and wireless communication as well as selected button.
5. Controls incorporate non-volatile memory. Should power be interrupted and subsequently restored, settings and parameters saved in protected memory shall not be lost.
6. WaveLinx Wallstation shall be FCC certified.
7. WaveLinx Wallstation shall be a Class 1 device
8. Wireless momentary pushbutton switches in 2, 3, 4, 5 and 6 button configuration; available in white, ivory, grey and black; compatible with wall plates with decorator opening. Wallstations shall include the following features:
9. Multi-level scene selection
10. Scene raise/lower
11. Toggle ON/OFF
12. Removable buttons for field replacement with engraved buttons and/or alternate color buttons [ENGRV-WBTNL-W], [ENGRV-WBTNS-W]. Button replacement may be completed without removing the switch from the wall.
13. Intuitive button labeling to match application and load controls.
14. Pre-defined digital button configurations. Each wallstation is shipped with pre-defined digital button configurations which are automatically mapped to specific area/zone controls when added to an area in the WaveLinx Mobile Application.
15. Multiple WaveLinx wallstations may be installed in an area by simply connecting them to the WaveLinx network. No additional configuration will be required to achieve multi-way switching.

16. WaveLinx wallstations are delivered with pre-defined functions including, raise, lower, Half Lights, Full Lights, Read, Relax, Dimmed, Night, manual and scene control.
17. Optional custom labeling is available for application or location specific wallstation button labels.

2.4 CONNECTED SENSORS

A. Ceiling mounted or fixture integrated sensors.
   1. Product: WaveLinx Ceiling Sensor [CWPD-1500]
      a. Occupancy Sensing:
         1) PIR multiple segmented lens, with internal grooves to eliminate dust and residue build-up.
         2) Products tested in identical manner, complaint to NEMA WD 7 - 2011 Occupancy Motion Sensors Standards
         3) Sensor shall have time delays from 10 to 20 min
         4) Sensor battery life shall be 10 years based on approximately 30 activations and wireless signals per day.
      b. Daylight Sensing:
         1) Open loop daylight sensor
         2) 100-900lux
         3) Light input within 60° cone
      c. Power failure memory:
         1) Controls incorporate non-volatile memory. Should power be interrupted and subsequently restored, settings and parameters saved in protected memory shall not be lost.
         2) Sensor is battery powered by standard AA batteries
      d. Sensor wireless reporting:
         1) Battery life through the WaveLinx Mobile Application
         2) Occupancy status
         3) Ambient light level
      e. All sensors shall provide an LED as a visual means of indication at all times to verify that motion is being detected during both testing and normal operation
      f. Sensor shall wirelessly transmit occupancy; light level, power to the WaveLinx Wireless Area Controller which allows the data to be stored in a central location on premises and displayed via the WaveLinx Mobile Application.
      g. Sensors shall be fully adaptive with the ability to have the sensitively and timing to be remotely adjusted to ensure optimal lighting control for any use of the space.
      h. Sensors have remotely adjustable settings for dimming levels, occupied/unoccupied light levels, occupancy/vacancy sensing, and sensitivity to changes in motion and changes in ambient light levels.

i. Sensors have the ability to remotely adjust light output to reduced levels and remain at that reduced level for an adjustable time period before turning off when a space is vacant.
j. Programming is stored in each sensor in addition to the Wireless Area Controller. Sensors operate independently of from Wireless Area Controller, so there cannot be single point failure. Systems must operate so there is no single point of failure.

2. Product: WaveLinx Integrated Sensor [SWPD1]
   a. Sensing mechanism:
   b. [Infrared]: Utilize multiple segmented lens, with internal grooves to eliminate dust and residue build-up.
   c. [Daylight]: Utilize integrated daylight sensor to provide closed loop daylight dimming control. Each WaveLinx Integrated Sensor provides an individual daylight dimming zone to provide highly accurate daylight levels at the work surface throughout the entire space.
   d. Power failure memory:
      1) Controls incorporate non-volatile memory. Should power be interrupted and subsequently restored, settings and parameters saved in protected memory shall not be lost.
   e. Products tested in identical manner, complaint to NEMA WD 7 -2011 Occupancy Motion Sensors Standards
   f. Sensor shall have time delays from 10 to 20 min
   g. Sensor shall provide unique daylight calibration taking into account for light level at the sensors, work surface and integrated luminaire light output.
   h. All sensors shall provide an LED as a visual means of indication at all times to verify that motion is being detected during both testing and normal operation
      1) Green LED indication when sensor is in out-of-the-box operation mode
      2) White LED indication when sensor has been connected to the WaveLinx wireless lighting control system
   i. Test mode- fifteen second time delay
   j. Walk-through mode
   k. Sensors are RoHS compliant
   l. Sensor shall provide out-of-the-box functionality of occupancy detection, directly controlling integrated fixture.
      1) Occupied default light level is 75%
      2) Unoccupied default light level is OFF
      3) Occupancy default time out is 20 minutes
   m. Sensors shall monitor changes in occupancy, changes in ambient light levels and communicate digital control commands to light fixtures according to a control strategy.

n. Sensor shall wirelessly transmit occupancy; light level, power to the WaveLinx Wireless Area Controller which allows the data to be stored in a central location on premises and displayed via the WaveLinx Mobile Application.
o. Sensors shall be fully adaptive with the ability to have the sensitively and timing to be remotely adjusted to ensure optimal lighting control for any use of the space.
p. Sensors have remotely adjustable settings for dimming levels, occupied/unoccupied light levels, occupancy/vacancy sensing, and sensitivity to changes in motion and changes in ambient light levels.
q. Sensors have the ability to remotely adjust light output to reduced levels and remain at that reduced level for an adjustable time period before turning off when a space is vacant.
r. Programming is stored in each sensor in addition to the Wireless Area Controller. Sensors operate independently of from Wireless Area Controller, so there cannot be single point failure. Systems must operate so there is no single point of failure.

3. Product: WaveLinx Tile mount Daylight Sensor [TMSWPD1]
   a. Sensing mechanism:
   b. [Daylight]: Utilize Tile mount daylight sensor to provide closed loop daylight dimming control to a circuit of connected fixtures.
   c. Power failure memory:
      1) Controls incorporate non-volatile memory. Should power be interrupted and subsequently restored, settings and parameters saved in protected memory shall not be lost.
   d. Tile mount sensor connects to a control module which supports up to 3Amps of connected fixtures.
   e. Tile mount is designed to be installed in a ½” or ¾” ceiling tile within 54” of the control module and connected fixtures.
   f. Sensor shall provide unique daylight calibration taking into account for light level at the sensors, work surface and integrated luminaire light output.
   g. All sensors shall provide an LED as a visual means of indication and diagnostics.
   h. Sensors are RoHS compliant
   i. Control Module:
      1) Sensor shall connect to a 0-10V dimmable ballast or driver via a control module or connect to a WaveLinx enabled drivers without the use of WaveLinx control module.
      2) Sensor shall connect to a controller via a low voltage cable for interior applications.
      3) If power dropouts in the event of a brown-out or black-out, when power is restored, the lighting system should recover quickly and automatically return to the last lighting levels. A momentary interruption (1 or 2 seconds) of power should not cause

extended periods (20 seconds or more) without lighting while the system reboots and all other electrical equipment is back on.

4) Control Module shall be installed by luminaire manufacturer and is shipped as an integral component to the luminaire.

j. Sensor shall be FCC certified.
k. Sensor shall be a Class 2 device.
l. System shall support user initiated manual demand response and utility or BMS initiated automatic demand response.

4. Control Module Components:
   a. Power Measurement capable of 5% power measurement accuracy.
   b. Controller to include latching relay, to decrease power requirements of the power pack.
   c. Operate Bounce Time: 3 ms. Max.
   d. Max Switching Voltage 277VAC and 125VDC.
   e. Insulation Rating: Class B and Class F.
   f. Operations:
      1) Control Module and Sensor shall communicate energy usage Wireless Area Controller.
   g. Listed to UL 916.
   h. FCC Part 15 Class A certified.
   i. Manufacturer to pre-wire control module in fixture.
   j. Control module shall be plenum rated.
   k. Connection between sensors and control module shall be Class 2, 18-24 AWG, stranded or solid depending on the application U.L Classified, PVC insulated or TEFLON jacketed cable suitable for use in plenums.

2.5 CONNECTED SPACES

A. WaveLinx Wireless Area Controller [WAC-POE]
   1. Spaces shall be equipped with a control device to automatically shut off lighting in those areas. This automatic control device shall function on either:
      a. A timeclock scheduling basis where the interior and exterior lights controlled by the wireless area controller are changed based on the time of day or the astronomic (sunrise and sunset).
         1) The astronomical timeclock shall be integrated into the wireless area controller and shall not require any internet connection to maintain its time.,
         2) The timeclock programming and time clock settings shall be retained after a power loss.
         3) The timeclock shall allow weekly recurrences
         4) Time clock events can be scheduled to:
            a) Set areas to desired scenes
            b) Zone light levels to the desired light level
            c) Zone light levels when occupied

d) Zone light levels when unoccupied

b. An occupancy basis where the interior and exterior lights controlled by the wireless area controller are changed based on the occupancy set status. The occupancy set is composed of one or more occupancy sensors and it shall turn lighting off within 20 minutes of an occupant leaving a space

c. A manual command basis where a user or a program send an override command using a wireless wallstation, the mobile application or via bacnet/IP or Public API. The bacnet/IP and Public API signal will receive via the Insight Manager/supervisory system.

2. Provide Wireless Area Controllers [WAC-POE] in the locations and capacities as indicated on the plans and schedules. Each Wireless Area Controller [WAC-POE] shall have the following capabilities:
   a. The Wireless Area Controller [WAC-POE] is a server class appliance that discovers, programs and manages WaveLinx connected devices, connected sensors and connected Apps.
   b. Uses industry standard HTTPS security with AES-128 encryption safeguards the integrity of the entire system. Backups prevent data loss and restore fixtures to operational modes. It constantly monitors areas to ensure that spaces are managed according to the assigned user preferences and tasks being performed.
   c. Powered-over-Ethernet (PoE) at 48V device (IEEE802.3af), utilizes the building PoE network switches(by others) or a PoE injector [WPOE-120] (accessory by Eaton) for power and network connection.
   d. Maximum CAT 5e cable distance between the Wireless Area Controller and a network PoE switch is 330 feet. Care shall be taken when routing the cable to not exceed the 330-foot limitation including travel distance up and down structures.
   e. Wi-Fi access point and wireless client capabilities. Wi-Fi capabilities are automatically disabled if the Wireless Area Controller is physically connected to a building LAN and receives an IP address. Systems that allow multiple simulations methods of network connection (Wi-Fi & LAN) shall not be acceptable.
   f. 2.4 GHz Transceiver for IEEE 802.15.4 wireless radio for communication to connected devices and sensors.
   g. Shall support AES 128-bit encryption
   h. LED indicators for status of various wireless radios and communications.
   i. Shall be FCC Part 15 Class A, RoHS certified.
   j. Wireless Area Controller connection cables shall be plenum rated.
   k. Shall be Class 2 devices.
   l. Construction Grouping

1) PAIR button to allow automatic creation of Construction Group allowing simplified automatic control of all connected devices and sensors.
2) The patent-pending Construction Grouping mode permits contractors to complete a quick system start-up to confirm that the devices have been installed correctly, instead of waiting for factory-trained technicians to get the lights on a project in working order. Contractors follow a simple process to pair the wireless devices with the appropriate WAC and initiate occupancy-based lighting control functionality. This saves lighting energy during the construction phase of the project by ensuring that the lights are turned off when the area is unoccupied.
3) Construction grouping provides visual indication to the installer that devices have received wireless communication from the Wireless Area Controller and received a unique individual address. Systems that do not provide visual indication of device connection to the wireless network shall not be acceptable.
4) Construction grouping provides automatic grouping of connected devices to provide simple occupancy-based and wallstation control of all devices, without the need of a factory trained technician. Systems that require special software or training to group wireless devices shall not be acceptable.

2.6 CONNECTED APPLICATIONS

A. WaveLinx Mobile Application [WAPP]
   1. Administrative programming and editing may be conducted via an intuitive iOS or Android mobile application.
   2. WaveLinx Mobile shall support the following features:
      a. Network discovery of multiple Wireless Area Controllers
      b. Naming and identification of Wireless Area Controllers
      c. Unique administrative login credentials for each Wireless Area Controller
      d. Discovery of wireless devices per Wireless Area Controller (Find Devices)
      e. Creation of up to 16 Areas per Wireless Area Controller
      f. Creation of up to 16 Zones per area
      g. Creation of multiple Occupancy Sets per area
      h. Creation of Daylight Sets for each integrated luminaire
      i. Creation of Demand Response values for each area
      j. Definition of scene values for each area
      k. Definition of schedules for each Wireless Area Controller
      l. Blink identification and reverse identification of each connected devices and sensor

m. Identified connected devices and sensors will indicate on the WaveLinx Mobile Application their selection by the device icon pulsing on the screen.
n. Ability to utilize drag and drop, multi select and filter capabilities for easy association of connected devices and sensors to a defined area.
o. Automatic Code Commissioning features include:
   1) Automatic association of all devices added to an area to provide a California Title 24 2016 code compliant sequence of operations
   2) All occupancy sensors are joined together to provide an Automatic ON to 50% light level
   3) All occupancy sensors are joined together to provide an Automatic OFF of all luminaires and plug loads after 20 minutes of with no occupancy detected.
   4) Automatic closed loop daylighting to approximately 500lux
   5) Automatic wallstation button mapping providing the dominant button providing a 50% light level all other buttons provide multi-level dimming control from 30%-100%
   6) Automatic display of area power measurement data
   7) Additional screens if needed to adjust Automatic Code Commissioning settings.

PART 3 - Execution

3.1 INSTALLATION

A. The control system shall be installed and fully wired as shown on the plans by the installing contractor. The contractor shall complete all electrical connections to all control circuits.
B. Install the work of this Section in accordance with manufacturer’s printed instructions unless otherwise indicated.
C. Provide written or computer-generated documentation on the commissioning of the system including room by room description including:
D. Sensor parameters, time delays, sensitivities and daylighting setpoints.
E. Sequence of operation, (e.g., manual ON, Auto OFF. etc.).
F. Load parameters (e.g., blink warning, etc.).

3.2 PRODUCT SUPPORT AND SERVICE

A. Factory telephone support shall be available at no cost to the owner. Factory assistance shall consist of solving programming or application questions concerning the control equipment.

3.3 FACTORY COMMISSIONING (OPTIONAL)

A. Upon completion of the installation, the system shall be commissioned by the manufacturer's factory authorized representative who will verify a complete fully functional system.
B. The electrical contractor shall provide both the manufacturer and the electrical engineer with twenty-one working days written notice of the system startup and adjustment date.

C. Upon completion of the system commissioning the factory-authorized technician shall provide the proper training to the owner's personnel on the adjustment and maintenance of the system.
D. Qualifications for factory certified field service engineer:
   1. Certified by the equipment manufacturer on the system installed.
E. Make first visit upon completion of installation of WaveLinx Wireless Connected Lighting system:
   1. Verify locations of Wireless Area Controllers
   2. Verify implementation of Construction Group process
   3. Identify connected devices and program using WaveLinx Mobile and Automatic Code Commissioning.
   4. Verify that system operation control based on defined sequence of operations (SOO).
   5. Obtain sign-off on system functions.
F. Make second visit (optional) to demonstrate and educate Owner’s representative on system capabilities, programming, fine tuning and maintenance.
G. Due to building operations, start-up of WaveLinx Wireless Connected Lighting system may be required outside of normal business hours (Monday through Friday, 7 a.m. to 5 p.m.).

3.4 CLOSEOUT ACTIVITIES
A. Training Visit
B. Lighting control system manufacturer to provide 1-day additional on-site system training to site personnel. This shall be a part of the second visit by field service to the site. A separate third visit will require an additional charge.
C. During this visit, the manufacturer’s Field Service Engineer will perform tasks, at the request of the facility representative or Commissioning Agent, such as to demonstrate wall control functions, explain or describe occupancy and/or daylight sensor functionality.
D. On-site Walkthrough
E. Lighting control system manufacturer to provide a factory certified Field Service Engineer to demonstrate system functionality to the Commissioning Agent.

3.5 MAINTENANCE
A. Capable of providing on-site service support within 48 hours anywhere in continental United States and within 72 hours worldwide except where special visas are required.
B. Offer renewable service contract on yearly basis, to include parts, factory labor, and annual training visits. Make service contracts available up to ten years after date of system startup. Additional service contracts and warranties need to be verified as being available.
C. Prior to bid, confirm if an on-site meeting between the Lighting Control System Manufacturer and a Facility Representative will be required to evaluate system usage after the building has been in operation for a

predetermined period of time. If a field service visit is required for Acceptance Testing or building commissioning, it shall be as an additional charge unless specifically stated in the specification and confirmed on the WaveLinx Wireless Connected Lighting bill of materials.

END OF SECTION

TECHNICAL SPECIFICATIONS
SECTION 26 0500
COMMON WORK RESULTS FOR ELECTRICAL

PART 1 - GENERAL

1.1 SUMMARY

A. Section Includes:
   1. Basic electrical methods.
   2. Grounding and bonding.
   3. Electrical identification.
   4. Electrical system testing and inspection.

B. Related Documents: Additional requirements and information necessary to complete the Work of this Section may be found in other documents.

1.2 REFERENCES

A. National Electrical Contractors Association (NECA):
   1. NECA SI - Standard of Installation.

B. National Electrical Manufacturers Association (NEMA):
   1. NEMA KS 1 - Enclosed Switches.

C. National Electrical Testing Association (NETA):
   1. NETA ATS - Acceptance Testing Specifications for Electrical Power Distribution Equipment and Systems.

D. National Fire Protection Association (NFPA):
   1. NFPA 70 - National Electrical Code.

1.3 SUBMITTALS

A. Submittal Procedures: Procedures for submittals.
   1. Product Data:
      a. Grounding connections.
   2. Assurance/Control Submittals:
      a. Electrical System Test Reports: Submit report including the following directly to Project Manager from Testing Laboratory, with copy to Contractor.
         1) Summary of project.
         2) Description of equipment tested.
         3) Description of test.
         4) Test results.

5) Conclusions and recommendations.
6) Appendix, including appropriate test forms.
7) List of test equipment used and calibration date.
8) Signature of responsible Testing Laboratory Officer.

b. Certificates: Manufacturer's certificate that each Product specified meet or exceed specified requirements.

c. Qualification Documentation: Submit documentation of experience indication compliance with specified qualification requirements.

B. Closeout Submittals: Procedures for closeout submittals.
1. Project Record Documents: Accurately record the following.
a. Locations of components.

1.4 QUALITY ASSURANCE

A. Installer Qualifications: Company specializing in performing Work of this Section with minimum 5 years documented experience.

B. Regulatory Requirements:
1. Conform to requirements of NFPA 70.
2. Products: Listed and classified by Underwriters Laboratories, Incorporated as suitable for the purpose specified and indicated.

1.5 BASIC ELECTRICAL METHODS

A. Drawings are schematic and diagrammatic. Use judgment and care to install electrical Work to function properly and fit within building construction and finishes. Electrical conductors, conduit, components, not shown or specified, which are required for any device or system to produce a complete and operative system are required to be furnished and installed.

B. Exact location of outlets is determined from dimension on Drawings, manufacturer's shop drawings, or as may be determined at Project Site. Do not scale Drawings for exact location of any item. Verify item mounting heights as required by project conditions prior to rough-in.

C. Route conduits and wiring associated with new equipment and systems above ceilings, in existing chases, and concealed within building structure.

D. Surface mounted raceways or conduit permitted only at locations indicated on Drawings.

E. Circuit grouping, conduit or cable runs, and home runs are indicated with number of conductors shown in each raceway to clarify operation and function of various

systems. Provide proper number of conductors and conduits or cables to provide operative system as indicated on Contract Documents. Do not regroup any feeder circuits, branch circuits, home runs, and zone alarms at any point, from that shown on Contract Documents.

F. Branch and home run circuits are indicated as 2, 3, or 4 wire circuits unless otherwise noted. Do not connect two ungrounded conductors to same circuit breaker/fused switch in any panel. Circuit runs consist of a maximum of five conductors; 3 phase conductors, 1 neutral conductor for each phase conductor, and 1 equipment ground conductor, unless otherwise noted. Do not splice branch circuit conductors in any panels, safety switches, or non-automatic circuit breakers in separate enclosures.

G. New equipment, switches, devices, shown mounted on and/or adjacent to equipment, which if installed, would impair proper operation of existing or new equipment, shall be removed and relocated by Contractor as required so equipment will function properly. Notify Project Manager immediately if any such condition exists.

H. Seal and make permanently watertight penetrations by electrical raceways or equipment through ceilings, walls, or floors.
   1. Seal penetrations in non-fire rated ceilings, walls, or floors material.
   2. Seal penetrations in fire rated walls with listed fire stop sealant / caulking.

I. Tighten electrical connectors and terminals, including screws and bolts, in accordance with equipment manufacturer's published torque tightening values for equipment connectors. Where manufacturer's torquing requirements are not indicated, tighten connectors and terminals to comply with tightening torques specified in UL 486A, and NFPA 70.

J. Install equipment and materials to provide required maintenance and code working clearance for servicing and maintenance. Coordinate final location of concealed equipment and devices requiring access with final location of required access panels and doors. Allow required space for removal of parts that require replacement or servicing.

K. Remove existing equipment, lighting fixtures, switches, and receptacles as required to facilitate new installation. Remove existing wiring and conduit serving items to be removed. Conduit in inaccessible areas shall be cut off below finished surfaces and existing surface patched to match existing. Provide blank plates on existing flush mounted outlet boxes that will be abandoned. Remove all abandoned conductors from raceways.

PART 2 - PRODUCTS

2.1 ELECTRICAL IDENTIFICATION

A. Nameplates:
   1. Engraved three-layer laminated phenolic plastic, white letters on black background.
   2. Locations:
      a. Each electrical distribution and control equipment enclosure.
      b. Communication cabinets.
      c. Terminal Cabinets.
      d. Separately enclosed circuit breakers.
      e. Panelboards
      f. Pull boxes.
      g. Switches and disconnects.
   3. Letter Size:
      a. Use 1/8-inch letters for identifying individual equipment and loads.
      b. Use 1/4-inch letters for identifying grouped equipment and loads.

B. Wire and Cable Markers:
   1. Description: Cloth tape or tubing type wire markers.
   2. Locations: Each conductor at panelboard gutters, pull boxes, outlet and junction boxes, and each load connection.
   3. Legend:
      a. Power Circuits: Branch circuit or feeder number indicated on Drawings.
      b. Control Circuits: Control wire number indicated on schematic and interconnection diagrams on Drawings.

C. Conduit Markers:
   1. Location: Furnish markers for each conduit longer than10 feet.
   2. Spacing: 20 feet.

PART 3 - EXECUTION

3.1 EXAMINATION

A. Execution Requirements: Verification of existing conditions before starting work.

B. Verification of Conditions: Verify that field measurements, surfaces, substrates, and conditions are as required, and ready to receive Work.

C. Report in writing to Project Manager prevailing conditions that will adversely affect satisfactory execution of the Work of this Section. Do not proceed with Work until unsatisfactory conditions have been corrected.

D. By beginning Work, Contractor accepts conditions and assumes responsibility for correcting unsuitable conditions encountered at no additional cost to the City.

3.2 INSTALLATION - GROUNDING AND BONDING

A. Provide bonding and grounding in conformance with NFPA 70.

B. Equipment Grounding Conductor: Provide separate, insulated conductor within each feeder and branch circuit raceway. Terminate each end on suitable lug, bus, or bushing.

C. Testing and Inspection:
   1. Inspect and test in accordance with NETA ATS, except Section 4.
   2. Perform inspections and tests listed in NETA ATS, Section 7.13.

3.3 INSTALLATION - ELECTRICAL IDENTIFICATION

A. Install nameplate parallel to equipment lines.

B. Secure nameplate to equipment front using stainless steel screws. Use minimum two screws at each end of nameplate.

C. Secure nameplate to outside surface of door on panelboards and switchboards.

3.4 FIELD QUALITY CONTROL - ELECTRICAL TESTING AND INSPECTION

A. Conduct testing to Determine that Electrical Equipment and Systems:
   1. Are in conformance with Contract Documents and applicable reference standards.
   2. Is professionally installed without damage due either to installation or shipment.
   3. Operate correctly, meet design intent, and are performing at optimum level, in safe manner.

B. Provide a complete written record of operational values to be used as a baseline for future operational testing.

C. Instrumentation:

1. Provide calibration program that assures applicable test instrumentation is maintained within rated accuracy and directly traceable to National Bureau of Standards.
2. Calibrate instruments in accordance with following frequency schedule:
   a. Field Instruments:
      1) Analog - 6 months maximum.
      2) Digital - 12 months maximum.
   b. Leased Specialty Equipment: 12 months. (Where accuracy is guaranteed by lessor.)
3. Dated Calibration Labels: Visible on test equipment.
4. Keep records current; show date and result of instruments calibrated or tested.
5. Maintain current instrument calibration instruction and procedure for each test instrument.
6. Calibrating Standard: Higher accuracy than that of instrument being calibrated.

D. Regulatory Requirements:
1. Safety Practices: Include, but not limited to, the following requirements:
   a. Occupational Safety and Health Act of 1970 - OSHA.
   b. Accident Prevention Manual for Industrial Operations, Seventh Edition, National Safety Council, Chapter 4.
   c. Applicable State and Local Safety Operating Procedures.
   d. NETA Safety/Accident Prevention Program.
   e. NFPA 70E - Electrical Safety Requirements for Employee Workplace.
   f. American National Standards for Personnel Protection, ANSI Z244.1.
2. Perform tests with apparatus de-energized except where otherwise specifically required herein.
3. Testing Laboratory: Provide a designated safety representative present at Project Site and supervise safety operations.
4. Power Circuits: Conductors shorted to ground by a hot line grounded device approved for the purpose.
5. Do not proceed until safety representative has determined that it is safe to do so.
6. Testing Laboratory: Provide sufficient protective barriers and warning signs to conduct specified tests safely.

E. Tests and inspections include, but are not limited to the following:
1. Proper operation of equipment.
2. Continuity of raceway system.
3. Insulation leakage and impedances.
4. Ground system resistance.
5. Sub-system tests indicated in other Sections.

F. Load balance all electrical phases, at device, panels, and switchboards.

G. Perform electrical system testing and inspection as specified in each Division 16 Section and as specified in this Section.

END OF SECTION

TECHNICAL SPECIFICATIONS
SECTION 26 0513
BASIC ELECTRICAL MATERIALS AND METHODS

PART 1 GENERAL

SUMMARY: Furnish materials and perform labor required to execute this work indicated on the drawings, as specified, and as necessary to complete the Contract, including, but not limited to, these major items:

A. Examine all other sections for work related to those other sections and required to be included as work under this section.

B. Make arrangements with the Power and Telephone Companies for services of power and telephone systems, and pay all fees and charges levied by them. Notify utility companies when work under this section commences.

C. Telephone service, including conduits, backboards and grounding per Telephone Co.'s requirements.

D. Cable Television service, including conduits, cabinets, cabling and grounding as required by Cable Television Company.

E. Obtain all permits required from all agencies and plan for all inspections required.

F. Complete power and lighting branch circuit wiring including junction boxes, pull boxes, outlet boxes, devices, cable supports, grounding equipment, materials, and equipment for a complete installation.

G. Lighting fixtures and lamps in fixtures see lighting fixtures schedule on drawings.

H. Complete line and low voltage wiring and connections of HVAC and plumbing equipment. Provide gutters, disconnect switches, fuses, relays, time switches, and all auxiliaries.

I. Power panelboards, transfer switches, feeders, conduit, pull boxes and all auxiliaries.

J. Wiring and connections to all electrically operated equipment and appliances as shown on the drawings.

K. Bakelite nameplates.

L. Temporary electrical service as needed for all trades during construction of project.

M. Conduit, with cables, for the Cable TV system as indicated, including boxes, cabinets, and miscellaneous hardware and finish plates.

N. Power for Smoke and Fire Detection System complete, including conduit, wiring, outlets, fittings, and devices.

O. Fire Alarm system complete with control panel, annunciator and including conduit, detectors, devices as indicated and required, wiring, outlets, fittings.

P. Construction permits.

Q. Record and "as-built" drawings.

R. Certificates and warranties.

S. Owner manuals.

T. Perform all other work necessary for the complete installation of all electrical work as herein specified. Refer to the approved electrical plan set for details.

PART 2 - MATERIALS

2.1 CONDUIT AND RACEWAYS

A. All shall be provided with fittings and accessories approved for purpose and equal in all respects to raceway.

B. Rigid steel conduit shall be hot-dipped galvanized and comply with U.S. Standard UL6 and ANSI Standard C80.1.

C. Intermediate steel conduit shall be hot-dipped galvanized and comply with U.S. Standard 1242.

D. Electrical metallic tubing (EMT) shall be galvanized on the outside and coated on the inside with a hard-smooth lacquer finish. EMT fittings shall be steel compression gland. EMT shall comply with U.L. 797 and ANSI C80-3.

E. Flexible metallic conduit shall be galvanized steel with steel fittings. Liquid and moisture tight conduit shall be American Brass with Appleton "ST" connectors or acceptable equal. Flexible conduit shall be only used in concealed areas in walls for connection to recessed light fixtures, motors, and transformers.

F. Plastic conduit shall be polyvinyl chloride (PVC) Schedule 40 for direct burial or Type I for concrete encased, for use with 90°C. Conduits as manufactured by Carlon, Kraylon, Borg Wagner, Stauffer, Triangle or acceptable equal.

G. Surface metal raceway shall be Wiremold or Walker-Parkersburg. Raceways and fittings shall be of one manufacturer and designed for use together.

H. Wireways shall be hinged cover or screw cover complete with all necessary manufactured fittings which shall be of one manufacturer. Wireway shall be Square D square duct or approved equal by G.E., ITE.

1. Plastic-coated conduit shall be rigid galvanized steel conduit having a 0.030" minimum thick factory-bonded PVC jacket, using pre-jacketed couplings as manufactured by Pittsburgh Robroy, Plastic Applicator, Occidental or approved equal.

2.2 WIRE AND CABLES

A. All shall be new. All conductors #8 AWG and larger, shall be stranded. Color code all conductors as specified and as prescribed by NEC unless specified otherwise.

B. Secondary voltage (600 volt or below) cables and wires shall be copper, unless otherwise indicated on drawings, single conductor rated 600 volts conforming to or exceeding IPCEA Specifications and shall be as follows:

1. In sizes #1/0 AWG to 4/0: Cross-linked polyethylene insulation type XHHW (75 - 90°) or THWN.

2. In sizes 250 MCM and larger: Type RHW/USE or THWN.

3. In sizes #1 AWG and smaller: All conductors shall have heat/moisture resistant thermoplastic insulation type THW or THWN (75°C), except as follows:

a. Where conduit temperature will exceed 100°F, use type THHN (90°C). Type XHHW (90°C) permissible in dry locations.

b. In 120-volt incandescent fixtures, type AF (150°C).

c. In wireways of fluorescent lighting fixtures types THW-MTW (90°C).

d. Handling cord drops and cord connections: Type "SO" cord.

4. Grounding Conductors: Copper Type TW with green integrally-colored insulation of bare-medium-hard-drawn copper.

5. General Electric, Okonite, Rome or General Cable products are acceptable.

6. Low Voltage Conductors: Jacketed, approved type, with low smoke producing characteristics.

2.3 WIRING DEVICES

A. Wall (Local) Switches: Totally enclosed, AC rated, silent type ivory finish or other finishes on dark colored walls as selected by the Owner. Switches on emergency circuits shall be red. All switch mounting straps shall be metal and offer self-grounding or be equipped with a green, hex-head ground screw. Numbers used below are those of Hubbell. Equivalent Leviton, Arrow-Hart, Bryant, P & S, Sierra or G.E. are acceptable.

(1) Single-Pole Switches	#RSD115I	15 amps	120 volts
(2) Single-Pole Combination	#RCD101I	15amps	120 volts
(3) Single-Pole Combination	#RCD111I	15amps	120 volts
Three-Way Switches	#RSD315I	15 amps	120 volts

B. Occupancy sensor switch shall be Hubbell RMS140I passive infrared sensor or equal by Leviton or Arrow Hart.

C. Receptacles:

1. Duplex receptacles shall be specification grade, Tamper resistance, NEMA 5-20R configuration. They shall be capable of being side or back wired, with clamp type terminals for back wiring and have a metal mounting strap with self-grounding and a green, hex-head grounding termination screw. The grounding blades shall be aligned in such a manner that they are parallel to the longitudinal plane of the receptacle. Numbers used below are those of Hubbell. Equivalent Leviton, Arrow-Hart, Bryant, P&S, Sierra, or GE are acceptable.

Duplex	20A	White color	#BR20ITR
GFI Duplex	20A	White color	#GF20IL
Single Receptacle:			# RR201I

2. All receptacles shall have ivory finish.

3. Receptacles on emergency circuits shall be red, except for isolated ground receptacles on emergency circuits, which shall be orange with red cover plates.

D. Device Cover Plates: matching device cover plates by Hubbell, Smooth nylon with Ivory finish unless otherwise selected by the Owner. Outlets in mechanical/electrical/utility rooms, and garage shall have stamped steel cover plates. Color of device plates shall be coordinated with the Owner. Red plates for receptacles on emergency circuits. Weatherproof cover: Hubbell # HBL5221

E. Telephone or Data Jacks: shall be RJ45 jacks with Hubbell frame and multimedia ivory face plate.

F. Television outlet jacks shall be recessed gold “F” connector Hubbell SFGRFEI with Hubbell frame and multimedia ivory face plate.

G. Special Purpose Receptacles: Provide where shown on drawings. Specification grade, standard color, and of the appropriate code and NEMA configuration to match the supply circuit and load involved. Provide proper grounding through receptacle for equipment.

2.4 OUTLET BOXES, JUNCTION BOXES AND PULL BOXES

A. Outlet Boxes: Hot-dipped galvanized or sherardized of required size, 4" sq. minimum or octagonal and of depth required for flush mounted devices and lighting fixtures. Cast-type with gasketed covers for surface-mounted devices. All outlets for exterior application shall be cast, weatherproof type with gasket and cast cover plate.

B. Junction and Pull Boxes: Use outlet boxes as junction boxes wherever possible. Larger junction and pull boxes over 12" in any dimension shall be fabricated from sheet steel, sized according to code, and have screw-on covers. All junction boxes shall be accessible.

2.5 WIRE CONNECTORS

A. For wires size #10 AWG and smaller, use Scotchlok or Ideal insulated pressure type (with live spring) rated 105°C, 600 volts, for building wiring and 1000 volt in signs or fixtures.

B. For wires size #8 AWG and larger, T & B or equivalent compression type with 3M #33 tape insulation.

2.6 CONDUIT HANGERS

A. Galvanized steel with special accessories for purpose and adequate to support load imposed. Support individual conduit 1-1/2" and larger and all multiple conduit runs with hangers. Clamp conduits individually to each support.

2.7 SUPPORTS AND HANGERS

A. Wall brackets and ceiling trapeze hangers shall be Binkley, Elcen, Kindorf, Multi-Frame, Power Strut, or Unistrut.

B. All lighting fixtures and conduits shall be fully braced as required by State of California Seismic Regulation. Contractor shall be responsible for bracing design. Provide State of California Registered Structural Engineer's approval as part of this contract for all electrical equipment installation.

2.8 FUSES AND CABINET

A. Fuses: Shall be Class K-1 and K-5 of rejection type for 600 amperes and below and Class L for over 600 amperes. Fuses shall be Bussman "Limitron" and "Fusetron."

B. Fuse Cabinet:

1. Surface-mounted steel fuse cabinets shall have a hinged front door and a flush catch with lock (panelboard type). Each cabinet shall contain 3 spare fuses of each size and type used in associated switchgear and safety switches. On front of hinged door, provide an engraved nameplate with black-white phenolic material screwed in place reading: "SPARE FUSES".

2. On inside of door provide the following information typewritten and covered with clear plastic: "Use these spare current-limiting fuses to replace any fuses of the current-limiting type that have blown. Replace fuses with ones of similar rating--DO NOT INCREASE FUSE RATING.

3. In a separate paragraph state name, address, and telephone number of at least 2 distributors located within 80 miles of project who stock current-limiting fuses. Indicate date (month and year) in bottom right-hand corner.

2.9 CONDUIT SEALS

A. Conduit passing through concrete walls shall be sealed with Chase-Foam CTC PR-855. Match fire rating of walls.

PART 3 - EXECUTION

3.1 GENERAL

A. Electrical system layouts indicated on drawings are generally

diagrammatic, but shall be followed as closely as actual construction and work of other trades will permit. Govern exact routing of raceways and locations of outlets by structure and equipment served. Take all dimensions from architectural drawings.

B. Consult all other drawings. Verify all scales and report any dimensional discrepancies or other conflicts to the Architect and Engineer before submitting bid.

C. All home runs to panelboards are indicated as starting from outlet nearest panel and continuing in general direction of that panel. Continue such circuits to panel as though routes were completely indicated.

D. Avoid cutting and boring holes through or structural members wherever possible. Obtain prior approval of the Architect and Engineer, and conform to all structural requirements when cutting or boring structure is necessary and permitted.

E. Furnish and install all necessary hardware, hangers, blocking, brackets, bracing, runners, etc. required for equipment specified under this Section.

3.2 SLEEVES

A. Where raceways pass through concrete construction, install sleeves accurately set in place.

B. Have a man present during the pouring of concrete to make sure the location of sleeves is not disturbed during the pour.

C. Cut all openings for which sleeves are omitted with rotary type drill, or other method as approved by the Architect and Engineer. Holes cut with pneumatic hammer will not be accepted.

D. All sleeves through concrete floors shall be pipe sleeves with the top of sleeves a minimum of 1/2" above finished floor surfaces. Do not utilize more than one sleeve per pipe. Block outs for multiple pipes or individual pipes will not be allowed.

3.3 RACEWAY INSTALLATION

A. Above grade - defined as areas above finished grade for a building exterior and above top surface of any slabs (or other concrete work on grade) for a building interior. Provide for waterproofing of all raceways, outlets, fittings, etc. which penetrate the roof to preserve the weatherproof integrity of the building. Installation of and materials for above-grade raceways shall conform with the following:

1. General - Install all raceways concealed except at surface cabinets, for motor and equipment connections, in mechanical equipment rooms, and elsewhere as noted on the drawings. Install a minimum of 6" from flues, steam pipes or other heated pockets for water-flashing and counter-flashing or pitch pockets for waterproofing of all raceways, outlets, fittings, etc. which penetrate roof. Route exposed raceways parallel or perpendicular to building lines with right angle turns and symmetrical bends. Raceways in concrete shall be run in a direct line, and where possible, with long sweep bends and offsets. Provide sleeves in forms for new concrete walls, floor slabs and partitions for passage of raceways. Waterproof all sleeved raceways. Minimum conduit size shall be 1/2".
   a. Provide 5 empty 3/4-inch conduits for each flush-mounted panelboard into the accessible overhead ceiling space.
   b. Provide raceway expansion joints with necessary bonding conductor at building expansion joints and where required to compensate for raceway or building thermal expansion and contraction. Terminate raceways 1-1/4" and larger with insulated bushing or rain-tight connections with insulated throats. Expansion/deflection fittings shall be OZ Gedney type AXDX or equal.

2. Rigid conduit or intermediate metallic steel conduit shall be installed in the following above-grade areas:
   a. Embedded in above-grade concrete walls and floor slabs.
   b. Where exposed to mechanical injury.
   c. Where specifically required by the California Electrical Code.

3. Electrical Metallic Tubing (EMT): May be installed in dry areas only in:
   a. Concealed locations in furred or masonry walls or ceilings.
   b. Embedded in poured insulating fills.
   c. Exposed areas at least 8 feet above floor.
      EMT fittings shall be compression type (no die cast fittings allowed), except provide gland-nut type where embedded.

4. Flexible sealtite metal conduit shall be only used for the following:
   a. Makeup of motor, transformer, or equipment, and/or raceway connections where isolation of sound and vibration transmission is required. For connections in locations exposed to weather, or in interior locations subject to moisture, watertight flexible conduit shall be used.
   b. Connections to recessed lighting fixtures shall not exceed 6 feet in length.

Lengths of flexible metal conduit shall contain a separate grounding conductor as outlined under "Grounding" Section of this Specification. All conduit and fittings shall be steel.

5. Surface raceways, where indicated on drawings, shall be metal and a size approved for number and size of wires to be installed and shall be installed in a neat, workmanlike manner, with runs parallel or perpendicular to walls and partitions. Raceways, elbows, fittings, outlets, and devices shall be of same manufacturer, and designed for use together.

6. Wireways, where indicated, complete with elbows, tees, connectors, adapters, etc., with all parts factory fabricated and of same manufacturer. Communication cable wireway shall be approved for use in return plenum space.
   a. Install communication cables in communication cable wireway.

B. Below-Grade: Defined as area below finished grade for a building exterior and below bottom floor slab for a building interior.

1. General: All service and feeders below-grade shall be concrete encased. Below-grade raceways shall project 2" minimum above floor or equipment foundation. Install exterior underground conduits 36" minimum below finished grade. Do not penetrate waterproof membranes unless proper seals are provided. Conduits below building slab shall be 12" minimum below bottom of concrete. Make all penetrations through concrete with rigid plastic-coated conduit.
2. Non-encased Raceways: Unless specifically noted on drawings for concrete encasement, provide either of the following raceway systems for installation below slabs on grade or in earth or gravel.

   a. Rigid, heavy-wall, Schedule 40, polyvinyl chloride PVC plastic conduit, suitable for direct burial. All offsets and 90° ells shall be rigid plastic-coated conduit.
   b. Rigid, galvanized steel conduit having a 0.30" minimum thickness, factory bonded (PVC Jacket), using pre-jacketed couplings to provide substantially watertight jacketing system.

3.4 JUNCTION AND PULL BOXES AND CABINETS

A. Construct junction or pull boxes not over 150 cubic inches in size as standard outlet boxes, and those over 150 cubic inches the same as "Cabinets", with screw covers of same gauge metal. Removable covers must be always accessible. Mount per "Outlets" Section.

B. Provide a standard access panel having a hinged metal door neatly fitted into a flush metal trim, where a junction box or equipment is located above non-accessible ceilings or behind finished walls. Coordinate location and type with the Architect and Engineer.

C. All cabinets shall be set rigidly in place with fronts straight and plumb, center panelboard interiors in door openings.

D. For ease of identification during maintenance and remodeling, junction box covers shall be color coded according to the following schedule:

1. Fire Alarm - Red
2. Emergency Circuitry - Yellow
3. Telephone - Green
4. Televisions - Violet
5. Computer Data - Blue
6. 277/480V Systems – Orange

3.5 INSTALLATION OF WIRES

A. All wiring shall be routed through an acceptable raceway regardless of voltage application, unless specified otherwise under other Sections of these Specifications.

B. Pull no wire into any portion of conduit system until all construction work which might damage the wire has been completed. Conductors for all voltages shall be color coded as follows:
1. Wire No. 10 and smaller be factory color coded.
2. Wire No. 8 and larger may be color coded by field color taping of the entire length of exposed end or 12" of exposed end, whichever is less.
3. 120/240 volts: Phases: a-black, b-red, c-blue, neutral-white, ground-green
4. Isolated ground: Green with a white stripe.

C. Where more than 3 current-carrying conductors are in one conduit wire shall be upsized in accordance with code required amperage derating.

D. Sizes of conduits, unless specifically shown otherwise, shall be determined from the National Electrical Code.

E. Install all wire continuous from outlet to outlet or terminal to terminal. Splices in cables when required shall be made in handholes, pull boxes, or junction boxes and shall be in strict accordance with cable manufacturer's recommendations utilizing solderless connectors UL approved for the use.

F. Make up splices in outlet boxes with 8" of correctly color-coded tails left in box. Splices in wires size #8 AWG and smaller shall be made with insulated spring type wire connectors, "Scotchlok". Splices in larger wire and cables shall be made with indent connectors approved for the purpose. All insulating tape used on circuits of 600 volts and less shall be 3-M #33 or Plymouth Slipknot Grey.

G. All cables and wires passing through manholes and handholes shall be full looped inside manhole and handhole and supported on galvanized steel racks with insulators.

H. Make all ground, neutral and line connections to receptacle and wiring device terminals as recommended by Manufacturer. Provide ground jumper from outlet box to ground terminal of receptacle.

I. Unless otherwise indicated, all wiring for branch circuits shall be #12 AWG protected by 20 ampere circuit breakers. If distance from panel to first outlet is 75 feet or greater (for 120-volt circuits) or 150 feet or greater (for 277-volt circuits) No. 10 shall be installed.

J. When two or three fluorescent lighting circuits share a common neutral, the neutral conductor shall be increased to the next larger wire size.

3.6 SUPPORTS AND HANGERS

A. Support and align all raceways, cabinets, boxes, fixtures, etc. in an accepted manner and as herein specified. Support raceways on accepted types of wall brackets, specialty steel clips or hangers, ceiling trapeze hangers or malleable iron straps. Plumbers perforated straps not permitted. Do not suspend raceways or equipment from steam, water or other piping, or ductwork, except use of common supports such as Unistrut at roof level installed by General Contractor for this purpose. Provide toggle bolts or expansion (spider type) anchors in hollow masonry units, lead expansion shields in solid masonry or concrete (or preferably use pre-set concrete inserts in concrete), machine screws, bolts or welding on metal surfaces, and wood screws on wood construction. Note: Malleable nails of proper type may be used to anchor in wood construction in lieu of screws only where rigid support will be provided by their use. Use of power-driven studs is prohibited without express permission.

B. Where suspended ceilings are 24" or less below structure (bar joints, concrete, etc.), provide independent support from structure for all raceways. Where a space of over 24" to suspended ceiling occurs, hangers may be utilized to support conduits of one inch or less trade size.

1. Mount all conduits a minimum of 7" above any accessible type ceiling, or with spacing as required to permit relocation of recessed fixtures to any location.

C. Structural and post tensioned concrete members shall not be drilled or pierced without prior approval.

D. Where outlets are installed in steel stud type systems, provide additional cross bracing, bridging and/or straps as required to make outlet completely rigid prior to application of wall facing material.

E. Design hangers and wall brackets so that maximum deflection will be no greater than 1/8".

3.7 WIRING DEVICES

A. Install devices of type indicated on drawings. All connections shall be made up tight and device set plumb. Use care in installing device to prevent damage to device and wire in outlet box.

B. Provide a device plate for each outlet to suit device installed and install blank plates or covers for conjunction boxes and empty outlets.

3.8 OVERCURRENT PROTECTIVE DEVICES

A. Install fuses where required as a protective device and in conformance with equipment manufacturer's specified requirements.

3.9 MECHANICAL WIRING AND CONNECTIONS

A. Work by Mechanical Contractor: Provide all motors and heating equipment included under Divisions 22 and 23. Furnish all control devices which directly handle the full load current of the motor or heating equipment. Provide all control wiring which does not directly control the full load motor or heating equipment current. Furnish identification signs for electrical components of mechanical system.

B. Work by Electrical Contractor: Provide all power feeders and final connect to all motors and electric heating equipment furnished under Divisions 22 and 23. Install and wire through all control devices which directly handle full load motor or electric heating equipment current, such a magnetic starter, line voltage thermostats, P.E. switches, etc., which are furnished by mechanical contractor. Locate where shown on the mechanical drawings. Install identification signs furnished under Divisions 22 and 23. Provide 120V outlet and dedicated circuit for control voltage; locate in each mechanical equipment room or area. Provide disconnects for all mechanical equipment.

3.10 EQUIPMENT CONNECTIONS

A. Provide all final connections for items of equipment including power feeders and disconnects or receptacles as required. All equipment items will be furnished and set by others. Confirm with suppliers all rough-in data such as electrical characteristics, dimensions, locations, type of connection, etc., prior to installation.

END OF SECTION

TECHNICAL SPECIFICATIONS
SECTION 26 0519
LOW-VOLTAGE WIRES (600 VOLT AC)

PART 1 - GENERAL

1.1 SUMMARY

A. Provisions of Division 01 apply to this section.

B. Section Includes: Low-voltage wire, splices, terminations, and installation.

1.2 SUBMITTALS

A. Provide in accordance with Division 01.

PART 2 - PRODUCTS

2.1 WIRES

A. Wires shall be single conductor type THHN or THWN insulated with polyvinyl chloride and covered with a protective sheath of nylon, rated at 600 volts. Wires may be operated at 90 degrees C. maximum continuous conductor temperature in dry locations, and 75 degrees C. in wet locations and shall be listed by UL Standard 83 for thermoplastic insulated wires, listed by Underwriter's Laboratories (UL) for installation in accordance with Article 310 of the California Electrical Code (CEC). Conductors shall be solid copper for 12 AWG and smaller conductors, and stranded copper for 10 AWG and larger conductors. Conductors shall be insulated with PVC and sheathed with nylon. Wires shall be identified by surface markings indicating manufacturer's identification, conductor size and metal, voltage rating, UL symbol, type designations and optional rating. Indentations for lettering are not permitted. Wires shall be tested in accordance with the requirements of UL standard for types THWN, or THHN.

B. Conductors shall be solid Class B or stranded Class C, annealed uncoated copper in accordance with UL standards, or another Nationally Recognized Testing Laboratory (NRTL).

2.2 STANDARDS

A. THWN/THHN wires shall comply with the following standards:

1. UL 83 for thermoplastic insulated wires.

2. UL 1063 for machine tool wires and cables.

PART 3 - EXECUTION

3.1 INSTALLATION

A. Wires shall not be installed until debris and moisture is removed from conduits, boxes, and cabinets. Wires stored at site shall be protected from physical damage until they are installed, and walls are completed.

B. Wire-pulling compounds furnished as lubricants for installation of conductors in raceways shall be compounds approved and listed by UL, NRTL, or equal. Oil, grease, graphite, or similar substances are not permitted. Pulling of 2 AWG or larger conductors shall be performed with a cable pull machine. Any runs shorter than 50 feet are exempt. When pulling conductors, do not exceed manufacturer's recommended values

C. The Project Inspector will observe installation of feeder cables. Notify the Project Inspector not less than two working days in advance of the proposed time of feeder installation.

D. At outlets for light, power, and signal equipment, pigtail splices with 8-inch circuit conductor leads for connection to fixtures, equipment, and devices.

E. Pressure cable connectors, pre-insulated 3M Scotchlok, Hubbell Power, O-Z/Gedney or equal, Y, R or B spring-loaded twist-on type, may be furnished in splicing number 8 AWG or smaller wires for wiring systems; except public address and telephone systems.

F. Joints, splices, taps, and connections to switchboard neutral, bonding or grounding conductors, conductors to ground busses, and transformer connections for wires 6 gage and larger shall be performed with high-pressure cable connectors approved for installation with copper conductors. Connectors shall be insulated with heavy wall heat shrink WCSM, or cold-applied roll-on sleeve RVS. Insulation level shall be a minimum of 600V, and joints, splices, and taps shall be qualified to ANSI C 119.1, UL, NRTL, or equal listed mechanical pressure connections.

G. Connections to any bussing and high-press cable connectors shall be securely bolted together with corrosion-resistant plated carbon steel, minimum grade five machine screws secured with constant pressure-type locking devices.

H. Connection of any bonding or grounding conductors shall be securely bolted together with corrosion-resistant plated carbon steel, minimum grade five machine screws secured with constant pressure-type locking devices.

I. Wire switchboards, panel cabinets, pull boxes, and other cabinets except public address, shall be neatly grouped and tied in bundles with nylon ties at

10-inch intervals. In switchboards, panels and terminal blocks, wires shall be fanned out to terminals. If bundles are longer than 24 inches, a maximum of nine current carrying conductors may be bundled together.

J. Install conductor lengths with a minimum length within the wiring space. Conductors must be long enough to reach the terminal location in a manner that avoids strain on the connecting lug.

K. Maintain the conductor required bending radius.

L. Neutral conductors larger than 6 gage, which are not color identified throughout their entire length, shall be taped, painted white or natural gray, or taped white where they appear in switchboards, cabinet, gutters or pull boxes. Neutral conductors 6 gage and smaller shall be white color identified throughout their entire length.

M. Fire alarm and clock wiring shall be continuous from terminal cabinets or from equipment to each device. Splices are not permitted between devices and/or terminal cabinets at junction and pull boxes. Wiring shall be terminated at terminal blocks or devices only.

N. Wiring systems shall be free from short circuits and grounds, other than required grounds. The contractor shall be responsible for the testing of feeder and branch circuit conductor's insulation resistance. The insulation of the conductors shall be tested prior to connections to any panelboards, switchboards, variable frequency drives, lighting control systems, ballasts, and wiring devices such as but not limited to GFI receptacles, TVSS receptacles, or equipment. Insulation testing of panelboards and switchboards shall be independently performed from the insulation testing of any conductors as specified in other sections of this specification.

1. Utilize the services of an approved independent testing laboratory to perform megger time-resistance insulation testing of feeder conductors. Tests must be conducted with wires disconnected at both ends.

    a. Provide calibration program records to assure the testing instrument to be within rated accuracy. The test equipment accuracy shall be in accord with the requirements stated by the National Institute of Standards and Technology (NIST).

    b. Test equipment shall be provided with a label stating the date of last calibration. As a minimum the equipment shall have been calibrated within the past 12 months.

    c. Test reports shall include the following:

1) Identification of the testing organization.
2) Equipment identification.
3) Ambient conditions.
4) Identification of the testing technician.
5) Summary of project.
6) Description of equipment being tested.
7) Description of tests.
8) Test results.
9) Analysis, interpretation, and recommendations.

2. Utilize the services of an approved independent testing laboratory or a qualified contractor's employee (Technician certified in accordance with ANSI/NETA ETT-2000 Standard for Certification of Electrical Testing Personnel) to perform megger time-resistance insulation testing of branch circuit conductors. Tests must be conducted with wires disconnected at both ends.

   a. Test equipment and report requirements stipulated under paragraph 3.01.N.1 apply to branch circuit testing.

3. Tests shall be performed in the presence of the Project Inspector.

4. Insulation resistance shall not be less than 100 mega-ohms.

3.2 COLOR CODES

A. General Wiring:

1. Color code conductor insulation as follows:

SYSTEM VOLTAGE		
Conductor	208Y/120	480Y/277
Phase A	Black	Brown
Phase B	Red	Orange
Phase C	Blue	Yellow
Neutral	White	Natural Gray

Neutrals shall be colored-distinguished if circuits of two voltage systems are used in the same raceway.

2. For phase and neutral conductors 6 gage or larger, permanent plastic-colored tape may be furnished to mark conductor end instead of coded

insulation. Tape shall cover not less than 2 inches of conductor insulation within enclosure.

B. Signal Systems: Wires for signal systems shall be color-coded and installed under observation of the Project Inspector. Except where otherwise specified, color-coding shall be as follows:

SYSTEM	COLOR CODE
Clocks	Pink, Gray and Orange
Initiating Devices (Non-Addressable)	Red (+) and Black (-)
Fire Alarm Strobes	Orange (+) and Blue (-)
Interruptible 24 Volt Power (4 wire smoke detectors, duct detectors)	Brown (+) and White (-) Note: A single white wire may be common to both

3.3 FEEDER IDENTIFICATION

A. Feeder wires and cables shall be identified at each point the conduit run is broken by a cabinet, box, gutter, etc. Where terminal ends are available, identification shall be by means of heat shrink wire markers, which provide terminal strain relief. Markers shall be by Tyco Electronics, Panduit, Brady Perma-Sleeve, or equal. Identification in other areas shall be by means of wrap-around tape markers from Tyco Electronics, Panduit, Brady Perma-Code or equal. Markers shall include feeder designation, size, and description.

3.4 TAPE AND SPLICE KITS

A. Splices, joints, and connectors joining conductors in dry and wet locations shall be covered with insulation equivalent to that provided on conductors. Free ends of conductors connected to energized sources shall be taped. Voids in irregular connectors shall be filled with insulating compound before taping. Thermoplastic insulating tape approved by UL, NRTL, or equal for installation as sole insulation of splices shall be furnished and shall be installed according to manufacturer's printed specifications.

3.5 PROTECTION

A. Protect the Work of this section until Substantial Completion.

3.6 CLEANUP

A. Remove rubbish, debris and waste materials and legally dispose of off the Project site.

END OF SECTION

TECHNICAL SPECIFICATIONS
SECTION 26 2726
WIRING DEVICES

PART 1 - GENERAL

1.1 SUMMARY

A. Section Includes:
   1. Wall switches.
   2. 0-10V wall box dimmers and 0-10V dimmers with occupancy senor.
   3. Occupancy light sensor control.
   4. Device plates and box covers.

B. Related Documents: The Contract Documents, as defined in Section 01 1000 - Summary of Work, apply to the Work of this Section. Additional requirements and information necessary to complete the Work of this Section may be found in other documents.

C. Related Sections:
   1. As specified in Section 26 0500 - Common Work Results for Electrical.

1.2 REFERENCES

A. As specified in Section 26 0500 - Common Work Results for Electrical.

B. National Electrical Manufacturers Association (NEMA):
   1. NEMA WD 1 - General Requirements for Wiring Devices.
   2. NEMA WD 6 - Wiring Device -- Dimensional Requirements.

1.3 SUBMITTALS

A. As specified in Section 26 0500 - Common Work Results for Electrical.

1.4 QUALITY ASSURANCE

A. As specified in Section 26 0500 - Common Work Results for Electrical.

B. Qualifications:
   1. Manufacturer: Company specializing in manufacturing the Products specified in this section with minimum 5 years documented experience.

PART 2 - PRODUCTS

2.1 WALL SWITCHES

A. Manufacturers: Subject to compliance with project requirements, manufacturers offering specified items which may be incorporated in the Work include the following:
   1. Hubbell, Inc.
   2. Leviton Manufacturing, Company, Inc.
   3. Pass & Seymour.
   4. Greengate.
   5. Division 1 - Product Requirements: Product options and substitutions. Substitutions: Permitted.

B. Provide 20 Amp, 120/277V, specification grade, flush, single pole toggle switches with side and back wired screw terminals. All switches shall be equipped with grounding screws.

C. Single Pole Switch:
   1. Leviton Cat. No.1221-2.
   2. P&S Cat. No. PS20AC1I.
   3. Hubbell Cat. No. HBL1221.

D. Color: White unless indicated otherwise on architectural drawings.

2.2 WALL PLATES

A. Manufacturers: Subject to compliance with project requirements, manufacturers offering specified items which may be incorporated in the Work include the following:
   1. P&S Sierra.
   2. Hubbell.
   3. Leviton.
   4. Division 1 - Product Requirements: Product options and substitutions. Substitutions: Permitted.

B. Cover Plate: White smooth thermoplastic unless indicated otherwise on architectural drawings.
   1. Sierra TP8-W.

C. Weatherproof Cover Plate: Gasketed cast metal with hinged gasketed device, listed as weatherproof while in use.
   1. Red Dot cast aluminum.

2.3 DIMMERS AND DAYLIGHT CONTROLS

1. 0-10 Volt LED wall box dimmers shall be Greengate #WBSD-010SLD-W (white) or approved equal. Dimmer shall be rated 8.0 amps at 120-277 volts.

2. 0-10 Volt LED wall box dimmer occupancy sensors shall be Greengate #OSW-D-010-W (white) or approved equal. Dimmer shall be rated 8.0 amps at 120-277 volts.

3. Standalone photodiode / photocell for daylight harvesting shall be Greengate #DLC-PD-DIM.

2.4 OCCUPANCY LIGHT SENSOR CONTROL

1. Wall switch sensors shall be capable of detection of occupancy at desktop level up to 300 square feet, and gross motion up to 1000 square feet.

2. Wall switch sensors shall be dual technology accommodating loads from 0 to 800 watts at 120 volts; 0 to 1200 watts at 277 volts and shall have 180˚ coverage capability.

3. Wall switch products shall utilize zero crossing circuitry which increases relay life, protects from the effects of inrush current, and increases sensor's longevity. Wall switch sensors shall have no leakage current to load, in manual or in auto/off mode for safety purposes and shall have voltage drop protection.

4. Wall switch sensors shall provide a field selectable option to convert sensor operation from automatic-on to manual-on and have vandal resistant construction and utilize a hard lens with a minimum 1.0mm thickness. Products utilizing a soft lens will not be considered.

5. All sensors shall consist of passive infrared and ultrasonic technologies for occupancy detection. Products that react to noise or ambient sound shall not be considered.

6. Wall switch/occupant light sensor shall be Greengate #ONW-1001-MV-W with a single switch and #ONW-D-1001-DMV-W (white) where bi-level light control is indicated.

7. Ceiling occupancy light sensors shall be Greengate #OAC-DT-2000-MV for hardlid ceiling and/or #OAC-DT-2000, OAC-DT-1000, OAC-DT-0501 with a heavy duty switchpack #SP20-MV.

PART 3 - EXECUTION

3.1 EXAMINATION

A. As specified in Section 26 0500 - Common Work Results for Electrical.

B. Verification of Conditions: Verify that field measurements, surfaces, substrates, and conditions are as required, and ready to receive Work.
   1. Verify that outlet boxes are installed at proper height.
   2. Verify that wall openings are neatly cut and will be completely covered by wall plates.
   3. Verify that branch circuit wiring installation is completed, tested, and ready for connection to wiring devices.

3.2 PREPARATION

A. Provide extension rings to bring outlet boxes flush with finished surface.

B. Clean debris from outlet boxes.

3.3 INSTALLATION

A. Install in accordance with NECA "Standard of Installation."

B. Install devices plumb and level.

C. Install switches with OFF position down.

D. Install receptacles with grounding pole on bottom.

E. Connect wiring device grounding terminal to branch circuit equipment grounding conductor.

F. Connect wiring devices by wrapping conductor 2/3 of screw diameter in clockwise direction around screw terminal. Tighten screw to 12 pound-inches. Do not use spring pressure devices for wire connections.

G. Install cover plates on switch, receptacle, and blank outlets.

3.4 CONSTRUCTION

A. Interface with other work:
   1. Coordinate locations of outlet boxes provided under Division 26 to obtain mounting heights indicated on Drawings.

3.5 FIELD QUALITY CONTROL

A. As specified in Section 26 0500 – Common Work Results for Electrical.

B. Inspect each wiring device for defects.

C. Operate each wall switch with circuit energized and verify proper operation.

D. Verify that each receptacle device is energized.

E. Test each receptacle device for proper polarity.

F. Test each GFCI receptacle device for proper operation.

3.6 ADJUSTING

A. Adjust devices and wall plates to be flush, level, and plumb with wall.

3.7 CLEANING

A. Division 1 - Execution: Cleaning installed work.

B. Clean exposed surfaces to remove splatters and restore finish.

END OF SECTION

TECHNICAL SPECIFICATIONS
SECTION 26 5100
LIGHTING

PART 1 - GENERAL

1.01 SUMMARY

A. Section Includes:
   1. Interior luminaires and accessories.
   2. Lamps.
   3. LED Drivers.

B. Substitutions:
   1. Or approved equal if permitted in Division 1 - Product Requirements: Product options and substitutions.

C. Related Documents: The Contract Documents, as defined in Division 1 - Summary of Work, apply to the work of this section. Additional requirements and information necessary to complete the work of this section may be found in other documents.

D. Related Sections:
   1. Section 26 0500 – Electrical.

1.2 REFERENCES

A. As specified in Section 26 0500 - Electrical.

1.3 SUBMITTALS

A. Division 1 - Submittal Procedures: Procedures for submittals.

B. As specified in Section 26 0500 – Electrical.
   1. Product Data: Provide dimensions, ratings, and performance data for each fixture specified.
   2. Assurance/Control Submittals:
      a. Manufacturer's Instructions: Indicate application conditions and limitations of use stipulated by product testing agency. Include instructions for storage, handling, protection, examination, preparation, and installation of Product.

C. Division 1 - Closeout Procedures and Training: Procedures for closeout submittals:
   1. Operation and Maintenance Data: Submit manufacturer's operation and maintenance instructions for each type of fixture.

1.4 QUALITY ASSURANCE

A. As specified in Section 26 0500 - Electrical.

1.5 WARRANTY

A. Comply with Division 1 requirements.

B. General Warranty: Special warranty specified in this Section shall not deprive the University of other Rights the University may have under other provisions of the Contract Documents and shall be in addition to, and run concurrent with, other warranties made by this Contractor under requirements of the Contract Documents.

C. Special Warranty for LEDs' and Drivers: Manufacturers standard form in which manufacturer of LED's and drivers agrees to replace components that fails in materials or workmanship within specified warranty period.

1. LED arrays: 10 years from date of Beneficial Occupancy.
2. Drivers: 10 years from date of Beneficial Occupancy.

1.6 MAINTENANCE

A. Division 1 - Closeout Procedures and Training: Procedures for closeout submittals.

PART 2 - PRODUCTS

2.1 LUMINARIES – See Drawings

2.2 LAMPS

A. LED Lamp Manufacturers:
1. Deco Digital.
2. LA Lighting.
3. Philips Lighting Company
4. Lithonia Lighting.
5. Manufacturers listed in the New Light Fixture Schedule on the drawings.
6. Or approved equal.

B. Lamp Types: As specified for luminaire. Refer to Section 01 6000 for substitutions and product options.

2.4 LED LUMINAIRES

A. General: Except as otherwise indicated, provide LED luminaries, of types and sizes indicated on fixture schedules.

B. Material and specifications for each luminaire are as follows:

1. Each luminaire shall consist of an assembly that utilizes LEDs as the light source. In addition, a complete luminaire shall consist of a housing, LED array, and electronic driver (power supply).
2. Each luminaire shall be rated for a minimum operational life of 50,000 hours at an average operating time of 12.0 hours per day. This life rating must be conducted 40C ambient temperature.
3. The rated operating temperature range shall be -30°C to +40°C.
4. Each luminaire is capable of operating above 100°F [37°C], but not expected to comply with photometric requirements at elevated temperatures.
5. Photometry must be compliant with IESNA LM-79 and shall be conducted at 25°C ambient temperature.
6. The individual LEDs shall be constructed such that a catastrophic loss or the failure of one LED will not result in the loss of the entire luminaire.
7. Luminare shall be constructed such that LED modules may be replaced or repaired without replacement of whole luminaire.
8. Each luminaire shall be listed with Underwriters Laboratory, Inc. under UL1598 for luminaires, or an equivalent standard from a nationally recognized testing laboratory.

PART 3 - EXECUTION

3.1 EXAMINATION

A. As specified in Section 26 0500 - Electrical.

3.2 INSTALLATION

A. Locate recessed ceiling luminaires as indicated on reflected ceiling plan.

B. Install surface mounted luminaires and exit luminaire signs plumb and adjust to align with building lines and with each other. Secure to prevent movement. Mount exit signs to outlet box mounted flush in wall or ceilings. Outlet box for ceiling mounted exit signs: Connect to rigid conduit system.

C. Install recessed luminaires to permit removal from below.

D. Install recessed luminaires using accessories and firestopping materials to meet regulatory requirements for fire rating. In fire rated ceilings recessed luminaires must carry 1-hour UL fire rating classification.

E. Install earthquake clips to secure recessed grid-supported luminaires in place.

F. Install wall mounted luminaires, emergency lighting units and exit luminaire signs at height as scheduled.

G. Install accessories furnished with each luminaire.

H. Bond products and metal accessories to branch circuit equipment grounding conductor.

I. Install specified lamps in each emergency lighting unit, exit luminaire sign, and luminaire.

3.3 FIELD QUALITY CONTROL

A. As specified in Section 26 0500 - Electrical.

B. Operate each luminaire after installation and connection. Inspect for proper connection and operation.

3.4 ADJUSTING

A. Position exit luminaire sign directional arrows as indicated.

3.5 CLEANING

A. Conform to Division 1 - Execution: Cleaning installed work.

B. Clean electrical parts to remove conductive and deleterious materials.

C. Remove dirt and debris from enclosures.

D. Clean photometric control surfaces as recommended by manufacturer.

E. Clean finishes and touch up damage.

F. Re-lamp any fixtures with defective or burned-out lamps, just prior to Final Acceptance.

Payment for items of work identified in Division 26 as identified in the plans and these specifications shall be based on the unit bid pricing for items of work identified as Electrical on the Bid Schedule.

END OF SECTION

APPENDIX “A”

Asbestos & Lead Survey Report

CLARK SEIF CLARK, INC.
HEALTH & SAFETY • ENGINEERING • ENVIRONMENTAL

December 9, 2021

Mr. Edward Lok Ng
BOA Architecture
1511 Cota Ave.
Long Beach, California 90813

RE: **Revised Limited Asbestos,Lead-Based Paint, and Fungal Survey Report**
Fire Station #158
1650 W. 162nd Street
Gardena, California 90247
CSC Project No. 4008344

Dear Mr. Ng:

Attached is the limited asbestos and lead-based paint survey report for the subject facility. It represents our evaluation of the subject site with regard to asbestos-containing, lead-based painted materials, and fungal investigation in accordance with our agreement for a survey.

The objective of the evaluation was to identify asbestos, lead containing materials, and fungal investigation that are present at the site. The attached report documents our findings, assessments and recommendations.

If you have any questions concerning the report, please call our office.

Sincerely,

Norbert E. Kramer, Jr.
Project Manager
Asbestos Consultant Certification #92-0582
CA Accredited Lead Inspector/Assessor #I-1291

Enc.

CLARK SEIF CLARK, INC.
HEALTH & SAFETY • ENGINEERING • ENVIRONMENTAL

REVISED LIMITED ASBESTOS, LEAD-BASED PAINT, FUNGAL INVESTIGATION SURVEY REPORT

FIRE STATION 3 158
1650 W 162ND STREET
GARDENA, CALIFORNIA 90247

Prepared For:

BOA Architecture
1511 Cota Ave.
Long Beach, California 90813

CSC Project No. 4008344

December 9, 2021

LIMITED ASBESTOS, LEAD-BASED PAINT, and FUNGAL INVESTIGATION SURVEY REPORT

TABLE OF CONTENTS

Page

i. LETTER OF TRANSMITTAL

ii. TABLE OF CONTENTS

1. EXECUTIVE SUMMARY 1

2. BUILDING PROFILE 1

3. SURVEY DESCIRPTION 1

4. SURVEY RESULTS 2

5. CONCLUSIONS 5

6. LIMITATIONS 6

APPENDIX A: ASBESTOS ANALYSIS RESULTS

APPENDIX B: LEAD-BASED PAINT ANALYSIS RESULTS

APPENDIX C: FORM 8552

APPENDIX D: SITE DRAWINGS

1.0 INTRODUCTION

BOA Architecture (BOA) retained Clark Seif Clark, Inc. (CSC) to perform limited asbestos, lead-based paint, and visual fungal survey at the property located at 1650 W 162nd Street in Gardena, California. Mr. Norbert E. Kramer, Jr., Accredited Lead Inspector/Assessor #1291 and a California Certified Asbestos Consultant, #92-0582, conducted the survey on November 16th and December 7, 2021. The survey included visual observations for ACM suspected lead-based paint visual fungal investigation, sampling of accessible suspect materials, and laboratory analysis. Findings of the survey, recommendations and conclusions are summarized below.

There was a roof leak that mainly affected the second floor and there is a concern regarding fungal contamination. The affected areas of the second floor ceiling have been covered with plastic sheeting. This survey was limited to the areas that were affected by the roof leak and where renovation activities are scheduled to occur.

Materials containing detectable quantities of asbestos - legally defined in California as materials containing percentages of asbestos greater than one percent (1%) by area – were found at this facility. Materials with these concentrations of asbestos are regulated by various government agencies.

Materials containing less than 1% asbestos were not identified in the building. In the State of California, materials that contain between <1% asbestos but greater than 0.1% by weight asbestos are considered to be Asbestos Containing Construction Material (ACCM). ACCM must be abated by a licensed and register asbestos abatement contractor, but can be disposed of as construction debris.

The State of California defines LBP as those materials, which contain greater than 1.0 mg/cm^2 or 5,000 parts per million (ppm) lead. LBP was identified in the building. The State of California also requires that if LBP with a lead concentration over 600ppm is to be disturbed, that the individuals performing the work have the proper lead training and wear personal protective equipment.

The purpose of this limited investigation is to sample and test suspect asbestos-containing materials (ACM) and lead-based painted components, which may present an exposure risk or will be disturbed during the upcoming renovation/demolition activities. The roof was not part of CSC's scope of work.

A roof leak resulted in water intrusion in to the second floor of the building. As a result there is a concern regarding fungal growth. The entire ceiling on the second floor has been covered with plastic sheeting. A visual of inspection of the impacted are on the second floor did not reveal the presence of fungal growth.

2. BUILDING PROFILE

The building is a fire station constructed in the 1940's. There are two stories and a basement. The walls are concrete and plaster. The ceilings are plaster and ceiling tiles. The HVAC system is insulated with fiberglass and the hot water pipes are insulated with fiberglass and ACM on the elbows and fittings.

3. SURVEY DESCRIPTION

ASBESTOS

The PLM Method is the most commonly used method to analyze building materials for the presence of asbestos. This method utilizes the optical properties of minerals to identify the selected constituent. The use of this method enables identification of the type and the percentage of asbestos in a given sample. The detection limit of the PLM method for asbestos identification is about one percent (1%) asbestos. Since the State of California recognizes

asbestos-containing construction material (ACCM) as any material, which contains greater than or equal to one tenth of one percent (0.1%) asbestos by weight, materials containing "trace" amounts of asbestos are reported by Clark Seif Clark, Inc. as ACCM in the State of California.

The asbestos survey was performed in accordance with EPA regulations and the criteria of the Asbestos Hazard Emergency Response Act (AHERA, EPA 40 CFR 763) and SCAQMD Rule 1403.

CSC collected sixteen (16) samples of suspect asbestos containing materials. The samples were submitted to L.A. Testing, Inc., in Huntington Beach, California for analysis by Polarized Light Microscopy (PLM). L.A. Testing is accredited for bulk asbestos analysis through the Environmental Laboratory Accreditation Program (ELAP) and the National Voluntary Laboratory Accreditation Program (NVLAP) of the National Institute of Standards and Technology. The results are presented in units of area percentage, and are compared to the EPA threshold of 1% by area for classification as ACM.

The following presumed asbestos-containing materials were sampled during the survey:

1) Floor tile and mastic
2) Ceiling Tiles; and
3) Pipe Elbow Insulation.

ASBESTOS SAMPLING RESULTS

Clark Seif Clark, Inc. did not perform destructive sampling. Areas sampled are those accessible to visual inspection and per client's request as the sampling was limited to the facility. No additional suspect asbestos containing materials were observed that are not mentioned in this survey report. Should the demolition activities reveal any additional suspect asbestos-containing materials; work must stop until the suspect materials are tested for asbestos content.

ANALYTICAL RESULTS				
Sample #	**Building**	**Material Sampled**	**Location**	**% Asbestos**
344-1	**FS # 158**	**Floor Tile**	**Gym**	**3**
344-1M	**FS # 158**	**Mastic**	**Gym**	**3**
344-2	**FS # 158**	**Floor Tile**	**Gym**	**4**
344-2M	**FS # 158**	**Mastic**	**Gym**	**3**
344-3	**FS # 158**	**Floor Tile**	**Gym**	**2**
344-3M	**FS # 158**	**Mastic**	**Gym**	**3**
344-4	**FS # 158**	**Floor Tile**	**Basement-Hall**	**3**
344-4M	**FS # 158**	**Mastic**	**Basement-Hall**	**4**
344-5	**FS # 158**	**Floor Tile**	**Basement-Hall**	**3**
344-5M	**FS # 158**	**Mastic**	**Basement-Hall**	**3**
344-6	**FS # 158**	**Floor Tile**	**Basement-Hall**	**2**
344-6M	**FS # 158**	**Mastic**	**Basement-Hall**	**4**
344-7	**FS # 158**	**Pipe Elbow**	**Mechanical Room**	**12**
344-8	**FS # 158**	**Pipe Elbow**	**Mechanical Room**	**12**
344-9	**FS # 158**	**Pipe Elbow**	**Mechanical Room**	**10**
344-10	**FS # 158**	**Ceiling Tiles**	**1st Floor**	**4-Amosite**

Sample #	Building	Material Sampled	Location	% Asbestos
344-11	FS #158	Ceiling Tiles	1st Floor	4-Amosite
344-12	FS # 158	Ceiling Tiles	1st Floor	4-Amosite
DECEMBER 7, 2021				
344-1	FS # 158	Ceiling Tiles	2ND Floor	8-Amosite
344-2	FS # 158	Ceiling Tiles	2ND Floor	8-Amosite
344-3	FS # 158	Ceiling Tiles	2ND Floor	8-Amosite
344-4	FS # 158	Ceiling Tiles	2ND Floor	8-Amosite

LEAD-BASED PAINT

The lead survey was performed using a Niton XLp Series 703, X-Ray Fluorescence analyzer (XRF). The XRF provides on-site readings of the concentration of lead. Los Angeles County defines lead-Based Paint (LBP), as those materials, which contain 0.7 mg/cm^2 of lead by XRF analysis. The survey was conducted in accordance with HUD guidelines, and the materials tested were selected based on color, component type, and substrate. The floor and wall ceramic tiles, the walls, and doors were tested.

Based on the HUD guidelines, the entire complex was inspected. A total of 20 readings, including calibrations, were taken in the complex.

LEAD RESULTS

The results of the testing indicated that the yellow ceramic tile, on the walls and the counters in the second floor bathrooms contains 17.70 mg/cm^2 lead. The orange/white paint on the structural steel contains 4.2 mg/cm^2 of lead.

1) No flooring work in this project. This may confuse bidders...
2) Do we have any that may be incidental to ceiling repair?

ONS

ASBESTOS

The following materials contained greater than 1% asbestos:

1) ~~The floor tile and mastic in the hallway of the basement and basement gym – Approximately 600 SF~~
2) The pipe elbow and fitting insulation of the hot water pipes throughout the building – Est. – 70
3) The 1x1 spline ceiling tiles – 6,000 SF.

If these materials are scheduled to be disturbed, a fourteen (14) calendar day notification to the South Coast Air Quality Management District (SCAQMD) is required for both abatement and demolition.

Please note that the survey was limited to areas that were scheduled to be disturbed during the renovation. Other assumed materials in the building were not included in the survey.

LEAD

The results of the testing indicated that the yellow ceramic tile, on the walls and the counters in the second floor bathrooms contains 17.70 mg/cm^2 lead. The orange/white paint on the structural steel contains 4.2 mg/cm^2 of lead.

The State of California defines LBP as those materials, which contain 5,000 parts per million (ppm) lead. The State

of California also requires that if LBP with a lead concentration over 600ppm is to be disturbed, that the individuals performing the work have the proper lead training and wear personal protective equipment.

As long as LBP remains in good conditions and is not disturbed, lead exposure is unlikely. When building maintenance, repair, renovation or other activities disturb LBP, or if it is peeling away from the substrate, lead dust may be generated creating a potential lead health hazard to building occupants.

Additionally, LBP should be identified to any contractor working in the immediate area and the contractor's employees should minimize disturbance (such as chipping, drilling, sanding, scraping, etc.) to the LBP to reduce the generation of lead dust.

Demolition or renovation activities that may chip, grind, sand or any other mechanical method that would produce dust from lead based paint should be initially monitored for each activity to determine lead exposure to the construction workers. If monitoring indicates levels above 30 $\mu g/m^3$ as the 8- hour time weighted average, the contractor performing the work shall implement engineering controls to reduce airborne lead levels. If airborne lead monitoring cannot be kept below 30 $\mu g/m^3$, or it is anticipated that elevated levels may occur prior to demolition or renovation activities, the LBP should be removed by a LBP abatement contractor.

FUNGAL

The ceilings on both floors consist of two different styles of 1' x 1' spline ceiling tiles. The second floor ceiling is covered with plastic sheeting which has been attached to the ceiling by fasteners. Access to above the ceilings is limited to a ceiling hatch and small areas where the ceiling tiles have been removed.

Since the ceiling tiles are composed of asbestos and, on the second floor covered with plastic, access to above the ceiling will require the construction of a negative air containment in order to remove the plastic sheeting and the ceiling tiles. The workers will be required to have asbestos training and wear the proper personnel protective equipment (PPE).

In areas where CSC could visually inspect above the ceiling, there were no visible signs of fungal growth.

6.0 LIMITATION

The field observations, measurements, and research reported herein are considered sufficient in detail and scope to form a reasonable basis for a limited asbestos and lead-based paint survey of this subject property. The assessment, conclusions, and recommendations presented herein are based upon the subjective evaluation of limited data. They may not represent all conditions at the subject property as they reflect the information gathered from specific locations. CSC warrants that the findings and conclusions contained herein have been promulgated in accordance with generally accepted industrial hygiene methodology and only for the subject property described in this report. No other warranties are implied or expressed.

USE BY THIRD PARTIES

This report was prepared pursuant to the contract CSC has with the Client. That contractual relationship included an exchange of information between CSC and its Client about the subject site that was unique, and serves as the basis upon which this report was prepared. Because of the importance of the communication between CSC and its Client, reliance or any use of this report by anyone other than the Client, for whom it was prepared, is prohibited and therefore not foreseeable to CSC.

Reliance or use by any such third party without explicit authorization in the report does not make said third party a third party beneficiary to CSC's contract with the Client. Any such unauthorized reliance on or use of this report, including any of its information or conclusions, will be at third party's risk. For the same reasons, no warranties or representations, expressed or implied in this report, are made to any such third party.

UNIDENTIFIABLE CONDITIONS

This limited asbestos investigation has been developed to provide the Client with information regarding apparent conditions relating to the subject property. Although CSC believes that the findings and conclusions provided in this report are reasonable, the assessment is necessarily limited to the conditions observed and to the information available at the time of the work. Due to the nature of the work, there is a possibility that there may be existing conditions which could not be identified within the scope of the assessment or which were not apparent at the time of our site work. The assessment is also limited to information available from the Client at the time it was conducted. It is also possible that the testing methods employed at the time of the report may later be superseded by other methods. CSC does not accept responsibility for changes in the state of the art.

CSC does not guarantee that all asbestos-containing materials in the subject property were recognized during our evaluation. This report is limited only to the samples taken and locations sampled. Additional sampling may be needed to further identify other materials inside the property.

We have employed state-of-the-art practices to perform this analysis of risk and identification, but this evaluation is limited in scope to the areas listed above and per Client's request. No demolition or product review was performed in attempts to reveal material compositions. Our services consist of professional opinions and recommendations made in accordance with generally accepted engineering principles and practices, and are designed to provide an analytical tool to assist the client. CSC or those representing CSC bear no responsibility for the actual condition of the structure or safety of a site pertaining to asbestos or lead-based paint regardless of the actions taken by the Client.

Clark Seif Clark, Inc. prepared this asbestos survey under agreement with the Client. No warranties expressed or implied, are made by Clark Seif Clark, Inc. or its employees as to the use of any information, apparatus, product or process disclosed in this report. Though reasonable efforts have been made to assure correctness, if a Contractor is employed he should bring any discrepancies to the immediate attention of Clark Seif Clark, Inc.

Clark Seif Clark appreciated having the opportunity to inspect your property. If you have any questions regarding this report, please do not hesitate to contact us at 562-420-0000.

APPENDIX A

LABORATORY ANALYSIS REPORTS

LA Testing

5431 Industrial Drive Huntington Beach, CA 92649

Tel/Fax: (714) 828-4999 / (714) 828-4944

http://www.LATesting.com / gardengrovelab@latesting.com

LA Testing Order: 332127322
Customer ID: CLCL77
Customer PO: 4008344
Project ID:

Attention: Norm Kramer
Clark Seif Clark
4010 Watson Plaza
Suite 170
Lakewood, CA 90710
Project: 4008344 / Fire Station #158 1650 W. 162nd L.A.

Phone: (949) 246-2174
Fax:
Received Date: 11/16/2021 3:00 PM
Analysis Date: 11/17/2021 - 11/18/2021
Collected Date: 11/16/2021

Test Report: Asbestos Analysis of Bulk Materials via EPA 600/R-93/116 Method using Polarized Light Microscopy

Sample	Description	Appearance	Non-Asbestos % Fibrous	Non-Asbestos % Non-Fibrous	Asbestos % Type
344-1-Floor Tile *332127322-0001*	Gym - Beige floor tile + mastic	Brown Non-Fibrous Homogeneous		97% Non-fibrous (Other)	3% Chrysotile
344-1-Mastic *332127322-0001A*	Gym - Beige floor tile + mastic	Black Non-Fibrous Homogeneous		97% Non-fibrous (Other)	3% Chrysotile
344-2-Floor Tile *332127322-0002*	Gym - Beige floor tile + mastic	Brown Non-Fibrous Homogeneous		96% Non-fibrous (Other)	4% Chrysotile
344-2-Mastic *332127322-0002A*	Gym - Beige floor tile + mastic	Black Non-Fibrous Homogeneous		97% Non-fibrous (Other)	3% Chrysotile
344-3-Floor Tile *332127322-0003*	Gym - Beige floor tile + mastic	Brown Non-Fibrous Homogeneous		98% Non-fibrous (Other)	2% Chrysotile
344-3-Mastic *332127322-0003A*	Gym - Beige floor tile + mastic	Black Non-Fibrous Homogeneous		97% Non-fibrous (Other)	3% Chrysotile
344-4-Floor Tile *332127322-0004*	Basement hallway - Brown floor tile + mastic	Brown Non-Fibrous Homogeneous		97% Non-fibrous (Other)	3% Chrysotile
344-4-Mastic *332127322-0004A*	Basement hallway - Brown floor tile + mastic	Black Non-Fibrous Homogeneous		96% Non-fibrous (Other)	4% Chrysotile
344-5-Floor Tile *332127322-0005*	Basement hallway - Brown floor tile + mastic	Brown Non-Fibrous Homogeneous		97% Non-fibrous (Other)	3% Chrysotile
344-5-Mastic *332127322-0005A*	Basement hallway - Brown floor tile + mastic	Black Non-Fibrous Homogeneous		97% Non-fibrous (Other)	3% Chrysotile
344-6-Floor Tile *332127322-0006*	Basement hallway - Brown floor tile + mastic	Tan Non-Fibrous Homogeneous		98% Non-fibrous (Other)	2% Chrysotile
344-6-Mastic *332127322-0006A*	Basement hallway - Brown floor tile + mastic	Black Non-Fibrous Homogeneous		96% Non-fibrous (Other)	4% Chrysotile
344-7 *332127322-0007*	Mechanical rm - Pipe elbow insulation	White Fibrous Homogeneous	10% Min. Wool	78% Non-fibrous (Other)	12% Chrysotile
344-8 *332127322-0008*	Mechanical rm - Pipe elbow insulation	White Fibrous Homogeneous	10% Min. Wool	78% Non-fibrous (Other)	12% Chrysotile
344-9 *332127322-0009*	Mechanical rm - Pipe elbow insulation	White Fibrous Homogeneous	5% Min. Wool	85% Non-fibrous (Other)	10% Chrysotile
344-10 *332127322-0010*	1st floor - 1x1 ceiling tile	Tan Fibrous Homogeneous	15% Cellulose 15% Min. Wool 4% Fibrous (Other)	62% Non-fibrous (Other)	4% Amosite

Fibers were found with refractive indices outside of the acceptable range for regulated asbestos. These fibers are possibly altered asbestos fibers and were not included in the final asbestos concentration.

Initial report from: 11/18/2021 12:42:09

LA Testing
5431 Industrial Drive Huntington Beach, CA 92649
Tel/Fax: (714) 828-4999 / (714) 828-4944
http://www.LATesting.com / gardengrovelab@latesting.com

LA Testing Order: 332127322
Customer ID: CLCL77
Customer PO: 4008344
Project ID:

Test Report: Asbestos Analysis of Bulk Materials via EPA 600/R-93/116 Method using Polarized Light Microscopy

Sample	Description	Appearance	Non-Asbestos % Fibrous	Non-Asbestos % Non-Fibrous	Asbestos % Type
344-11 *332127322-0011*	1st floor - 1x1 ceiling tile	Tan Fibrous Homogeneous	15% Cellulose 15% Min. Wool 4% Fibrous (Other)	62% Non-fibrous (Other)	4% Amosite
Fibers were found with refractive indices outside of the acceptable range for regulated asbestos. These fibers are possibly altered asbestos fibers and were not included in the final asbestos concentration.					
344-12 *332127322-0012*	1st floor - 1x1 ceiling tile	Gray Fibrous Homogeneous	60% Min. Wool 4% Fibrous (Other)	32% Non-fibrous (Other)	4% Amosite
Fibers were found with refractive indices outside of the acceptable range for regulated asbestos. These fibers are possibly altered asbestos fibers and were not included in the final asbestos concentration.					

Analyst(s)

Dennies Ly (6)
Jeffrey wang (12)

Michael Chapman, Laboratory Manager
or Other Approved Signatory

LA Testing maintains liability limited to cost of analysis. Interpretation and use of test results are the responsibility of the client. This report relates only to the samples reported above, and may not be reproduced, except in full, without written approval by LA Testing. LA Testing bears no responsibility for sample collection activities or analytical method limitations. The report reflects the samples as received. Results are generated from the field sampling data (sampling volumes and areas, locations, etc.) provided by the client on the Chain of Custody. Samples are within quality control criteria and met method specifications unless otherwise noted. The above analyses were performed in general compliance with Appendix E to Subpart E of 40 CFR (previously EPA 600/M4-82-020 "Interim Method") but augmented with procedures outlined in the 1993 ("final") version of the method. This report must not be used by the client to claim product certification, approval, or endorsement by NVLAP, NIST or any agency of the federal government. Non-friable organically bound materials present a problem matrix and therefore LA Testing recommends gravimetric reduction prior to analysis. Unless requested by the client, building materials manufactured with multiple layers (i.e. linoleum, wallboard, etc.) are reported as a single sample. Estimation of uncertainty is available on request.

Samples analyzed by LA Testing Huntington Beach, CA NVLAP Lab Code 101384-0, CA ELAP 1406

Initial report from: 11/18/2021 12:42:09

CLARK SEIF CLARK, INC.
HEALTH & SAFETY • ENGINEERING • ENVIRONMENTAL

#332127322

ASBESTOS BULK SAMPLING CHAIN OF CUSTODY

CSC Project #	Sampling By	Date	# Samples	Page #		Total Pages
4008344	N. Kramer	11/16/21				

SITE	CLIENT
Fire Station #158	BOA Architects
1650 W 162nd	1511 Cota Ave.
L.A.	Long Beach, CA

Area:		Lab Submitted to:	L.A. Testing

Sample #	Material Description	Sample Location	Condition	PHOTO #	Quantity
344-1	Beige Floor Tile & mastic	Gym			300
344-2	" " " "	"			
344-3	" " "	"			
344-4	Brown Floor Tile & mastic	Basement Hallway			300
344-5	" " "	" "			
344-6	" " "	" "			
344-7	Pipe elbow, insulation	Mechanical Rm			
344-8	" "	" "			
344-9	" "	" "			
344-10	1x1 Ceiling Tile	1ST Floor			

Relinquished By:	Date & Time
Received By:	**Date & Time**
JS(WE)	11/16/21 3:00pm

CSC
4010 Watson Plaza, Ste #170, Lakewood, CA 90712: Tel 562-420-0000; Fax 562-420-0001
csceng.com

OrderID: 332127322

CLARK SEIF CLARK, INC.
HEALTH & SAFETY • ENGINEERING • ENVIRONMENTAL

#332127322

ASBESTOS BULK SAMPLING CHAIN OF CUSTODY

CSC Project #	Sampling By	Date	# Samples	Page #		Total Pages
4008344	N. Kramer	11/16/21				

SITE	CLIENT
Fire Station #158	BOA Architects
1650 W 162nd	1511 Cota Ave.
L.A.	Long Beach, CA

Area:		Lab Submitted to:	L.A. Testing

Sample #	Material Description	Sample Location	Condition	PHOTO #	Quantity
344-11	1X1 Ceiling Tile	1ST Floor			
344-12	" " "	" "			
344-					
344-					
344-					
344-					
344-					
344-					
344-					
344-					

Relinquished By:	Date & Time
Received By:	**Date & Time**

CSC
4010 Watson Plaza, Ste #170, Lakewood, CA 90712: Tel 562-420-0000; Fax 562-420-0001
csceng.com

OrderID: 332127322

Chanchavac, Lidia

From: Norm Kramer <nkramer@csceng.com>
Sent: Tuesday, November 16, 2021 3:16 PM
To: Chanchavac, Lidia
Subject: Re: 4008344- Confirm Analysis/ TAT
Attachments: image001.jpg; CSC COC.pdf

[EXTERNAL E-MAIL]

Sorry about that. PLM 48 hrTAT

Sent from my iPhone. Sorry for the typos and brevity

Norm Kramer
CSC
949-246-2174

On Nov 16, 2021, at 3:06 PM, Chanchavac, Lidia <lchanchavac@latesting.com> wrote:

Hello,

We received your samples with the COC attached. There was no first page included. Can you please confirm the analysis and turnaround time you would like for these samples?

Thank you,

Lidia Chanchavac | *Technician*
LA Testing | 5431 Industrial Drive | Huntington Beach, CA 92649
Phone: 714-828-4999 | Fax: 714-828-4944 | Toll Free: 800-755-1794

COVID-19 Update: *EMSL Analytical, Inc. remains open as an essential business. To view real-time status updates for each of our 46 laboratories in the US and Canada, download EMSL's free smart device application via the iTunes App Store - Apple or Google Play. APP updates are posted under Support / Lab Hours.*

Some of the resources LATesting, Inc. offers to our clients:
LABConnect | Order Products | Client Corner | Training | Additional Resources | Sampling Videos

---

"This email may contain privileged and confidential information and is solely for the use of the sender's intended recipient(s). **If you are not the intended recipient of this communication, you are hereby notified that any unauthorized review, use, dissemination, distribution, downloading, or copying of this communication is strictly prohibited.** If you received this email in error, please notify the sender by reply email and delete all copies and attachments. Thank you."

LA Testing

5431 Industrial Drive Huntington Beach, CA 92649

Tel/Fax: (714) 828-4999 / (714) 828-4944

http://www.LATesting.com / gardengrovelab@latesting.com

LA Testing Order: 332129393
Customer ID: CLCL77
Customer PO: 4008344
Project ID:

Attention: Norm Kramer
Clark Seif Clark
4010 Watson Plaza
Suite 170
Lakewood, CA 90710
Project: 4008344

Phone: (949) 246-2174
Fax:
Received Date: 12/07/2021 2:00 PM
Analysis Date: 12/08/2021
Collected Date:

Test Report: Asbestos Analysis of Bulk Materials via EPA 600/R-93/116 Method using Polarized Light Microscopy

			Non-Asbestos		Asbestos
Sample	**Description**	**Appearance**	**% Fibrous**	**% Non-Fibrous**	**% Type**
344-1 *332129393-0001*	2nd floor - 1x1 ceiling tile	White/Beige Fibrous Heterogeneous	65% Min. Wool	27% Non-fibrous (Other)	8% Amosite
344-2 *332129393-0002*	2nd floor - 1x1 ceiling tile	White/Beige Fibrous Heterogeneous	65% Min. Wool	27% Non-fibrous (Other)	8% Amosite
344-3 *332129393-0003*	2nd floor - 1x1 ceiling tile	White/Beige Fibrous Heterogeneous	65% Min. Wool	27% Non-fibrous (Other)	8% Amosite
344-4 *332129393-0004*	2nd floor - 1x1 ceiling tile	White/Beige Fibrous Heterogeneous	65% Min. Wool	27% Non-fibrous (Other)	8% Amosite

Analyst(s)
Alexis Rodriguez (4)

Michael Chapman, Laboratory Manager
or Other Approved Signatory

LA Testing maintains liability limited to cost of analysis. Interpretation and use of test results are the responsibility of the client. This report relates only to the samples reported above, and may not be reproduced, except in full, without written approval by LA Testing. LA Testing bears no responsibility for sample collection activities or analytical method limitations. The report reflects the samples as received. Results are generated from the field sampling data (sampling volumes and areas, locations, etc.) provided by the client on the Chain of Custody. Samples are within quality control criteria and met method specifications unless otherwise noted. The above analyses were performed in general compliance with Appendix E to Subpart E of 40 CFR (previously EPA 600/M4-82-020 "Interim Method") but augmented with procedures outlined in the 1993 ("final") version of the method. This report must not be used by the client to claim product certification, approval, or endorsement by NVLAP, NIST or any agency of the federal government. Non-friable organically bound materials present a problem matrix and therefore LA Testing recommends gravimetric reduction prior to analysis. Unless requested by the client, building materials manufactured with multiple layers (i.e. linoleum, wallboard, etc.) are reported as a single sample. Estimation of uncertainty is available on request.

Samples analyzed by LA Testing Huntington Beach, CA NVLAP Lab Code 101384-0, CA ELAP 1406

Initial report from: 12/08/2021 13:52:08

LATesting
5431 Industrial Drive

Huntington Beach, CA 92649
PHONE: (714) 828-4999
FAX: (714) 828-4944

Asbestos Chain of Custody

EMSL Order Number *(Lab Use Only)*:

#332129393

Company: Clark Seif Clark, Inc.	**EMSL-Bill to:** ☐ Different ☑ Same If Bill to is Different note instructions in Comments** *Third Party Billing requires written authorization from third party*
Street: 4010 Watson Plaza Suite 170	
City: Lakewood **State/Province:** CA	**Zip/Postal Code:** 90712 **Country:** US
Report To (Name): Norm Kramer	**Telephone #:** 562-420-0000
Email Address: nkramer@csceng.com	**Fax #:** **Purchase Order:** 4008344
Project Name/Number: 4008344	**Please Provide Results:** ☐ FAX ☑ E-mail ☐ Mail
U.S. State Samples Taken: CA	**Connecticut Samples:** ☐ Commercial ☐ Residential

Turnaround Time (TAT) Options* – Please Check

☐ 3 Hour ☐ 6 Hour ■ 24 Hour ☐ 48 Hour ☐ 72 Hour ☐ 96 Hour ☐ 1 Week ☐ 2 Week

**For TEM Air 3 hr through 6 hr, please call ahead to schedule. *There is a premium charge for 3 Hour TEM AHERA or EPA Level II TAT. You will be asked to sign an authorization form for this service. Analysis completed in accordance with EMSL's Terms and Conditions located in the Analytical Price Guide.*

PCM - Air ☐ Check if samples are from NY
- ☐ NIOSH 7400
- ☐ w/ OSHA 8hr. TWA

PLM - Bulk (reporting limit)
- ■ PLM EPA 600/R-93/116 (<1%)
- ☐ PLM EPA NOB (<1%)

Point Count
- ☐ 400 (<0.25%) ☐ 1000 (<0.1%)

Point Count w/Gravimetric
- ☐ 400 (<0.25%) ☐ 1000 (<0.1%)
- ☐ NYS 198.1 (friable in NY)
- ☐ NYS 198.6 NOB (non-friable-NY)
- ☐ NIOSH 9002 (<1%)

TEM – Air ☐ **4-4.5hr TAT (AHERA only)**
- ☐ AHERA 40 CFR, Part 763
- ☐ NIOSH 7402
- ☐ EPA Level II
- ☐ ISO 10312

TEM - Bulk
- ☐ TEM EPA NOB
- ☐ NYS NOB 198.4 (non-friable-NY)
- ☐ Chatfield SOP
- ☐ TEM Mass Analysis-EPA 600 sec. 2.5

TEM – Water: EPA 100.2
- Fibers >10µm ☐ Waste ☐ Drinking
- All Fiber Sizes ☐ Waste ☐ Drinking

TEM- Dust
- ☐ Microvac - ASTM D 5755
- ☐ Wipe - ASTM D6480
- ☐ Carpet Sonication (EPA 600/J-93/167)

Soil/Rock/Vermiculite
- ☐ PLM CARB 435 - A (0.25% sensitivity)
- ☐ PLM CARB 435 - B (0.1% sensitivity)
- ☐ TEM CARB 435 - B (0.1% sensitivity)
- ☐ TEM CARB 435 - C (0.01% sensitivity)
- ☐ TEM Qual. via Filtration Technique
- ☐ TEM Qual. via Drop-Mount Technique

Other:
- ☐

☐ **Check For Positive Stop – Clearly Identify Homogenous Group** **Filter Pore Size (Air Samples):** ☐ **0.8µm** ☐ **0.45µm**

Samplers Name: **Samplers Signature:**

Sample #	Sample Description	Volume/Area (Air) HA # (Bulk)	Date/Time Sampled
344-1	1x1 Ceiling Tile 2ND Floor		
344-2	" - " "		
344-3	" " "		

Client Sample # (s): - **Total # of Samples:**

Relinquished (Client): **Date:** **Time:**

Received (Lab): JS(WI) **Date:** 12/7/21 **Time:** 2:00pm

Comments/Special Instructions:

APPENDIX B

LEAD-BASED PAINT XRF ANALYSIS RESULTS

CLARK SEIF CLARK, INC.
HEALTH & SAFETY • ENGINEERING • ENVIRONMENTAL

CSC Project No. 4008344
Site: FS # 158
Site Address: 1650 W 162nd St., Gardena, CA 90247

XRF LEAD-BASED MATERIALS INSPECTION REPORT

Shot No	Site	Room	Component	Substrate	Side	Condition	Color	Results	Pbc	Pbc Error	Units
1				SHUTTER CALIBRATION					22.98	0	cps
2				NIST CALIBRATION 2574				Positive	1.10	0.10	mg / cm ^2
3	FS # 162			NIST CALIBRATION 2574				Positive	1.00	0.10	mg / cm ^2
4	FS # 162			NIST CALIBRATION 2574				Positive	1.00	0.10	mg / cm ^2
5	FS # 162	BASEMENT	WALL	CONCRETE	C	INTACT	WHITE	Negative	0.04	0.02	mg / cm ^2
6	FS # 162	BASEMENT	WALL	CONCRETE	B	INTACT	WHITE	Negative	0.04	0.03	mg / cm ^2
7	FS # 162	BASEMENT	DOOR	METAL	B	INTACT	WHITE	Negative	0.01	0.02	mg / cm ^2
8	FS # 162	BASEMENT	DOOR	METAL	B	INTACT	WHITE	Negative	0.03	0.02	mg / cm ^2
9	FS # 162	FIRST	WALL	DRYWALL	B	INTACT	RED	Negative	0.02	0.02	mg / cm ^2
10	FS # 162	FIRST	WALL	CONCRETE	A	INTACT	RED	Negative	0.02	0.02	mg / cm ^2
11	FS # 162	FIRST	WALL	CONCRETE	A	INTACT	RED	Negative	0.01	0.02	mg / cm ^2
12	FS # 162	SECOND	WALL	TILE	A	INTACT	BEIGE	Negative	0.00	0.02	mg / cm ^2
13	FS # 162	SECOND	WALL	CONCRETE	A	INTACT	BLUE	Negative	0.08	0.04	mg / cm ^2
14	FS # 162	SECOND	WALL	TILE	A	INTACT	YELLOW	Positive	17.70	4.70	mg / cm ^2
15	FS # 162	SECOND	WALL	CONCRETE	A	INTACT	WHITE	Negative	0.00	0.02	mg / cm ^2
16	FS # 162	SECOND	WALL	TILE	A	INTACT	WHITE	Negative	0.02	0.04	mg / cm ^2
17	FS # 162	SECOND	COLUMN	METAL	A	INTACT	WHITE	Positive	4.20	0.40	mg / cm ^2
18	FS # 162			NIST CALIBRATION 2574				Positive	1.00	0.10	mg / cm ^2
19	FS # 162			NIST CALIBRATION 2574				Positive	1.00	0.10	mg / cm ^2
20	FS # 162			NIST CALIBRATION 2574				Positive	1.00	0.10	mg / cm ^2

Inspection Comments: Los Angeles County identifies XRF readings with ≥ 0.7 mg/cm² as lead based paint. **Action Level 0.7 mg/cm²**
Inspection date 11/16/21 performed with a NITON XLp 300 serial number 25368.

CLARK SEIF CLARK, INC.
HEALTH & SAFETY • ENGINEERING • ENVIRONMENTAL

XRF LEAD-BASED MATERIALS INSPECTION REPORT

Shot No	Site	Room	Component	Substrate	Side	Condition	Color	Results	Pbc	Pbc Error	Units

Inspector signature

#1291
CDPH Certification No.

11/22/2021
Date

Clark Seif Clark, Inc.-
4010 Watson Plaza Drive, Suite 170, Lakewood, California 90712
(562) 420-0000, Fax (562) 420-0001

APPENDIX C

FORM 8552

LEAD HAZARD EVALUATION REPORT

Section 1 — Date of Lead Hazard Evaluation November 16, 2021

Section 2 — Type of Lead Hazard Evaluation (Check one box only)

- [x] Lead Inspection
- [ ] Risk assessment
- [ ] Clearance Inspection
- [ ] Other (specify) _____

Section 3 — Structure Where Lead Hazard Evaluation Was Conducted

Address [number, street, apartment (if applicable)]	City	County	Zip Code
1650 W 162nd Street	Los Angeles	LOS ANGELES	90247

Construction date (year) of structure: 1940's

Type of structure (check one box only)

- [ ] Multi-unit building
- [ ] School or daycare
- [ ] Single family dwelling
- [x] Other (specify) Fire Station

Section 4 — Owner of Structure (if business/agency, list contact person)

Name	Telephone number
Los Angeles County Fire Department	323/881-2411

Address [number, street, apartment (if applicable)]	City	State	Zip Code
1320 N. Eastern	Los Angeles	CA	90063

Section 5 — Results of Lead Hazard Evaluation (check all that apply)

- [ ] No lead-based paint detected.
- [x] Lead-based paint detected.
- [x] No lead hazards detected.
- [ ] Lead hazards detected.

Section 6 — Individual Conducting Lead Hazard Evaluation

Name	Telephone number
Norbert E. Kramer, Jr.	562-420-0000

Address [number, street, apartment (if applicable)]	City	State	Zip Code
4010 Watson Plaza Dr. #170	Lakewood	CA	90712

CDPH certification number	Signature	Date
1291		11/22/21

Name and CDPH certification number of any other individuals conducting sampling or testing (if applicable)

Section 7 — Attachments

A. A foundation diagram or sketch of the structure indicating the specifc locations of each lead hazard or presence of lead-based paint;
B. Each testing method, device, and sampling procedure used;
C. All data collected, including quality control data, laboratory results, including laboratory name, address, and phone number.

First copy and attachments retained by inspector

Second copy and attachments retained by owner

Third copy only (no attachments) mailed or faxed to:

California Department of Public Health
Childhood Lead Poisoning Prevention Branch Reports
850 Marina Bay Parkway, Building P, Third Floor
Richmond, CA 94804-6403
Fax: (510) 620-5656

APPENDIX D

SITE DRAWINGS

NOTES:

SIZE OF CONCRETE BLOCKS IN BASEMENT, 1ST FLOOR & 2ND FLOOR 8"X4"X16".

ALL CELLS OF CONCRETE BLOCK WALLS IN BASEMENT 1ST FLOOR & 2ND FLOOR TO BE SOLID GROUTED.

ALL JOINTS OF EXPOSED CONCRETE BLOCK WALLS TO BE FLUSH TOOLED.

SIZE OF STANDARD FACING BRICK. 2 3/16" x 3 1/2" x 7 1/2" USED FOR EXTERIOR WALLS.

ALL INTERIOR JOINTS OF BRICKS TO BE FLUSHED TOOLED.

EXTERIOR BRICK & 3RD HORIZONTAL JOINT RAKED 3/8" DEEP & TOOLED. ALL OTHER JOINTS FLUSH TOOLED.

ALL DIMENSIONS ARE TO FACE OF STUDS OR FACE OF MASONRY UNLESS OTHERWISE NOTED.

BASEMENT AREA TO BE FIRE SPRINKLED. SEE SPECIFICATIONS.

WALL MATERIALS:

- CONCRETE WALLS
- CONCRETE BLOCK WALLS
- BRICK WALLS
- STEEL STUD WALLS
- STEEL STUD WALLS (WITH BLANKET INSULATION)
- STEEL STUD WALLS (WITH INSULATION BATTS)

CROSS REFERENCING METHOD:

- 24 — DETAIL NUMBER
- 3 — SHEET NUMBER

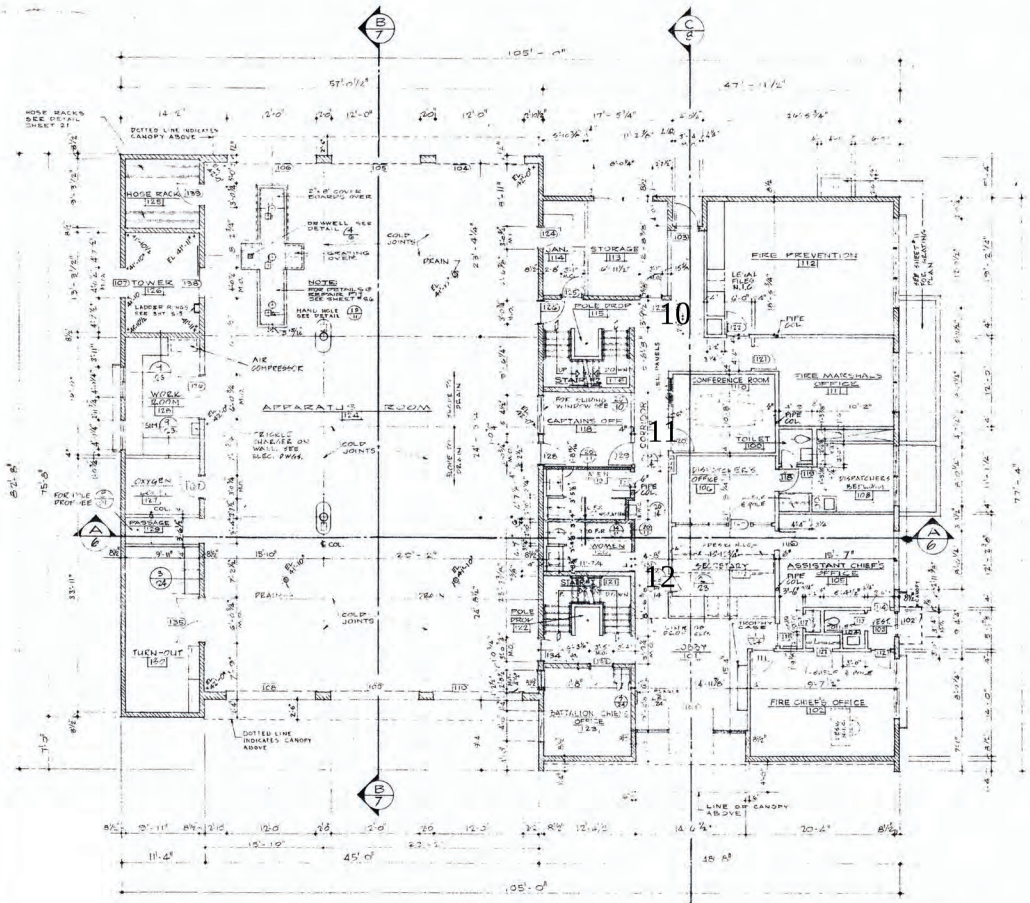

FIRST FLOOR PLAN
1/8" = 1'-0"

AREA FIRST FLOOR: 7788 SQFT

FIRST FLOOR ELEV. 42'-0"

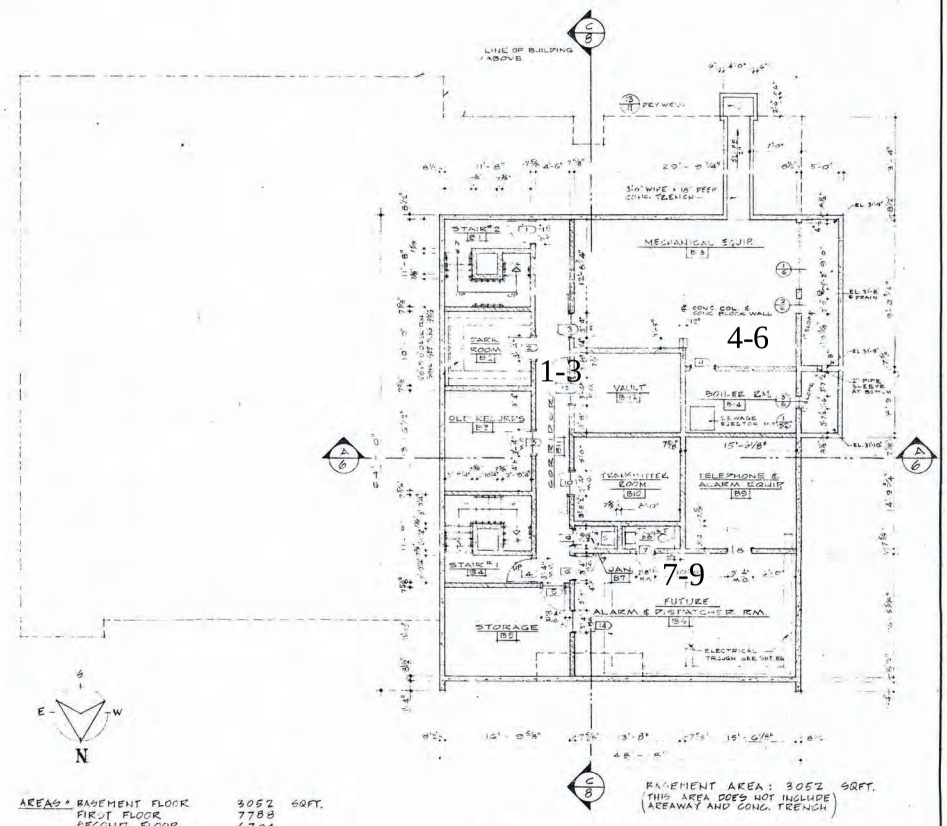

AREAS:

BASEMENT FLOOR	3052	SQFT.
FIRST FLOOR	7788	
SECOND FLOOR	6704	
PENTHOUSE FLOOR	431	
TOTAL	17975	SQFT.

BASEMENT AREA: 3052 SQFT.
(THIS AREA DOES NOT INCLUDE AREAWAY AND CONC. TRENCH)

BASEMENT PLAN
1/8" = 1'-0"

BASEMENT FLOOR ELEV. 32'-0"

PLAN NO.	ENGINEERS	DRAWN BY	NO.	DATE	BY	REVISIONS	LEGAL DESCRIPTION
738	STRUCTURAL: MECHANICAL: ELECTRICAL:	DRU O.T.H. J.W.S. C.G.K.					LOT BLOCK TRACT

MARION J. VARNER & ASSOCIATES
ARCHITECTS • LICENSE C-926 • ENGINEERS
524 S. ROSEMEAD BLVD. PASADENA, CALIF.
PHONES: MURRAY 1-2441 SYCAMORE 6-8116

SHEET TITLE: BASEMENT & FIRST FLOOR PLANS

CITY OF GARDENA
HEADQUARTER'S FIRE STATION
1650 WEST GARDENA
162 ND. STREET CALIFORNIA

DATE: 10-63

SHEET 3

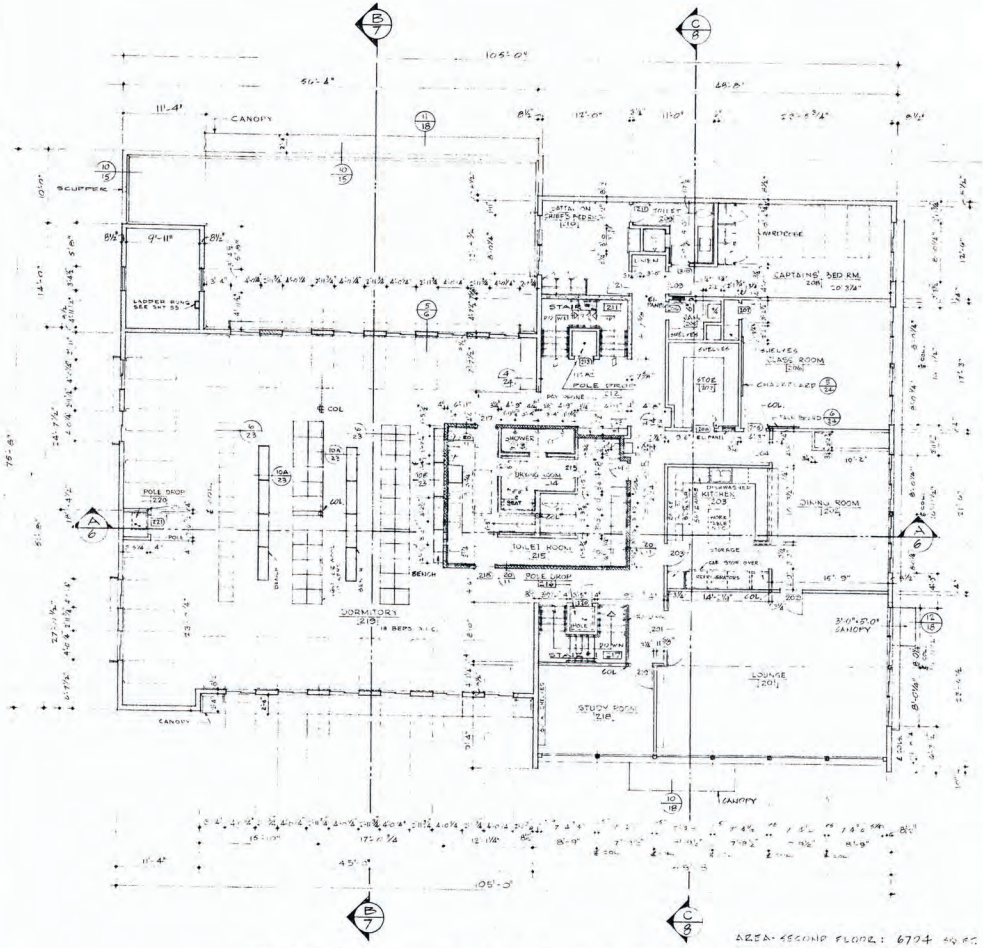

SECOND FLOOR PLAN
1/8" = 1'-0"

AREA-SECOND FLOOR: 6794 SQ.FT.
SECOND FLOOR ELEV. 58'-3"

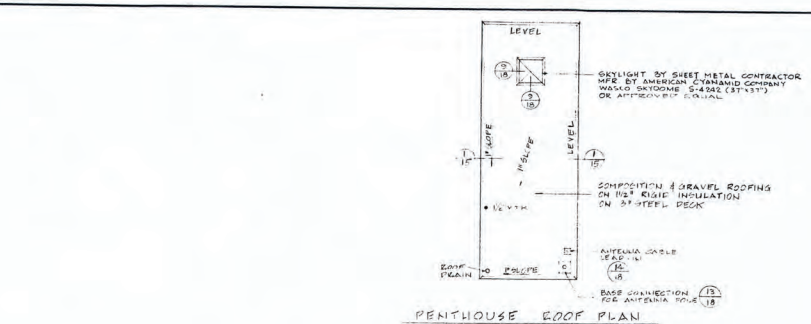

PENTHOUSE ROOF PLAN
1/8" = 1'-0"

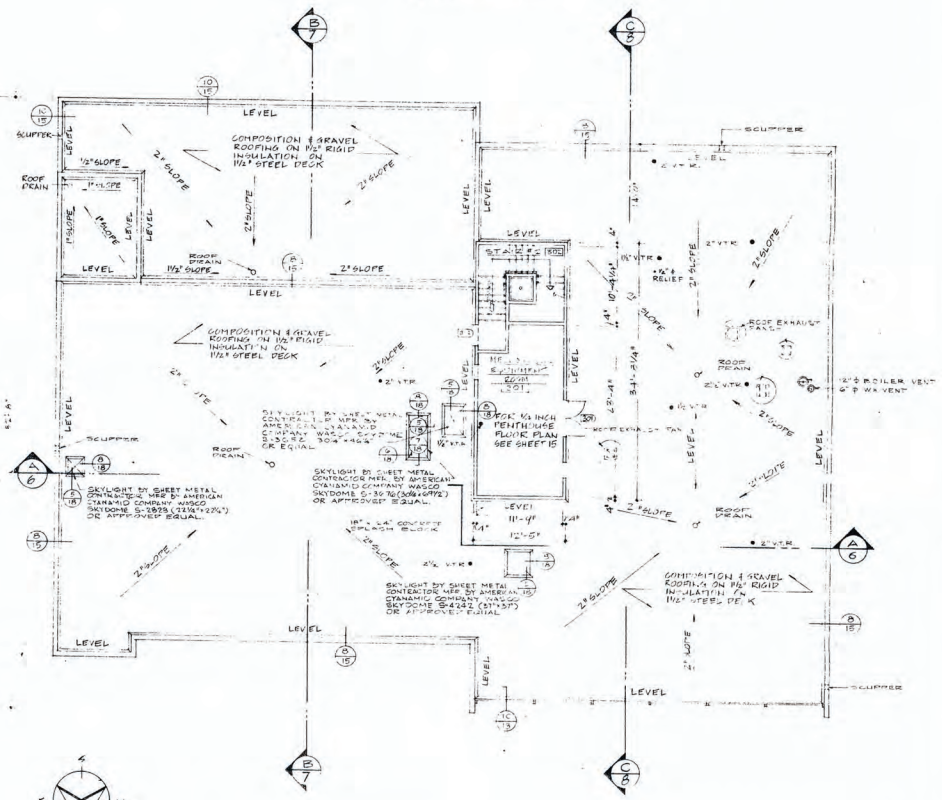

NOTE:
ALL VENTILATION & ROOF VENTS TO BE PAINTED

AREA PENTHOUSE: 431 SQ.FT.
PENTHOUSE FLOOR ELEV. 70'-3"

ROOF & PENTHOUSE PLAN
1/8" = 1'-0"

PLAN NO.	ENGINEERS	DRAWN BY	NO.	DATE	BY	REVISIONS	LEGAL DESCRIPTION
738	STRUCTURAL: MECHANICAL: ELECTRICAL:	MW. DRU. O.T.H. J.W.S. A.L.C. C.G.K.					LOT BLOCK TRACT

MARION J. VARNER & ASSOCIATES
ARCHITECTS • LICENSE C-926 • ENGINEERS
524 S. ROSEMEAD BLVD. PASADENA, CALIF.
PHONES: MURRAY 1-2441 SYCAMORE 6-8116

SHEET TITLE: SECOND FLOOR, ROOF & PENTHOUSE PLANS
DATE: 10-63
CITY OF GARDENA
HEADQUARTER'S FIRE STATION
1650 WEST GARDENA
162 ND. STREET CALIFORNIA
SHEET 4

5-770

APPENDIX “B”

Gardena Community Development Department – Waste Management and Recycling Plan

Form CD-1: Waste Management and Recycling Plan

The City of Gardena (City) requires all construction and demolition permit applicants to prepare a waste management and recycling plan in accordance with Ordinance Number 1649 (Municipal Code Chapter 8.20). By completing this form, you are complying with the plan requirement to estimate project disposal tonnage, and identify job site practices for collection and disposition of wastes. If your project is exempt, please complete a separate Form CD-1a. If you have questions, please contact the Department of Community Development for assistance at (310) 217-9530. The completed plan is to be submitted to the City at the time your building permit application is submitted. The diversion deposit and administrative fee is paid directly to the Building & Safety Division. Be sure to retain your copy of this plan and the payment receipt for reimbursement. Please note that no hauler, other than WRG, may be used to transport debris and waste to disposal. Contractors are required to prepare and submit a C&D Waste Diversion Report within 60 days of completion of the project to the City for review and approval.

Job Site Address	
Applicant's Name	Title
Company	Telephone No.
Company Address	
Fax No.	Email Address
Type of Project: □ New Construction □ Demolition □ Renovation	
Type of Building: □ Commercial/Industrial □ Single Family Residence □ Multi-Family Residence	

How will waste be handled during your project? (Please check all that apply)

- ☐ **Job site separation.** Material will be segregated into two or more material-specific bins. For example, one bin for concrete, one bin for metals, one bin for wood, one bin for trash, etc.
- ☐ **Collection and delivery of mixed loads to a materials recovery facility.** Clean construction and demolition material is commingled into a bin. The mixed loads are then delivered to a materials recovery facility for sorting. Trash should be collected in a separate bin and delivered to a landfill.
- ☐ **Green Building.** The applicant is planning to construct its project using "green building" methods to reduce waste, use recycled content materials, incorporate energy conservation, and plan for deconstruction.
- ☐ **WRG.** The applicant will contact WRG at (310) 366-7600 to use WRG as hauler. **WRG is the City of Gardena's only authorized hauler. Failure to use WRG will result in denial of deposit refund.**

How much waste do you expect to generate for disposal through your project? (Specify) _____ tons.

Unless categorically exempt, each applicant who applies for a building and/or demolition permit shall post a deposit in an amount based on square footage of the project, but not less than $5,000.

Project Value	Deposit Paid
Project Sq. Footage	Project Acres

I hereby certify that the information submitted is true and accurate

Signature	Date

Office Use Only	
□ Exempt	□ Approved, Building Permit No.
Received by	Date

Construction and Inspection Guide

Construction Inspections
Once a building permit has been issued, inspections for the work are required. This process helps assure that the work is being done according to building code safety and seismic standards. You or your contractor must request an inspection when the work has progressed to any of the required inspection points indicated on your permit. Do not cover anything before it is inspected.

To request INSPECTION BY PHONE, please call the Building & Safety Department at (310) 217-9510. Any request for an inspection must be made at least 24 hours in advance. Inspections are available in the morning or in the afternoon. A morning inspection will occur between the hours of 9:00 a.m. and 12:00 p.m. An afternoon inspection will occur between the hours of 1:00 p.m. and 4:00 p.m. When calling to request an inspection, please provide the following information:

1. Name and telephone number where you can be reached between 8 a.m. and 5 p.m.
2. Address of the job
3. Permit number
4. Type of inspection needed
5. Date and time preferred

Construction Debris and Other Building Materials Removal
Waste Resource of Gardena (WRG) is the only authorized hauler for construction/demolition/grading projects in the City of Gardena. Using any other hauler for any construction related project listed above will result in legal action and fines. WRG's customer service number is (310) 366-7600.

Construction Hours
All construction related activity is restricted to the hours of 7:00 a.m to 6:00 p.m., Monday through Friday, and 9:00 a.m. to 6:00 p.m. on Saturday. No construction activity is permitted on Sundays or any of the following legally observed holidays: Memorial Day, Fourth of July, Labor Day, Thanksgiving, Christmas Day and New Year's Day.

Construction Site Signage
Prior to the beginning of grading, demolition, or construction activity, at least one 12"X18" weatherproof sign must be posted on each street frontage of the project site at a location acceptable to the Building Inspector that displays the working hours and the name and emergency phone number of the contractor.

Construction Site Security
All construction sites are required to be secured from unauthorized access with an eight foot (8') chain link fence covered with a windscreen.

Best Practices for Construction Activities:

1. All persons working at the site should obtain, read, and understand the Best Management Practices pamphlet for the type(s) of construction being done.
2. Stockpiles of soil, demolition debris, cement, sand, top soil, etc. must be covered with waterproof material or bermed to prevent being washed off site.

3. Fuels, oils, paints, solvents, and other liquid materials must be kept inside bermed areas. Spills must not be washed to the street.
4. Waste concrete cannot be washed into street, storm drain catch basins, or public right-of-way. All dust and slurry from concrete cutting must be removed using a wet-dry vacuum or equivalent.
5. Trash and other construction solid wastes must be placed in a covered trash receptacle.
6. Eroded soil from disturbed slopes must be contained using berms, silt fences, setting basins, or good erosion management practices such as reseeding.
7. Wash water from cleaning construction vehicles and equipment must be kept on-site within a containment area.

Construction and Demolition Diversion Program

City of Gardena

Community Development Department
1700 W. 162nd Street
Gardena, CA 90247

In 2003, the City of Gardena (City) adopted a diversion program for construction and demolition wastes. The purpose of the program is to provide an incentive to encourage the diversion (recycling or reuse) of specific materials that represent a large percentage of the City's overall municipal waste stream. Any contractor or builder that applies for a building permit is required to remit a diversion deposit in an amount set by resolution of the City Council (exceptions do exist, and are described below). The deposit is fully refundable if at least 65% of all wastes generated during construction and demolition are diverted from landfills, and appropriate documentation is provided to the City. This booklet will guide you through this process, and explain the amount of the deposit, the mechanism for refund, and the documentation required. There are four easy steps to follow to assure compliance with the program, and to ultimately save you money through reduced waste disposal cost.

Step 1 DETERMINE APPLICABILITY & COMPLETE FORM CD-1

Determine Applicability— Unless specifically exempted, each person (applicant) who applies for a building or demolition permit must fulfill the requirements of the construction and demolition program described in this package.

See next page for CALGreen Construction Waste Reduction Requirements and Applications.

Form CD-1—Unless exempt, an applicant is required to prepare a Waste Management and Recycling Plan by completing Form CD-1 (Form CD-1 is included in this booklet). On this form, the applicant will estimate the amount of waste they expect to generate through their construction and/or demolition project. Waste materials include, but are not limited to, soil, wood, wallboard, concrete, and mixed trash. As part of the waste management and recycling plan, the applicant should decide how they intend to assure that at least 65% of the waste that the project will generate, will be diverted from landfill. Wood, concrete, asphalt, metal, glass, drywall, ceramic, brick, and many other materials are all readily recyclable (or reusable if segregated properly). Please note that submittal and approval of an accurate and complete waste management and recycling plan is a precondition to issuance of any building permit. Submit your completed Form CD-1 to the City with your completed building permit application.

The following table contains the 2016 CALGreen Construction Waste Reduction Requirements:

Occupancy	2016 CALGreen State Code Requirements and Applications
	Effective 1/1/2017
Non–Residential Compliance Methods (5.408)	≥ 65% C&D Waste Diversion of non-hazardous materials are required to submit a construction waste management plan (5.408.1.1) and utilize a City approved waste management company (5.408.1.2)
New Construction	All newly constructed buildings.
Demolition	100% of all concrete and dirt . — 65% of all non-hazardous materials.
Addition (301.3)	All structures 1000 sq ft or more.
Alterations (301.3)	All structures $200,000 or more.
Tier 1 (Voluntary) (A5.408.3.1)	≥ 80% Construction Waste Diversion
Tier 2 (Voluntary) (A5.408.3.1.1)	≥ 95% Construction Waste Diversion
Residential Compliance Methods (4.408)	≥ 65% C&D Waste Diversion and may be required to submit a construction waste management plan (4.408.2) and utilize a City approved waste management company (4.408.3)
Low-Rise-3 stories or less (4.408.4)	≥ 65% C&D Waste Diversion
High-Rise-4 stories or more (4.408.4.1)	All permitted structures.
New Construction	All permitted structures
Demolition	100% of all concrete and dirt. - 65% of all non-hazardous materials.
Additions (301.1)	All permitted structures.
Alterations (301.1)	All permitted structures.
Tier 1 (Voluntary) (A4.408.1)	≥ 80% C&D Waste Diversion
Tier 2 (Voluntary)	≥ 95% C&D Waste Diversion

Step 2

PAY YOUR DIVERSION DEPOSIT & YOUR ADMINISTRATIVE FEE

Project Value	Deposit Amount
> $50,000—$99,999	$5,000
$100,000—$249,999	$7,500
$250,000—$499,999	$10,000
$500,000 +	$15,000

Diversion Deposit— Unless specifically exempted by one of the project types listed under step 1, each person (applicant) who applies for a building and/or demolition permit shall post a cash deposit in an amount as specified in the table above, but will not exceed $15,000.

The diversion deposit will be refunded in full upon proof that at least 65% of the project waste was recycled and/or diverted . Waste Resource Management (WRG) is the only authorized hauler for the City of Gardena. You can contact them at 310-366-7600. Failure to use WRG will result in denial of deposit refund.

Administrative Fee— In addition to the diversion deposit, an administrative fee must also be paid to the City. The fee will compensate the City for all expenses incurred in administering the construction and demolition program, including site inspections, document review, and processing. The administrative fee is non-refundable and is calculated based on one percent (1%) of the dollar value of a project, but not to exceed $5,000. If your project is exempt, there is no administrative fee.

Deposit and administrative fee payments can be made in the form of cash, check, cashier's check, money order, or credit card (VISA, Mastercard, or Discover Card). Payments should be made to the **City of Gardena**.

Make your payments when you submit your completed Form CD-1 and building permit application. If desired, a single payment can be issued to the City for both the diversion deposit and the administrative fee.

Step 3

DIVERT C&D WASTES THROUGH RECYCLING OR REUSE

It is the responsibility of every owner, general contractor, subcontractor, and developer to divert the maximum amount of salvageable and reusable materials away from landfilling. Materials diverted prior to demolition and during and after construction are equally eligible for diversion "credit." "Divert" or "diversion" means a reduction in the amount of waste being disposed in landfills by any of the following methods: use of new construction methods that reduce the amount of waste generated, onsite reuse of waste, job site separation and delivery to a recycling facility, delivery of mixed but clean materials to an approved materials recovery facility, and other methods as approved in advance by the City. All waste diversion methods that qualify for a refund of the diversion deposit are subject to restrictions and documentation requirements set forth in the City's Municipal Code.

Be sure to keep all weight receipts issued by any recycling facility and maintain records or logs of the volume and weight of materials reused on the job site.

To help you make decision about waste management and recycling, the City has prepared a separate booklet entitled "Recycling Practices for Construction and Demolition Projects" describing methods of diversion, local outlets for materials, and hints about best management practices for recycling and reuse.

The City will monitor and evaluate each construction and demolition project to gauge the project and progress toward the diversion requirements.

Step 4 APPLY FOR DEPOSIT REFUND

At the completion, and prior to, the final inspection and issuance of any certificate of occupancy of the demolition and/or construction project, the applicant shall submit documents to the Building and Safety Department, which proves compliance with the diversion requirements of this program. The documentation shall consist of:

1. A completed Form CD-2, "Recycling and Reuse Summary Report," summarizing the weight data of materials diverted and disposed (Form CD-2 is included in this booklet).
2. Originals or photocopies of receipts, weight tickets, or other records of measurement from recycling facilities, salvage companies, deconstruction contractors, waste haulers, processors, transfer stations, and landfills.

A properly completed "Recycling and Reuse Summary Report", and all receipts, must be submitted to the City at least five day prior to a request for final inspection and issuance of a certificate of occupancy.

Deposits will not be refunded to applicants who do not meet the timely reporting requirements of the Municipal Code. Also, failure to conform to the diversion requirements could affect approval of future permits. A deposit refund will be issued for any project where a building permit was withdrawn or cancelled before any work was begun.

What is a "green" building, and why should I care?

A green building is a sustainable building; that is, a structure designed, built, operated and reused in a resource efficient manner. Of the total expenditures owner may make over the course of the building's service lifetime, the design and construction cost (the so-called first costs) will account for 5 to 10% of the total life cycle cost. In contrast, operations and maintenance cost will account for 60 to 80% of the total life cycle cost.

Some easy tips: 1) minimize wastewater by using ultra low-flush toilets, and incorporate hot water re-circulating systems, and self-closing nozzles on hoses; 2) reuse and recycle C&D waste onsite such as inert wastes for base material for a parking lot; 3) protect and retain existing landscaping; and 4) take advantage of natural features including the use of plants that have low water and pesticide needs, and generate minimum plant trimmings.

Construction and Demolition Debris Removal

The City of Gardena has an Exclusive Franchise Agreement with Waste Resources to collect all solid waste generated within city limits. For construction and/or renovation projects, this means that all contractors, sub-contractors, business owners, and residents that are going to rent or contract for temporary hauling services, **must** hire Waste Resources to perform this service[1]. Waste Resources will deliver the material to a recycling facility in order to assist with recycling mandates and local ordinances.

Bins are available in the following sizes:

One-Time or Temporary Service[2]

3 cubic yard

Price for temporary service is based on number of pickups per week.

10, 15,25, and 40 cubic yards

Price includes service + dump fee and may include demurrage charges for bins that are not serviced regularly.

For contractors with their own bins, we encourage them to deliver all construction and demolition debris to a recycling facility for processing. A list of local facilities can be found at: http://ladpw.org/epd/brtap/recyclingsite/results.cfm?search=construction.

Waste Resources, Inc.
Today's Waste, Tomorrow's Resource

P.O. Box 2410
Gardena, CA 90247

Toll Free #: (888) 467-7600
www.wasteresources.com
info@wasteresources.com

T: (310) 366-7600
F: (310) 366-7606

[1] The only exception is when a prime general contractor owns their own bin and the debris is hauler by employees of the prime contractor.

[2] Prices quoted will include all City taxes and fees.

DEPARTMENT of GENERAL SERVICES
1717 WEST 162nd STREET / GARDENA, CALIFORNIA 90247-3778 / WWW.CITYOFGARDENA.ORG / PHONE (310) 217-9568

NOTICE OF EXEMPTION

TO: Office of Planning & Research
1400 Tenth Street
Sacramento, CA 95814

County Clerk / Registrar Recorder
ATTN: Environmental Filings Clerk
12400 East Imperial Highway, Room 1101
Norwalk, CA 90650

Project Title: Gardena Fire Station No. 158 Project – Water Damaged Ceiling Repair Phase, JN 509.

Project Location (Specific): 1650 W. 162nd Street

Project Location (City): Gardena **Location (County)**: Los Angeles County

Description of nature, purpose and beneficiaries of project: The water damaged ceiling repair consisting of ceiling tiles and grids/t-bar, and update the existing lighting to LED system., and all other incidental work of the city own fire station building. Beneficiary: staff and general public

Name of public agency approving project: City of Gardena

Name of person or agency carrying out project: City of Gardena

Exempt Status: (Check One)

Ministerial: (P.R.C. Sec. 21080[b][1]; Guidelines Sec. 15268)
Declared Emergency: (P.R.C. Sec. 21080[b][3]; Guidelines Sec. 15269[a])
Emergency Project (P.R.C. Sec. 21080[b][4]; Guidelines Sec. 15269[b][c])
x Categorical Exemption: Section 15301 Class 1, Existing Facilities
Other: Guidelines Sec. 15061):

Reason why project is exempt: Rehabilitation of existing ceiling and lighting.

Contact person: Kevin Kwak **Telephone**: 310-217-9643

If filed by applicant:
1. Attach certified document of exempting finding.
2. Has a notice of exemption been filed by the public agency approving the project? Yes No

Date received for filing:

Clint Osorio Date
Environmental Quality Officer

NOTE: Exempt from Dept. of Fish & Game Wildlife Fee in accordance with de minimis impact finding (735.5[c])

TASHA CERDA, Mayor / RODNEY G. TANAKA, Mayor Pro Tem
MARK E. HENDERSON, Councilmember / ART KASKANIAN, Councilmember / DAN MEDINA, Councilmember
MINA SEMENZA, City Clerk / J. INGRID TSUKIYAMA, City Treasurer / EDWARD MEDRANO, City Manager / PETER L. WALLIN, City Attorney

City of Gardena

Gardena City Council Meeting
AGENDA REPORT SUMMARY

Agenda Item No. 16.B
Section: DEPARTMENTAL ITEMS - PUBLIC WORKS
Meeting Date: October 25, 2022

TO: THE HONORABLE MAYOR AND MEMBERS OF THE GARDENA CITY COUNCIL

AGENDA TITLE: Award the Preventative Maintenance and Repair Services for Heating, Ventilating and Air Conditioning (HVAC) Contract to F.M. Thomas Air Conditioning, Inc., in the amount of $234,878 and Declare California Environmental Quality Act (CEQA) Exemption.

COUNCIL ACTION REQUIRED:

Staff Recommendation:

- **Award Preventative Maintenance and Repair Services Contract**
- **Declare CEQA Exemption**

RECOMMENDATION AND STAFF SUMMARY:

In August 2022, a Request for Proposal (RFP) was released for the preventative maintenance and repair services for the Heating, Ventilating and Air Conditioning (HVAC) Contract for all 13 City-owned buildings. In September 2022, staff received three (3) proposals for the three-year (3) contract which included two (2) optional years to extend.

Contractor	3-Year Contract
ABM Building Solutions, LLC, Tustin	$182,048.00 (Non-Responsive)
F.M. Thomas Air Conditioning, Inc., Brea	$234,878.00
Honeywell International, Inc., La Palma	$288,886.66

F.M. Thomas Air Conditioning, Inc., submitted the responsive and best value bid. They are a state licensed contractor with verified successful maintenance experience in the field. They currently maintain seven (7) other cities of equal or larger size and five (5) school districts. F.M. Thomas has been involved with City-wide HVAC maintenance services since 1994; specializing in development of policies & procedures and providing Journeyman technicians.

ABM Building Solutions, LLC, submitted the apparent low bid in the amount of $182,048. However, they modified the maintenance service frequency on the bid schedule, therefore deemed to be non-responsive.

Staff respectfully recommends that City Council award the Preventative Maintenance and Repair Services for HVAC Contract to F.M. Thomas Air Conditioning, Inc., in the amount of $234,878 and declare this project to be categorically exempt under the CEQA Article 19, Section 15301, Class 1, as maintenance of existing facilities.

The contract duration will be for a three (3) year term (FY 2022-23, 2023-2024, and 2024-2025) with an option to extend the contract up to an additional two (2) years if the contractor performs satisfactorily.

FINANCIAL IMPACT/COST:

$234,878 General Funds for three-year contract

ATTACHMENTS:

HVAC Maintenace Services RFP.pdf
HVAC Maintenance Services_Addendums.pdf
HVAC Maint Services_F.M. Thomas Air Conditioning Proposal.pdf
HVAC Maint Services_CEQA Notice of Exemption.pdf

APPROVED:

_____

Clint Osorio, City Manager

CITY OF GARDENA

REQUEST FOR PROPOSALS/BIDS

FOR

HEATING, VENTILATING, AND AIR CONDITIONING SYSTEMS SERVICES

AUGUST 2022

NOTICE INVITING INFORMAL BIDS/PROPOSALS

City of Gardena, California

Notice is hereby given that the City of Gardena is soliciting informal bids/proposals (Deliver, mail, or Email) at the office of the Public Works Department – Public Works Engineering, 1717 W. 162nd Street, Gardena, California, 90247 or hlee@cityofgardena.org (Attn: Hong Lee), until **4 PM on September 8, 2022**, for:

CONTRACT: **PREVENTATIVE MAINTENANCE AND REPAIR SERVICES FOR HEATING, VENTILATING, AND AIR CONDITIONING SYSTEMS**

You may access the specifications and invitation through the following platforms:

https://cityofgardena.org/rfps/ or www.crplanwell.com

PRE-SUBMITTAL MEETING AND SITE VISIT:

The City intends to hold a non-mandatory, pre-submittal meeting and site visit to provide an opportunity for contractors to ask questions and see the equipment and systems under consideration of the Request for Proposals (RFP).

Date: **August 24, 2022**

Time: **9 AM**

Location: Public Works Yard, 1717 W 162nd Street, Gardena, CA 90247

All questions shall be submitted via email to Hong Lee, Contract Administrator, at

hlee@cityofgardena.org, no later than **August 30, 2022.**

Any bid received after the hour stated above for any reason whatsoever, will be considered non-responsive and disqualified. The City reserves the right to withdraw or cancel this Notice Inviting Informal Bids/Quotes at any time without prior notification and the City makes no representations that any contract will be awarded to any contractor responding to the notice.

The City reserves the right to reject any and/or all bids, waive any information or irregularity in any bid received and to be the sole judge of the merits of the respective bids received. The award, if made, will be made based on the Best Value (taking into consideration of qualifications, experience, and costs).

ABSTRACT: The City of Gardena is in the South Bay Area of Los Angeles County. It is a modestly sized city with an area of 6.2 square miles and a population of 60,000 residents. The Public Works Department, Building Maintenance Division has a need to service and maintain heating, ventilating, and air conditioning systems at various city owned facilities. Currently the work is performed by City staff and a private contractor, which the contract will be expired. **The City of Gardena is seeking assistance by augmenting its current work force with a three (3) year preventative maintenance and repair heating, ventilating, and air-conditioning services contract and may be extended for two (2) additional years for good performance.**

SCOPE

The City of Gardena seeks bids from qualified HVAC contractors for the purpose of providing preventative maintenance, serving and repairing for Heating, Ventilating, and Air Conditioning systems located in the City of Gardena.

Facility Name and Address

Facility	Facility Address
City Hall	1700 W 162nd Street
Police Department	1718 W 162nd Street
Nakaoka Community Center	1670 W 162nd Street
Human Services	1651 W 162nd Street
Rush Gym	1651 W 162nd Street
Public Works	1717 W 162nd Street
Rowley Gym	13220 Van Ness Avenue
Rowley Park Auditorium	13220 Van Ness Avenue
Justin Plaza	SW corner of 162nd Street and Western Avenue
Gardena Police Department Gun Range	1200 W 170th Street

Statement of Work

Facility Maintenance support services are categorized by discipline/trade as follows:

A. Heating, Ventilating, and Air Conditioning (HVAC)

Successful contractors must adhere to the following requirements:

a. Have an operating office within a 50-mile radius of the City of Gardena and the ability to have a field technician onsite after a Call for Service (CFS) within two hours.

b. Have a 24/7 dispatching service with on-call service availability for emergency calls with computerized dispatching software to collect call history. Dispatch will respond to requested CFS from the City with a 30-minute returned phone call response and a 2-hour on-site arrival time from initial CFS. Maintenance work or repairs shall be performed as contractually agreed upon unless otherwise specified by the City's Facilities Maintenance Supervisor or designee. The City accepts that after-hours and/or holidays may be billed at a different rate.

c. Notify the Facilities Maintenance Supervisor or designee upon arrival at the job site and anticipated time for repair. Upon completion of CFS, notify Facilities Maintenance Supervisor or designee of status and completion of repair.

d. Contractor will provide City access to an internet-based service request application that will allow City to securely submit non-emergency service requests online; view status of all service calls, whether scheduled, open, or closed; view appointments and task detail of work performed on contracted service calls; and view contract and equipment coverage details (for the entire contractual period).

e. Prior to beginning any repair or replacement outside the scope of preventative maintenance work, Contractor shall troubleshoot the system to diagnose the system's problems. The City shall not incur any extra charge for this service. Contractor shall provide a written quote prior to beginning any repair or replacement outside the scope of preventative maintenance work and get authorization from the Public Works Maintenance Superintendent and/or his designee before commencing the work. The City reserves the right to obtain additional quotes for work outside the scope of contracted maintenance work from other trade companies.

f. Submit invoices to the Public Works Maintenance Superintendent and/or his designee within 30 days of the work being completed or according to approved billing cycles and methods.

g. Comply with the current 29 CFR 1910 OSHA General Industry Regulations. Safety hazards shall be immediately reported to the Public Works Maintenance Superintendent and/or his designee.

h. The Contractor shall meet with the Public Works Maintenance Superintendent and/or his designee to set specific dates and times for scheduled maintenance required on a monthly, bi-monthly, tri-monthly, quarterly, bi-annual or annual basis, and to review invoices for accuracy and acceptance, when required for specific trades. The maintenance schedule shall be subject to inspection upon request by the Public Works Maintenance Superintendent

and/or his designee. Contractor shall also set up periodic in-person reviews with Contractor's management to evaluate performance.

i. Contractor shall provide all labor, materials, and equipment to perform Preventative Maintenance (PM) services on Heating, Ventilating, and Air Conditioning (HVAC) and building automation services per the specified PM Schedule. Contractor shall provide a detailed Preventative Maintenance Service Plan (PMSP) of services to be performed and the frequency of each service. The PMSP will include duration of each task to include start and completion dates for each service rendered. PM Services shall be per the PMSP schedule and shall include all services specified in the Scope of Work, including one service per location per the service frequency. Any PM service nonperformance and/or called back will be considered covered by the PM service and rates.

j. Belts, air filters, grease, oil, lubricants, electrical components, plumbing, piping, condensation drip pans, air compressors, air dryers, and all related equipment/hardware; chemical use for treatment; cleaning and/or general maintenance used for evaporative coils and condensing coils; chemicals used for water treatment and all other related materials required for preventative maintenance to all HVAC equipment, including boilers and chillers both closed loop and open water systems cooling towers, programs and automation controls, shall be furnished by the Contractor and the costs included in the Contract. Materials shall be of high quality and suitable for service required and as recommended by the equipment manufacturers.

k. Provide all tools and equipment necessary to complete job tasks.

l. Maintain all equipment in accordance with the manufacturer's recommendations unless specified otherwise by the Facilities Maintenance Supervisor or designee.

m. The Contractor shall remove all tools, equipment, and surplus materials from the work site upon completion of the work and leave the work site in the same cleanliness and condition as it was upon arrival.

n. The Contractor shall ensure pick-up and proper disposal of all refuse, scrap materials and debris from the work site upon completion of the work.

o. The type of Work required will include, but is not limited to repair, replacement and maintenance of all commercial HVAC equipment and systems.

See attachments:

EXHIBIT 1: Equipment List

EXHIBIT 2: HVAC Filter List

B. Contractor Qualifications

The HVAC Contractor shall have the following minimum qualifications:

a. Shall possess current **C-10, C-20, and C-38** licenses to perform the work in conformance with all state, federal and local regulations.

b. Contractor and any subcontractors must be registered with the Department of Industrial Relations as Public Works Contractors.

c. Shall have satisfactory performance on other contracts of similar nature and magnitude. The City reserves the right to investigate beyond Contractor submitted references for quality and performance of maintenance and to refuse consideration of their bid for unsatisfactory performance.

d. All work shall be performed by local Union Journeymen technical level NATE certified personnel according to industry standards. Technicians will have appropriate formal training and full expertise in air compressors/pneumatic/electronic controls and have a minimum of five years' of experience under direct employment and supervision of contracting HVAC company. Helpers with less than five years' experience who are under direct employment may be used only to assist and may not work independently for any reasons (except filter replacement).

e. The Contractor shall be responsible for maintaining all equipment under this Contract in safe operating condition in accordance with ASHRAE 180-2018 Standard Practice for Inspection and Maintenance of Commercial Building HVAC Systems.

    i. Technicians shall be CFC-certified with associated State and local licensing.

    ii. Service Vehicles shall be marked with the Company logo and shall comply with emissions requirements to minimize impact to City's carbon footprint.

    iii. Contractor service technicians, subcontractors, and supervision may be required to pass a security clearance (fingerprinting and background check). All Contractor's employees shall wear readily recognizable uniforms and display a company issued photo identification card while on City property.

iv. Contractor shall comply with all security and access control procedures. Contractor shall be responsible for any keys or access control cards issued to them per City policy.

v. All personnel will receive close and continuing first-line supervision by the Contractor. Any non-compliance with terms of qualification will be cause for removal from the building and a possible breach of contract.

f. Safety

i. Contractor shall provide copies of Material Safety Data Sheets (MSDS) prior to bringing to the site any chemicals/materials required for performing a service task. MSDS shall be secured/displayed at each location where chemicals/materials are used or stored.

ii. Contractor shall abide by all OSHA safety requirements including Lock-out/Tag-out procedures.

iii. Service technicians shall be trained in standard operating procedures for working around hazardous materials and reporting.

iv. Contractor shall provide all Personal Protective Equipment (PPE) and ensure that service technicians are trained and qualified in the proper use. Contractor shall provide evidence of safety training for all the staff.

v. Contractor shall provide names of technicians, qualifications, training, etc. and update as needed.

vi. The City prohibits the use of any products containing asbestos. If an item is suspected of containing asbestos, a sample must be verified by a certified test laboratory. Reference safe work practices.

Warranty

Contractor shall extend the manufacturer's warranty against defects in the material, parts and equipment installed for a minimum of 90 days from completion date. Contractor shall provide, or cause to be provided, all material, parts and equipment, together with labor to repair or replace any defective items free of charge during the above warranty period.

Major Repairs and/or Equipment Replacement

Contractor shall notify the Public Works, Maintenance Manager and/or designee of recommended major repairs or replacement of equipment that is not included in the PMSP. The proposal shall include scope of work, reason for performing the

work, labor hours, parts and material costs, and schedule. No work shall be performed without written approval, unless authorized as an emergency repair by the Facilities Maintenance Supervisor or designee.

HVAC Equipment and Building Automation System Preventative Maintenance

a. Contractor shall examine the condition of the HVAC equipment and associated systems. Should any of the equipment require repairs to place them in an acceptable condition for the execution of this Contract, the Contractor shall submit with their bid the price for all labor and material along with a complete description of extra work required to bring the equipment to an acceptable condition. No extra charge under this service contract will be allowed for these repairs after the regular contract service is executed unless the City disregards recommendations in writing.

b. The City may disregard any Contractor recommendations for major upgrades or repairs and reserves the right to maintain the equipment in its existing condition without compromising safety, reliability or performance.

c. Test instruments and diagnostic tools shall be state of the art and calibrated at least annually.

d. Contractor shall notify Public Works Maintenance Superintendent and/or designee at least 48 hours in advance of performing scheduled maintenance. All equipment shall be serviced per the specified frequency. The Contractor shall notify the Public Works Maintenance Superintendent and/or designee prior to each PM service date so that previous complaints/deficiencies shall be correct.

e. Time clocks shall be checked on each PMSP service call and/or CFS inspection and reset as required by daylight savings time or seasonal changes.

f. Boilers in closed systems shall be drained as infrequently as possible, and chemicals shall be added only when a water analysis indicates the necessity. All in line grid strainers/filters are to be cleaned and maintained on a standard PM schedule.

g. Filter replacements shall be based on the following schedule:

    1 All facilities are on a 90-day schedule, except for:

        i. 60-day schedule: Nakaoka Community Center

        ii. 30-day schedule: Justin Plaza

    2 In the proposal, provide cost based on:

i. Contractor provides filters and changes filters based on described schedule.

Service Contract Performance Objective:

a. Contractor shall adhere to maintenance practices that provide maximum performance and economical operation of the equipment and systems.

b. Provide maximum comfort for building occupants.

c. Apply preventative maintenance procedures to reduce chances of premature equipment failures.

d. Improve operating efficiency of mechanical systems and promote energy efficiency.

Provide Periodic Inspection of Building Systems to Avoid Emergency Breakdown Situations:

a. Check sensor calibration for outside air, supply air, and mixed air sensors.

b. Heating and cooling equipment is staging on and off in an optimal manner.

c. Air condition compressors are loading and unloading properly and efficiently.

SELECTION OF CONTRACTOR:

In selecting the Best Value bidder, consideration will be given to the general competency of the bidder for the performance of the work covered by the bid proposal. To receive favorable consideration, a bidder may be required to present evidence that he has successfully performed similar work of comparable magnitude or submit other evidence satisfactory to the Agency that he or his associates are competent to manage the proposed undertaking and to carry it forward to a successful conclusion. Professional integrity and honesty of purpose shall be essential requirements. A showing of adequate financial resources may be required, but will not alone determine whether a bidder is competent to undertake the proposed work.

Only manufacturers or contractors of established reputation, or their duly authorized dealers or agency, having proper facilities for the manufacture of the materials or equipment and for servicing same, or for proper execution of the work called for in the contract, will be considered in making the award.

TERM OF AGREEMENT

The term of this Agreement shall be three years (3) commencing on the date a Notice to proceed is issued by the city's representative and may be extended for two (2) additional years for good performance.

PAYMENT:

The contract time shall begin per the City's written notification. The Contract is for a period of three years (36 months) of monthly maintenance services with the option for contract extension of two additional years as approved by the Director or Public Works.

Work must be completed within the working days specified in the schedule provided for the various maintenance activities, and the Contractor shall notify the City 24 hours in advance of the actual commencement of work.

No work shall be undertaken during the City's holiday closures. It is the Contractor's responsibility to determine the City's closure dates.

Bidders are advised that this Project is a public work for purposes of the California Labor Code, which requires payment of prevailing wages. Accordingly, the bidder awarded the Contract and all subcontractors shall be required to pay not less than the prevailing rate of per diem wages, as determined by the Director of the California Department of Industrial Relations, and otherwise comply with the provisions of Section 1770 et seq. of the California Labor Code, California Code of Regulations, Title 8, Section 16000 et seq., and any other applicable laws, rules and regulations adopted with respect thereto ("California Prevailing Wage Laws"). Copies of such prevailing rates of per diem wages are on file at the Gardena City Clerk's office and the office of the City Engineer, and copies shall be made available to any interested party on request. The prevailing rates of per diem wages referred to herein are hereby made a part of this Notice by reference.

Attention is directed to the provisions of Sections 1777.5 and 1777.6 of the Labor Code concerning the employment of apprentices by Contractor or any Subcontractor under it. Contractor and any Subcontractor under shall comply with the requirements of said sections in the employment of apprentices.

The Contractor is prohibited from performing work on this project with a subcontractor who is ineligible to perform work on the project pursuant to Section 1777.1 or 1777.7 of the Labor Code.
This project is subject to compliance monitoring and enforcement by the Department of Industrial Relations. All contractors and subcontractors must furnish electronic certified payroll records directly to the Labor Commissioner (aka Division of Labor Standards Enforcement) in a format prescribed by the Labor Commissioner no less than monthly.

As of **January 1, 2016**, the requirement to furnish electronic certified payroll records to the Labor Commissioner will apply to all public works projects, whether new or ongoing.

Exceptions: The Labor Commissioner may (but is not required to) excuse contractors and subcontractors from furnishing electronic certified payroll records to the Labor Commissioner on a project that is under the jurisdiction of one of the four legacy DIR-approved labor compliance programs (Caltrans, City of Los Angeles, Los Angeles Unified School District, and County of Sacramento) or that is covered by a qualifying project labor agreement.

These requirements will apply to all public works projects that are subject to the prevailing wage requirements of the Labor Code without regard to funding source.

The State General Prevailing Wage Determination is as established by the California Department of Industrial Relations (available at http://www.dir.ca.gov/DLSR/PWD/index.htm).

Skilled and Trained Workforce: This project is subject to Skilled and Trained Workforce Requirements per Sections 2600 through 2603 of the Public Contract Code.

ITEMS TO BE SUBMITTED (BID PROPOSAL):

Bidder must complete and return the following forms in their entirety for consideration of their proposal. Incomplete proposals will not be accepted. The following must be returned with your proposal:

A. Bid Schedule including pricing for two optional years of maintenance service.

B. Acknowledgement of Addenda Received

C. Bidders Declaration

D. Non-Collusion Affidavit

E. Declaration of Eligibility to Contract

F. Designation of Subcontractors

G. Construction Project References

H. Certificate of Non-Discrimination by Contractors

I. Certification Regarding Debarment, suspension, Inability and Voluntary Exclusion Primary Covered Transactions

CONTRACT DOCUMENT (CD): (to be submitted after award of contract)

A. Agreement

B. Worker’s Compensation Insurance Certificate

C. Indemnification and Hold Harmless Agreement and Waiver of Subrogation and Contribution

D. Insurance

T A B L E O F C O N T E N T S

HEATING, VENTILATING, AND AIR CONDITIONING SYSTEMS SERVICES MAINTENANCE SERVICES

DESCRIPTION	PAGE
Title Page ……..	
Notice Inviting Bids …….....	
Table of Contents …….	i
BID PROPOSAL (To Be Submitted with Proposal)	
Bid Schedule ……	BP-2
Acknowledgement of Addenda Received …….	BP-6
Bidder's Declaration …….	BP-7
Non-collision Affidavit ……..	BP-9
Declaration of Eligibility to Contract ……...	BP-10
Designation of Subcontractors ……	BP-11
Construction Project Reference ……..	BP-12
Certificate of Non-Discrimination by Contractors …….	BP-13
Certification Regarding Debarment, Suspension, Ineligibility and Voluntary Exclusion – Primary Covered Transition.…	BP-14
CONTRACT DOCUMENTS (To Be Submitted after Award)	
Agreement ……	CD-2
Workers' Compensation Insurance Certificates …….	CD-4
Indemnification and Hold Harmless Agreement of Subrogation and Contribution ……	CD-5
Insurance ……...	CD-6

BID PROPOSAL (BP)

HEATING, VENTILATING, AND AIR CONDITIONING SYSTEMS SERVICES MAINTENANCE SERVICES

Contractor: _____

Address: _____

Phone: _____

Fax: _____

License No.: _____

D.I.R. No. _____

Email: _____

To Be Submitted

With

Bid Package

BID SCHEDULE

The undersigned, having examined the proposed Contract Documents titled:

PREVENTATIVE MAINTENANCE AND REPAIR SERVICES FOR HEATING, VENTILATING, AND AIR CONDITIONING SYSTEMS

and having visited the sites and examined the conditions affecting the work, hereby proposes and agrees to furnish all labor, materials, equipment, and appliances, and to perform operations necessary to complete the work as required by said proposed Contract Documents and itemized bid schedule below. **All work shall be performed on a yearly rotation among the various City of Gardena facilities.** Refer to "Greenbook" Standard Specifications for Public Works Construction 2021 edition, Section 6-3, for the additional details. City's fiscal year begins on July 1st and ends on June 30th.

Year One (1) – Maintenance Services

Facility/Address	Freq.	Unit Price	Total
City Hall Complex 1700 W 162nd Street	90-day	$	$
Police Department 1718 W 162nd Street	90-day	$	$
Nakaoka Community Center 1670 162nd Street	60-day	$	$
Human Services 1651 W 162nd Street	90-day	$	$
Rush Gym 1651 W 162nd Street	90-day	$	$
Public Works 1717 W 162nd Street	90-day	$	$
Rowley Gym 13220 Van Ness Avenue	90-day	$	$
Rowley Park Auditorium 13220 Van Ness Avenue	90-day	$	$
Justin Plaza 162nd Street and Western Ave	30-day	$	$
Gardena Police Dept Gun Range 1650 W 160th Street	90-day	$	$
YEAR ONE (1) MAINTENANCE SERVICE TOTAL			

Year Two (2) – Maintenance Services

Facility/Address	Freq.	Unit Price	Total
City Hall Complex 1700 W 162nd Street	90-day	$	$
Police Department 1718 W 162nd Street	90-day	$	$
Nakaoka Community Center 1670 162nd Street	60-day	$	$
Human Services 1651 W 162nd Street	90-day	$	$
Rush Gym 1651 W 162nd Street	90-day	$	$
Public Works 1717 W 162nd Street	90-day	$	$
Rowley Gym 13220 Van Ness Avenue	90-day	$	$
Rowley Park Auditorium 13220 Van Ness Avenue	90-day	$	$
Justin Plaza 162nd Street and Western Ave	30-day	$	$
Gardena Police Dept Gun Range 1650 W 160th Street	90-day	$	$
YEAR TWO (2) MAINTENANCE SERVICE TOTAL			

Year Three (3) – Maintenance Services

Facility/Address	Freq.	Unit Price	Total
City Hall Complex 1700 W 162nd Street	90-day	$	$
Police Department 1718 W 162nd Street	90-day	$	$
Nakaoka Community Center 1670 162nd Street	60-day	$	$
Human Services 1651 W 162nd Street	90-day	$	$
Rush Gym 1651 W 162nd Street	90-day	$	$
Public Works 1717 W 162nd Street	90-day	$	$
Rowley Gym 13220 Van Ness Avenue	90-day	$	$

Rowley Park Auditorium 13220 Van Ness Avenue	90-day	$	$
Justin Plaza 162nd Street and Western Ave	30-day	$	$
Gardena Police Dept Gun Range 1650 W 160th Street	90-day	$	$
YEAR THREE (3) MAINTENANCE SERVICE TOTAL			

Year Four (4) – Optional Year Maintenance Services

Facility/Address	Freq.	Unit Price	Total
City Hall Complex 1700 W 162nd Street	90-day	$	$
Police Department 1718 W 162nd Street	90-day	$	$
Nakaoka Community Center 1670 162nd Street	60-day	$	$
Human Services 1651 W 162nd Street	90-day	$	$
Rush Gym 1651 W 162nd Street	90-day	$	$
Public Works 1717 W 162nd Street	90-day	$	$
Rowley Gym 13220 Van Ness Avenue	90-day	$	$
Rowley Park Auditorium 13220 Van Ness Avenue	90-day	$	$
Justin Plaza 162nd Street and Western Ave	30-day	$	$
Gardena Police Dept Gun Range 1650 W 160th Street	90-day	$	$
YEAR FOUR (4) OPIONAL YEAR MAINTENANCE SERVICE TOTAL			

Year Five (5) – Optional Year Maintenance Services

Facility/Address	Freq.	Unit Price	Total
City Hall Complex 1700 W 162nd Street	90-day	$	$
Police Department 1718 W 162nd Street	90-day	$	$

Nakaoka Community Center 1670 162nd Street	60-day	$	$
Human Services 1651 W 162nd Street	90-day	$	$
Rush Gym 1651 W 162nd Street	90-day	$	$
Public Works 1717 W 162nd Street	90-day	$	$
Rowley Gym 13220 Van Ness Avenue	90-day	$	$
Rowley Park Auditorium 13220 Van Ness Avenue	90-day	$	$
Justin Plaza 162nd Street and Western Ave	30-day	$	$
Gardena Police Dept Gun Range 1650 W 160th Street	90-day	$	$
YEAR FIVE (5) OPTIONAL YEAR MAINTENANCE SERVICE TOTAL			

Three Year Total Maintenance Services

THREE YEAR GRAND TOTAL (Year 1+ 2 + 3)	$

Three Year Total Maintenance Services +
Two Year Optional Total Maintenance Services

FIVE YEAR GRAND TOTAL (Year 1+2+3+4+5)	$

The Contract term is for a period of three years (36 months) for the preventative maintenance and repair of heating, ventilating, and air-conditioning systems and may be extended for two (2) additional years for good performance.

All work required and shown on this specification for which no price or item is listed on this proposal, it shall be understood that such work, equipment, labor, tools and materials shall be provided without extra charge, allowance or direct payment of any kind. Payment for performing such work or furnishing such equipment, labor, tools and materials shall be included in the above lump sum or unit bid prices and no additional compensation will be paid therefor.

The City will award the contract based on the Best Value (taking into consideration qualifications, experience, and costs).

_____ _____
Name of Bidder Signature of Bidder

BID PROPOSAL

PREVENTATIVE MAINTENANCE AND REPAIR SERVICES FOR HEATING, VENTILATING, AND AIR CONDITIONING SYSTEMS

ACKNOWLEDGEMENT OF ADDENDA RECEIVED

The Bidder shall acknowledge the receipt of addenda by number and date each addendum received.

Addendum No. ____ Date _____ Addendum No. ____ Date _____

Addendum No. ____ Date _____ Addendum No. ____ Date _____

Addendum No. ____ Date _____ Addendum No. ____ Date _____

Addenda will be issued only through the ARC Document Solutions and access under their Public Planroom (www.crplanwell.com). It is the Bidder's sole responsibility to visit the Planroom to obtain and administer any Addendum related to this bid. **An Addendum must be acknowledged above by a bidder in its submitted form of Proposal.**

If an addendum or addenda have been issued by the City and not noted above as being received by the Bidder, the Bid Proposal may be rejected.

_____ _____

Bidder's Signature Date

BID PROPOSAL

PREVENTATIVE MAINTENANCE AND REPAIR SERVICES FOR HEATING, VENTILATING, AND AIR CONDITIONING SYSTEMS

BIDDER'S DECLARATION

It is understood and agreed that:

1. The undersigned has carefully examined all documents which will form a part of the Contract; namely, the Notice Inviting Bids, this Proposal, the Contract and the federal requirements.

2. The undersigned has, by investigation at the site of the work and otherwise, satisfied himself as to the nature and location of the work and fully informed himself as to all conditions and matters, which can in any way affect the work or the cost thereof.

3. The undersigned fully understands the scope of work and has carefully checked all words and figures inserted in this Proposal and he further understands that the City will not be responsible for any errors or omissions in the preparation of the Proposal.

4. The undersigned agrees and acknowledges that he is aware of the provisions of Section 3700 of the Labor Code which requires every employer to be insured against liability for workers' compensation or to undertake self-insurance in accordance with the provisions of that Code, and that the undersigned will comply with such provisions before commencing the performance of the Contract if it is awarded to the undersigned.

The undersigned will execute the Contract and furnish the required statutory bonds and certificates of insurance within the period of time specified in the Contract Documents.

The undersigned will begin work after award of Contract and a Notice to Proceed has been given as herein specified and will complete said work within the time specified in the Bid Schedule.

5. The undersigned certifies that this Proposal is genuine and not sham or collusive, or made in the interest or on behalf of a person not herein named, and the undersigned has not directly or indirectly induced or solicited any other bidder to put in a sham bid nor induced any other person, firm, or corporation to refrain from bidding. The undersigned has not in any manner sought by collusion to secure for himself any advantage over any other bidder.

6. The undersigned will accept an award and enter into a Contract for all work scheduled herein on which he puts in a bid. The awards for such work are to be entirely at the discretion of the City after evaluation of the bids are submitted. The undersigned agrees that the City shall recover or retain as a bid bond forfeiture an amount equal to the difference between the low bid and amount of the bid of the bidder with whom the City enters into a Contract, and the surplus, if any, shall be returned to the lowest bidder in accordance with the provisions of the Public Contract Code Sections 20172 and 20174 in the event of his failure to execute a Contract and insurance therefor within the time provided.

BIDDER'S DECLARATION (Continued)

7. The undersigned bidder stated under penalty of perjury that the representations made in submitting this bid are, to the best of his/her knowledge, true, accurate, and complete.

Respectfully submitted,

Contractor's Business Name	Contractor (Print) Title
Business Address: Street	Signature Title
City State Zip	Contractor's License No. and Classification
Business Phone Number	Business Fax Number
Date	
Name Title	Residence: Street
City State Zip	Residence Phone Number

Note: If the bid is made by an individual, it must be signed with the full name of the bidder, whose address must be given: if it is made by a firm, it must be signed in the co-partnership's name by a general partner thereof, who shall also sign his or her own name, and the name and full address of each partner (general and/or limited) must be given; and if it is made by a corporation, it must be signed by a properly authorized officer, the corporate name shall be set forth, and the corporate seal shall be affixed.

BID PROPOSAL

PREVENTATIVE MAINTENANCE AND REPAIR SERVICES FOR HEATING, VENTILATING, AND AIR CONDITIONING SYSTEMS

NON-COLLUSION AFFIDAVIT

(To be executed by Bidder and submitted with Bid)

State of California

County of Los Angeles

_____being first duly sworn, deposes and says that he or she is_____of _____ _____the party making the foregoing bid, that the bid is not made in the interest of, or on the behalf of, any undisclosed person, partnership, company, association, organization, or corporation; that the bid is genuine and not collusive or sham; that the bidder has not directly or indirectly colluded, conspired, connived, or agreed with any bidder or anyone else to put in a sham bid, or that anyone shall refrain from bidding; that the bidder has not in any manner, directly or indirectly, sought by agreement, communication, or conference with anyone to fix the bid price of the bidder or any other bidder, or to fix any overhead, profit, or cost element of that of any other bidder, or to secure any advantage against the public body awarding the contract of anyone interested in the proposed contract; that all statements contained in the bid are true; and, further, that the bidder has not, directly or indirectly, submitted his or her bid price or any breakdown thereof, or the contents thereof, or divulged information or data relative thereto, or paid, and will not pay fee to any corporation, or agent thereof to effectuate a collusive or sham bid.

_____
NAME OF BIDDER

_____
SIGNATURE OF BIDDER

_____
ADDRESS OF BIDDER

_____
CITY STATE ZIP

ALL SIGNATURES MUST BE WITNESSED BY NOTARY

(attach appropriate jurats)

BID PROPOSAL

PREVENTATIVE MAINTENANCE AND REPAIR SERVICES FOR HEATING, VENTILATING, AND AIR CONDITIONING SYSTEMS

DECLARATION OF ELIGIBILITY TO CONTRACT

[Labor Code Section 1777.1; Public Contract Code Section 6109]

The undersigned, a duly authorized representative of the contractor, certifies and declares that:

1. The undersigned contractor is aware of Sections 1777.1 and 1777.7 of the California Labor Code, which prohibit a contractor or subcontractor who has been found by the Labor Commissioner or the Director of Industrial Relations to be in violation of certain provisions of the Labor Code, from bidding on, being awarded, or performing work as a subcontractor on a public works project for specified periods of time.

2. The undersigned contractor is not ineligible to bid on, be awarded or perform work as a subcontractor on a public works project by virtue of Sections 1771.1 or 1777.7 of the California Labor Code or any other provision of law.

3. The undersigned contractor is aware of California Public Contract Code Section 6109, which states:

> "(a) A public entity, as defined in Section 1100 [of the Public Contract Code], may not permit a contractor or subcontractor who is ineligible to bid or work on, or be awarded, a public works project pursuant to Section 1777.1 or 1777.7 of the Labor Code to bid on, be awarded, or perform work as a subcontractor on, a public works project. Every public works project shall contain a provision prohibiting a contractor from performing work on a public works project with a subcontractor who is ineligible to perform work on the public works project pursuant to Section 1771.1 or 1777.7 of the Labor Code."
>
> "(b) Any contract on a public works project entered into between a contractor and a debarred subcontractor is void as a matter of law. A debarred subcontractor may not receive any public money for performing work as a subcontractor on a public works contract, and any public money that may have been paid to a debarred subcontractor by a contractor on the project shall be returned to the awarding body. The contractor shall be responsible for the payment of wages to workers of a debarred subcontractor who has been allowed to work on the project."

4. The undersigned contractor has investigated the eligibility of each and every subcontractor the undersigned contractor intends to use on this public works project, and has determined that none of them are ineligible to perform work as a subcontractor on a public works project by virtue of the foregoing provisions of the Public Contract Code, Sections 1771.1 or 1777.7 of the Labor Code, or any other provision of law.

I declare under penalty of perjury under the laws of the State of California that the foregoing is true and correct. Executed this _____ day of _____, 20___, at _____
_____ *(place of execution)*,

California_____.

Signature: _____ Name: _____

Title: _____ Company: _____

BID PROPOSAL

PREVENTATIVE MAINTENANCE AND REPAIR SERVICES FOR HEATING, VENTILATING, AND AIR CONDITIONING SYSTEMS

DESIGNATION OF SUBCONTRACTORS

In compliance with the "Subletting and Subcontracting Fair Practices Act" being Sections 4100-4113 of the Public Contract Code of the State of California, and any amendments thereto, each bidder shall set forth below the name and location of the place of business of each subcontractor who will perform work or labor or render service to the prime contractor in or about the construction of the work or improvement in an amount in excess of one-half (1/2) of one percent (1%) of the prime contractor's total bid, and shall further set forth the portion of the work which will be done by each subcontractor. Only one subcontractor for each such portion shall be listed.

If the contractor fails to specify a subcontractor for any portion of the work to be performed under the contract, he shall be deemed to have agreed to perform such portion himself, and he shall not be permitted to subcontract that portion of the work except under the conditions hereinafter set forth.

Subletting or subcontracting of any portion of the work to which subcontractor was designated in the original bid shall only be permitted in cases of public emergency or necessity, and then only after a finding reduced to writing as a public record of the legislative body of the City.

Portion of Work %	Subcontractor's Name & Address	Type of Work	State License Number	Class	D.I.R. Number

Not more than _____%.

BID PROPOSAL

PREVENTATIVE MAINTENANCE AND REPAIR SERVICES FOR HEATING, VENTILATING, AND AIR CONDITIONING SYSTEMS

CONSTRUCTION PROJECT REFERENCE

In order to evaluate your background and experience more fully for the project herein proposed, please submit a list of Public Works and/or similar construction projects completed or in progress within the last three (3) years. Failure to provide this information may constitute grounds for rejection of your bid as non-responsive.

Number of years as a contractor in construction work of this type: _____

Three projects of this type recently completed:

1. Name (Firm/Agency): _____
   Address: _____
   Contact Person: _____ Telephone No.: _____
   Title of Project: _____
   Project Location: _____
   Date of Completion: _____ Contract Amount: $_____

2. Name (Firm/Agency): _____
   Address: _____
   Contact Person: _____ Telephone No.: _____
   Title of Project: _____
   Project Location: _____
   Date of Completion: _____ Contract Amount: $_____

3. Name (Firm/Agency): _____
   Address: _____
   Contact Person: _____ Telephone No.: _____
   Title of Project: _____
   Project Location: _____
   Date of Completion: _____ Contract Amount: $_____

NOTE: If requested by the City, the bidder shall furnish a certified financial statement, references, and other information sufficiently comprehensive to permit an appraisal of his current financial condition.

Bidder's Signature _____

BID PROPOSAL

PREVENTATIVE MAINTENANCE AND REPAIR SERVICES FOR HEATING, VENTILATING, AND AIR CONDITIONING SYSTEMS

CERTIFICATE OF NON-DISCRIMINATION BY CONTRACTORS

As suppliers of goods or services to the City, the firm listed below certifies that it does not discriminate in its employment with regard to race, color, religion, sex, or national origin; that it is in compliance with all applicable federal, state, and local directives, and executive orders regarding non-discrimination in employment; and that it agrees to pursue positively and aggressively the principle of equal opportunity in employment.

We agree specifically:

1. To establish or observe employment policies which affirmatively promote opportunities for minority persons at all job levels.

2. To communicate this policy to all persons concerned, including all company employees, outside recruiting services, especially those serving minority communities, and to the minority communities at large.

3. To take affirmative steps to hire minority employees within the company.

FIRM_____

TITLE OF PERSON SIGNING_____

SIGNATURE_____

DATE_____

Please include any additional information available regarding equal opportunity employment programs now in effect within your company:

_____

_____

_____

_____

_____

_____

BID PROPOSAL

PREVENTATIVE MAINTENANCE AND REPAIR SERVICES FOR HEATING, VENTILATING, AND AIR CONDITIONING SYSTEMS

CERTIFICATION REGARDING DEBARMENT, SUSPENSION, INELIGIBILITY AND VOLUNTARY EXCLUSION – PRIMARY COVERED TRANSACTIONS

(BEFORE COMPLETING CERTIFICATION, READ INSTRUCTIONS ON NEXT PAGE)

The Contractor shall not perform Work with any Subcontractor that has been debarred or suspended pursuant to California Labor Code Section 1777.1 or any other federal or State law providing for the debarment of contractors from public works. The Contractor and Subcontractors shall not be debarred or suspended throughout the duration of the Contract pursuant to Labor Code Section 1777.1 or any other federal or State law providing for the debarment of contractors from public works. If the Contractor or any Subcontractor becomes debarred or suspended during the duration of the Project, the Contractor shall immediately notify the City.

1. The prospective primary participant certifies to the best of its knowledge and belief, that it and its principals:

    a. Are not presently debarred, suspended, proposed for debarment, declared ineligible, or voluntarily excluded from covered transactions by any Federal department or agency;

    b. Have not within a 5-year period preceding this proposal been convicted of or had a civil judgment rendered against them for commission of fraud or a criminal offense in connection with obtaining, attempting to obtain, or performing a public (Federal, State or local) transaction or contract under a public transaction; violation of Federal or State antitrust statutes or commission of embezzlement, theft, forgery, bribery, falsification or destruction of records, making false statement, or receiving stolen property;

    c. Are not presently indicted for or otherwise criminally or civilly charged by a governmental entity (Federal, State or local) with commission of any of the offenses enumerated in paragraph 1b of this certification; and

    d. Have not within a 5-year period preceding this application/proposal had one or more public transactions (Federal, State or local) terminated for cause or default.

2. Where the prospective primary participant is unable to certify to any of the statements in this certification, such prospective participant shall attach an explanation to this proposal.

Signature: _____ Name: _____

Title: _____ Company: _____

CERTIFICATION REGARDING DEBARMENT, SUSPENSION, INELIGIBILITY AND VOLUNTARY EXCLUSION – PRIMARY COVERED TRANSACTIONS (Continued)

INSTRUCTIONS FOR CERTIFICATION

1. By signing and submitting this proposal, the prospective primary participant is providing the certification set out below.

2. The inability of a person to provide the certification required below will not necessarily result in denial of participation in this covered transaction. The prospective participant shall submit an explanation of why it cannot provide the certification set out below. The certification or explanation will be considered in connection with the department or agency's determination whether to enter into this transaction. However, failure of the prospective primary participant to furnish a certification or an explanation shall disqualify such person from participation in this transaction.

3. The certification in this clause is a material representation of fact upon which reliance was placed when the department or agency determined to enter into this transaction. If it is later determined that the prospective primary participant knowingly rendered an erroneous certification, in addition to other remedies available to the Federal Government, the department or agency may terminate this transaction for cause or default.

4. The prospective primary participant shall provide immediate written notice to the department or agency to which this proposal is submitted if at any time the prospective primary participant learns that its certification was erroneous when submitted or has become erroneous by reason of changed circumstances.

5. The terms "covered transaction," "debarred," "suspended," "ineligible," "lower tier covered transaction," "participant," "person," "primary covered transaction," "principal," "proposal," and "voluntarily excluded," as used in this clause, have the meanings set out in the Definitions and Coverage sections of the rules implementing Executive Order 12549. You may contact the department or agency to which this proposal is submitted for assistance in obtaining a copy of those regulations (13 CFR Part 145).

6. The prospective primary participant agrees by submitting this proposal that, should the proposed covered transaction be entered into, it shall not knowingly enter into any lower tier covered transaction with a person who is debarred, suspended, declared ineligible, or voluntarily excluded from participation in this covered transaction, unless authorized by the department or agency entering into this transaction.

7. The prospective primary participant further agrees by submitting this proposal that it will include the clause titled "Certification Regarding Debarment, Suspension, Ineligibility and Voluntary Exclusion--Lower Tier Covered Transactions," provided by the department or agency entering into this covered transaction, without modification, in all lower tier covered transactions and in all solicitations for lower tier covered transactions.

8. A participant in a covered transaction may rely upon a certification of a prospective participant in a lower tier covered transaction that it is not debarred, suspended, ineligible, or voluntarily excluded from the covered transaction, unless it knows that the certification is erroneous. A participant may decide the method and frequency by which it determines the ineligibility of its principals. Each participant may, but is not required to, check the Nonprocurement List.

9. Nothing contained in the foregoing shall be construed to require establishment of a system of records in order to render in good faith the certification required by this clause. The knowledge and information of a participant is not required to exceed that which is normally possessed by a prudent person in the ordinary course of business dealings.

10. Except for transactions authorized under paragraph 6 of these instructions, if a participant in a covered transaction knowingly enters into a lower tier covered transaction with a person who is suspended,

debarred, ineligible, or voluntarily excluded from participation in this transaction, in addition to other remedies available to the Federal Government, the department or agency may terminate this transaction for cause or default.

CONTRACT DOCUMENTS (CD)

PREVENTATIVE MAINTENANCE AND REPAIR SERVICES FOR HEATING, VENTILATING, AND AIR CONDITIONING SYSTEMS

To be Submitted
within twenty-one (21) calendar days

AFTER
Award of Contract

CONTRACT DOCUMENT

PREVENTATIVE MAINTENANCE AND REPAIR SERVICES FOR HEATING, VENTILATING, AND AIR CONDITIONING SYSTEMS

AGREEMENT

THIS AGREEMENT, made and entered into this _____ day of _____, 20_____, by and between CITY OF GARDENA in the State of California, hereinafter referred to as "CITY" and_____, hereinafter referred to as "CONTRACTOR."

The City and the Contractor mutually agree as follows:

ARTICLE I.

THE PROJECT

For and in consideration of the mutual promises set forth herein, Contractor agrees to perform and complete in a good and workmanlike manner all work required by the Contract Documents for the Preventative Maintenance and Repair Services for Heating, Ventilating, and Air Conditioning Systems, which is described as follows:

Title: PREVENTATIVE MAINTENANCE AND REPAIR SERVICES FOR HEATING, VENTILATING, AND AIR CONDITIONING SYSTEMS

Said work shall be performed in accordance with the Plans, Specifications and other Contract Documents, all of which are referenced in Article III hereof and incorporated herein as though fully set forth. Contractor shall furnish at its own expense all labor, materials, equipment and services necessary therefor, except such labor, materials, equipment and services as are provided in the Contract Documents to be furnished by City.

ARTICLE II.

CONTRACT SUM AND PAYMENT

For performing and completing the work in accordance with the Contract Documents, City shall pay Contractor, in full compensation therefor, the contract sum set forth in the Bidding Schedule. Said sum shall constitute payment in full for all work performed hereunder, including, without limitation, all labor, materials, equipment, tools and services used or incorporated in the work, supervision, administration, overhead, expenses and any and all other things required, furnished or incurred for completion of the work as specified in the Contract Documents. City shall make payments to Contractor on account of the contract sum at the time, in the manner, and upon the conditions specified in the Contract Documents.

ARTICLE III.

CONTRACT DOCUMENTS

The Contract Documents, which constitute the entire agreement between the City and the Contractor, are enumerated as follows: Proposal Documents, including the Notice Inviting Bids, Instructions to Bidders, Bidding Schedule, Bidder's Declaration, Designation of Subcontractors, Bidder's Assurance, and Fair Employment Practices documents; this Agreement; Standard Specifications; Special Provisions; Technical Provisions; Drawings; Plans; and all addenda

issued prior to and all modifications issued after the execution of this Agreement. These form the Contract, and all are as fully a part of the Contract as if attached to this Agreement or repeated herein.

ARTICLE IV.

EFFECTIVE DATE

This Agreement shall become effective and commence as of the date set forth below on which the last of the parties, whether City or Contractor, executes said Agreement.

IN WITNESS WHEREOF, the parties hereto have caused this Agreement to be executed and attested by their proper officers thereunto duly authorized.

CITY

By:_____
MAYOR (Sign)

Date: _____

SEAL

Attest:

By: _____
CITY CLERK (Sign)

Date:_____

CONTRACTOR

By:_____
Sign / Title

Date: _____

Attest: (Contractor)

By:_____
Sign / Title

Date: _____

APPROVED AS TO FORM:

By:_____
CITY ATTORNEY (Sign)

Date:_____

CONTRACT DOCUMENT

PREVENTATIVE MAINTENANCE AND REPAIR SERVICES FOR HEATING, VENTILATING, AND AIR CONDITIONING SYSTEMS

WORKER'S COMPENSATION INSURANCE CERTIFICATE

The Contractor shall execute the following form as required by the California Labor Code, Sections 1860 and 1861:

> I am aware of the provisions of Section 3700 of the Labor Code which require every employer to be insured against liability for workers' compensation or to undertake self-insurance in accordance with the provisions of that Code, and I will comply with such provisions before commencing the performance of the work of the Contract.

DATED:_____

_____
CONTRACTOR

By_____
Signature

_____
Title

ATTEST:

By_____
Signature

_____
Title

CONTRACT DOCUMENT

INDEMNIFICATION AND HOLD HARMLESS AGREEMENT AND WAIVER OF SUBROGATION AND CONTRIBUTION

PREVENTATIVE MAINTENANCE AND REPAIR SERVICES FOR HEATING, VENTILATING, AND AIR CONDITIONING SYSTEMS

To the fullest extent permitted by law, Indemnitor hereby agrees, at its sole cost and expense, to defend, protect, indemnify, and hold harmless the City of Gardena and its respective elected officials, officers, attorneys, agents, employees, volunteers, successors, and assigns (collectively "Indemnitees") from and against any and all damages, costs, expenses, liabilities, claims, demands, causes of action, proceedings, expenses, judgments, penalties, liens, and losses of any nature whatsoever, including fees of accountants, attorneys, or other professionals and all costs associated therewith (collectively "Liabilities"), arising or claimed to arise, directly or indirectly, out of, in connection with, resulting from, or related to any act, failure to act, error, or omission of Indemnitor or any of its officers, agents, servants, employees, subcontractors, materialmen, suppliers or their officers, agents, servants or employees, arising or claimed to arise, directly or indirectly, out of, in connection with, resulting from, or related to the above-referenced contract, agreement, license, or permit (the "Agreement") or the performance or failure to perform any term, provision, covenant, or condition of the Agreement, including this indemnity provision. This indemnity provision is effective regardless of any prior, concurrent, or subsequent active or passive negligence by Indemnitees and shall operate to fully indemnify Indemnitees against any such negligence. This indemnity provision shall survive the termination of the Agreement and is in addition to any other rights or remedies which Indemnitees may have under the law. Payment is not required as a condition precedent to an Indemnitee's right to recover under this indemnity provision, and an entry of judgment against an Indemnitee shall be conclusive in favor of the Indemnitee's right to recover under this indemnity provision. Indemnitor shall pay Indemnitees for any attorney fees and costs incurred in enforcing this indemnification provision. Notwithstanding the foregoing, nothing in this instrument shall be construed to encompass (a) Indemnitees' sole negligence or willful misconduct to the limited extent that the underlying Agreement is subject to Civil Code 2782(a), or (b) the contracting public agency's active negligence to the limited extent that the underlying Agreement is subject to Civil Code 2782(b). This indemnity is effective without reference to the existence or applicability of any insurance coverages which may have been required under the Agreement or any additional insured endorsements which may extend to Indemnitees.

Indemnitor, on behalf of itself and all parties claiming under or through it, hereby waives all rights of subrogation and contribution against the Indemnitees, while acting within the scope of their duties, from all claims, losses and liabilities arising out of or incident to activities or operations performed by or on behalf of the Indemnitor regardless of any prior, concurrent, or subsequent active or passive negligence by the Indemnitees. Accountants, attorneys, or other professionals employed by Indemnitor to defend Indemnitees shall be selected by Indemnitees.

In the event there is more than one person or entity named in the Agreement as an Indemnitor, then all obligations, liabilities, covenants and conditions under this instrument shall be joint and several.

"Indemnitor"

Company/Contractor _____

Name & Title _____

Signature & Date _____

CONTRACT DOCUMENT

PREVENTATIVE MAINTENANCE AND REPAIR SERVICES FOR HEATING, VENTILATING, AND AIR CONDITIONING SYSTEMS

INSURANCE

CERTIFICATION OF INSURANCE (COI) SHALL BE SUBMITTED BY THE CONTRACTOR

1. **COMMENCEMENT OF WORK.** Contractor shall not be authorized to commence Work under this Contract until it has obtained approved insurance. Before beginning Work hereunder, during the entire period of this Contract, for any extensions hereto, and for periods after the end of this Contract as may be indicated below, Contractor must have and maintain in place not less than the insurance coverages required in this Section at his sole cost and expense. Contractor's insurance shall comply with all items specified by this Contract. Any subcontractors shall be subject to all of the requirements of this Section and Contractor shall be responsible to obtain evidence of insurance from each subcontractor and provide it to City before the subcontractor commences work. Alternatively, Contractor's insurance may cover all subcontractors. The insurance requirements are not intended to and shall not in any manner limit or qualify the liabilities and obligations assumed by Contractor under this Contract.

2. **INSURANCE COMPANY REQUIREMENTS.** All insurance policies used to satisfy the requirements imposed hereunder shall be issued by insurers admitted to do business in the State of California. Insurers shall have a current Best's rating of not less than A-:VII, unless otherwise approved by City.

3. **COVERAGES, LIMITS AND POLICY REQUIREMENTS.** Contractor shall maintain the types of coverages indicated below:

4. **COMPREHENSIVE GENERAL LIABILITY INSURANCE.** A policy of comprehensive general liability insurance written on a per occurrence basis in an amount not less than either one million dollars ($1,000,000) per occurrence or two million dollars ($2,000,000) aggregate.

5. **COMMERCIAL AUTO LIABILITY INSURANCE.** A policy including all coverages provided by and to the extent afforded by Insurance Services Office form CA 0001, ed. 12/93, including Symbol 1 (any auto) with no special limitations affecting City. The minimum auto insurance coverage shall be one million dollars ($1,000,000) combined single limit per accident.

6. **WORKER'S COMPENSATION AND EMPLOYER'S LIABILITY INSURANCE.** A policy which meets all statutory benefit requirements of the Labor Code, or other applicable law, of the State of California. The minimum coverage limits for said insurance shall be no less than one million dollars ($1,000,000) per claim. The policy shall be issued by an insurance company which is admitted to do business in the State of California and shall contain a clause that the policy may not be canceled without thirty (30) days prior written notice, return receipt requested, is mailed to City.

   In accordance with the provisions of section 1860 of the California Labor Code,

Contractor's attention is directed to the requirement that in accordance with the provisions of section 3700 of the California Labor Code, Contractor and every subcontractor will be required to secure the payment of compensation of his or her employees, or obtain a certificate of consent to self-insurance by the Director of Industrial Relations in accordance with the requirements of Section 3700 of the California Labor Code.

In accordance with the provisions of section 1861 of the California Labor Code, Contractor shall sign and file with the awarding body the following certification prior to performing any work on the Project:

> "I am aware of the provisions of section 3700 of the Labor Code which require every employer to be insured against liability for worker's compensation or to undertake self-insurance in accordance with the provisions of that code, and I will comply with such provisions before commencing the performance of the work of this contract."

7. POLICY REQUIREMENTS. The policies set forth above shall comply with the following, as evidenced by the policies or endorsements to the policies:

(i) City and its appointed and elected officers, employees, agents and volunteers shall be added as additional insured to the policy as respects liabilities arising out of the performance of any work done under the Contract.

(ii) The insurer shall agree to provide City with thirty (30) days prior written notice, return receipt requested, of any cancellation, non-renewal or material change in coverage.

(iii) For any claims with respect to the Project covered by this Contract, Contractor's insurance coverage shall be primary insurance as respects City and its elected and appointed officers, employees, agents and volunteers. Any insurance or self-insurance maintained by City and its elected and appointed officers, employees, agents and volunteers shall be excess of Contractor's insurance and shall not contribute with it.

(iv) The policy shall apply separately to each insured against whom claim is made or suit is brought except with respect to the limits of the company's liability.

8. COURSE OF CONSTRUCTION INSURANCE. Contractor shall provide course of construction insurance covering for "all risks" of loss in the amount of the completed value of the Work. The City shall be named as a loss payee and the insurer shall waive all rights of subrogation against the City. This policy shall be issued by an insurance company which is admitted to do business in the State of California and shall contain a clause that the policy may not be canceled until thirty (30) days written notice, return receipt requested, is mailed to the City. Course of Construction Insurance may be provided for each separate Phase.

9. ADDITIONAL REQUIREMENTS. The procuring of required insurance shall not be construed to limit Contractor's liability hereunder nor to fulfill the indemnification provisions and requirements of this Contract. City shall notify Contractor in writing of changes in the insurance requirements. If Contractor does not deposit copies of acceptable insurance policies or endorsements with City incorporating such changes

within sixty (60) days of receipt of such notice, Contractor shall be deemed in default hereunder.

10. **DEDUCTIBLES.** Any deductible or self-insured retentions must be declared to and approved by City. Contractor shall guarantee that, at the option of the City, either: the insurer shall eliminate or reduce such deductibles or self-insured retentions with respect to City, its officers, employees, agents and volunteers (with additional premium, if any, to be paid by Contractor); or Contractor shall provide satisfactory financial guarantee for payment of losses and related investigations, claim administration and defense expenses in the amount of any deductibles or self-insured retentions.

11. **VERIFICATION OF COMPLIANCE.** Contractor shall furnish City with the required endorsements attached hereto. All documents are to be received and approved by City before Work commences. Not less than fifteen (15) days prior to the expiration date of any policy of insurance required by this Contract, Contractor shall deliver to City a binder or certificate of insurance with respect to each renewal policy, bearing a notation evidencing payment of the premium therefore, or accompanied by other proof of payment satisfactory to City. Contractor shall provide full copies of any requested policies to City within three (3) days of any such request by City.

12. **TERMINATION FOR LACK OF REQUIRED COVERAGE.** If Contractor, for any reason, fails to have in place, at all times during the term of this Contract, including any extension hereto, all required insurance and coverage, City may immediately obtain such coverage at Contractor's expense and/or terminate this Contract. Contractor shall indemnify, defend and hold harmless City and its elected and appointed officers, employees, agents and volunteers from any claim resulting from failure of either Contractor or any subcontractor to take out or maintain any insurance required by this Contract.

13. **EQUIPMENT COVERAGE.** Any policy or policies of insurance Contractor or his subcontractors elect to carry as insurance against loss or damage to construction equipment and tools or other personal property shall include a provision waiving the insurer's right of subrogation against City.

City of Gardena

EXHIBIT 1: EQUIPMENT LIST

Facility Name	Facility Address	Area/Location	Unit	Manufacturer	Model#
City Hall	1700 W 162nd Street	Exterior	Chiller/Wtr	Smardt Turbo Coil	SAA054-2BG6-2A4E
City Hall	1700 W 162nd Street	w/basement	AHU#3	Carrier	40RMS012-<01YC
City Hall	1700 W 162nd Street	w/basement	AHU#66	Air Zone	HMZ-21FC
City Hall	1700 W 162nd Street	w/basement	AHU#67	Air Zone	HMZ-10FC
City Hall	1700 W 162nd Street	e/basement	AHU#64	Air Zone	HMZ-21FC
City Hall	1700 W 162nd Street	e/basement	AHU#65	Air Zone	HMZ-10FC
City Hall	1700 W 162nd Street	IT Storage room	Split Unit/Evap	Carrier	
City Hall	1700 W 162nd Street	IT Storage room	Fan Coil	BDP/Carrier	505C060CVHFC
City Hall	1700 W 162nd Street	IT Storage room	Condensor	Carrier	38HDC060621
City Hall	1700 W 162nd Street	Finance Lunch Rm	Split Unit/Evap	Carrier	
City Hall	1700 W 162nd Street	Finance Lunch Rm	Fan Coil	Carrier	517GNS042000ACPF
City Hall	1700 W 162nd Street	Finance Lunch Rm	Condensor	Payne	691ANXD42000AAAA
City Hall	1700 W 162nd Street	w/basement	Boiler	Raypak	H8-0992B
City Hall	1700 W 162nd Street		Boiler Controls HW Pump	Wienman	5882
City Hall	1700 W 162nd Street	Boiler Controls Recalc Pump			
City Hall	1700 W 162nd Street	w/basement	Air Comp	Quincy	QTS1QCB
City Hall	1700 W 162nd Street	w/basement	Air Dryer	Deltec	AIRDRY0002
City Hall	1700 W 162nd Street	w/basement	Air Dryer	Hankison	0302A-1-8307-15-01N
City Hall	1700 W 162nd Street	West Basement	Ex Fan #73	GE	5KC49GN0022AX
City Hall	1700 W 162nd Street	Basement	Pneu Multizone Cntrl	Drayer Hansen	SLPSY20001
City Hall	1700 W 162nd Street	Basement	Pneu Multizone Cntrl	Honeywell	SLPSY20001
City Hall	1700 W 162nd Street		Pneu PRV	Honeywell	PP901
City Hall	1700 W 162nd Street	Basement Boiler Room	Pneu Boiler Reset	Honeywell	RP920
City Hall	1700 W 162nd Street	Basement	Pneu Damp/Act	Honeywell	MP909A
City Hall	1700 W 162nd Street		Pneu CW Valve Cntrl	Honeywell	VLVPN0003
City Hall	1700 W 162nd Street		Pneu HW Valve Cntrl	Honeywell	VLVPN0001
City Hall	1700 W 162nd Street		Pneu Stat	Honeywell	TP970A
City Hall	1700 W 162nd Street		Pump Control	LeeSon	C145T34FK38A
Police Department	1718 W 162nd Street	s/basement	AHU#1	Drayer Hansen	FZ212
Police Department	1718 W 162nd Street	s/basement	AHU#2	Drayer Hansen	FZ210
Police Department	1718 W 162nd Street	Penthouse/Jail	AHU#1 (??AHU#3?)	Magic Air	HBB16ABAAH1H6AC2AAABM

City of Gardena

EXHIBIT 1: EQUIPMENT LIST

Facility Name	Facility Address	Area/Location	Unit	Manufacturer	Model#
Police Department	1718 W 162nd Street	Lobby	AHU#2 (??AHU#4?)	Drayer Hansen	FZ212
Police Department	1718 W 162nd Street	s/basement	Boiler	Raypak	H3-0902B
Police Department	1718 W 162nd Street	s/basement	Boiler HW Pump	Raypak	S55JXDYE-2681
Police Department	1718 W 162nd Street	s/basement	Air Comp	Quincy	QC005036
Police Department	1718 W 162nd Street	Exterior RTU's	Unit#1	Carrier	50TCQA06A2A6A0A0A0
Police Department	1718 W 162nd Street	Exterior RTU's	Unit#2	Carrier	50TCQA05A2A6A0A0A0
Police Department	1718 W 162nd Street	Police Records	RTU-Fan Coil	Payne	
Police Department	1718 W 162nd Street	Police Records	Evap Fan Coil	Payne	FC4DNF042
Police Department	1718 W 162nd Street	Police Records	Condensor	Payne	PH13NR042.C
Police Department	1718 W 162nd Street	Interior IT Room	Split Unit	Mitsubishi	
Police Department	1718 W 162nd Street	Interior IT Room	Evap Fan Coil	Mitsubishi	PKA-A36KA4
Police Department	1718 W 162nd Street	Interior IT Room	Condensor	Mitsubishi	PUYA36MHA4
Police Department	1718 W 162nd Street	Radio Rm Ext, Garage	Split Unit	Carrier	38HDF0103
Police Department	1718 W 162nd Street	Radio Rm Ext, Garage	Evap Fan Coil	Carrier	40QNC030
Police Department	1718 W 162nd Street	s/basement	Air Dryer	Deltec	Unknown
Police Department	1718 W 162nd Street	basement	Air Dryer	Hankison	Unknown
Police Department	1718 W 162nd Street	basement	Pneu Control Panel	Honeywell	AP920
Police Department	1718 W 162nd Street	Roof	Pneu Multizone Cntrl	Honeywell	SLPSYS0001
Police Department	1718 W 162nd Street		Pneu PRV	Honeywell	PRVPN0001
Police Department	1718 W 162nd Street	Basement Boiler Room	Pneu Boiler Reset	Honeywell	RSETPM0001
Police Department	1718 W 162nd Street		Pneu Damp/Act	Honeywell	MP909A
Police Department	1718 W 162nd Street		Pneu Valve Controls	Honeywell	TP970A
Police Department	1718 W 162nd Street	Basement	Pump Control	Reliance	P21F604A
Police Department	1718 W 162nd Street	Exterior Trailer Units	R-Pkg Units	Unknown	Unknown
Police Department	1718 W 162nd Street	Exterior Trailer Units	R-Pkg Units	Unknown	Unknown
Police Department	1718 W 162nd Street	Exterior Trailer Units	R-Pkg Units	Unknown	Unknown
Police Department	1718 W 162nd Street	Exterior Trailer Units	R-Pkg Units	Unknown	Unknown
Police Department	1718 W 162nd Street	Exterior Trailer Units	R-Pkg Units	Unknown	Unknown
Police Department	1718 W 162nd Street	Exterior Trailer Units	R-Pkg Units	Unknown	Unknown
Police Department	1719 W 162nd Street	Exhaust Fans		Dayton	06B120004
Police Department	1720 W 162nd Street	Exhaust Fans		Dayton	06C21522

City of Gardena

EXHIBIT 1: EQUIPMENT LIST

Facility Name	Facility Address	Area/Location	Unit	Manufacturer	Model#
Police Department	1721 W 162nd Street	Exhaust Fans		Dayton	06B12003
Police Department	1722 W 162nd Street	Exhaust Fans			
Police Department	1718 W 162nd Street	Jail	Ex Fan		BCRD240D3G5Bi
Nakaoka Comm. C.	1670 W 162nd Street	Int Mech Room	AHU	Air Dyne	RMG-5
Nakaoka Comm. C.	1670 W 162nd Street	Int Mech Room	Heater #1	Reznor	HX350E-8
Nakaoka Comm. C.	1670 W 162nd Street	Int Mech Room	Heater #1	Reznor	HX350E-8
Nakaoka Comm. C.	1670 W 162nd Street	Ext Mech Room	Pkg Units	Carrier	38AE044-610
Nakaoka Comm. C.	1670 W 162nd Street	Ext Mech Room	RTU 1	Carrier	HJD025-G6910A
Nakaoka Comm. C.	1670 W 162nd Street	Ext Mech Room	RTU 1	Carrier	HJD025-G6910A
Nakaoka Comm. C.	1670 W 162nd Street	Ext Mech Room	RTU 2	Carrier	48HJD017-G691QA
Nakaoka Comm. C.	1670 W 162nd Street	Ext Mech Room	RTU 2	Carrier	48HJD017-G691QA
Nakaoka Comm. C.	1670 W 162nd Street	Roof Top	Pkg Unit #1	Payne Day	542GEX060
Nakaoka Comm. C.	1670 W 162nd Street	Roof Top	Pkg Unit #2	Payne Day	542GEX036
Nakaoka Comm. C.	1670 W 162nd Street	Kitchen	Stove fan/vent	Unknown	cannot read
Human Services	1651 W 162nd Street	Roof Top	E Pkg Unit #1	Carrier	48HJL006-B641
Human Services	1651 W 162nd Street	Roof Top	Middle Pkg Unit #2	Carrier	48HJL006-B641
Human Services	1651 W 162nd Street	Roof Top	W Pkg Unit #3	Carrier	48HJM004-B541
Rush Gym	1651 W 162nd Street	Roof Top	RTU #1	Carrier	48HJD008-B641
Rush Gym	1651 W 162nd Street	Roof Top	RTU #2	Carrier	48HJD008-B641
Rush Gym	1651 W 162nd Street	Roof Top	RTU #3	Carrier	48HJD008-B641
Rush Gym	1651 W 162nd Street	Roof Top	RTU #4	Carrier	48HJD008-B641
Rush Gym	1651 W 162nd Street	Roof Top	RTU #5	Carrier	48HJD008-B641
Rush Gym	1651 W 162nd Street	Roof Top	RTU #6	Carrier	48HJD008-B641
Rush Gym	1651 W 162nd Street	Pool	Boiler	Raypak	unknown
Public Works	1717 W 162nd Street	Roof Top	RTU 1	Carrier	48DKD024
Public Works	1717 W 162nd Street	Roof Top	RTU 1a	Carrier	48DKD024
Public Works	1717 W 162nd Street	Admin Bldg	Boiler	Raypak	M3-0302
Public Works	1717 W 162nd Street	Admin Bldg	Air Comp	Curtis	35F4cd
Public Works	1717 W 162nd Street	Roof	Pump Control	Paco	0-12707-13001-243
Public Works	1717 W 162nd Street	Signal Street Office	Unit #1 Fan Coil	Carrier	58PAV045-08
Public Works	1717 W 162nd Street	Signal Street Office	Condensor	Carrier	38HDC024331

City of Gardena

EXHIBIT 1: EQUIPMENT LIST

Facility Name	Facility Address	Area/Location	Unit	Manufacturer	Model#
Public Works	1717 W 162nd Street	Bldg Office, 2nd Flr	Unit #2 Fan Coil	Carrier	58PAV045-08
Public Works	1717 W 162nd Street	Bldg Office, 2nd Flr	Condensor	Carrier	38HC024331
Rowley Gym	13220 S 132nd Street	Roof Top	Unit #1	BDP/Carrier	579EEW180270ABHB
Rowley Gym	13220 S 132nd Street	Roof Top	Unit #1a	same	579EEW180270ABHB
Rowley Gym	13220 S 132nd Street	Roof Top	Unit #1b	same	579EEW180270ABHB
Rowley Gym	13220 S 132nd Street	Roof Top	Unit #1c	same	579EEW180270ABHB
Rowley Gym	13220 S 132nd Street	Roof Top	Unit #2	BDP/Carrier	579EEW180270ABHB
Rowley Gym	13220 S 132nd Street	Roof Top	Unit #2a	BDP/Carrier	579EEW180270ABHB
Rowley Gym	13220 S 132nd Street	Roof Top	Unit #2b	BDP/Carrier	579EEW180270ABHB
Rowley Gym	13220 S 132nd Street	Roof Top	Unit #2C	BDP/Carrier	579EEW180270ABHB
Rowley Gym	13220 S 132nd Street	Roof Top	Unit #3	BDP/Carrier	580CEV120180ABCA
Rowley Gym	13220 S 132nd Street	Roof	Ex Fan #1	Unknown	EXFAN0001
Rowley Gym	13220 S 132nd Street	Roof	Ex Fan #2	Unknown	EXFAN0002
Rowley Auditorium	13220 S 132nd Street	Mechanical Room	Unit #2 Evap Fan Coil	Trane	TWE090A100EI
Rowley Auditorium	13220 S 132nd Street	Mechanical Room	Condensor	Trane	TWA090A300FE
Justin Plaza	16206 Western Ave	Suite A	Heat Pump	Carrier	50YQ030310
Justin Plaza	16206 Western Ave	Sutie E	Heat Pump	Carrier	50YQ042310
Justin Plaza	16206 Western Ave	Suite F	Heat Pump	Carrier	50YQ042310
Justin Plaza	16206 Western Ave	Suite G	Heat Pump	Carrier	50YQ042310
Justin Plaza	16206 Western Ave				
PD Gun Range	1220 W 170th Street		3 Fans		

City of Gardena
EXHIBIT 2: HVAC FILTER LIST

Facility: City Hall

Area/Location	Unit	Electrical Control	Filter Size	Belt Size
West Basement	AHU # 3	South Wall	6 / 20 x 20 x 2	A 36
West Basement	AHU # 66	West Wall # 66	9 / 20 x 20 x 2	B 47
West Basement	AHU # 67	West Wall # 67	16 / 20 x 20 x 2	(2) B 64
IT / Storage Room			2 / 16 x 25 x 2	
West Basement	Exhaust Fan	South Wall		A 32
West Basement	Air Compressor	Panel - CE - # 12		A 49
East Basement	AHU # 64	South Wall # 64	18 / 20 x 20 x 2	
East Basement	AHU # 65	South Wall # 64	7 / 20 x 20 x 2	
Finance Lunch Room			1 / Washable	

City of Gardena
EXHIBIT 2: HVAC FILTER LIST

Facility: Police Department

Area/Location	Unit	Electrical Control	Filter Size	Belt Size
South Basement	AHU # 1 - Zone 68		9 / 20 x 20 x 2	
South Basement	AHU # 2 - Zone 69		6 / 20 x 20 x 2	
South Basement	Air Compressor			AX 51
South Basement	Exhaust Fan			4L340
Penthouse Mechanical	Jail AHU # 4 - Zone # 71	Unit Disconnect	9 / 20 x 20 x 2	(2) A 59
Penthouse Mechanical			6 / Pleets	
Penthouse Mechanical	Lobby AHU # 3 - Zone # 71	Unit Disconnect	2 / 20 x 20 x 2	A 44
Roof Top	AC Unit # 1 - Chief Office	Unit Disconnect	4 / 16 x 16 x 2	AX 43
Roof Top	AC Unit # 2 - Report Writing Room	Unit Disconnect	2 / 16 x 25 x 2	AX 39
Police Records		Unit Disconnect	1 / 20 x 24 x 1	
Interior IT Room			Washable	
Exterior Service Garage			Washable	
Exterior Trailer Units		Unit Disconnect	6 / 16 x 30 x 1	

City of Gardena
EXHIBIT 2: HVAC FILTER LIST

Facility: Nakaoka Comm. Center

Area/Location	Unit	Electrical Control	Filter Size	Belt Size
Interior Mechanical Room		North Wall	8 / 24 x 24 x 2	
Auditorium EAST		Unit Disconnect	4 / 16 x 20 x 2	BX 54
Auditorium WEST		Unit Disconnect	4 / 2 x 20 x 2	BX 50
Kitchen Blower Motor		Switch	4 / Washable	
Roof Top	Package Unit #1 Room F	Unit Disconnect	1 / 20 x 25 x 1	
Roof Top	Package Unit #2 Room G	Unit Disconnect	2 / 20 x 20 x 1	

City of Gardena
EXHIBIT 2: HVAC FILTER LIST

Facility: Human Services

Area/Location	Unit	Electrical Control	Filter Size	Belt Size
Roof Top	Unit # 1 Main Office Area	Unit Disconnect	2 / 16 x 25 x 2	A - 39
Roof Top	Unit # 2 S/E Office Area	Unit Disconnect	2 / 16 x 25 x 2	A - 39
Roof Top	Unit # 3 N/E Office Area	Unit Disconnect	2 / 16 x 25 x 2	A - 39

City of Gardena
EXHIBIT 2: HVAC FILTER LIST

Facility: Rush Gym

Area/Location	Unit	Electrical Control	Filter Size	Belt Size
Roof Top		Unit Disconnect	4 / 16 x 20 x 2	A-48
Roof Top		Unit Disconnect	4 / 16 x 20 x 2	A-48
Roof Top		Unit Disconnect	4 / 16 x 20 x 2	A-48
Roof Top		Unit Disconnect	4 / 16 x 20 x 2	A-48
Roof Top		Unit Disconnect	4 / 16 x 20 x 2	A-48
Roof Top		Unit Disconnect	4 / 16 x 20 x 2	A-48

City of Gardena
EXHIBIT 2: HVAC FILTER LIST

Facility: Public Works

Area/Location	Unit	Electrical Control	Filter Size	Belt Size
Roof Top		Unit Disconnect	2 / 18 x 24 x 2	(3) 3VX - 850
Roof Top			4 / 24 x 24 x 2	(3) 2L398G
Rear Garage/Yard	Unit #1	Unit Disconnect	1 / 16 x 20 x 1	
Rear Garage/Yard	Unit #2	Unit Disconnect	1 / 16 x 20 x 1	
Lunch Room		Unit Disconnect	1 / 14 X 24 X 1	

City of Gardena
EXHIBIT 2: HVAC FILTER LIST

Facility: Rowley Gymnasium

Area/Location	Unit	Electrical Control	Filter Size	Belt Size
Roof Top	Gymnasium Unit #1	Unit Disconnect	1 / 16 x 20 x 2	A - 43
Roof Top	Gymnasium Unit #2	Unit Disconnect	2 / 16 x 25 x 2	A - 44
Roof Top			2 / 20 x 25 x 2	
Roof Top			1 / 20 x 20 x 2	
Gym Office		Unit Disconnect	1 / Pleet	A - 48

City of Gardena
EXHIBIT 2: HVAC FILTER LIST

Facility: Rowley Auditorium

Area/Location	Unit	Electrical Control	Filter Size	Belt Size
Mechanical Room	Unit # 1 Split System	Unit Disconnect	3 / 16 x 25 x 2	A - 48

City of Gardena
EXHIBIT 2: HVAC FILTER LIST

Facility: Justin Plaza

Area/Location	Unit	Electrical Control	Filter Size	Belt Size
Suite # A		Unit Disconnect	1 / 16 x 20 x 1	
Suite # B				
Suite # C				
Suite # D				
Suite # E		Unit Disconnect	1 / 14 x 24 x 1	
Suite # F		Unit Disconnect	1 / 14 x 24 x 1	
Suite # G		Unit Disconnect	1 / 14 x 24 x 1	

DEPARTMENT of PUBLIC WORKS
1717 WEST 162nd STREET / GARDENA, CALIFORNIA 90247-3731 / WWW.CITYOFGARDENA.ORG / PHONE (310) 217-9568

REQUEST FOR PROPOSAL

HEATING, VENTILATING, AND AIR CONDITIONING SYSTEMS SERVICES

ADDENDUM NO. 1

REVISIONS/CLARIFICATIONS TO THE REQUEST FOR PROPOSAL:

1. The proposal deadline has been extended from 4 PM on Thursday, September 8, 2022 to ***4 PM on Thursday, September 15, 2022.***

2. **Revised** Scope:

Facility	Facility Address
City Hall	1700 W 162nd Street
Police Department	1718 W 162nd Street
Nakaoka Community Center	1670 W 162nd Street
Human Services	1651 W 162nd Street
Rush Gym	1651 W 162nd Street
Public Works	1717 W 162nd Street
Justin Plaza	162nd Street and Western Avenue
Johnson Park	1200 W 170th Street
Rowley Park	13220 Van Ness Avenue
Mas Fukai Park	15800 Brighton Avenue
Bell Park	14708 Halldale Avenue
Freeman Park	2100 W 154th Place
Thornburg Park	2400 W 149th Street

3. Replace the Bid Schedule with enclosed and **Revised Bid Schedule (8/30/2022)**, Addendum No. 1.

4. Provide details of all services provided in the monthly invoice.

5. Revised Scope (m) – The Contractor shall remove all *and any unused* tools, equipment, and surplus materials from the work site upon completion of the work and leave the work site in the same cleanliness and condition as it was upon arrival.

6. Revised Contractor Qualifications (iv) – Contractor shall comply with all security and access control procedures. Contractor shall be responsible for any keys or access control cards issued to them per City policy. *If keys are issued, they shall not be duplicated.*

7. Revised HVAC Equipment and Building Automation System Preventative Maintenance (g) – 30-day schedule: Justin Plaza, *Public Works Breakroom and Public Works back offices*

TASHA CERDA, Mayor / PAULETTE C. FRANCIS, Mayor Pro Tem
MARK E. HENDERSON, Councilmember / RODNEY G. TANAKA, Councilmember / WANDA LOVE, Councilmember
MINA SEMENZA, City Clerk / GUY MATO, City Treasurer / CLINT OSORIO, City Manager / CARMEN VASQUEZ, City Attorney

8. Following “Exhibit 3: Heater inventory at City Parks” to be amended:

Facility Name	**Location**	**Inventory**
Johnson Park	1200 W 170th Street	2 Gas Wall Units
Mas Fukai Park	15800 Brighton Avenue	3 Gas Wall Units
Freeman Park	2100 W 154th Street	2 Electric Units
Bell Park	14708 Halldale Avenue	2 Gas Wall Units
Thornburg Park	2400 W 149th Street	3 Gas Wall Units
Rowley Park	13220 S Van Ness Avenue	1 Electric and 1 Gas Wall Unit

9. Request for Proposal is only for preventative maintenance. Anything outside the scope will be optional services as specified under “SCOPE” and “Service Contract Performance Objective”.
    a. *SCOPE*

        The City of Gardena seeks bids from qualified HVAC contractors for the purpose of providing preventative maintenance, serving and repairing for Heating, Ventilating, and Air Conditioning systems located in the City of Gardena.

    b. *Service Contract Performance Objective:*

        Apply preventative maintenance procedures to reduce chances of premature equipment failures.

10. Heaters will be serviced twice a year.

END OF ADDENDUM NO. 1

REVISED BID SCHEDULE (8/30/2022)

The undersigned, having examined the proposed Contract Documents titled:

PREVENTATIVE MAINTENANCE AND REPAIR SERVICES FOR HEATING, VENTILATING, AND AIR CONDITIONING SYSTEMS

and having visited the sites and examined the conditions affecting the work, hereby proposes and agrees to furnish all labor, materials, equipment, and appliances, and to perform operations necessary to complete the work as required by said proposed Contract Documents and itemized bid schedule below. **All work shall be performed on a yearly rotation among the various City of Gardena facilities.** Refer to "Greenbook" Standard Specifications for Public Works Construction 2021 edition, Section 6-3, for the additional details. City's fiscal year begins on July 1st and ends on June 30th.

Year One (1) – Maintenance Services

Facility/Address	Freq.	Unit Price	Total
City Hall 1700 W 162nd Street	90-day	$	$
Police Department 1718 W 162nd Street	90-day	$	$
Nakaoka Community Center 1670 162nd Street	60-day	$	$
Human Services 1651 W 162nd Street	90-day	$	$
Rush Gym 1651 W 162nd Street	90-day	$	$
Public Works 1717 W 162nd Street	30-day	$	$
Justin Plaza 162nd Street and Western Ave	30-day	$	$
Johnson Park 1200 W 170th Street	90-day	$	$
Rowley Park 13220 Van Ness Avenue	90-day	$	$
Mas Fukai Park 15800 Brighton Avenue	90-day	$	$
Bell Park 14708 Halldale Avenue	90-day	$	$
Freeman Park 2100 W 154th Place	90-day	$	$
Thornburg Park 2400 W 149th Street	90-day	$	$
YEAR ONE (1) MAINTENANCE SERVICE TOTAL			

Year Two (2) – Maintenance Services

Facility/Address	Freq.	Unit Price	Total
City Hall 1700 W 162nd Street	90-day	$	$
Police Department 1718 W 162nd Street	90-day	$	$
Nakaoka Community Center 1670 162nd Street	60-day	$	$
Human Services 1651 W 162nd Street	90-day	$	$
Rush Gym 1651 W 162nd Street	90-day	$	$
Public Works 1717 W 162nd Street	30-day	$	$
Justin Plaza 162nd Street and Western Ave	30-day	$	$
Johnson Park 1200 W 170th Street	90-day	$	$
Rowley Park 13220 Van Ness Avenue	90-day	$	$
Mas Fukai Park 15800 Brighton Avenue	90-day	$	$
Bell Park 14708 Halldale Avenue	90-day	$	$
Freeman Park 2100 W 154th Place	90-day	$	$
Thornburg Park 2400 W 149th Street	90-day	$	$
YEAR TWO (2) MAINTENANCE SERVICE TOTAL			

Year Three (3) – Maintenance Services

Facility/Address	Freq.	Unit Price	Total
City Hall 1700 W 162nd Street	90-day	$	$
Police Department 1718 W 162nd Street	90-day	$	$
Nakaoka Community Center 1670 162nd Street	60-day	$	$
Human Services 1651 W 162nd Street	90-day	$	$
Rush Gym 1651 W 162nd Street	90-day	$	$
Public Works 1717 W 162nd Street	30-day	$	$
Justin Plaza 162nd Street and Western Ave	30-day	$	$
Johnson Park 1200 W 170th Street	90-day	$	$
Rowley Park 13220 Van Ness Avenue	90-day	$	$
Mas Fukai Park 15800 Brighton Avenue	90-day	$	$
Bell Park 14708 Halldale Avenue	90-day	$	$
Freeman Park 2100 W 154th Place	90-day	$	$
Thornburg Park 2400 W 149th Street	90-day	$	$
YEAR THREE (3) MAINTENANCE SERVICE TOTAL			

Year Four (4) – Optional Year Maintenance Services

Facility/Address	Freq.	Unit Price	Total
City Hall 1700 W 162nd Street	90-day	$	$
Police Department 1718 W 162nd Street	90-day	$	$
Nakaoka Community Center 1670 162nd Street	60-day	$	$
Human Services 1651 W 162nd Street	90-day	$	$
Rush Gym 1651 W 162nd Street	90-day	$	$
Public Works 1717 W 162nd Street	30-day	$	$
Justin Plaza 162nd Street and Western Ave	30-day	$	$
Johnson Park 1200 W 170th Street	90-day	$	$
Rowley Park 13220 Van Ness Avenue	90-day	$	$
Mas Fukai Park 15800 Brighton Avenue	90-day	$	$
Bell Park 14708 Halldale Avenue	90-day	$	$
Freeman Park 2100 W 154th Place	90-day	$	$
Thornburg Park 2400 W 149th Street	90-day	$	$
YEAR FOUR (4) OPIONAL YEAR MAINTENANCE SERVICE TOTAL			

Year Five (5) – Optional Year Maintenance Services

Facility/Address	Freq.	Unit Price	Total
City Hall 1700 W 162nd Street	90-day	$	$
Police Department 1718 W 162nd Street	90-day	$	$
Nakaoka Community Center 1670 162nd Street	60-day	$	$
Human Services 1651 W 162nd Street	90-day	$	$
Rush Gym 1651 W 162nd Street	90-day	$	$
Public Works 1717 W 162nd Street	30-day	$	$
Justin Plaza 162nd Street and Western Ave	30-day	$	$
Johnson Park 1200 W 170th Street	90-day	$	$
Rowley Park 13220 Van Ness Avenue	90-day	$	$
Mas Fukai Park 15800 Brighton Avenue	90-day	$	$
Bell Park 14708 Halldale Avenue	90-day	$	$
Freeman Park 2100 W 154th Place	90-day	$	$
Thornburg Park 2400 W 149th Street	90-day	$	$
YEAR FIVE (5) OPTIONAL YEAR MAINTENANCE SERVICE TOTAL			

Three Year Total Maintenance Services

THREE YEAR GRAND TOTAL (Year 1+ 2 + 3)	$

Three Year Total Maintenance Services +
Two Year Optional Total Maintenance Services

FIVE YEAR GRAND TOTAL (Year 1+2+3+4+5)	$

The Contract term is for a period of three years (36 months) for the preventative maintenance and repair of heating, ventilating, and air-conditioning systems and may be extended for two (2) additional years for good performance.

All work required and shown on this specification for which no price or item is listed on this proposal, it shall be understood that such work, equipment, labor, tools and materials shall be provided without extra charge, allowance or direct payment of any kind. Payment for performing such work or furnishing such equipment, labor, tools and materials shall be included in the above lump sum or unit bid prices and no additional compensation will be paid therefor.

The City will award the contract based on the Best Value (taking into consideration qualifications, experience, and costs).

Name of Bidder	Signature of Bidder

DEPARTMENT of PUBLIC WORKS
1717 WEST 162nd STREET / GARDENA, CALIFORNIA 90247-3731 / WWW.CITYOFGARDENA.ORG / PHONE (310) 217-9568

REQUEST FOR PROPOSAL

HEATING, VENTILATING, AND AIR CONDITIONING SYSTEMS SERVICES

ADDENDUM NO. 2

REVISIONS/CLARIFICATIONS TO THE REQUEST FOR PROPOSAL:

1. The air vent lead removal for the Police Department Gun Range is to be performed by a separate third-party Contractor. All other preventative maintenance including HEPA replacement and disposal shall be performed by Contractor since the range does not have a separate filtration system.

2. Preventative maintenance repairs for Johnson Park listed in Addendum No. 1 includes the Police Department Gun Range.

3. The estimated value of the current contract for HVAC services is approximately $106,000 annually.

4. Preventative maintenance repairs for the Rowley Park listed in Addendum No. 1 includes the gymnasium building.

END OF ADDENDUM NO. 2

TASHA CERDA, Mayor / PAULETTE C. FRANCIS, Mayor Pro Tem
MARK E. HENDERSON, Councilmember / RODNEY G. TANAKA, Councilmember / WANDA LOVE, Councilmember
MINA SEMENZA, City Clerk / GUY MATO, City Treasurer / CLINT OSORIO, City Manager / CARMEN VASQUEZ, City Attorney

F. M. THOMAS AIR CONDITIONING, INC.

Contractor's License # 313574
(800)660-0891

231 Gemini Avenue,
FAX(714)738-0886

Brea, CA 92821
(714)738-1062

September 14, 2022

Hong Lee
City of Gardena Public Works
1717 W. 162nd St.
Gardena, Ca 90247

EXECUTIVE SUMMARY

City-wide service contracts require a team, including the contractor, subcontractors, and supporting staff working cooperatively. A major weakness found in these contracts is a lack of coordination and teamwork between all parties involved, especially during inconvenient, yet urgent service requests. There needs to be an establishment of trust and confidence that the HVAC and Refrigeration systems will work correctly and safely to the benefit of students and staff alike.

We have found the following issues with Contractors and City Staff:

1. Primary technical point of contact has other responsibilities and cannot respond to immediate service requests
2. Voicemail and email messages for service requests go unanswered
3. Technicians not carrying extra parts or electronic diagnostic equipment, leading to extended service times
4. Missing keys, ladders, and rigging equipment

Our proposed solution(s):

A complete walk thru and review of systems operations is conducted at the beginning of the contract. This includes a job start meeting where we cover the following issues:

- Outline maintenance procedures and note deficiencies found
- Provide quotes for repairs
- Order and stock water filters, sterilizing cleaner, and rags for ice machines, freezers, and coolers (as applicable) for bi-annual services.
- Review process and procedures. Get keys, stash ladders, set up rigging points in mechanical rooms (if not already available)
- Complete security access procedures for technicians assigned to the account. If available, gain contractor badges for at least 3 staff
- Provide a primary and (2) backup technicians who are familiar with the above procedures

I am your administrative point of contact. I founded FM Thomas and have 46 years of practical HVAC experience. I oversee large account management (companywide) and supervise all technical issues that may arise 7 days a week.

If you have any questions, please feel free to give me a call. .

Sincerely,

Thomas Feyka, President
Toll Free (800) 660-0891
tfeyka@fmthomas.com

F. M. THOMAS AIR CONDITIONING, INC.

Contractor's License # 313574
(800)660-0891

231 Gemini Avenue,
FAX(714)738-0886

Brea, CA 92821
(714)738-1062

September 14, 2022

Hong Lee
City of Gardena Public Works
1717 W. 162nd St.
Gardena, Ca 90247

LETTER OF INTRODUCTION

F.M. Thomas Air Conditioning has been involved with City-wide HVAC maintenance contracts since 1994. Due to our experience, we have developed a system to establish many of the policies and procedures that are now required as standard practice in many City HVAC contracts, including Gardena These practices included Quarterly review of controls and major systems, dedicated staff members able to respond within 2 hours, proper application of heating systems, and completing minor repairs to mitigate the number of major repairs needed.

F.M. Thomas will dedicate our lead technician, Matt Kisvardy, to your account. He has 15 years of practical experience and lives in the City of Long Beach. His background includes air cooled chillers, pneumatic controls, refrigeration, cooling towers, and boiler service.

F.M. Thomas routinely maintains other Cities of equal or larger status such as City of Highland, City of Costa Mesa, City of Los Angeles, Downey, La Mirada, Huntington Park, and Placentia, as well as school districts including Anaheim UHSD, Placentia Yorba Linda UHSD, Lowell, Huntington Beach UHSD, and LAUSD.

Our methodology and thorough service procedures create value for the city by establishing a "routine" process of maintenance. By sending the same staff each service, they develop a rapport with the City Staff and gain specific knowledge of the City equipment and how it historically behaves. This allows for easy communication and quick diagnosis of problems.

- We provide Journeyman technicians to conduct the maintenance, rather than tradesmen. These technicians have 10+ years of experience and have the knowledge to recognize issues and potential issues and resolve them immediately.
- Service issues are immediately brought to the attention of City staff; allowing for discussions and quotes to make the necessary repairs
- Other issues, outside of HVAC, are brought to the attention of City staff to minimize cost and loss of service to the City. These items include clogged roof drains, water leaks into the building, loose electrical connections, and broken doors/hatches.
- Maintenance tasks are promptly completed as scheduled

- Multiple journeymen are assigned to the City who have a broad range of qualifications, including the following certifications: NATE, NCI, Daiken, Honeywell, Johnson Controls, Siemens (using our sub Automated Controls), and Danfoss/Yasakawa drives.
- Our long-term relationship with the City allows for our internal staff, including our dispatcher and project manager, to correctly assign technicians based upon need and to follow all of the City rules and procedures correctly the first time.
- No OSHA/safety violations or City policy violations over the past 8 years.

We are a full-service air-conditioning company with the ability to service complex systems, service DDC / pneumatic controls, replace ductwork/piping, retrofit existing systems, and replace systems with our own forces.

• Air conditioning service, repairs and planned maintenance.
• Replacement of HVAC equipment and control systems.
• Extended warranty on air conditioning equipment.

We are fully compliant with DIR and City certified payroll requirements.

We have the following contractor licenses: B, C-4, C-20, C-36 and C-38

We are a licensed General Contractor and can handle prime contract HVAC related work. Please see our website for more information about the company. www.fmthomas.com.

• Honeywell controls authorized Contractor.
• Carrier CCN and I-Vu Certified Integrator.
• Licensed and bonded up to $2.5 million per job.

Our lead technicians are all Journeymen with 10+ years of experience. They have training and experience with Screw and centrifugal chillers, multi-stack chillers, VFDs, cooling towers, large, packaged equipment, boilers, pumps, and variable flow split systems. Additionally, they have been full time lead technicians for the past 5 years and has managed other large public facilities, such as the City of Huntington Park, the City of La Mirada, and Huntington Beach School District.

Tom is your administrative point of contact. He has worked at F.M. Thomas for the past 46 years and is the owner of the company. He oversees large account management (companywide) and deal with a variety of issues, from initial kick off meetings, site walk through and surveys, billing disputes, and monthly meetings.

If you have any questions, please feel free to give me a call.

Sincerely,

Thomas Feyka, President
Toll Free (800) 660-0891
tfeyka@fmthomas.com

BID PROPOSAL (BP)

HEATING, VENTILATING, AND AIR CONDITIONING SYSTEMS SERVICES MAINTENANCE SERVICES

Contractor: F.M. Thomas Air Conditioning, Inc.

Address: 231 Gemini Ave, Brea, Ca 92821

Phone: 800-660-0891

Fax: 714-738-0886

License No.: 313574

D.I.R. No. 1000003383

Email: mfeyka@fmthomas.com

To Be Submitted

With

Bid Package

REVISED BID SCHEDULE (8/30/2022)

The undersigned, having examined the proposed Contract Documents titled:

PREVENTATIVE MAINTENANCE AND REPAIR SERVICES FOR HEATING, VENTILATING, AND AIR CONDITIONING SYSTEMS

and having visited the sites and examined the conditions affecting the work, hereby proposes and agrees to furnish all labor, materials, equipment, and appliances, and to perform operations necessary to complete the work as required by said proposed Contract Documents and itemized bid schedule below. **All work shall be performed on a yearly rotation among the various City of Gardena facilities.** Refer to "Greenbook" Standard Specifications for Public Works Construction 2021 edition, Section 6-3, for the additional details. City's fiscal year begins on July 1st and ends on June 30th.

Year One (1) – Maintenance Services

Facility/Address	Freq.	Unit Price	Total
City Hall 1700 W 162nd Street	90-day	$4,177.00	$16,708.00
Police Department 1718 W 162nd Street	90-day	$4,236.00	$16,994.00
Nakaoka Community Center 1670 162nd Street	60-day	$1,908.00	$11,448.00
Human Services 1651 W 162nd Street	90-day	$786.00	$3,144.00
Rush Gym 1651 W 162nd Street	90-day	$1,404.00	$5,616.00
Public Works 1717 W 162nd Street	30-day	$556.00	$6,672.00
Justin Plaza 162nd Street and Western Ave	30-day	$472.00	$5,664.00
Johnson Park 1200 W 170th Street	90-day	$150.00	$600.00
Rowley Park 13220 Van Ness Avenue	90-day	$1,663.00	$6,652.00
Mas Fukai Park 15800 Brighton Avenue	90-day	$150.00	$600.00
Bell Park 14708 Halldale Avenue	90-day	$150.00	$600.00
Freeman Park 2100 W 154th Place	90-day	$150.00	$600.00
Thornburg Park 2400 W 149th Street	90-day	$150.00	$600.00
YEAR ONE (1) MAINTENANCE SERVICE TOTAL			$75,898.00

Year Two (2) – Maintenance Services

Facility/Address	Freq.	Unit Price	Total
City Hall 1700 W 162nd Street	90-day	$4,240.00	$16,960.00
Police Department 1718 W 162nd Street	90-day	$4,363.00	$17,452.00
Nakaoka Community Center 1670 162nd Street	60-day	$1,965.00	$11,790.00
Human Services 1651 W 162nd Street	90-day	$809.00	$3,236.00
Rush Gym 1651 W 162nd Street	90-day	$1,446.00	$5,784.00
Public Works 1717 W 162nd Street	30-day	$575.00	$6,900.00
Justin Plaza 162nd Street and Western Ave	30-day	$485.00	$5,820.00
Johnson Park 1200 W 170th Street	90-day	$150.00	$600.00
Rowley Park 13220 Van Ness Avenue	90-day	$1,800.00	$7,200.00
Mas Fukai Park 15800 Brighton Avenue	90-day	$150.00	$600.00
Bell Park 14708 Halldale Avenue	90-day	$150.00	$600.00
Freeman Park 2100 W 154th Place	90-day	$150.00	$600.00
Thornburg Park 2400 W 149th Street	90-day	$150.00	$ 600.00
YEAR TWO (2) MAINTENANCE SERVICE TOTAL			$78,142.00

Year Three (3) – Maintenance Services

Facility/Address	Freq.	Unit Price	Total
City Hall 1700 W 162nd Street	90-day	$4,400.00	$17,600.00
Police Department 1718 W 162nd Street	90-day	$4,500.00	$18,000.00
Nakaoka Community Center 1670 162nd Street	60-day	$2,025.00	$12,150.00
Human Services 1651 W 162nd Street	90-day	$845.00	$3,380.00
Rush Gym 1651 W 162nd Street	90-day	$1,490.00	$5,960.00
Public Works 1717 W 162nd Street	30-day	$610.00	$7,320.00
Justin Plaza 162nd Street and Western Ave	30-day	$501.00	$6,012.00
Johnson Park 1200 W 170th Street	90-day	$150.00	$600.00
Rowley Park 13220 Van Ness Avenue	90-day	$1,854.00	$7,416.00
Mas Fukai Park 15800 Brighton Avenue	90-day	$150.00	$600.00
Bell Park 14708 Halldale Avenue	90-day	$150.00	$600.00
Freeman Park 2100 W 154th Place	90-day	$150.00	$600.00
Thornburg Park 2400 W 149th Street	90-day	$150.00	$ 600.00
YEAR THREE (3) MAINTENANCE SERVICE TOTAL			$ 80,838.00

Year Four (4) – Optional Year Maintenance Services

Facility/Address	Freq.	Unit Price	Total
City Hall 1700 W 162nd Street	90-day	$4,532.00	$18,128.00
Police Department 1718 W 162nd Street	90-day	$4,635.00	$18,540.00
Nakaoka Community Center 1670 162nd Street	60-day	$2,085.00	$12,510.00
Human Services 1651 W 162nd Street	90-day	$950.00	$3,800.00
Rush Gym 1651 W 162nd Street	90-day	$1,534.00	$6,136.00
Public Works 1717 W 162nd Street	30-day	$628.00	$7,536.00
Justin Plaza 162nd Street and Western Ave	30-day	$525.00	$6,300.00
Johnson Park 1200 W 170th Street	90-day	$200.00	$800.00
Rowley Park 13220 Van Ness Avenue	90-day	$1,909.00	$7,636.00
Mas Fukai Park 15800 Brighton Avenue	90-day	$200.00	$800.00
Bell Park 14708 Halldale Avenue	90-day	$200.00	$800.00
Freeman Park 2100 W 154th Place	90-day	$200.00	$800.00
Thornburg Park 2400 W 149th Street	90-day	$200.00	$800.00
YEAR FOUR (4) OPIONAL YEAR MAINTENANCE SERVICE TOTAL			$ 84,586.00

Year Five (5) – Optional Year Maintenance Services

Facility/Address	Freq.	Unit Price	Total
City Hall 1700 W 162nd Street	90-day	$4,770.00	$19,080.00
Police Department 1718 W 162nd Street	90-day	$4,774.00	$19,096.00
Nakaoka Community Center 1670 162nd Street	60-day	$2,148.00	$12,888.00
Human Services 1651 W 162nd Street	90-day	$978.00	$3,912.00
Rush Gym 1651 W 162nd Street	90-day	$1,580.00	$6,320.00
Public Works 1717 W 162nd Street	30-day	$646.00	$7,752.00
Justin Plaza 162nd Street and Western Ave	30-day	$540.00	$6,480.00
Johnson Park 1200 W 170th Street	90-day	$200.00	$800.00
Rowley Park 13220 Van Ness Avenue	90-day	$1,966.00	$7,864.00
Mas Fukai Park 15800 Brighton Avenue	90-day	$200.00	$800.00
Bell Park 14708 Halldale Avenue	90-day	$200.00	$800.00
Freeman Park 2100 W 154th Place	90-day	$200.00	$800.00
Thornburg Park 2400 W 149th Street	90-day	$200.00	$800.00
YEAR FIVE (5) OPTIONAL YEAR MAINTENANCE SERVICE TOTAL			$ 87,392.00

Three Year Total Maintenance Services

THREE YEAR GRAND TOTAL (Year 1+ 2 + 3)	$234,878.00

Three Year Total Maintenance Services + Two Year Optional Total Maintenance Services

FIVE YEAR GRAND TOTAL (Year 1+2+3+4+5)	$406,856.00

The Contract term is for a period of three years (36 months) for the preventative maintenance and repair of heating, ventilating, and air-conditioning systems and may be extended for two (2) additional years for good performance.

All work required and shown on this specification for which no price or item is listed on this proposal, it shall be understood that such work, equipment, labor, tools and materials shall be provided without extra charge, allowance or direct payment of any kind. Payment for performing such work or furnishing such equipment, labor, tools and materials shall be included in the above lump sum or unit bid prices and no additional compensation will be paid therefor.

The City will award the contract based on the Best Value (taking into consideration qualifications, experience, and costs).

fm Thomas Air Conditioning Inc

Name of Bidder

Signature of Bidder

BID PROPOSAL

PREVENTATIVE MAINTENANCE AND REPAIR SERVICES FOR HEATING, VENTILATING, AND AIR CONDITIONING SYSTEMS

ACKNOWLEDGEMENT OF ADDENDA RECEIVED

The Bidder shall acknowledge the receipt of addenda by number and date each addendum received.

Addendum No. 1a Date 8/30/2022 Addendum No. ____ Date _____

Addendum No. 1b Date 8/30/2022 Addendum No. ____ Date _____

Addendum No. 2 Date 9/12/2022 Addendum No. ____ Date _____

Addenda will be issued only through the ARC Document Solutions and access under their Public Planroom (www.crplanwell.com). It is the Bidder's sole responsibility to visit the Planroom to obtain and administer any Addendum related to this bid. **An Addendum must be acknowledged above by a bidder in its submitted form of Proposal.**

If an addendum or addenda have been issued by the City and not noted above as being received by the Bidder, the Bid Proposal may be rejected.

F.M. Thomas Air Conditioning, Inc.
Bidder's Signature

September 14th, 2022
Date

BID PROPOSAL

PREVENTATIVE MAINTENANCE AND REPAIR SERVICES FOR HEATING, VENTILATING, AND AIR CONDITIONING SYSTEMS

BIDDER'S DECLARATION

It is understood and agreed that:

1. The undersigned has carefully examined all documents which will form a part of the Contract; namely, the Notice Inviting Bids, this Proposal, the Contract and the federal requirements.

2. The undersigned has, by investigation at the site of the work and otherwise, satisfied himself as to the nature and location of the work and fully informed himself as to all conditions and matters, which can in any way affect the work or the cost thereof.

3. The undersigned fully understands the scope of work and has carefully checked all words and figures inserted in this Proposal and he further understands that the City will not be responsible for any errors or omissions in the preparation of the Proposal.

4. The undersigned agrees and acknowledges that he is aware of the provisions of Section 3700 of the Labor Code which requires every employer to be insured against liability for workers' compensation or to undertake self-insurance in accordance with the provisions of that Code, and that the undersigned will comply with such provisions before commencing the performance of the Contract if it is awarded to the undersigned.

The undersigned will execute the Contract and furnish the required statutory bonds and certificates of insurance within the period of time specified in the Contract Documents.

The undersigned will begin work after award of Contract and a Notice to Proceed has been given as herein specified and will complete said work within the time specified in the Bid Schedule.

5. The undersigned certifies that this Proposal is genuine and not sham or collusive, or made in the interest or on behalf of a person not herein named, and the undersigned has not directly or indirectly induced or solicited any other bidder to put in a sham bid nor induced any other person, firm, or corporation to refrain from bidding. The undersigned has not in any manner sought by collusion to secure for himself any advantage over any other bidder.

6. The undersigned will accept an award and enter into a Contract for all work scheduled herein on which he puts in a bid. The awards for such work are to be entirely at the discretion of the City after evaluation of the bids are submitted. The undersigned agrees that the City shall recover or retain as a bid bond forfeiture an amount equal to the difference between the low bid and amount of the bid of the bidder with whom the City enters into a Contract, and the surplus, if any, shall be returned to the lowest bidder in accordance with the provisions of the Public Contract Code Sections 20172 and 20174 in the event of his failure to execute a Contract and insurance therefor within the time provided.

BIDDER'S DECLARATION (Continued)

7. The undersigned bidder stated under penalty of perjury that the representations made in submitting this bid are, to the best of his/her knowledge, true, accurate, and complete.

Respectfully submitted,

F.M. Thomas Air Conditioning, Inc.
Contractor's Business Name

231 Gemini Ave, Brea, Ca 92821
Business Address: Street

City State Zip

800-660-0891
Business Phone Number

September 14th, 2022
Date

Thomas Feyka, President
Name Title

City State Zip

Thomas Feyka President
Contractor (Print) Title

President
Signature Title

313574-B, C-4, C-20, C-36, C-38
Contractor's License No. and Classification

714-738-0886
Business Fax Number

231 Gemini Ave, Brea, Ca 92821
Residence: Street

714-412-5950
Residence Phone Number

Note: If the bid is made by an individual, it must be signed with the full name of the bidder, whose address must be given: if it is made by a firm, it must be signed in the co-partnership's name by a general partner thereof, who shall also sign his or her own name, and the name and full address of each partner (general and/or limited) must be given; and if it is made by a corporation, it must be signed by a properly authorized officer, the corporate name shall be set forth, and the corporate seal shall be affixed.

BID PROPOSAL

PREVENTATIVE MAINTENANCE AND REPAIR SERVICES FOR HEATING, VENTILATING, AND AIR CONDITIONING SYSTEMS

NON-COLLUSION AFFIDAVIT

(To be executed by Bidder and submitted with Bid)

State of California

County of Los Angeles

Thomas Feyka being first duly sworn, deposes and says that he or she is President of F.M. Thomas Air Conditioning, Inc. the party making the foregoing bid, that the bid is not made in the interest of, or on the behalf of, any undisclosed person, partnership, company, association, organization, or corporation; that the bid is genuine and not collusive or sham; that the bidder has not directly or indirectly colluded, conspired, connived, or agreed with any bidder or anyone else to put in a sham bid, or that anyone shall refrain from bidding; that the bidder has not in any manner, directly or indirectly, sought by agreement, communication, or conference with anyone to fix the bid price of the bidder or any other bidder, or to fix any overhead, profit, or cost element of that of any other bidder, or to secure any advantage against the public body awarding the contract of anyone interested in the proposed contract; that all statements contained in the bid are true; and, further, that the bidder has not, directly or indirectly, submitted his or her bid price or any breakdown thereof, or the contents thereof, or divulged information or data relative thereto, or paid, and will not pay fee to any corporation, or agent thereof to effectuate a collusive or sham bid.

F.M. Thomas Air Conditioning, Inc.
NAME OF BIDDER

SIGNATURE OF BIDDER

231 Gemini Ave, Brea, Ca 92821
ADDRESS OF BIDDER

CITY STATE ZIP

ALL SIGNATURES MUST BE WITNESSED BY NOTARY

(attach appropriate jurats)

CALIFORNIA JURAT WITH AFFIANT STATEMENT **GOVERNMENT CODE § 8202**

☒ See Attached Document (Notary to cross out lines 1–6 below)
☐ See Statement Below (Lines 1–6 to be completed only by document signer[s], *not* Notary)

1 _____

2 _____

3 _____

4 _____

5 _____

6 _____

Signature of Document Signer No. 1 *Signature of Document Signer No. 2 (if any)*

A notary public or other officer completing this certificate verifies only the identity of the individual who signed the document to which this certificate is attached, and not the truthfulness, accuracy, or validity of that document.

State of California
County of Orange

Subscribed and sworn to (or affirmed) before me on this 14th day of Sept, 2022,
Date *Month* *Year*
by
(1) Thomas Fagha
(and (2) _____),
Name(s) of Signer(s)

proved to me on the basis of satisfactory evidence to be the person(s) who appeared before me.

RENEE RITCHIE
Notary Public - California
Orange County
Commission # 2367140
My Comm. Expires Jul 22, 2025

Signature Renee Ritchie
Signature of Notary Public

Seal
Place Notary Seal Above

OPTIONAL

Though this section is optional, completing this information can deter alteration of the document or fraudulent reattachment of this form to an unintended document.

Description of Attached Document

Title or Type of Document: _____ Document Date: _____

Number of Pages: _____ Signer(s) Other Than Named Above: _____

©2014 National Notary Association • www.NationalNotary.org • 1-800-US NOTARY (1-800-876-6827) Item #5910

BID PROPOSAL

PREVENTATIVE MAINTENANCE AND REPAIR SERVICES FOR HEATING, VENTILATING, AND AIR CONDITIONING SYSTEMS

DECLARATION OF ELIGIBILITY TO CONTRACT

[Labor Code Section 1777.1; Public Contract Code Section 6109]

The undersigned, a duly authorized representative of the contractor, certifies and declares that:

1. The undersigned contractor is aware of Sections 1777.1 and 1777.7 of the California Labor Code, which prohibit a contractor or subcontractor who has been found by the Labor Commissioner or the Director of Industrial Relations to be in violation of certain provisions of the Labor Code, from bidding on, being awarded, or performing work as a subcontractor on a public works project for specified periods of time.

2. The undersigned contractor is not ineligible to bid on, be awarded or perform work as a subcontractor on a public works project by virtue of Sections 1771.1 or 1777.7 of the California Labor Code or any other provision of law.

3. The undersigned contractor is aware of California Public Contract Code Section 6109, which states:

> "(a) A public entity, as defined in Section 1100 [of the Public Contract Code], may not permit a contractor or subcontractor who is ineligible to bid or work on, or be awarded, a public works project pursuant to Section 1777.1 or 1777.7 of the Labor Code to bid on, be awarded, or perform work as a subcontractor on, a public works project. Every public works project shall contain a provision prohibiting a contractor from performing work on a public works project with a subcontractor who is ineligible to perform work on the public works project pursuant to Section 1771.1 or 1777.7 of the Labor Code."
>
> "(b) Any contract on a public works project entered into between a contractor and a debarred subcontractor is void as a matter of law. A debarred subcontractor may not receive any public money for performing work as a subcontractor on a public works contract, and any public money that may have been paid to a debarred subcontractor by a contractor on the project shall be returned to the awarding body. The contractor shall be responsible for the payment of wages to workers of a debarred subcontractor who has been allowed to work on the project."

4. The undersigned contractor has investigated the eligibility of each and every subcontractor the undersigned contractor intends to use on this public works project, and has determined that none of them are ineligible to perform work as a subcontractor on a public works project by virtue of the foregoing provisions of the Public Contract Code, Sections 1771.1 or 1777.7 of the Labor Code, or any other provision of law.

I declare under penalty of perjury under the laws of the State of California that the foregoing is true and correct. Executed this 14 day of September, 2022, at 231 Gemini Ave, Brea, Ca 92821 *(place of execution)*, California.

Signature: _____ Name: Thomas Feyka

Title: President Company: F.M. Thomas Air Conditioning, Inc.

BID PROPOSAL

PREVENTATIVE MAINTENANCE AND REPAIR SERVICES FOR HEATING, VENTILATING, AND AIR CONDITIONING SYSTEMS

DESIGNATION OF SUBCONTRACTORS

In compliance with the "Subletting and Subcontracting Fair Practices Act" being Sections 4100-4113 of the Public Contract Code of the State of California, and any amendments thereto, each bidder shall set forth below the name and location of the place of business of each subcontractor who will perform work or labor or render service to the prime contractor in or about the construction of the work or improvement in an amount in excess of one-half (1/2) of one percent (1%) of the prime contractor's total bid, and shall further set forth the portion of the work which will be done by each subcontractor. Only one subcontractor for each such portion shall be listed.

If the contractor fails to specify a subcontractor for any portion of the work to be performed under the contract, he shall be deemed to have agreed to perform such portion himself, and he shall not be permitted to subcontract that portion of the work except under the conditions hereinafter set forth.

Subletting or subcontracting of any portion of the work to which subcontractor was designated in the original bid shall only be permitted in cases of public emergency or necessity, and then only after a finding reduced to writing as a public record of the legislative body of the City.

Portion of Work %	Subcontractor's Name & Address	Type of Work	State License Number	Class	D.I.R. Number
0.00	N/A				

Not more than _____%.

BID PROPOSAL

PREVENTATIVE MAINTENANCE AND REPAIR SERVICES FOR HEATING, VENTILATING, AND AIR CONDITIONING SYSTEMS

CONSTRUCTION PROJECT REFERENCE

In order to evaluate your background and experience more fully for the project herein proposed, please submit a list of Public Works and/or similar construction projects completed or in progress within the last three (3) years. Failure to provide this information may constitute grounds for rejection of your bid as non-responsive.

Number of years as a contractor in construction work of this type: 46 years

Three projects of this type recently completed:

1. Name (Firm/Agency): City of Los Angeles General Services
   Address: 14832 Raymer St Van Nuys, Ca 91405
   Contact Person: Kevin Davis Telephone No.: 213-272-8077
   Title of Project: Task order Contract
   Project Location: City of Los Angeles City Limits
   Date of Completion: 1994 - Present Contract Amount: $NTE $13M / year

2. Name (Firm/Agency): City of Downey
   Address: 11111 Brookshire Ave, Downey, Ca 90241
   Contact Person: Joseph Kekula Telephone No.: 562-904-7196
   Title of Project: City Wide HVAC Maintenance Contract
   Project Location: Downey
   Date of Completion: 2013 - Present Contract Amount: $$250,000 / year

3. Name (Firm/Agency): City of Huntington Park
   Address: 6556 Miles Ave, Huntington Park, Ca 90255
   Contact Person: Mario Lopez Telephone No.: 562-271-3663
   Title of Project: City Wide HVAC Maintenance Contract
   Project Location: Huntington Park
   Date of Completion: 2017 - Present Contract Amount: $$100,000 / year

NOTE: If requested by the City, the bidder shall furnish a certified financial statement, references, and other information sufficiently comprehensive to permit an appraisal of his current financial condition.

Bidder's Signature _____

BID PROPOSAL

PREVENTATIVE MAINTENANCE AND REPAIR SERVICES FOR HEATING, VENTILATING, AND AIR CONDITIONING SYSTEMS

CERTIFICATE OF NON-DISCRIMINATION BY CONTRACTORS

As suppliers of goods or services to the City, the firm listed below certifies that it does not discriminate in its employment with regard to race, color, religion, sex, or national origin; that it is in compliance with all applicable federal, state, and local directives, and executive orders regarding non-discrimination in employment; and that it agrees to pursue positively and aggressively the principle of equal opportunity in employment.

We agree specifically:

1. To establish or observe employment policies which affirmatively promote opportunities for minority persons at all job levels.

2. To communicate this policy to all persons concerned, including all company employees, outside recruiting services, especially those serving minority communities, and to the minority communities at large.

3. To take affirmative steps to hire minority employees within the company.

FIRM F.M. Thomas Air Conditioning, Inc.

TITLE OF PERSON SIGNING President

SIGNATURE

DATE September 14th, 2022

Please include any additional information available regarding equal opportunity employment programs now in effect within your company:

BID PROPOSAL

PREVENTATIVE MAINTENANCE AND REPAIR SERVICES FOR HEATING, VENTILATING, AND AIR CONDITIONING SYSTEMS

CERTIFICATION REGARDING DEBARMENT, SUSPENSION, INELIGIBILITY AND VOLUNTARY EXCLUSION – PRIMARY COVERED TRANSACTIONS

(BEFORE COMPLETING CERTIFICATION, READ INSTRUCTIONS ON NEXT PAGE)

The Contractor shall not perform Work with any Subcontractor that has been debarred or suspended pursuant to California Labor Code Section 1777.1 or any other federal or State law providing for the debarment of contractors from public works. The Contractor and Subcontractors shall not be debarred or suspended throughout the duration of the Contract pursuant to Labor Code Section 1777.1 or any other federal or State law providing for the debarment of contractors from public works. If the Contractor or any Subcontractor becomes debarred or suspended during the duration of the Project, the Contractor shall immediately notify the City.

1. The prospective primary participant certifies to the best of its knowledge and belief, that it and its principals:

    a. Are not presently debarred, suspended, proposed for debarment, declared ineligible, or voluntarily excluded from covered transactions by any Federal department or agency;

    b. Have not within a 5-year period preceding this proposal been convicted of or had a civil judgment rendered against them for commission of fraud or a criminal offense in connection with obtaining, attempting to obtain, or performing a public (Federal, State or local) transaction or contract under a public transaction; violation of Federal or State antitrust statutes or commission of embezzlement, theft, forgery, bribery, falsification or destruction of records, making false statement, or receiving stolen property;

    c. Are not presently indicted for or otherwise criminally or civilly charged by a governmental entity (Federal, State or local) with commission of any of the offenses enumerated in paragraph 1b of this certification; and

    d. Have not within a 5-year period preceding this application/proposal had one or more public transactions (Federal, State or local) terminated for cause or default.

2. Where the prospective primary participant is unable to certify to any of the statements in this certification, such prospective participant shall attach an explanation to this proposal.

Signature: _____ Name: Thomas Feyka

Title: President Company: F.M. Thomas Air Conditioning, Inc.

CERTIFICATION REGARDING DEBARMENT, SUSPENSION, INELIGIBILITY AND VOLUNTARY EXCLUSION – PRIMARY COVERED TRANSACTIONS (Continued)

INSTRUCTIONS FOR CERTIFICATION

1. By signing and submitting this proposal, the prospective primary participant is providing the certification set out below.

2. The inability of a person to provide the certification required below will not necessarily result in denial of participation in this covered transaction. The prospective participant shall submit an explanation of why it cannot provide the certification set out below. The certification or explanation will be considered in connection with the department or agency's determination whether to enter into this transaction. However, failure of the prospective primary participant to furnish a certification or an explanation shall disqualify such person from participation in this transaction.

3. The certification in this clause is a material representation of fact upon which reliance was placed when the department or agency determined to enter into this transaction. If it is later determined that the prospective primary participant knowingly rendered an erroneous certification, in addition to other remedies available to the Federal Government, the department or agency may terminate this transaction for cause or default.

4. The prospective primary participant shall provide immediate written notice to the department or agency to which this proposal is submitted if at any time the prospective primary participant learns that its certification was erroneous when submitted or has become erroneous by reason of changed circumstances.

5. The terms "covered transaction," "debarred," "suspended," "ineligible," "lower tier covered transaction," "participant," "person," "primary covered transaction," "principal," "proposal," and "voluntarily excluded," as used in this clause, have the meanings set out in the Definitions and Coverage sections of the rules implementing Executive Order 12549. You may contact the department or agency to which this proposal is submitted for assistance in obtaining a copy of those regulations (13 CFR Part 145).

6. The prospective primary participant agrees by submitting this proposal that, should the proposed covered transaction be entered into, it shall not knowingly enter into any lower tier covered transaction with a person who is debarred, suspended, declared ineligible, or voluntarily excluded from participation in this covered transaction, unless authorized by the department or agency entering into this transaction.

7. The prospective primary participant further agrees by submitting this proposal that it will include the clause titled "Certification Regarding Debarment, Suspension, Ineligibility and Voluntary Exclusion--Lower Tier Covered Transactions," provided by the department or agency entering into this covered transaction, without modification, in all lower tier covered transactions and in all solicitations for lower tier covered transactions.

8. A participant in a covered transaction may rely upon a certification of a prospective participant in a lower tier covered transaction that it is not debarred, suspended, ineligible, or voluntarily excluded from the covered transaction, unless it knows that the certification is erroneous. A participant may decide the method and frequency by which it determines the ineligibility of its principals. Each participant may, but is not required to, check the Nonprocurement List.

9. Nothing contained in the foregoing shall be construed to require establishment of a system of records in order to render in good faith the certification required by this clause. The knowledge and information of a participant is not required to exceed that which is normally possessed by a prudent person in the ordinary course of business dealings.

10. Except for transactions authorized under paragraph 6 of these instructions, if a participant in a covered transaction knowingly enters into a lower tier covered transaction with a person who is suspended,

debarred, ineligible, or voluntarily excluded from participation in this transaction, in addition to other remedies available to the Federal Government, the department or agency may terminate this transaction for cause or default.

Bid Bond

CONTRACTOR:
(Name, legal status and address)
F.M. Thomas Air Conditioning, Inc.
231 Gemini Ave.
Brea, CA 92821

Bid Bond Number: CSBA-21920

SURETY:
(Name, legal status and principal place of business)
Merchants Bonding Company (Mutual)
6700 Westown Parkway
West Des Moines, IA 50266

OWNER:
(Name, legal status and address)
City of Gardena
1717 W. 162nd Street
Gardena, CA 90247

This document has important legal consequences. Consultation with An attorney is encouraged with respect to its completion or modification. Any singular reference to Contractor, Surety, Owner or other party shall be considered Plural where applicable.

BOND AMOUNT: Ten Percent (10%) of Amount Bid
PROJECT: Preventative Maintenance and Repair Services for Heating, Ventilating, and Air Conditioning Systems

Project Number, if any:

The Contractor and Surety are bound to the Owner in the amount set forth above, for the payment of which the Contractor and Surety bind themselves, their heirs, executors, administrators, successors and assigns, jointly and severally, as provided herein. The conditions of this Bond are such that if the Owner accepts the bid of the Contractor within the time specified in the bid documents, or within such time period as may be agreed to by the Owner and Contractor, and the Contractor either (1) enters into a contract with the Owner in accordance with the terms of such bid, and gives such bond or bonds as may be specified in the bidding or Contract Documents, with a surety admitted in the jurisdiction of the Project and otherwise acceptable to the Owner, for the faithful performance of such Contract and for the prompt payment of labor and material furnished in the prosecution thereof; or (2) pays to the Owner the difference, not to exceed the amount of this Bond, between the amount specified in said bid and such larger amount for which the Owner may in good faith contract with another party to perform the work covered by said bid, then this obligation shall be null and void, otherwise to remain in full force and effect. The Surety hereby waives any notice of an agreement between the Owner and Contractor to extend the time in which the Owner may accept the bid. Waiver of notice by the Surety shall not apply to any extension exceeding sixty (60) days in the aggregate beyond the time for acceptance of bids specified in the bid documents, and the Owner and Contractor shall obtain the Surety's consent for an extension beyond sixty (60) days.

If this Bond is issued in connection with a subcontractor's bid to a Contractor, the term Contractor in this Bond shall be deemed to be Subcontractor and the term Owner shall be deemed to be Contractor.

When this Bond has been furnished to comply with a statutory or other legal requirement in the location of the Project, any provision in this Bond conflicting with said statutory or legal requirement shall be deemed deleted here from and provisions conforming to such statutory or other legal requirement shall be deemed incorporated herein. When so furnished, the intent is that this Bond shall be construed as a statutory bond and not as a common law bond.

Signed and sealed this 13th day of September, 2022

F.M. Thomas Air Conditioning, Inc.

(Witness)

(Principal) *(Seal)*

President
(Title)

Merchants Bonding Company (Mutual)

(Witness) Melissa Ann Vaccaro

(Surety) *(Seal)*

(Title) Adrian Langrell , Attorney-in-Fact

By arrangement with the American Institute of Architects, the National Association of Surety Bond Producers (NASBP) (www.nasbp.org) makes this form document available to its members, affiliates, and associates in Microsoft Word format for use in the regular course of surety business. NASBP vouches that the original text of this document conforms exactly to the text in AIA Document A310-2010, Bid Bond. Subsequent modifications may be made to the original text of this document by users, so careful review of its wording and consultation with an attorney are encouraged before its completion, execution or acceptance.

ACKNOWLEDGMENT

A notary public or other officer completing this certificate verifies only the identity of the individual who signed the document to which this certificate is attached, and not the truthfulness, accuracy, or validity of that document.

State of California
County of Orange)

On 09/13/2022 before me, Melissa Ann Vaccaro, Notary Public
(insert name and title of the officer)

personally appeared Adrian Langrell,
who proved to me on the basis of satisfactory evidence to be the person(s) whose name(s) is/are subscribed to the within instrument and acknowledged to me that he/she/they executed the same in his/her/their authorized capacity(ies), and that by his/her/their signature(s) on the instrument the person(s), or the entity upon behalf of which the person(s) acted, executed the instrument.

I certify under PENALTY OF PERJURY under the laws of the State of California that the foregoing paragraph is true and correct.

WITNESS my hand and official seal.

MELISSA ANN VACCARO
COMM. #2401942
Notary Public-California
ORANGE COUNTY
My Comm. Expires May 12, 2026

Signature Melissa Ann Vaccaro (Seal)
Melissa Ann Vaccaro

Bond No. CSBA-21920

MERCHANTS BONDING COMPANY™

POWER OF ATTORNEY

Know All Persons By These Presents, that MERCHANTS BONDING COMPANY (MUTUAL) and MERCHANTS NATIONAL BONDING, INC., both being corporations of the State of Iowa (herein collectively called the "Companies") do hereby make, constitute and appoint, individually, Adrian Langrell; Arturo Ayala; Ben Stong; Benjamin Wolfe; Chelsea Arnold; Daniel Huckabay; Dwight Reilly; Frank Morones; Michael D Stong; R Nappi; Shaunna Rozelle Ostrom

their true and lawful Attorney(s)-in-Fact, to sign its name as surety(ies) and to execute, seal and acknowledge any and all bonds, undertakings, contracts and other written instruments in the nature thereof, on behalf of the Companies in their business of guaranteeing the fidelity of persons, guaranteeing the performance of contracts and executing or guaranteeing bonds and undertakings required or permitted in any actions or proceedings allowed by law.

This Power-of-Attorney is granted and is signed and sealed by facsimile under and by authority of the following By-Laws adopted by the Board of Directors of Merchants Bonding Company (Mutual) on April 23, 2011 and amended August 14, 2015 and adopted by the Board of Directors of Merchants National Bonding, Inc., on October 16, 2015.

"The President, Secretary, Treasurer, or any Assistant Treasurer or any Assistant Secretary or any Vice President shall have power and authority to appoint Attorneys-in-Fact, and to authorize them to execute on behalf of the Company, and attach the seal of the Company thereto, bonds and undertakings, recognizances, contracts of indemnity and other writings obligatory in the nature thereof."

"The signature of any authorized officer and the seal of the Company may be affixed by facsimile or electronic transmission to any Power of Attorney or Certification thereof authorizing the execution and delivery of any bond, undertaking, recognizance, or other suretyship obligations of the Company, and such signature and seal when so used shall have the same force and effect as though manually fixed."

In connection with obligations in favor of the Florida Department of Transportation only, it is agreed that the power and aut hority hereby given to the Attorney-in-Fact includes any and all consents for the release of retained percentages and/or final estimates on engineering and construction contracts required by the State of Florida Department of Transportation. It is fully understood that consenting to the State of Florida Department of Transportation making payment of the final estimate to the Contractor and/or its assignee, shall not relieve this surety company of any of its obligations under its bond.

In connection with obligations in favor of the Kentucky Department of Highways only, it is agreed that the power and authority hereby given to the Attorney-in-Fact cannot be modified or revoked unless prior written personal notice of such intent has been given to the Commissioner-Department of Highways of the Commonwealth of Kentucky at least thirty (30) days prior to the modification or revocation.

In Witness Whereof, the Companies have caused this instrument to be signed and sealed this 26th day of August , 2022 .

MERCHANTS NATIONAL BONDING, INC. INCORPORATED -o- 2003

MERCHANTS BONDING COMPANY (MUTUAL) INCORPORATED -o- 1933

MERCHANTS BONDING COMPANY (MUTUAL)
MERCHANTS NATIONAL BONDING, INC.

By Larry Taylor
President

STATE OF IOWA
COUNTY OF DALLAS ss.
On this 26th day of August 2022 , before me appeared Larry Taylor, to me personally known, who being by me duly sworn did say that he is President of MERCHANTS BONDING COMPANY (MUTUAL) and MERCHANTS NATIONAL BONDING, INC.; and that the seals affixed to the foregoing instrument are the Corporate Seals of the Companies; and that the said instrument was signed and sealed in behalf of the Companies by authority of their respective Boards of Directors.

NOTARIAL SEAL IOWA
POLLY MASON
Commission Number 750576
My Commission Expires
January 07, 2023

Polly Mason
Notary Public

(Expiration of notary's commission does not invalidate this instrument)

I, William Warner, Jr., Secretary of MERCHANTS BONDING COMPANY (MUTUAL) and MERCHANTS NATIONAL BONDING, INC., do hereby certify that the above and foregoing is a true and correct copy of the POWER-OF-ATTORNEY executed by said Companies, which is still in full force and effect and has not been amended or revoked.

In Witness Whereof, I have hereunto set my hand and affixed the seal of the Companies on this 13th day of September , 2022 .

MERCHANTS NATIONAL BONDING, INC. INCORPORATED -o- 2003

MERCHANTS BONDING COMPANY (MUTUAL) INCORPORATED -o- 1933

William Warner Jr.
Secretary

POA 0018 (1/20)

CALIFORNIA ACKNOWLEDGMENT **CIVIL CODE § 1189**

A notary public or other officer completing this certificate verifies only the identity of the individual who signed the document to which this certificate is attached, and not the truthfulness, accuracy, or validity of that document.

State of California
County of Orange

On 9/14/22 (Date) before me, Renee Ritchie Notary Public (Here Insert Name and Title of the Officer),

personally appeared Thomas Leighton (Name(s) of Signer(s))

who proved to me on the basis of satisfactory evidence to be the person(s) whose name(s) is/are subscribed to the within instrument and acknowledged to me that he/she/they executed the same in his/her/their authorized capacity(ies), and that by his/her/their signature(s) on the instrument the person(s), or the entity upon behalf of which the person(s) acted, executed the instrument.

I certify under PENALTY OF PERJURY under the laws of the State of California that the foregoing paragraph is true and correct.

WITNESS my hand and official seal.

RENEE RITCHIE
Notary Public - California
Orange County
Commission # 2367140
My Comm. Expires Jul 22, 2025

Place Notary Seal and/or Stamp Above

Signature Renee Ritchie
Signature of Notary Public

OPTIONAL

Completing this information can deter alteration of the document or fraudulent reattachment of this form to an unintended document.

Description of Attached Document

Title or Type of Document: _____

Document Date: _____ Number of Pages: _____

Signer(s) Other Than Named Above: _____

Capacity(ies) Claimed by Signer(s)

Signer's Name: _____	Signer's Name: _____
☐ Corporate Officer – Title(s): _____	☐ Corporate Officer – Title(s): _____
☐ Partner – ☐ Limited ☐ General	☐ Partner – ☐ Limited ☐ General
☐ Individual ☐ Attorney in Fact	☐ Individual ☐ Attorney in Fact
☐ Trustee ☐ Guardian or Conservator	☐ Trustee ☐ Guardian or Conservator
☐ Other: _____	☐ Other: _____
Signer is Representing: _____	Signer is Representing: _____

©2018 National Notary Association

F. M. THOMAS AIR CONDITIONING, INC.

Contractor's License # 313574
(800)660-0891

231 Gemini Avenue,
FAX(714)738-0886

Brea, CA 92821
(714)738-1062

September 14, 2022

Hong Lee
City of Gardena Public Works
1717 W. 162nd St.
Gardena, Ca 90247

WORK PLAN

Ref: HVAC Maintenance and Repairs

Purchasing,

F.M. Thomas Air Conditioning, Inc. is in a unique position to provide HVAC Maintenance and Repair for the City. We provide the same services to other local agencies, including the City of Downey, City of Huntington Park, LAUSD South District, City of Redondo Beach, and LA City General Services. As a result, we have technicians in your area familiar with City-wide service contracts who can respond within 2 hours.

Most of our technicians have been with our company for over 20+ years and can work on equipment ranging from package units and split systems to chillers, air handlers and Honeywell controls and pneumatics. We currently have 20 technicians who can respond to your job sites for emergency and non-emergency service calls. We are a class B general contractor with additional licenses in C-20 Heating, Ventilation and Air Conditioning, C-4 Boilers, as well as in C-38 Refrigeration.

Our technicians are all factory certified and receive ongoing training to ensure that they perform to the highest levels of customer satisfaction. Additionally, our technicians bring their work vehicles home with them each night; our response time to emergency and non-emergency situations is outstanding because we are able to respond to calls in a timely fashion. Emergency calls are responded to within 1-2 hours.

Our dispatcher is a former service technician of 19 years and has an intimate knowledge of the types of maintenance and service issues that occur with the City. Due to his knowledge, he can evaluate the trouble call request and dispatch the proper technician to the call. During normal working hours (Monday through Friday, 7:00 am to 3:30pm), he is able to dispatch a technician to any of your job sites. During off hours, we also have an answering service which alerts our on-call technicians to respond immediately.

All contracts and accounts are additionally serviced by an Account Manager and our Owner, Tom Feyka, who has been with the company for over 48 years and has nearly 50 years of experience in the HVAC industry.

Per the scope of work, we will have the proper technician visit the job site on an as-needed basis to perform the necessary items listed to properly check your heating, ventilation and air conditioning services to keep them operating at optimal conditions. Additionally, we will abide by the scope of work and provide proper documentation noting the conditions of your units, and any repairs that may be necessary. If a written estimate for repairs is required, or the work needs to be bid on, our technician(s) will work with the Account Manager and Sales Manager to provide the District with a quotation for repairs and/or replacement.

Standard Procedures:

1. **Implementation – A** superintendent, Foreman, and Lead technician are assigned to your account. (See Org chart). We conduct a job start meeting prior to the contract start and routine follow up meeting to ensure expectations and outcomes are being achieved. The technician are assigned primary responsibility for the outcome of the services, which provides accountability to the City and FM Thomas.
    - **a.** Provide supervisors with schedules, completion dates, and recommended repairs
    - **b.** Provide City staff with proposals for minor repairs
    - **c.** Identify tasks and deliverables

2. **Defined schedule of services** - Per the City's schedule of services, our dispatcher and project manager will develop a work schedule. This schedule will be discussed and periodically reviewed with the lead technician(s)

3. **Supervision** - A qualified journeyman will be assigned your account. He will be tasked with routinely doing supervisor walks of the properties each month as maintenance is completed. This allows us to proactively identify items of concern before they become emergencies

4. **Client Satisfaction** –. We understand the schedules and expectations of different members of the City staff. The Fire Dept and Police Stations generally want it colder, whereas the general administrative offices want it warmer. Community Centers and Libraries typically want good air flow, quiet, and consistent performance.

5. **Needs from the City** – Due to our long service history, we only need a few items from the city.
    - **a.** Keys to all appropriate buildings
    - **b.** Schedules of operation

c. Any access restrictions per building

6. **Proactive maintenance** – We look for key indicators of future service problems when completing maintenance. Recommendations are made to repair/replace these items in order to prevent future down time These items include, but are not limited to, the following:
   a. Check amperages of motors
   b. Check temperature splits (should always be 20 degrees for DX equipment)
   c. Verify the system has the factory charge
   d. Check contactors
   e. Verify thermostats are calibrated and programmed correctly
   f. Check air flow across coils and wash coils if needed
   g. Verify the volume of air produced is being received at the grilles and at the correct temperatures (for example a 5 ton system produces 1950 cfm at 55 degrees)
   h. Check TXV and filter driers for obstructions and replace as needed
   i. Check for leaks (condensate, oil, lubricants)
   j. Keep the job site clean. Having an orderly and unobstructed view of the systems allows for problems to present themselves more easily and demonstrates the quality of services provided.
   k. Check belt condition, tensions and adjustment of pulleys
   l. Replace filter quarterly and check air flow across filters for obstructions

7. **Communication** – It is key to have a good relationship with the facilities manager. By having weekly discussions of current activities and monthly review meetings, the facilities manager is able to understand and justify why certain repairs need to be done.

8. **Innovative and creative approaches** – We have identified some of the cost saving measures at the City to ensure efficient operation.
   a. Salt air conditions lead to degradation and blocking of condenser coils. Ensuring the coils are clean and air flow thru the coils is accurate is key to maintaining the correct 20-degree delta T
   b. Tighten electrical connections at each service. This will mitigate nuisance calls and inefficient use of electricity
   c. Identify and repair minor water and refrigerant leaks. This will mitigate compressor/ fan motor failures and water damage issues to the roof.
   d. Replace old disconnects and contactors to reduce the potential of damage and injury to equipment and staff
   e. Clean out roof drains to minimize water leaks/damage to the roof

9. **In-house resources:**
   a. Visio – We can design and apply drawings and calculations to plans for DDC controls and general HVAC replacement projects
   b. Mechanical design application capabilities
   c. Access to Honeywell, Tridium, and Distech software

d. Access to Honeywell, Tridium and BACNet MS/TP network communications
e. Multi-disciplinary staff to complete the following tasks:
    i. Sheet metal modeling and design software
    ii. MEP/S design team that works with us on a project-by-project basis
    iii. On-staff former building codes inspector
    iv. Service supervisor with expert knowledge in applied HVAC systems design
    v. General contractor team that works with us to design and build various related structures, such as concrete housekeeping pads, roof repair, roof curbs, walls and soffits, ceiling modification/replacement, and general electrical/plumbing works.

If you have any questions regarding our procedures or the above work plan, please do not hesitate to contact us.

Sincerely,

Thomas Feyka, President

F.M. THOMAS AIR CONDITIONING, INC.
YOUR COMMERCIAL SERVICE & CONTROLS SPECIALISTS . . . Since 1974
Contractor License #313574
Tel. 800.660.0891
Fax: 714.738.0886
www.fmthomas.com
DIR #1000003383

BACKGROUND AND PROJECT SUMMARY
Staffing and capabilities Resources

DATE: September 14, 2022

TO: Hong Lee

FROM: Thomas Feyka

RE: **RFP No. HVAC Maintenance and Service**

The intent and purpose of this document is to outline our understanding of HVAC maintenance contracts, provide the City with background information on F.M. Thomas Air Conditioning, and additional qualifications that demonstrate our ability to service The City of Gardena.

F.M. Thomas Air Conditioning has been a public works contractor for 46 years and has extensive experience in Campus / City wide service contracts. F.M. Thomas Air Conditioning currently holds HVAC service and maintenance contracts with 6 other cities doing work comparable to this RFP, including several of your neighbors, Downey, Huntington Park, and Redondo Beach. We also do an Extensive amount of work with LAUSD in the South District (below the 10 freeway).

- Factory trained and knowledgeable Journeyman technicians capable of making all necessary repairs
- Same day response for emergencies and next day response for non-emergencies.
- Implementation of an organized and well-coordinated service plan to ensure timely and accurate service on all HVAC equipment as per the schedule
- Excellent communication between F.M. Thomas and City representatives
- Monthly meetings to discuss services completed and recommendations to maintain equipment
- Detailed service records and trending analysis
- No safety or health violations recorded.
- **Strict Adherence to prevailing wages and apprenticeship requirements**

Understanding of Service Agreement: We recommend, quarterly, semi-annual and annual maintenance services per ASHRAE 180 and the City service standard procedures. These include common activities, such as checking pressure drops across filters, washing coils, monthly chemical treatment (closed loop), annual refrigerant leak inspections, tightening electrical connections, verifying good operation of thermostats and control devices, replacing belts annually, lubrication of bearings, dampers, and linkages, checking sight glasses, and inspection for cleanliness of condenser tubes, condenser coils, and running systems in heating and cooling modes to verify good operation. The end goal is to provide the City with factory level maintenance and to regularly report unscheduled repairs so that action can be taken to make the corrections. We routinely replace minor components as per the contract to mitigate larger scale repairs. Typical components include contactors, capacitors, belts, transformers, and fuses.

ABOUT F.M. THOMAS AIR CONDITIONING

About F.M. Thomas Air Conditioning: F.M. Thomas Air Conditioning has been in continuous business with the same owners for 48 years. We specialize in public works HVAC service, repair, and retrofit. We have staff and systems in place to handle common issues such as administrative paperwork, certified payroll, monthly billings, and technical meetings with City staff. Our technical staff regularly participates in technical training classes and is fully versed in repair and maintenance of packaged, applied/built up, and DDC controls. Our typical response time for service calls is same day or next day. We have other accounts in the Inland Empire and can typically respond within 2-4 hours. **Our call back rate for the past 10 years has been less than 1% of our total service volume.**

Resumes of supervisors

Tom Feyka - President
Forty-six years of industry experience. Founding owner of F.M. Thomas Air Conditioning, Inc. President for thirty-eight years.

- Education: AA degree from Los Angeles Trade Technical College, 45 class credits from business school at East Los Angeles Community college. Numerous factory technical schools.
- Business Beliefs:
  Management – provide recognition of technical, sales and office staff. Create a learning opportunity to maintain technical leadership in our industry, encourage and direct policy to insure customer satisfaction, cost awareness, professional attitude, safety, quality workmanship and profitability.
- Monitor:
  F.M. Thomas controller provides weekly financial performance work sheets compared to budget, bi-weekly sales/financial meetings to evaluate performance, monthly supervisor meetings to update field matters and better understand the effect of F.M. Thomas policies.
- Modify:
  Objective adjustment(s) to F.M. Thomas budgets/goals when feedback indicates revision is necessary. Seek outside input from banker, bonding agent, CPA, insurance as reference data to move forward with changes as economy improves or declines.

Matt Kisvardy - Field Supervisor
Twenty-one years in commercial HVAC as field technician, overhaul mechanic and troubleshooter. Matt has attended factory training classes from McQuay, York, Carrier and Trane equipment manufacturers. He is also qualified to work on Refrigeration equipment.

Mark Mills - Field Supervisor
38 years in commercial HVAC as field technician, overhaul mechanic and troubleshooter. Mark has attended factory training classes from Daikin, Danfoss, McQuay, York, Carrier and Trane equipment manufacturers. He is also qualified to work on reciprocating and screw chillers, refrigeration machines, and VRF systems.

James Pelkey – Journeyman Mechanic.
Twenty-five years in commercial HVAC as field technician, overhaul mechanic and troubleshooter. James is NATE certified, TAB certified (air balance), Daiken, Honeywell, Fujitsu and certified by Edison as a qualified energy services technician. He has a strong background in optimizing the energy consumption of systems through fine tuning of HVAC systems (air side and refrigeration side).

Additionally, James is Carrier IVu certified for installations, startup, commissioning, troubleshooting, and general support.

Meyer Rosenfeld - Controls Specialist
Thirty-nine years as a Controls Specialist, expert service, design and commissioning of Honeywell DDC systems. Attended UCLA, licensed pilot/instructor. Honeywell training seminars, CAD drawings and system application

Randy Detwiler - Field Supervisor
Thirty-eight years in commercial HVAC as field technician, overhaul mechanic and troubleshooter. Randy has attended factory training classes from York, Carrier and Trane equipment manufacturers. He is also a certified Turbocor technician and Carrier CCN controls technician. Randy is responsible for project work that is installed and delivers the promises made to our clients.

Dana Bray – Journeyman Mechanic.
Fifteen years in commercial HVAC as field service technician.. Dana has a strong background in DDC controls, including VRF systems and Carrier IVu. He also has a background in refrigeration and VFDs.

Tim Lane – Manager, Sheetmetal Estimator
Twenty-two years in commercial HVAC as a sheet metal Installer and Estimator. Tim is responsible for application and estimation of design and spec work. Tim is also familiar with large package units, fan coils and split systems for any type of installation. Tim has worked in hospitals, schools, police and fire departments as well as other types of commercial and industrial buildings.

Sincerely,

Thomas Feyka, President

5351.2 1.3 CORPORATE ORGANIZATIONAL CHART

1.3 *Present an organization chart showing the key personnel for the project. Provide resumes of key personnel showing education, work experience and other credentials appropriate to performing the services.*

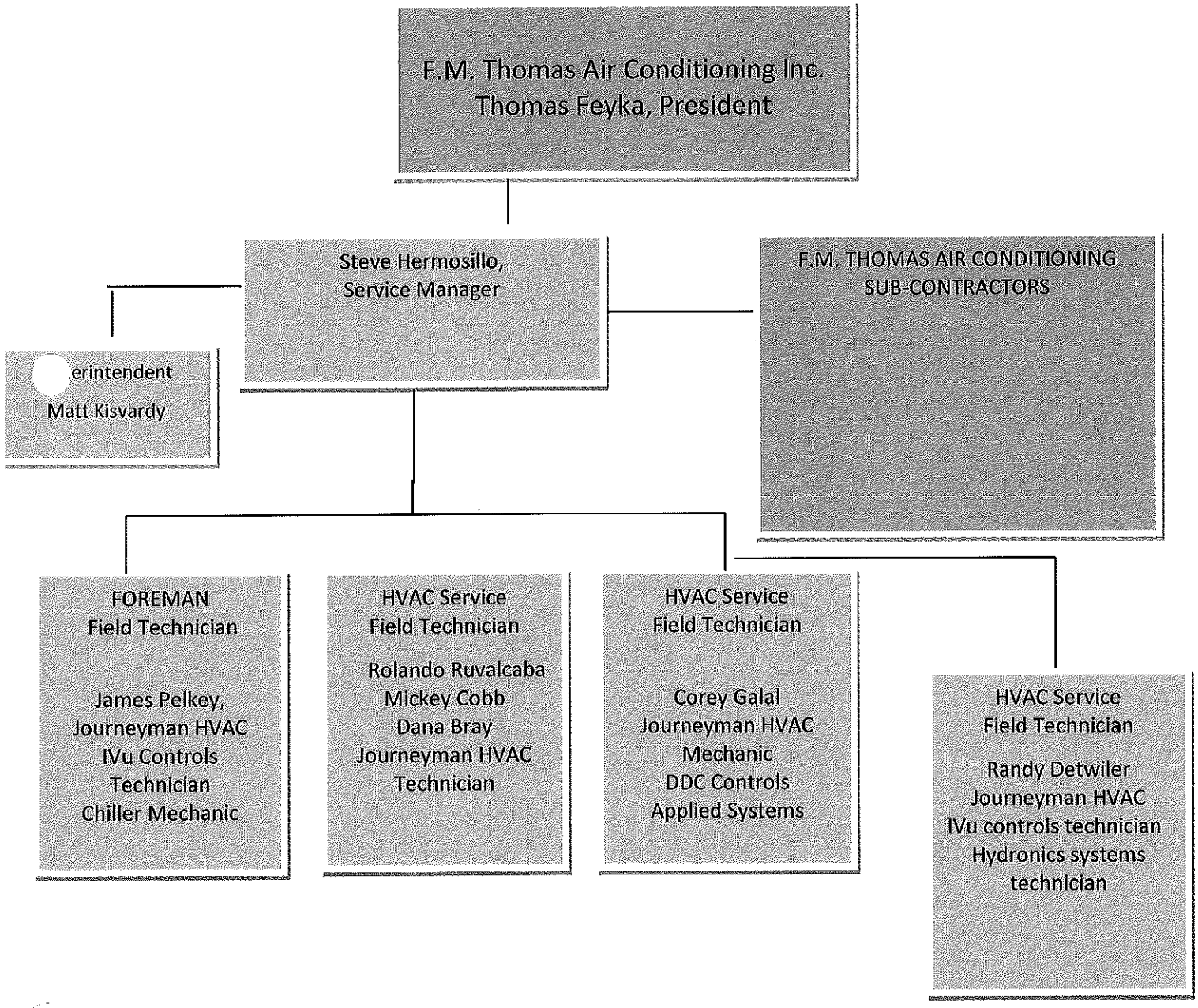

RATE SCHEDULE 2022

BIDDER CERTIFIES BELOW THAT ALL RATES INCLUDE THE CURRENT CA DIR PREVAILING WAGE FOR JOURNEY-LEVEL CLASSIFICATIONS AND PROPOSED TECHNICIANS ARE FULL-TIME, PERMANENT STAFF OF THE BIDDER.

F.M. THOMAS AIR CONDITIONING

Thomas Feyka, President

Billing Rate Form

hourly billing rates for Technicians and Material/Rental mark-ups.

Line Item No.	Service Request/Work Orders – 24-hour on-site response	Hourly Rate
	CITY OF GARDENA	
1	Journeyman Technician Regular hourly rate (M-F) 7am 3.30 pm (1st 8 hours)	$155.00
2	Journeyman Technician Overtime hourly rate	$232.50
3	Journeyman Technician Holiday hourly rate	$300.00
4	Controls Regular hourly rate	$175.00
5	Controls Overtime hourly rate	$260.00
6	Controls Holiday hourly rate	$330.00
	For informational purposes only:	**Percentage**
7	Material Mark-up	20%
8	Rental Mark-up	15%
	Special Charges	
9	refrigerant waste disposal	$50.00
10	acid test kit	$21.50
11	truck charge (per service call)	$45.00
12	A-frame	$250.00
13	Rodding machine	$250.00
14	welding (silver sodder)	$85.00
15	welding	$78.75
16	Mapp gas	$29.50
17	Nitrogen	$57.00
18	CO2	$37.50
19	Refrigerant recovery 31# and over	$375.00
20	Refrigerant recovery 30# and under	$100.00
21	computer access	$90.00

F.M. THOMAS AIR CONDITIONING, INC.

Contractor's License #313574 231 Gemini Avenue, Brea, CA 92821

(800) 660-0891 FAX (714) 738-0886 (714) 738-1062 www.fmthomas.com

F M T * * MEANS * * SERVICE

Brea Sales Office 800-660-0891
La Quinta Sales Office 760-564-6060

F.M. Thomas Air Conditioning
Reference Sheet 2022

May 11, 2022

City of Los Angeles – General Services Division
Kevin Davis, HVAC Supervisor
General Services Division
14832 Raymer St
Van Nuys, Ca 91405
Telephone: 213-272-8077
kevin.davis@lacity.org

Services:
- HVAC Service/Repair/Sheetmetal Duct System
- Honeywell Automation, Installation and Repair
- Direct Expansion Piping
- Chilled/Condenser/Hot Water Piping
- Chiller Services – Annuals/Service/Overhaul
- DDC controls installation and service – Carrier
- Daikin VRF controls service and installation
- NTE $13M / year Job Order Contract

City of Los Angeles – Parks and Recreation
Paul Jewett, HVAC Supervisor
Parks and Recreation
6335 Woodley Avenue
Van Nuys, CA 91406
Telephone: 213-473-8086
paul.jewett@lacity.org

Services:
- HVAC Service/Repair/Sheetmetal Duct System
- Honeywell Automation, Installation and Repair
- Direct Expansion Piping

- Chilled/Condenser/Hot Water Piping
- Chiller Services – Annuals/Service/Overhaul
- Carrier Chiller Logic to Honeywell BAS
- NTE $3M / year Job Order Contract

Loma Linda University

Gary Olton, Engineering foreman
10935 Parkland Ave
Loma Linda, Ca 92350
C# 909-558-4558

Services:

- HVAC service and repair, on-call
- HVAC emergency response
- Water pump retrofit and repair
- Installation of package units and ductwork

Spa Resort Casino

Rebecca Graves, Director Facilities
401 East Amado Road
Palm Springs, Ca
C# 760-275-0857

Services:

- HVAC services variable frequency drive replacements
- Replacement of air cooled condensers
- HVAC emergency response

City of Downey

Joseph Kekula, Director of Facilities
11111 Brookshire Ave,
Downey, Ca 90241
Telephone: 562-904-7196
jkekula@downeyca.org

Services:

- HVAC Maintenance Program City Wide
- HVAC Retrofit of Heaters and Fans
- Pneumatic and DDC controls service and maintenance
- HVAC Service and Repairs
- Equipment Replacement as needed
- Energy retrofit services

- $44,000/ year PM 2013 - Present

City of La Mirada

Mark Veitch, Facilities Director
13710 La Mirada Blvd
La Mirada, Ca
Telephone: 714-357-2131
mveitch@cityoflamirada.org

Services:

- HVAC Maintenance Program City Wide
- HVAC Retrofit of Heaters and Fans
- Pneumatic and DDC controls service and maintenance
- HVAC Service and Repairs
- Equipment Replacement as needed
- Energy retrofit services
- PM $22,000 / year 2017 – Present

City of Huntington Park

Mario Lopez
6556 Miles Ave, Huntington Park, Ca 90255
Telephone: 562-271-3663

Services:

- HVAC Maintenance Program
- HVAC Retrofit of Heaters and Fans
- HVAC Service and Repairs
- $17,000 / year 2017 - Present

City of Placentia

Luis Estevez, Direct of Public Works
401 E. Chapman, Placentia, Ca 92870
Telephone: 714-993-8254

Services:

- HVAC Service/Repair/Air Conditioning Maintenance Agreement
- Honeywell Automation, City Hall
- Replacement HVAC Systems
- Cooling Towers and Pumps
- ABB Drives, Repair and Replacement
- Package Unit Repairs
- Total contract NTE $213,000 2018-2019

Segerstrom Center for the Performing Arts (Orange County Performing Arts Center)

Brian Keating, Chief Engineer
600 Town Center Dr
Costa Mesa, Ca 92626
Telephone: 714-556-2122 x4010

Services:

- Carrier Compressor Overhaul
- Major Retrofit, New Evaporative Condensers
- HVAC Maintenance
- VFD Service/Replacement (ABB)

City of Costa Mesa

Daniel Jojola
77 Fair Dr
Costa Mesa, Ca 92628
Telephone: 714-925-7314
Daniel.jojola@costamesaca.gov

Services:

- Full maintenance coverage on City HVAC systems
- Equipment replacement as needed
- Quarterly and annual maintenance services
- Full coverage contract $100,000 / year 2013 - Present

El Dorado Country Club

Jesse Badillo, Maintenance Supervisor
46000 Fairway Drive
Indian Wells, Ca
760-423-1533
C# 760-250-5605

Services:

- Design/installation of cooling services
- PM services
- Emergency response services

Desert Regional Medical Center

Steve Ballard, Director
450 N. Indian Canyon Dr.
Palm Springs, Ca
760-323-6510

Services:

- Chiller services, PM and overhaul
- Replace large tonnage compressors
- Replace direct expansion evaporative condenser
- Pneumatic controls services
- Air handler services and repairs
- All-hours emergency HVAC response
- After-hours heating system repairs

KESQ Channel 2 and 3

John Cook, Chief Engineer
31276 Durham Way
1000 Palms, Ca
C# 760-218-0850

Services:

- Design, install and service Honeywell controls system
- Chiller services
- PM services as requested
- Emergency HVAC response
- PM $50,000 / year

Augustine Casino

Dan Ferguson, Director
84-001 Avenue 54
Coachella, Ca
C# 760-600-0035

Services:

- Replaced 300 tons of rooftop Trane package A/C units
- HVAC repairs including compressors
- Replace 16 roof exhaust fans

ACORD®

CERTIFICATE OF LIABILITY INSURANCE

DATE (MM/DD/YYYY): 3/29/2022

THIS CERTIFICATE IS ISSUED AS A MATTER OF INFORMATION ONLY AND CONFERS NO RIGHTS UPON THE CERTIFICATE HOLDER. THIS CERTIFICATE DOES NOT AFFIRMATIVELY OR NEGATIVELY AMEND, EXTEND OR ALTER THE COVERAGE AFFORDED BY THE POLICIES BELOW. THIS CERTIFICATE OF INSURANCE DOES NOT CONSTITUTE A CONTRACT BETWEEN THE ISSUING INSURER(S), AUTHORIZED REPRESENTATIVE OR PRODUCER, AND THE CERTIFICATE HOLDER.

IMPORTANT: If the certificate holder is an ADDITIONAL INSURED, the policy(ies) must have ADDITIONAL INSURED provisions or be endorsed. If SUBROGATION IS WAIVED, subject to the terms and conditions of the policy, certain policies may require an endorsement. A statement on this certificate does not confer rights to the certificate holder in lieu of such endorsement(s).

PRODUCER
Bowermaster & Associates
P.O. Box 6026
10805 Holder St Suite 350
Cypress CA 90630

CONTACT NAME: Melissa Altergott
PHONE (A/C, No, Ext): 714-733-6200 FAX (A/C, No):
E-MAIL ADDRESS: maltergott@bowermaster.com

INSURER(S) AFFORDING COVERAGE	NAIC #
INSURER A : Valley Forge Insurance Company	20508
INSURER B : Continental Casualty Co.	20443
INSURER C : Insurance Company of the West	27847
INSURER D :	
INSURER E :	
INSURER F :	

INSURED FMTHOMA-01
FM Thomas Air Conditioning, Inc.
231 Gemini Ave
Brea CA 92821

COVERAGES CERTIFICATE NUMBER: 1414017995 REVISION NUMBER:

THIS IS TO CERTIFY THAT THE POLICIES OF INSURANCE LISTED BELOW HAVE BEEN ISSUED TO THE INSURED NAMED ABOVE FOR THE POLICY PERIOD INDICATED. NOTWITHSTANDING ANY REQUIREMENT, TERM OR CONDITION OF ANY CONTRACT OR OTHER DOCUMENT WITH RESPECT TO WHICH THIS CERTIFICATE MAY BE ISSUED OR MAY PERTAIN, THE INSURANCE AFFORDED BY THE POLICIES DESCRIBED HEREIN IS SUBJECT TO ALL THE TERMS, EXCLUSIONS AND CONDITIONS OF SUCH POLICIES. LIMITS SHOWN MAY HAVE BEEN REDUCED BY PAID CLAIMS.

INSR LTR	TYPE OF INSURANCE	ADDL INSD	SUBR WVD	POLICY NUMBER	POLICY EFF (MM/DD/YYYY)	POLICY EXP (MM/DD/YYYY)	LIMITS	
A	X COMMERCIAL GENERAL LIABILITY CLAIMS-MADE / X OCCUR GEN'L AGGREGATE LIMIT APPLIES PER: X POLICY / PRO-JECT / LOC OTHER:			6057223216	4/1/2022	4/1/2023	EACH OCCURRENCE	$ 1,000,000
							DAMAGE TO RENTED PREMISES (Ea occurrence)	$ 100,000
							MED EXP (Any one person)	$ 15,000
							PERSONAL & ADV INJURY	$ 1,000,000
							GENERAL AGGREGATE	$ 2,000,000
							PRODUCTS - COMP/OP AGG	$ 2,000,000
								$
	AUTOMOBILE LIABILITY X ANY AUTO OWNED AUTOS ONLY / SCHEDULED AUTOS X HIRED AUTOS ONLY / X NON-OWNED AUTOS ONLY			6057258063	4/1/2022	4/1/2023	COMBINED SINGLE LIMIT (Ea accident)	$ 1,000,000
							BODILY INJURY (Per person)	$
							BODILY INJURY (Per accident)	$
							PROPERTY DAMAGE (Per accident)	$
								$
B	X UMBRELLA LIAB / X OCCUR EXCESS LIAB / CLAIMS-MADE DED / X RETENTION $ 10,000			6057258077	4/1/2022	4/1/2023	EACH OCCURRENCE	$ 4,000,000
							AGGREGATE	$ 4,000,000
								$
C	WORKERS COMPENSATION AND EMPLOYERS' LIABILITY ANYPROPRIETOR/PARTNER/EXECUTIVE OFFICER/MEMBER EXCLUDED? Y / N (Mandatory in NH) If yes, describe under DESCRIPTION OF OPERATIONS below	N / A		WSD505258302	1/1/2022	1/1/2023	X PER STATUTE / OTH-ER	
							E.L. EACH ACCIDENT	$ 1,000,000
							E.L. DISEASE - EA EMPLOYEE	$ 1,000,000
							E.L. DISEASE - POLICY LIMIT	$ 1,000,000

DESCRIPTION OF OPERATIONS / LOCATIONS / VEHICLES (ACORD 101, Additional Remarks Schedule, may be attached if more space is required)
Evidence of Coverage

CERTIFICATE HOLDER

FM Thomas Air Conditioning, Inc.
231 Gemini Ave
Brea CA 92821

CANCELLATION

SHOULD ANY OF THE ABOVE DESCRIBED POLICIES BE CANCELLED BEFORE THE EXPIRATION DATE THEREOF, NOTICE WILL BE DELIVERED IN ACCORDANCE WITH THE POLICY PROVISIONS.

AUTHORIZED REPRESENTATIVE

© 1988-2015 ACORD CORPORATION. All rights reserved.

The ACORD name and logo are registered marks of ACORD

STATE OF CALIFORNIA
dca
DEPARTMENT OF CONSUMER AFFAIRS

CONTRACTORS
STATE LICENSE BOARD
ACTIVE LICENSE

License Number **313574**

Entity CORP

Business Name F M THOMAS AIR CONDITIONING INC

Classification(s) C-4 C20 C38 B C36

Expiration Date 02/28/2023

www.cslb.ca.gov

Contractor Information

Legal Entity Name
FM THOMAS AIR CONDITIONING INC
Legal Entity Type
Corporation
Status
Active
Registration Number
1000003383
Registration effective date
7/1/2022
Registration expiration date
6/30/2024
Mailing Address
231 GEMINI AVE BREA 92821 CA United States of America
Physical Address
231 GEMINI AVE BREA 92821 CA United States of America
Email Address
Trade Name/DBA
FM THOMAS AIR CONDITIONING INC
License Number(s)
CSLB:313574
CSLB:313574

Registration History

Effective Date	Expiration Date
6/25/2018	6/30/2019
6/23/2017	6/30/2018
6/24/2016	6/30/2017
6/9/2015	6/30/2016
12/26/2014	6/30/2015
7/1/2019	6/30/2020
7/1/2020	6/30/2022
7/1/2022	6/30/2024

State of California
Secretary of State

S

Statement of Information
(Domestic Stock and Agricultural Cooperative Corporations)
FEES (Filing and Disclosure): $25.00.
If this is an amendment, see instructions.
IMPORTANT – READ INSTRUCTIONS BEFORE COMPLETING THIS FORM

G768718

FILED

In the office of the Secretary of State of the State of California

JUL-02 2019

This Space for Filing Use Only

1. CORPORATE NAME
F. M. THOMAS AIR CONDITIONING, INC.

2. CALIFORNIA CORPORATE NUMBER
C0755790

No Change Statement (Not applicable if agent address of record is a P.O. Box address. See instructions.)

3. If there have been any changes to the information contained in the last Statement of Information filed with the California Secretary of State, or no statement of information has been previously filed, this form must be completed in its entirety.
☑ If there has been no change in any of the information contained in the last Statement of Information filed with the California Secretary of State, check the box and proceed to Item 17.

Complete Addresses for the Following (Do not abbreviate the name of the city. Items 4 and 5 cannot be P.O. Boxes.)

4. STREET ADDRESS OF PRINCIPAL EXECUTIVE OFFICE	CITY	STATE	ZIP CODE
5. STREET ADDRESS OF PRINCIPAL BUSINESS OFFICE IN CALIFORNIA, IF ANY	CITY	STATE	ZIP CODE
6. MAILING ADDRESS OF CORPORATION, IF DIFFERENT THAN ITEM 4	CITY	STATE	ZIP CODE

Names and Complete Addresses of the Following Officers (The corporation must list these three officers. A comparable title for the specific officer may be added; however, the preprinted titles on this form must not be altered.)

7. CHIEF EXECUTIVE OFFICER/	ADDRESS	CITY	STATE	ZIP CODE
8. SECRETARY	ADDRESS	CITY	STATE	ZIP CODE
9. CHIEF FINANCIAL OFFICER/	ADDRESS	CITY	STATE	ZIP CODE

Names and Complete Addresses of All Directors, Including Directors Who are Also Officers (The corporation must have at least one director. Attach additional pages, if necessary.)

10. NAME	ADDRESS	CITY	STATE	ZIP CODE
11. NAME	ADDRESS	CITY	STATE	ZIP CODE
12. NAME	ADDRESS	CITY	STATE	ZIP CODE

13. NUMBER OF VACANCIES ON THE BOARD OF DIRECTORS, IF ANY:

Agent for Service of Process If the agent is an individual, the agent must reside in California and Item 15 must be completed with a California street address, a P.O. Box address is not acceptable. If the agent is another corporation, the agent must have on file with the California Secretary of State a certificate pursuant to California Corporations Code section 1505 and Item 15 must be left blank.

14. NAME OF AGENT FOR SERVICE OF PROCESS

15. STREET ADDRESS OF AGENT FOR SERVICE OF PROCESS IN CALIFORNIA, IF AN INDIVIDUAL CITY STATE ZIP CODE

Type of Business

16. DESCRIBE THE TYPE OF BUSINESS OF THE CORPORATION

17. BY SUBMITTING THIS STATEMENT OF INFORMATION TO THE CALIFORNIA SECRETARY OF STATE, THE CORPORATION CERTIFIES THE INFORMATION CONTAINED HEREIN, INCLUDING ANY ATTACHMENTS, IS TRUE AND CORRECT.

07/02/2019	THOMAS FEYKA	PRESIDENT	
DATE	TYPE/PRINT NAME OF PERSON COMPLETING FORM	TITLE	SIGNATURE

APPROVED BY SECRETARY OF STATE

Printed on: 10/21/2020 1:59:25 PM

To verify most current certification status go to: https://www.caleprocure.ca.gov

CALIFORNIA DEPARTMENT OF GENERAL SERVICES

Office of Small Business & DVBE Services

Certification ID: 29235

Legal Business Name:
F M THOMAS AIR CONDITIONING INC

Doing Business As (DBA) Name 1:
F M THOMAS AIR CONDITIONING INC

Doing Business As (DBA) Name 2:

Address:
231 GEMINI AVE
BREA
CA 92821

Email Address:
mfeyka@fmthomas.com

Business Web Page:
http://www.fmthomas.com

Business Phone Number:
800/660-0891

Business Fax Number:
714/738-0886

Business Types:
Construction , Service

Certification Type	Status	From	To
SB	Approved	09/16/2020	09/30/2022

Stay informed! KEEP YOUR CERTIFICATION PROFILE UPDATED!
-LOG IN at CaleProcure.CA.GOV

Questions?
Email: OSDSHELP@DGS.CA.GOV
Call OSDS Main Number: 916-375-4940
707 3rd Street, 1-400, West Sacramento, CA 95605

CONGRATULATIONS – Print and Save your OCLSB Certificate! Your business is now certified and ready to compete in a County competitive solicitation process as an Orange County Local Small Business.

THE COMPANY LISTED ON THIS CERTIFICATE MEETS THE COUNTY OF ORANGE CERTIFICATION REQUIREMENTS AS AN OCLSB

OCLSB CERTIFICATE EXPIRATION DATE:	9/30/2022
CERTIFICATE ID:	29235
LEGAL COMPANY NAME:	F M THOMAS AIR CONDITIONING INC
DOING BUSINESS AS (DBA) NAME 1:	F M THOMAS AIR CONDITIONING INC
DOING BUSINESS AS (DBA) NAME 2:	
COMPANY HEADQUARTERS ADDRESS:	231 GEMINI AVE BREA, CA 92821
COMPANY PHONE NUMBER:	714/738-1062
COMPANY EMAIL:	mfeyka@fmthomas.com
COMPANY FAX NUMBER:	7147380886
COMPANY WEB ADDRESS	http://www.fmthomas.com
SERVICE AREA	Orange

F.M. THOMAS AIR CONDITIONING, INC.
YOUR COMMERCIAL SERVICE & CONTROLS SPECIALISTS . . . Since 1974
Contractor License #313574
DIR #1000003383
Tel. 800.660.0891
Fax: 714.738.0886
www.fmthomas.com

October 12, 2021

FM Thomas Air Conditioning Inc
Corporate Resolution
Re: Single Corporate Officer Signature

In attendance:

Tom Feyka, President
Carolyn Feyka, Sec/Treasurer
Mike Feyka, Vice-President

Matter(s) of Discussion:

- Provide Board approval for Tom Feyka, as its President, to be single binding signature for FM Thomas Air Conditioning Inc on all contracts and documents

Motion was presented and unanimously approved

Resolution is passed. The passage of this resolution will serve as proof of single signature authorization for contracts and documents by its President, Tom Feyka

_____ Tom Feyka, President October 12, 2021

_____ Carolyn Feyka, Sec/Treasurer October 12, 2021

_____ Mike Feyka, Vice-President October 12, 2021

CALIFORNIA ACKNOWLEDGMENT **CIVIL CODE § 1189**

A notary public or other officer completing this certificate verifies only the identity of the individual who signed the document to which this certificate is attached, and not the truthfulness, accuracy, or validity of that document.

State of California
County of Orange }

On 5/10/22 before me, Renee Ritchie, Notary Public,
Date *Here Insert Name and Title of the Officer*

personally appeared Thomas, Carolyn & Michael Fayton
Name(s) of Signer(s)

who proved to me on the basis of satisfactory evidence to be the person(s) whose name(s) is/are subscribed to the within instrument and acknowledged to me that he/she/they executed the same in his/her/their authorized capacity(ies), and that by his/her/their signature(s) on the instrument the person(s), or the entity upon behalf of which the person(s) acted, executed the instrument.

RENEE RITCHIE
Notary Public - California
Orange County
Commission # 2367140
My Comm. Expires Jul 22, 2025

Place Notary Seal and/or Stamp Above

I certify under PENALTY OF PERJURY under the laws of the State of California that the foregoing paragraph is true and correct.

WITNESS my hand and official seal.

Signature Renee Ritchie
Signature of Notary Public

OPTIONAL

Completing this information can deter alteration of the document or fraudulent reattachment of this form to an unintended document.

Description of Attached Document

Title or Type of Document: _____

Document Date: _____ Number of Pages: _____

Signer(s) Other Than Named Above: _____

Capacity(ies) Claimed by Signer(s)

Signer's Name: _____	Signer's Name: _____
☐ Corporate Officer – Title(s): _____	☐ Corporate Officer – Title(s): _____
☐ Partner – ☐ Limited ☐ General	☐ Partner – ☐ Limited ☐ General
☐ Individual ☐ Attorney in Fact	☐ Individual ☐ Attorney in Fact
☐ Trustee ☐ Guardian or Conservator	☐ Trustee ☐ Guardian or Conservator
☐ Other: _____	☐ Other: _____
Signer is Representing: _____	Signer is Representing: _____

©2018 National Notary Association

DEPARTMENT of GENERAL SERVICES
1717 WEST 162nd STREET / GARDENA, CALIFORNIA 90247-3778 / WWW.CITYOFGARDENA.ORG / PHONE (310) 217-9568

NOTICE OF EXEMPTION

TO: ☐ Office of Planning & Research
1400 Tenth Street
Sacramento, CA 95814

☐ County Clerk / Registrar Recorder
ATTN: Environmental Filings Clerk
12400 East Imperial Highway, Room 1101
Norwalk, CA 90650

Project Title: Preventative Maintenance and Repair Services for HVAC.
Project Location (Specific): Various 13 city facilities: City Hall, PD, NCC, Human Services, Rush Gym, P.W., Justin Plaza, Johnson Park, Rowley Park, Mas Fukai Park, Bell Park, Freeman Park, & Thornburg Park.

Project Location (City): Gardena **Location (County)**: Los Angeles County

Description of nature, purpose and beneficiaries of project: On-going preventative maintenance services for HVAC systems. Beneficiary: staff and general public

Name of public agency approving project: City of Gardena

Name of person or agency carrying out project: City of Gardena

Exempt Status: (Check One)

☐ Ministerial: (P.R.C. Sec. 21080[b][1]; Guidelines Sec. 15268)
☐ Declared Emergency: (P.R.C. Sec. 21080[b][3]; Guidelines Sec. 15269[a])
☐ Emergency Project (P.R.C. Sec. 21080[b][4]; Guidelines Sec. 15269[b][c])
x Categorical Exemption: Section 15301 Class 1, Maintenance of Existing Facilities
☐Other: Guidelines Sec. 15301):

Reason why project is exempt: Maintenance of existing facilities

Contact person: Kevin Kwak **Telephone**: 310-217-9643

If filed by applicant:
1. Attach certified document of exempting finding.
2. Has a notice of exemption been filed by the public agency approving the project? ☐ Yes ☐ No

Date received for filing:

Clint Osorio Date
Environmental Quality Officer

NOTE: Exempt from Dept. of Fish & Game Wildlife Fee in accordance with de minimis impact finding (735.5[c])

TASHA CERDA, Mayor / RODNEY G. TANAKA, Mayor Pro Tem
MARK E. HENDERSON, Councilmember / ART KASKANIAN, Councilmember / DAN MEDINA, Councilmember
MINA SEMENZA, City Clerk / J. INGRID TSUKIYAMA, City Treasurer / EDWARD MEDRANO, City Manager / PETER L. WALLIN, City Attorney

City of Gardena

Gardena City Council Meeting
AGENDA REPORT SUMMARY

Agenda Item No. 19.A
Section: COUNCIL ITEMS
Meeting Date: October 25, 2022

TO: THE HONORABLE MAYOR AND MEMBERS OF THE GARDENA CITY COUNCIL

AGENDA TITLE: Consideration of Establishing an Ad Hoc Committee to Provide Recommendations to the City Council on the Use of Grant Funds for the Gardena Boulevard Revitalization Program

COUNCIL ACTION REQUIRED:
Staff respectfully recommends that Council provide direction on establishing an Ad Hoc Committee.

RECOMMENDATION AND STAFF SUMMARY:
At the City Council Meeting held on October 11, 2022, staff received a Council directive to determine the feasibility of establishing an Ad Hoc Committee to receive input from the business community on the use of the $2M grant funds recently received for the Gardena Boulevard Revitalization Program.

Staff looked into other Cities that have established Ad Hoc Committees for various matters. It was determined that a common way of establishing an Ad Hoc Committee is having the City Council choose two members of the Council to serve as Committee Members. In addition, a staff member is usually assigned to provide administrative support but does not take part in discussions or formulating recommendations. An Ad Hoc Committee is normally given the responsibility of providing recommendations to the entire City Council after having conducted their research and discussions on the task or matters assigned to them by the Council. The Gardena Boulevard Revitalization Program is focused on incubating new small businesses and providing support to local businesses along Gardena Boulevard by providing programs such as façade improvements, minor capital upgrades, start-up costs, and other needed funding to support small businesses.

An Ad Hoc Committee may or may not conduct meetings in an open setting and may seek input from certain members of the community or with professionals approved by the Council to assist in their research. At the conclusion of their meetings, the Committee should be prepared to provide a full report to the City Council at a public meeting with their final findings and recommendations, as well as providing time for questions and answers from the entire City Council and the public. An Ad Hoc Committee is expected to be dissolved once its specific task has been completed.

In conclusion, staff respectfully recommends that Council provide direction on establishing an Ad Hoc Committee for the use of the $2M for the Gardena Boulevard Revitalization Program.

FINANCIAL IMPACT/COST:

Not Applicable

ATTACHMENTS:

APPROVED:

_____

Clint Osorio, City Manager