



GARDENA CITY COUNCIL

Regular Meeting Notice and Agenda

Council Chamber at City Hall

1700 West 162nd Street, Gardena, California

Website: www.cityofgardena.org

Tuesday, March 25, 2025

Closed Session 7:00 p.m.

Open Session 7:30 p.m.

TASHA CERDA, *Mayor*

RODNEY G. TANAKA, *Mayor Pro Tem*

MARK E. HENDERSON, *Council Member*

PAULETTE C. FRANCIS, *Council Member*

WANDA LOVE, *Council Member*

MINA SEMENZA, *City Clerk*

GUY H. MATO, *City Treasurer*

CLINT OSORIO, *City Manager*

CARMEN VASQUEZ, *City Attorney*

LISA KRANITZ, *Assistant City Attorney*

If you would like to participate in this meeting, you can participate via the following options:

1. **VIEW THE MEETING live on SPECTRUM CHANNEL 22 or ONLINE at**
youtube.com/CityofGardena
2. **PARTICIPATE BEFORE THE MEETING** by emailing the Deputy City Clerk at publiccomment@cityofgardena.org by 5:00p.m. on the day of the meeting and write "Public Comment" in the subject line.
3. **ATTEND THE MEETING IN PERSON**

PUBLIC COMMENT: The City Council will hear from the public on any item on the agenda or any item of interest that is not on the agenda at the following times:

- Agenda Items – At the time the City Council considers the item or during Oral Communications
- Non-agenda Items – During Oral Communications
- Public Hearings – At the time for Public Hearings listed on the Agenda

If you wish to address the Council, please complete a "Speaker Request" form and present it to the City Clerk or Sergeant of Arms. You will be called to the podium by name when it is your turn to address the Council. The City Council cannot legally take action on any item not scheduled on the Agenda. Such items may be referred for administrative action or scheduled on a future Agenda. Members of the public wishing to address the City Council will be given three (3) minutes to speak.

4. The City of Gardena, in complying with the Americans with Disabilities Act (ADA), requests individuals who require special accommodations to access, attend and/or participate in the City meeting due to disability, to please contact the City Clerk's Office by phone (310) 217-9565 or email cityclerk@cityofgardena.org at least 24 business hours prior to the scheduled general meeting to ensure assistance is provided. Assistive listening devices are available.

STANDARDS OF BEHAVIOR THAT PROMOTE CIVILITY AT ALL PUBLIC MEETINGS

- Treat everyone courteously;
- Listen to others respectfully;
- Exercise self-control;
- Give open-minded consideration to all viewpoints;
- Focus on the issues and avoid personalizing debate; and
- Embrace respectful disagreement and dissent as democratic rights, inherent components of an inclusive public process, and tools for forging sound decisions

Thank you for your attendance and cooperation

1. ROLL CALL

PUBLIC COMMENT ON CLOSED SESSION

2. CLOSED SESSION

- 2.A CONFERENCE WITH LEGAL COUNSEL- EXISTING LITIGATION
Government Code Section 54956.9(d)(1)
Edward Medrano v. City of Gardena
WCAB NO: ADJ18722621 and ADJ16893586
- 2.B CONFERENCE WITH LEGAL COUNSEL- EXISTING LITIGATION
Government Code Section 54956.9(d)(1)
Sherri Sheffield v. City of Gardena
WCAB NO: ADJ16831317 and ADJ17001258
- 2.C CONFERENCE WITH LEGAL COUNSEL- EXISTING LITIGATION
Government Code Section 54956.9(d)(1)
Michael Nguyen v. City of Gardena
WCAB NO: ADJ18114652
- 2.D CONFERENCE WITH LEGAL COUNSEL- EXISTING LITIGATION
Government Code Section 54956.9(d)(1)
Derrick Jones v. City of Gardena
WCAB NO: ADJ16338485
- 2.E CONFERENCE WITH LEGAL COUNSEL- EXISTING LITIGATION
Government Code Section 54956.9(d)(1)
City of Gardena v. County of Los Angeles, et al.
Los Angeles Superior Court Case No. 24STCP03577
- 2.F CONFERENCE WITH LEGAL COUNSEL- EXISTING LITIGATION
Government Code Section 54956.9(d)(1)
Michael Sargent v. City of Gardena, et al.
Los Angeles Superior Court Case No. 23TRCV03283

- 2.G CONFERENCE WITH LEGAL COUNSEL- EXISTING LITIGATION
Government Code Section 54956.9(d)(1)
Mariya Wrightsman v. City of Gardena, et al.
Los Angeles Superior Court Case No. 23STCP04453

CITY ATTORNEY REPORT OUT OF CLOSED SESSION

3. **PLEDGE OF ALLEGIANCE**

156th Street Elementary School

4. **INVOCATION**

Joyce S. Watanabe
Baha'i Faith

5. **PRESENTATIONS**

5.A Recognition of Public Works Staff for Completing two (2) Railroad Crossing Projects

5.B Certificate of Commendation in Special Recognition of Retirement and Long-Time Service to the City of Gardena:

1. Daniel Le - Transit Mechanic with the Transportation Department - 15 years

3. Tonya Hill - Bus Operator with the Transportation Department - 25 years

[Recognition-Employee Retirement.pdf](#)

5.C Certificate of Recognition to Louis Enriquez for his service to the community as a Member of the Gardena Economic Business Advisory Commission

[Recog-outgoing Commissioner - L. Enriquez.pdf](#)

5.D Greater Los Angeles County Vector Control District Presentation - *Presentation to be given by Caroline Gongora, Public Information Coordinator with the Greater Los Angeles County Vector Control District*

5.E Boards & Commissions Presentation - Beautification Commission

5.F Gardena Events Video Presentation

6. **PROCLAMATIONS**

6.A "Fair Housing Month" April 2025 (*To be accepted by members of the Fair Housing Foundation*)

[Proclamation - Fair Housing 2025.pdf](#)

7. **APPOINTMENTS**

- 7.A Council Appointments to Commissions, Committees, Councils and Boards)
(Appointees to be Ratified and Sworn In)

Rent Mediation Board - Owner Representative - Annie Roddy
(Appointed by Mayor Pro Tem Rodney Tanaka)

8. **CONSENT CALENDAR**

NOTICE TO THE PUBLIC- Roll Call Vote Required On The Consent Calendar

All matters listed under the Consent Calendar will be enacted by one motion unless a Council Member requests Council discussion, in which case that item will be removed from the Consent Calendar and considered separately following this portion of the agenda.

PUBLIC COMMENT ON CONSENT CALENDAR

- 8.A Waiver of Reading in Full of All Ordinances Listed on this Agenda and that they be
Read by Title Only

CONTACT: CITY CLERK

- 8.B Approve Minutes:
Regular Meeting of the City Council, March 11, 2025

CONTACT: CITY CLERK

[03112025 CC MEETING - FINAL.pdf](#)

- 8.C Approval of Warrants/Payroll Register, March 25, 2025

CONTACT: ADMINISTRATIVE SERVICES

[Warrant-Payroll Register 03-25-25.pdf](#)

- 8.D Monthly Investment Portfolio, February 2025

CONTACT: ADMINISTRATIVE SERVICES

[February 2025 Investment Report.pdf](#)

- 8.E Personnel Report P-2025-6 03-25-25

CONTACT: ADMINISTRATIVE SERVICES

[PERS RPT P-2025-6 3-25-25.pdf](#)

- 8.F [Gardena General Plan Annual Progress Report](#)

CONTACT: COMMUNITY DEVELOPMENT

[Gardena General Plan APR.pdf](#)

[HCD Annual Housing Progress Report.pdf](#)

9. **EXCLUDED CONSENT CALENDAR**

10. **PLANNING & ENVIRONMENTAL QUALITY COMMISSION ACTION SHEET**

10.A MARCH 18, 2025 MEETING

ENVIRONMENTAL ASSESSMENT #18-24 and CONDITIONAL USE PERMIT #8-24

The Planning Commission considered a request for a conditional use permit, to operate an amusement arcade within an existing commercial tenant space within the General Commercial (C-3) zoning district, in accordance with Section 18.32.030.H of the Gardena Municipal Code. The project was considered categorical exemption pursuant to CEQA Guidelines Section 15301, as an existing facilities project and Section 15061(b)(3).

Applicant: Wawa Claw LLC (Representative: Matthew Chi)

Project Location: 1425 W. Artesia Blvd

Commission Action: The Planning Commission approved Resolution No. PC 4-25, by a vote of 5-0, approving Conditional Use Permit #8-24, subject to the conditions of approval presented by staff with an added condition, and directed staff to file a Notice of Exemption.

City Council Action: Receive and file **OR** call for review by way of two votes from the City Council.

10.B MARCH 18, 2025 MEETING

ENVIRONMENTAL ASSESSMENT #20-24, CONDITIONAL USE PERMIT #9-24

The Planning Commission considered a request for a conditional use permit, to operate an amusement arcade within an existing commercial tenant space within the General Commercial (C-3) zoning district, in accordance with Section 18.32.030.H of the Gardena Municipal Code. The project was considered for categorical exemption pursuant to CEQA Guidelines Section 15301, as an existing facilities project Section 15061 (b)(3).

Applicant: Kiddleton Inc. (Representative: Kanako Nishikawa)

Project Location: 15484 S. Western Avenue

Commission Action: The Planning Commission approved Resolution No. PC 5-25, by a vote of 5-0, approving Conditional Use Permit #9-24, subject to the conditions

of approval presented by staff with an added condition, and directed staff to file a Notice of Exemption.

City Council Action: Receive and file **OR** call for review by way of two votes from the City Council.

[2025_03_18 PCAX.pdf](#)

11. **ORAL COMMUNICATIONS (LIMITED TO A 30-MINUTE PERIOD)**

Oral Communications by the public will be heard for one-half hour at or before 8:30 p.m. or at the conclusion of the last agenda item commenced prior to 8:30 p.m. Oral Communications not concluded at that time shall be resumed at the end of the meeting after Council Reports. Speakers are to limit their remarks to three minutes, unless extended by the Mayor. An amber light will appear to alert the speaker when two minutes are complete, and a red light will appear when three minutes are over. Your cooperation is appreciated.

12. **DEPARTMENTAL ITEMS - ADMINISTRATIVE SERVICES**

- 12.A [Single Audit Report Required for Federally Funded Programs for Fiscal Year Ended June 30, 2024](#)

Staff Recommendation: Receive and File
[Gardena Single Audit Fiscal Year 2024.pdf](#)

13. **DEPARTMENTAL ITEMS - COMMUNITY DEVELOPMENT**

14. **DEPARTMENTAL ITEMS - ELECTED & CITY MANAGER'S OFFICES**

- 14.A [Approval of One-Year Agreement with Townsend Public Affairs, Inc. for Legislative Advocacy and Grant Funding Services in the amount of \\$84,000](#)

Staff Recommendation: Approve Agreement
[townsend public affairs psa 2-13-25.pdf](#)
[TPA City Council Presentation March 2025.pdf](#)

15. **DEPARTMENTAL ITEMS - POLICE**

16. **DEPARTMENTAL ITEMS - PUBLIC WORKS**

- 16.A [Approve the Installation of Gardena Decorative Street Lighting by Southern California Edison \(SCE\), JN 506, on Gardena Boulevard between Vermont Avenue to Western Avenue and 162nd Street between Denker Avenue to Western Avenue, Authorize the City Manager to execute the SCE Application and Contract in a form approved by the City Attorney in the amount of \\$182,000, Declare California Environmental Quality Act \(CEQA\) Exemption and Approve the Remaining Budget of \\$47,000 as a Project Contingency](#)

Staff Recommendations:

- **Approve Project Installation by SCE with Chosen Color for Fixture**
- **Authorize City Manager to Execute the Application & Contract with SCE**
- **Declare CEQA Exemption**
- **Approve Project Contingency**

[Exhibit A_JN 506 SCE Streetlights & Images.pdf](#)

[Exhibit B_JN 506 Project Location Map.pdf](#)

[Exhibit C_JN 506 SCE Streetlight Mapping.pdf](#)

[JN 506 CEQA NOE.pdf](#)

17. **DEPARTMENTAL ITEMS - RECREATION & HUMAN SERVICES**

18. **DEPARTMENTAL ITEMS - TRANSPORTATION**

19. **COUNCIL ITEMS**

20. **COUNCIL DIRECTIVES**

21. **CITY MANAGER REMARKS RE: DIRECTIVES / COUNCIL ITEMS**

22. **COUNCIL REMARKS**

1. MAYOR PRO TEM TANAKA
2. COUNCIL MEMBER LOVE
3. COUNCIL MEMBER FRANCIS
4. MAYOR CERDA
5. COUNCIL MEMBER HENDERSON

23. **ANNOUNCEMENT(S)**

24. **REMEMBRANCES**

Mrs. Kimiko Nakaoka, 95 years old, former resident of Gardena for many years and wife of former Gardena Mayor Ken Nakaoka;

Mr. Avelino "Cruz" Olivares, former Police Officer with the Gardena Police Department.

25. **ADJOURNMENT**

The Gardena City Council will adjourn to the Closed Session portion of the City Council Meeting at 7:00 p.m. followed by the Regular City Council Meeting at 7:30 p.m. on Tuesday, April 8, 2025.

I hereby certify under penalty of perjury under the laws of the State of California that the foregoing agenda was posted in the City Hall lobby not less than 72 hours prior to the meeting. A copy of said Agenda is available on our website at www.CityofGardena.org.

Dated this 21st day of March 2025

/s/ MINA SEMENZA
MINA SEMENZA, City Clerk

Certificate of Commendation

presented to

Daniel Le

In official acknowledgment and with deep appreciation for an
exemplary, outstanding 15 years of service to

the **City of Gardena** as a

Transit Mechanic

with the


Transportation Department

*We, the Mayor and Members of the City Council of the City of Gardena,
California, are pleased to present this special recognition to you for your
long-time City service, and express our sincere, best wishes for a healthy,
enjoyable, and rewarding retirement, effective January 25, 2025.*



Presented ♦ 25th day of March, 2025


Mayor Tasha Cerda


Councilmember Rodney G. Tanaka


Councilmember Mark E. Henderson


Councilmember Paulette C. Francis


Councilmember Wanda Love

Certificate of Commendation

presented to

Tonya Hill

In official acknowledgment and with deep appreciation for an
exemplary, outstanding 25 years of service to

the **City of Gardena** as a

Bus Operator

with the


Transportation Department


*We, the Mayor and Members of the City Council of the City of Gardena,
California, are pleased to present this special recognition to you for your
long-time City service, and express our sincere, best wishes for a healthy,
enjoyable, and rewarding retirement, effective January 23, 2025.*



Presented ♦ 25th day of March, 2025


Mayor Tasha Cerda


Councilmember Rodney G. Tabaka


Councilmember Mark E. Henderson


Councilmember Paulette C. Francis


Councilmember Wanda Love

Certificate of Recognition

presented to

Louis Enriquez

*In official acknowledgment and genuine appreciation of over 2.5 years
of exemplary, dedicated community leadership and service as a Commissioner for the*


**Gardena Economic Business
Advisory Commission**


~~~~~


*We, the Mayor and Members of the City Council of the City of Gardena, California,  
do hereby deem it a distinct honor and pleasure to commend you for your efforts and to extend  
sincere best wishes for good health, happiness, and well-deserved success in all future endeavors.*

**Presented this 25<sup>th</sup> day of March, 2025**

  
Mayor Tasha Cerda

  
Councilmember Rodney G. Tanaka

  
Councilmember Mark E. Henderson

  
Councilmember Paulette C. Francis

  
Councilmember Wanda Love





# PROCLAMATION

**Whereas**, one of the greatest freedoms enjoyed by Americans is the freedom to live in a home of one's choice; and

**Whereas**, this promise made to us by the Nation's Fair Housing Law, requires that all people be treated equally in connection with the sale or rental of housing, regardless of race, color, national origin, sex, gender identity, disability, sexual orientation, marital status, age, familial status, or religion; and

**Whereas**, this year marks the 57<sup>th</sup> Anniversary of the Federal Fair Housing Act – this original legislation targeting the elimination of housing discrimination in America; and

**Whereas**, since the adoption of the fair housing legislation in April 1968, the month of April has been designated as Fair Housing Month; and further, each year, the U.S. Department of Housing and Urban Development and the Fair Housing Foundation have organized events and activities to focus attention on the issue of equal opportunity in housing;

**Now, Therefore**, I, TASHA CERDA, MAYOR OF THE CITY OF GARDENA, CALIFORNIA, do hereby proclaim **APRIL 2025**, to be

# FAIR HOUSING MONTH

in the City of Gardena and call upon each citizen of this community to support fair housing and equal opportunity in housing efforts by putting into practice the principles of freedom, justice, and equality upon which this great nation was founded.

Dated: 25<sup>th</sup> day of March, 2025

*Tasha Cerda*  
**MAYOR**

**MINUTES**  
**Regular Meeting Notice**  
**Gardena City Council**  
**Tuesday, March 11, 2025**

The Regular Meeting Notice and Agenda of the Gardena City Council of the City of Gardena, California, was called to order at 7:00 PM on Tuesday, March 11, 2025, in the Council Chamber at City Hall 1700 West 162<sup>nd</sup> Street, Gardena, California; Mayor Pro Tem Rodney G. Tanaka presiding.

1. **ROLL CALL**

Present: Mayor Pro Tem Rodney G. Tanaka; Council Member Mark E. Henderson; Council Member Paulette C. Francis; and Council Member Wanda Love. Other City Officials and Employees present: City Manager Clint Osorio; ; City Attorney Carmen Vasquez; City Clerk Mina Semenza; City Treasurer Guy H. Mato and Deputy City Clerk Becky Romero. Mayor Cerda was away on an excused absence.

**PUBLIC COMMENT ON CLOSED SESSION**

2. **CLOSED SESSION** – *None*

**CITY ATTORNEY REPORT OUT OF CLOSED SESSION**

3. **PLEDGE OF ALLEGIANCE**

Karen Vasquez and Maya Hironyomous, both in the 3<sup>rd</sup> grade at Amestoy Elementary School led the Pledge of Allegiance. Both Karen and Maya are in the Japanese Dual Language Program at Amestoy and are inaugural to the program. Karen also enjoys reading. Maya is gifted in singing, has traveled to Japan and enjoys reading.

4. **INVOCATION**

Deacon Rodney Blackburn of New Direction Community Church led the Invocation.

5. **PRESENTATIONS**

5.A Western Avenue Railroad Road Closure Update Presentation; and Normandie Avenue Railroad Road Closure Presentation – ***both videos were introduced by Public Works Director, Allan Rigg***

5.B Gardena Events Video Presentation

6. **PROCLAMATIONS**

6.A "Women's History Month" - March 2025 – ***was proclaimed by Mayor Pro Tem Tanaka***

7. **APPOINTMENTS** - *None*



## 8. **CONSENT CALENDAR**

- 8.A Waiver of Reading in Full of All Ordinances Listed on this Agenda and that they be Read by Title Only  
**CONTACT: CITY CLERK**
- 8.B Approve Minutes:  
Regular Meeting of the City Council, February 25, 2025  
**CONTACT: CITY CLERK**
- 8.C Receive and File Minutes:  
Planning and Environment Quality Commission February 4, 2025  
**CONTACT: COMMUNITY DEVELOPMENT**
- 8.D Approval of Warrants/Payroll Register, March 11, 2025  
**CONTACT: ADMINISTRATIVE SERVICES**  
  
March 11, 2025: Wire Transfer: 12914-12933, Prepay: 179709-179713; Check Numbers: 179714-179873 for Total Warrants issued in the amount of \$11,137,968.29; Total Payroll Issued for March 7, 2025: \$1,936,295.62
- 8.E Personnel Report P-2025-5 03-11-25  
**CONTACT: ADMINISTRATIVE SERVICES**
- 8.F **SECOND READING AND ADOPTION OF ORDINANCE NO. 1879**, Approving the 1450 Artesia Specific Plan and a Development Agreement to allow the redevelopment of the site with a mixed-use commercial/industrial development consisting of a 268,000 gross square foot building with an approximate height of 75 feet. (Introduced by Councilmember Henderson on February 25, 2025)  
**CONTACT: COMMUNITY DEVELOPMENT**

### ORDINANCE NO. 1879

AN ORDINANCE OF THE CITY COUNCIL OF THE CITY OF GARDENA, CALIFORNIA, APPROVING THE 1450 ARTESIA SPECIFIC PLAN AND A DEVELOPMENT AGREEMENT WITH 1450 ARTESIA ACQUISITION COMPANY LLC (APNS 6106-036-010, -012, -034, -035, -036, AND -037)

In December of 2021 an application was filed to establish the 1450 Artesia Specific Plan to develop the 6.33 -acre property near the southwest corner of Artesia Blvd and Normandie Avenue with a new 268,000 square foot commercial/industrial mixed-use building for self-storage, office and industrial uses, and to allow the site for outdoor community event space.

On February 25, 2025, the City Council held a publicly noticed hearing to discuss the adoption of Ordinance No. 1879, which approves the 1450 Artesia Specific Plan, associated site plan, and Development Agreement #1-21. At the conclusion of the hearing, Councilmember Henderson introduced Ordinance No. 1879, and the council approved it with a unanimous 5-0 vote, with an amendment to the proposed development agreement. The final ordinance is now being brought forward for second reading.

It was moved by Council Member Henderson and seconded by Council Member Francis, and carried by the following roll call vote to Approve the Consent Calendar:

**Ayes:** Council Members Henderson and Francis, and Mayor Pro Tem Tanaka

**Noes:** None

**Absent:** Mayor Cerda

**Abstain:** Council Member Love

9. **EXCLUDED CONSENT CALENDAR**

10. PLANNING & ENVIRONMENTAL QUALITY COMMISSION ACTION SHEET

10.A **MARCH 4, 2025, MEETING**

**1818 West Redondo Beach Boulevard, Resolution No. PC 3-25:**

The Planning Commission considered the appeal by The Tire House Inc. from the Director's decision to revoke the approval of Site Plan Review #4-15

**Commission Action:** The Planning Commission approved Resolution No. PC 3-25, by vote 5-0, approving the appeal.

**City Council Action:** Receive and file **OR** call for review (By way of two votes from the City Council.)

It was moved by Council Member Henderson and seconded by Council Member Francis, and carried by the following roll call vote to Receive and File Item 10.A:

**Ayes:** Council Members Henderson, Francis and Love and Mayor Pro Tem Tanaka

**Noes:** None

**Absent:** Mayor Cerda

**Abstain:** None

10.B **MARCH 4, 2025, MEETING**

**Environmental Assessment #18-24, and Conditional Use Permit #8-24**

A request for a conditional use permit to operate an amusement arcade within an existing tenant space at 1425 West Artesia Boulevard.

**Commission Action:** Staff informed the Planning Commission that this item will be brought back to the Planning Commission at the March 18th meeting.

**City Council Action:** - *No action was needed.*

11. **ORAL COMMUNICATIONS**

- 1) Travis Hernandez, Library Manager of Masao W. Sato Library, came to give updates on both the Mayme Dear and Masao W. Sato libraries.

12. **DEPARTMENTAL ITEMS - ADMINISTRATIVE SERVICES - None**

13. **DEPARTMENTAL ITEMS - COMMUNITY DEVELOPMENT – None**

14. **DEPARTMENTAL ITEMS - ELECTED & CITY MANAGER'S OFFICES**

- 14.A Approval of Public Health Services Contract with the Los Angeles County Department of Public Health

City Manager Osorio presented the Staff Report.

Mayor Pro Tem Tanaka then asked if anyone had asked to speak on this item and if the Council had any comments or questions. There were no public speakers.

**It was moved by Council Member Henderson and seconded by Council Member Francis and carried by the following roll call vote to: 1) Approve Public Health Services Contract between the City of Gardena and the Los Angeles County Department of Public Health, and 2) Authorize the City Manager to execute the contract:**

**Ayes: Council Members Henderson, Francis, and Love and Mayor Pro Tem Tanaka**

**Noes: None**

**Absent: Mayor Cerda**

**Abstain: None**

15. **DEPARTMENTAL ITEMS – POLICE - None**

16. **DEPARTMENTAL ITEMS - PUBLIC WORKS**

- 16.A Award Engineering Design Services Contract to Kreuzer Consulting Group in the amount of \$214,535 for the following eight (8) Street Improvement Projects, JN

526 & 548:

- Normandie Avenue - from Artesia Boulevard to 177th Street
- Cassidy Street - from Normandie Avenue to Vermont Avenue
- Vermont Avenue - from 177th Street (Flood Channel) to 182nd Street
- 132nd Street - from Wilton Place to Western Avenue
- 135th Street - from Western Avenue to Budlong Avenue
- Marine Avenue - from Western Avenue to Vermont Avenue
- 145th Street - from Gramercy Place to Western Avenue
- 166th Street - from Western Avenue to Normandie Avenue

City Manager Osorio presented the Staff Report.

Mayor Pro Tem Tanaka then asked if anyone had asked to speak on this item and if the Council had any comments or questions. There were no public speakers.

Questions and comments were made by Council Member Francis and Council Member Love. Director of Public Works Allan Rigg explained the method and process of the street improvements project and answered all questions.

**It was moved by Council Member Henderson and seconded by Council Member Francis, and carried by the following roll call vote to Award an Engineering Design Services Contract:**

**Ayes: Council Members Henderson, Francis and Love, and Mayor Pro Tem Tanaka**

**Noes: None**

**Absent: Mayor Cerda**

**Abstain: None**

- 16.B Authorize the Contract Renewal Services with Nobel Systems, Inc. in the amount of \$95,700 for Geographic Information System (GIS) Hosting Services for a Three-Year Term.

City Manager Osorio presented the Staff Report.

Mayor Pro Tem Tanaka then asked if anyone had asked to speak on this item and if the Council had any comments or questions. There were no public speakers.

Questions and comments were made by Council Member Francis and Council Member Henderson. Director of Public Works Allan Rigg explained how the system works, the security of the data, and answered all questions.

**It was moved by Council Member Henderson and seconded by Council Member Francis and carried by the following roll call vote to Authorize the Contract Renewal for Geographic Information System (GIS) Services:**

**Ayes: Council Members Henderson, Francis and Love, and Mayor Pro Tem Tanaka**

**Noes: None**

**Absent: Mayor Cerda**

**Abstain: None**

## **17. DEPARTMENTAL ITEMS - RECREATION & HUMAN SERVICES**

- 17.A Receive and File City of Gardena New Park Designs Report for the Underutilized Lot and Vacant Inventory Project

City Manager Osorio presented the Staff Report.

A presentation was given by Jacob Leon of KTUA.

Questions and comments were made by all Members of the Council regarding the project. Mr. Leon and Director of Recreation and Human Services Stephany Santin answered all questions.

**It was moved by Council Member Henderson and seconded by Council Member Francis and carried by the following roll call vote to Receive and File Item 17.A:**

**Ayes: Council Members Henderson, Francis and Love, and Mayor Pro Tem Tanaka**

**Noes: None**

**Absent: Mayor Cerda**

**Abstain: None**

**18. DEPARTMENTAL ITEMS - TRANSPORTATION**

- 18.A Approve Award of Contract for the Purchase of Automated Passenger Counter System Software for a Contract Amount of \$200,931 and a Program Total of \$241,118

City Manager Osorio presented the Staff Report.

Mayor Pro Tem Tanaka then asked if anyone had asked to speak on this item and if the Council had any comments or questions. There were no public speakers.

Questions and comments were made by Council Member Henderson and Council Member Francis. Director of Transportation Ernie Crespo answered all questions.

**It was moved by Council Member Francis and seconded by Council Member Henderson, and carried by the following roll call vote to Approve Contract and Program Total:**

**Ayes: Council Members Francis, Henderson and Love, and Mayor Pro Tem Tanaka**

**Noes: None**

**Absent: Mayor Cerda**

**Abstain: None**

**19. COUNCIL ITEMS - None**

**20. COUNCIL DIRECTIVES**

Council Member Love

Subject: For staff to draft a handbook and establish a structured on-boarding process for newly elected officials within the first 60 days of being sworn into office.

Purpose - To provide newly elected officials with a comprehensive introduction to key department directors, administrative staff and city operations, ensuring they are well equipped to fulfill their responsibilities of effectively.

Reason - A structured on-boarding process and handbook will help newly elected officials become familiar with their roles, responsibilities, and the city operations, allowing them to serve the community more efficiently and make informed decisions.

Benefit - Implementing this directive would benefit the city of Gardena by enhancing government efficiency that will help the newly elected to be better informed to make quicker and more effective decisions and reducing delays in governance. Improve collaborations by fostering early relationships with department heads and city staff, the elected official can streamline communication and cooperation across the departments. Ensuring consistency by creating a standardized onboarding process and handbook to ensure all officials receive the same foundation of knowledge, maintaining continuity and leadership.

***Council Member Henderson seconded it.***

**21. CITY MANAGER REMARKS RE: DIRECTIVES / COUNCIL ITEMS**

City Manager Osorio made the following remarks:

- 1) He informed the Council about a new cloud-based Enterprise Resource Planning (ERP) System that will be replacing our old accounting system and will be coming to them for their approval; and
- 2) He mentioned that he has conducted a recruitment for a Deputy City Manager and will be making an announcement of the outcome.

**22. COUNCIL REMARKS**

- 1) COUNCIL MEMBER LOVE - Since the last meeting, she has attended the KJLH Proven Achievers Award representing the City of Gardena. She had the great pleasure of hanging out with Stevie Wonder, retired Senator Steven Bradford, and so many others. She congratulated all the honorees that won those awards. The honorees did amazing things in the community, like Cheyenne Bryant, who has millions of followers, and is an amazing Counselor, Warryn Campbell, husband of one of the singers Mary, Mary, a gentleman who owns a self-build library; teaching inner-city kids how to write books and publish books, and the first African American female referee in the NBA. She mentioned she has a message for the community and for the residents who see her out in public and are asking how she is doing. She mentioned she is doing fine, despite all of the drama that's been going on, and as Councilwoman Francis would normally say, "better days are coming".
- 2) COUNCIL MEMBER FRANCIS – She started by giving a shout out to our staff and thanked them for all the presentations that were given tonight, she appreciates it because it keeps her better informed and updated about what's going on in our City. She mentioned since the last meeting, she attended the South Bay Workforce Investment Board orientation and Youth Basketball Award Banquet, and she wished a Happy Women's History Month, and Happy Saint Patrick's Day. She mentioned regarding Women's History Month; it has been said that "the hand that rocks the cradle rules the world". She knows a lot is going on in this world, you see a lot of crazy things going on in the news, and you hear a lot of stuff but, stay faithful, and keep the faith, better days are coming, it's been promised.

- 3) COUNCIL MEMBER HENDERSON - He thanked our Public Works team for the work they did at the Western railroad crossing, and hopefully, we have the same good fortune at the Normandie crossing. He was explaining to some folks in the community that it takes time for them to line up everything, line up the funding, line up and coordinate with another large public entity, to get all those calendars to work and get it done. Since the last meeting, he has done a lot of community and business visits. He had his Executive Board Meeting for the Independent Cities Association. He attended his two policy committees for the Southern California Association of Governments, and his regional Council meeting. He had a special legislative meeting with the SCAG group to go over their plan regarding the submittal of grants. They have scheduled a visit to Washington DC with transportation to make sure that this region and these six counties continue to get funding. Lastly, he attended the Gardena Koi show.
- 4) MAYOR PRO TEM – Since the last meeting, he attended the Japanese Consulate Residence to celebrate the Emperor of Japan's birthday, hosted by Consul General Kenko Sone. He attended his SBCCOG Board meeting. The SBCCOG recognized a Certificate of Appreciation for the West Basin Water retiree for 10 years of service. The 25th General Assembly is coming on the 27th of March from 9:00a.m. to 3:00p.m. at the Carson Community Center. If you would like to attend, you can register at Southbaycities.org. Also, on Wednesday the 19th, it is the 88 City Summit, at the Torrance Cultural Center from 8:00a.m. to 4:00p.m. you can register at laedc.org. He attended the legislative briefing at the Torrance Cultural Center hosted by the City of Torrance. They had State Senator Ben Allen, Assembly Member Al Muratsuchi, Assembly Member Tina McKinnor, and Supervisor Janice Hahn. He attended the CA Cities LA County division general meeting, at the Southern California Edison facility in Torrance. He attended his monthly Transportation meeting and the SBCCOG's Steering Committee meeting.

## 23. ANNOUNCEMENT(S)

- 1) Aquatic Center Make a Splash with your feedback Survey; by participating you will be entered into a raffle to win a \$50 credit on any of our Recreation and Human Services programs;
- 2) Normandie Avenue Railroad Crossing Improvement Project – Closure of Normandie Ave. at railroad crossing between 166<sup>th</sup> St. to 168<sup>th</sup> St. from 10:00 p.m. March 14, 2025, to 5:00 a.m. March 17, 2025.
- 3) Casino Night – March 14, 2025, from 5:30 p.m. to 9:30 p.m. at the Nakaoka Community Center;
- 4) Girl Boss Workshop – March 21, 2025, from 6:00 p.m. to 9:30 p.m. at the Nakaoka Community Center;
- 5) Spring Equinox – March 22, 2025, from 9:00 a.m. to 12:00 p.m. at Willows Wetland Preserve;
- 6) Spring Community Yard Sale – April 5, 2025, from 7:00 a.m. to 12:30 p.m. at Mas Fukai Park;
- 7) Paper Shredding Event – April 5, 2025, from 8:00 a.m. to 12:00 p.m. at the City Hall Complex; and
- 8) State of the City – March 13, 2025, starting at 6:00 p.m. at the Nakaoka Community Center.

24. **REMEMBRANCES**

Mr. Tremaine Mayeaux, son of Gardena residents Ray and Joyce Mayeaux

25. **ADJOURNMENT**

At 9:23 p.m. Mayor Pro Tem Tanaka Adjourned the Gardena City Council Meeting to the Closed Session portion of the City Council Meeting at 7:00 p.m. and the Regular City Council Meeting at 7:30 p.m. on March 25, 2025.

MINA SEMENZA  
City Clerk of the City of Gardena and  
Ex-officio Clerk of the Council

APPROVED:

\_\_\_\_\_  
Tasha Cerda, Mayor

By: \_\_\_\_\_  
Becky Romero, Deputy City Clerk



MEMORANDUM

TO: Honorable Mayor and City Council

FROM: City Treasurer's Office

DATE: March 20, 2025


SUBJECT: WARRANT REGISTER  
PAYROLL REGISTER

March 25, 2025 TOTAL WARRANTS ISSUED: \$2,376,726.08

Wire Transfer: 12934-12939  
Prepay: 179874-179875  
Check Numbers: 179876-180058  
Checks Voided:

Total Pages of Register: 20

March 21, 2025 TOTAL PAYROLL ISSUED: \$2,458,004.89

A handwritten signature in black ink, consisting of a large loop followed by a wavy line and a vertical stroke.

---

for Guy Mato, City Treasurer

vchlist  
03/20/2025 2:55:25PM

Voucher List  
CITY OF GARDENA

Page: 1

Bank code : usb

| Voucher | Date      | Vendor                                        | Invoice                          | PO #                                | Description/Account                                                    | Amount                      |
|---------|-----------|-----------------------------------------------|----------------------------------|-------------------------------------|------------------------------------------------------------------------|-----------------------------|
| 12934   | 3/5/2025  | 112401 PINNACLE CLAIMS MANAGEMENT INC         | 030525                           |                                     | HEALTH INSURANCE CLAIMS                                                | 13,815.95                   |
|         |           |                                               |                                  |                                     | Total :                                                                | 13,815.95                   |
| 12935   | 3/6/2025  | 112441 ANTHEM BLUE CROSS LIFE &, HEALTH INSUF | 365995759494                     |                                     | HEALTH INSURANCE CLAIMS                                                | 32,650.63                   |
|         |           |                                               |                                  |                                     | Total :                                                                | 32,650.63                   |
| 12936   | 2/27/2025 | 112326 LWP CLAIMS SOLUTIONS INC.              | 022725                           |                                     | WORKERS' COMP CLAIMS                                                   | 100,000.00                  |
|         |           |                                               |                                  |                                     | Total :                                                                | 100,000.00                  |
| 12937   | 3/11/2025 | 112326 LWP CLAIMS SOLUTIONS INC.              | 031125                           |                                     | WORKERS' COMP CLAIMS                                                   | 2,379.52                    |
|         |           |                                               |                                  |                                     | Total :                                                                | 2,379.52                    |
| 12938   | 3/13/2025 | 112441 ANTHEM BLUE CROSS LIFE &, HEALTH INSUF | 365996520920                     |                                     | HEALTH INSURANCE CLAIMS                                                | 17,793.43                   |
|         |           |                                               |                                  |                                     | Total :                                                                | 17,793.43                   |
| 12939   | 3/17/2025 | 101641 CALPERS                                | 100000017846786                  |                                     | 2025 REPLACEMENT BENEFIT CHARGI                                        | 785.48                      |
|         |           |                                               |                                  |                                     | Total :                                                                | 785.48                      |
| 179874  | 3/11/2025 | 111778 SPCALA                                 | 202502                           | 032-00172                           | ANIMAL SHELTER SERVICES                                                | 24,900.00                   |
|         |           |                                               |                                  |                                     | Total :                                                                | 24,900.00                   |
| 179875  | 3/19/2025 | 619005 GAS COMPANY, THE                       | 030425                           |                                     | GAS                                                                    | 11,549.64                   |
|         |           |                                               |                                  |                                     | Total :                                                                | 11,549.64                   |
| 179876  | 3/25/2025 | 113290 A1 SEWER SOLUTIONS                     | PERMIT #18370<br>PERMIT #18400   |                                     | PERMIT DEPOSIT REFUND - 1569 W RE<br>PERMIT DEPOSIT REFUND - 2921 ROSI | 1,500.00<br>2,000.00        |
|         |           |                                               |                                  |                                     | Total :                                                                | 3,500.00                    |
| 179877  | 3/25/2025 | 110161 ABRO, JENNIFER                         | 02/18-02/21                      |                                     | 2025 CSMFO ANNUAL CONFERENCE                                           | 830.86                      |
|         |           |                                               |                                  |                                     | Total :                                                                | 830.86                      |
| 179878  | 3/25/2025 | 110028 ACCENTURE INFRASTRUCTURE, AND CAPITA   | 30691                            | 037-10228                           | PROJECT MGMT SUPPORT - ELECTRIF                                        | 10,110.00                   |
|         |           |                                               |                                  |                                     | Total :                                                                | 10,110.00                   |
| 179879  | 3/25/2025 | 101748 AFTERMARKET PARTS COMPANY LLC, THE     | 83651244<br>83652789<br>83657468 | 037-10360<br>037-10360<br>037-10360 | GTRANS AUTO PARTS<br>GTRANS AUTO PARTS<br>GTRANS AUTO PARTS            | 650.89<br>16.54<br>2,554.50 |

Page: 1

Voucher List  
CITY OF GARDENA

Bank code : usb

| Voucher | Date      | Vendor                                    | Invoice                                                                                                                                                       | PO #                                                                                    | Description/Account                                                                                                                                                                                                                                     | Amount                                                                    |
|---------|-----------|-------------------------------------------|---------------------------------------------------------------------------------------------------------------------------------------------------------------|-----------------------------------------------------------------------------------------|---------------------------------------------------------------------------------------------------------------------------------------------------------------------------------------------------------------------------------------------------------|---------------------------------------------------------------------------|
| 179879  | 3/25/2025 | 101748 AFTERMARKET PARTS COMPANY LLC, THE | (Continued)<br>83662427<br>83662428                                                                                                                           | 037-10360                                                                               | GTRANS AUTO PARTS<br>GTRANS AUTO PARTS                                                                                                                                                                                                                  | 554.34<br>554.34                                                          |
| Total : |           |                                           |                                                                                                                                                               |                                                                                         |                                                                                                                                                                                                                                                         | 4,330.61                                                                  |
| 179880  | 3/25/2025 | 101628 AQUA-FLO SUPPLY                    | SI2488667                                                                                                                                                     |                                                                                         | PARK MAINT SUPPLIES                                                                                                                                                                                                                                     | 424.20                                                                    |
| Total : |           |                                           |                                                                                                                                                               |                                                                                         |                                                                                                                                                                                                                                                         | 424.20                                                                    |
| 179881  | 3/25/2025 | 108625 ARAD OIL INC.                      | FEBRUARY 2025                                                                                                                                                 |                                                                                         | CAR WASH                                                                                                                                                                                                                                                | 60.00                                                                     |
| Total : |           |                                           |                                                                                                                                                               |                                                                                         |                                                                                                                                                                                                                                                         | 60.00                                                                     |
| 179882  | 3/25/2025 | 105293 ARC DOCUMENT SOLUTIONS, LLC        | 12640655R                                                                                                                                                     |                                                                                         | REPROGRAPHIC SERVICES - ROWLEY                                                                                                                                                                                                                          | 640.42                                                                    |
| Total : |           |                                           |                                                                                                                                                               |                                                                                         |                                                                                                                                                                                                                                                         | 640.42                                                                    |
| 179883  | 3/25/2025 | 108703 ARMS UNLIMITED                     | AU27068<br>AU27135                                                                                                                                            | 035-01346<br>035-01346                                                                  | NEW DUTY WEAPON & RED DOT AIMIN<br>NEW DUTY WEAPON & RED DOT AIMIN                                                                                                                                                                                      | 46,900.00<br>55,010.00                                                    |
| Total : |           |                                           |                                                                                                                                                               |                                                                                         |                                                                                                                                                                                                                                                         | 101,910.00                                                                |
| 179884  | 3/25/2025 | 101459 ASBURY ENVIRONMENTAL SERVICES      | I500-01185889                                                                                                                                                 |                                                                                         | HAZARDOUS WASTE DISPOSAL SERVI                                                                                                                                                                                                                          | 7.00                                                                      |
| Total : |           |                                           |                                                                                                                                                               |                                                                                         |                                                                                                                                                                                                                                                         | 7.00                                                                      |
| 179885  | 3/25/2025 | 104687 AT&T                               | 23116667<br>23123450                                                                                                                                          |                                                                                         | TELEPHONE<br>TELEPHONE                                                                                                                                                                                                                                  | 1,999.15<br>901.67                                                        |
| Total : |           |                                           |                                                                                                                                                               |                                                                                         |                                                                                                                                                                                                                                                         | 2,900.82                                                                  |
| 179886  | 3/25/2025 | 616090 AT&T                               | 3103232408 03/01/25                                                                                                                                           |                                                                                         | TELEPHONE                                                                                                                                                                                                                                               | 5,644.67                                                                  |
| Total : |           |                                           |                                                                                                                                                               |                                                                                         |                                                                                                                                                                                                                                                         | 5,644.67                                                                  |
| 179887  | 3/25/2025 | 111170 AT&T FIRSTNET                      | 287290885074X031025<br>287293416290X031025<br>287293420631X031025<br>287295242065X031025<br>287298156560X031025<br>287303490376X031025<br>287324972943X031025 | 023-01559<br>023-01559<br>023-01559<br>023-01559<br>023-01559<br>023-01559<br>023-01559 | CITYWIDE CELL PHONE ACCT #287290<br>PD CELL PHONE ACCT #287293416290<br>PD CELL PHONE ACCT #287293420631<br>PD CELL PHONE ACCT #287295242065<br>CITYWIDE CELL PHONE ACCT #287298<br>BUS CELL PHONE ACCT #28730349037<br>GTRANS CELL PHONE ACCT #2873249 | 1,648.93<br>2,002.40<br>312.55<br>286.82<br>1,751.65<br>2,033.18<br>51.01 |
| Total : |           |                                           |                                                                                                                                                               |                                                                                         |                                                                                                                                                                                                                                                         | 8,086.54                                                                  |
| 179888  | 3/25/2025 | 100474 AT&T LONG DISTANCE                 | 031225                                                                                                                                                        |                                                                                         | TELEPHONE                                                                                                                                                                                                                                               | 57.66                                                                     |

Voucher List  
CITY OF GARDENA

Bank code : usb

| Voucher | Date      | Vendor                           | Invoice         | PO #      | Description/Account              | Amount          |
|---------|-----------|----------------------------------|-----------------|-----------|----------------------------------|-----------------|
| 179888  | 3/25/2025 | 100474 100474 AT&T LONG DISTANCE | (Continued)     |           | <b>Total :</b>                   | <b>57.66</b>    |
| 179889  | 3/25/2025 | 112942 AWP SAFETY                | 40017871        |           | SIGNS/SIGNALS SUPPLIES           | 839.51          |
|         |           |                                  |                 |           | <b>Total :</b>                   | <b>839.51</b>   |
| 179890  | 3/25/2025 | 110686 AZTECH ELEVATOR COMPANY   | AZ18787         | 024-01098 | ELEVATOR MAINTENANCE - NCC       | 285.00          |
|         |           |                                  | AZ18964         | 037-10378 | ELEVATOR MAINTENANCE - GTRANS    | 83.33           |
|         |           |                                  | AZ19398         | 037-10378 | ELEVATOR MAINTENANCE - GTRANS    | 83.33           |
|         |           |                                  | AZ19475         | 024-01098 | ELEVATOR MAINTENANCE - CH        | 125.00          |
|         |           |                                  | AZ19476         | 024-01098 | ELEVATOR MAINTENANCE - NCC       | 125.00          |
|         |           |                                  | AZ19477         | 024-01098 | ELEVATOR MAINTENANCE - PW        | 285.00          |
|         |           |                                  | AZ19479         | 037-10378 | ELEVATOR MAINTENANCE - GTRANS    | 285.00          |
|         |           |                                  | AZ19480         | 024-01098 | ELEVATOR MAINTENANCE - NCC       | 285.00          |
|         |           |                                  | AZ19649         | 024-01098 | ELEVATOR MAINTENANCE - NCC       | 285.00          |
|         |           |                                  | AZ19650         | 037-10378 | ELEVATOR MAINTENANCE - GTRANS    | 285.00          |
|         |           |                                  | AZ19651         | 024-01098 | ELEVATOR MAINTENANCE - PW        | 285.00          |
|         |           |                                  | AZ19652         | 024-01098 | ELEVATOR MAINTENANCE - NCC       | 125.00          |
|         |           |                                  | AZ19653         | 024-01098 | ELEVATOR MAINTENANCE - CH        | 125.00          |
|         |           |                                  | AZ19656         | 037-10378 | ELEVATOR MAINTENANCE - GTRANS    | 83.33           |
|         |           |                                  |                 |           | <b>Total :</b>                   | <b>2,744.99</b> |
| 179891  | 3/25/2025 | 103651 BARR & CLARK, INC.        | 64074           |           | LBP CLEARANCE INSPECTION - 13700 | 305.00          |
|         |           |                                  |                 |           | <b>Total :</b>                   | <b>305.00</b>   |
| 179892  | 3/25/2025 | 113094 BEACH FRONT PROPERTIES    | RA-GRAY 01/2025 |           | RENTAL ASSISTANCE PROGRAM        | 3,297.00        |
|         |           |                                  |                 |           | <b>Total :</b>                   | <b>3,297.00</b> |
| 179893  | 3/25/2025 | 113094 BEACH FRONT PROPERTIES    | RA-GRAY 02/2025 |           | RENTAL ASSISTANCE PROGRAM        | 1,099.00        |
|         |           |                                  |                 |           | <b>Total :</b>                   | <b>1,099.00</b> |
| 179894  | 3/25/2025 | 113094 BEACH FRONT PROPERTIES    | RA-GRAY 03/2025 |           | RENTAL ASSISTANCE PROGRAM        | 1,099.00        |
|         |           |                                  |                 |           | <b>Total :</b>                   | <b>1,099.00</b> |
| 179895  | 3/25/2025 | 113094 BEACH FRONT PROPERTIES    | RA-GRAY 04/2025 |           | RENTAL ASSISTANCE PROGRAM        | 549.50          |
|         |           |                                  |                 |           | <b>Total :</b>                   | <b>549.50</b>   |
| 179896  | 3/25/2025 | 113289 BECKER PIPELINE COMPANY   | PERMIT #18225   |           | PERMIT DEPOSIT REFUND - 2545 MAR | 7,000.00        |

Bank code : usb

| Voucher | Date      | Vendor                                        | Invoice          | PO #      | Description/Account              | Amount            |
|---------|-----------|-----------------------------------------------|------------------|-----------|----------------------------------|-------------------|
| 179896  | 3/25/2025 | 113289 113289 BECKER PIPELINE COMPANY         | (Continued)      |           | <b>Total :</b>                   | <b>7,000.00</b>   |
| 179897  | 3/25/2025 | 104302 BEE N' WASP NEST REMOVAL, SERVICE, LLC | 960105           |           | HONEY BEE NEST REMOVAL - 2320 W  | 125.00            |
|         |           |                                               |                  |           | <b>Total :</b>                   | <b>125.00</b>     |
| 179898  | 3/25/2025 | 102135 BEHREND, KENT                          | 312              | 023-01545 | IT NETWORK SUPPORT - FEBRUARY 2  | 3,400.00          |
|         |           |                                               |                  |           | <b>Total :</b>                   | <b>3,400.00</b>   |
| 179899  | 3/25/2025 | 107747 BENGAR PRODUCTIONS                     | 7608             |           | PRINTING SERVICES - TRP SHIRTS   | 200.00            |
|         |           |                                               |                  |           | <b>Total :</b>                   | <b>200.00</b>     |
| 179900  | 3/25/2025 | 100600 BLAINE TECH SERVICES, INC.             | BLAI14           |           | RELEASE OF BOND DEPOSITS         | 4,000.00          |
|         |           |                                               |                  |           | <b>Total :</b>                   | <b>4,000.00</b>   |
| 179901  | 3/25/2025 | 106064 BON AIR, INC.                          | 005 03/12/25 RET |           | NCC VAC UPGRADE PROJECT, JN522   | 10,706.77         |
|         |           |                                               |                  |           | <b>Total :</b>                   | <b>10,706.77</b>  |
| 179902  | 3/25/2025 | 112674 BUCK SIGNS & GRAPHICS INC              | 2866             |           | GTRANS BUS DECAL SUPPLIES        | 146.80            |
|         |           |                                               |                  |           | <b>Total :</b>                   | <b>146.80</b>     |
| 179903  | 3/25/2025 | 113283 CAL JUMP, INC                          | 39696355         |           | SPECIAL EVENTS SUPPLIES          | 279.00            |
|         |           |                                               |                  |           | <b>Total :</b>                   | <b>279.00</b>     |
| 179904  | 3/25/2025 | 113229 CALI STATE PAVING, INC.                | 01 JN537         | 024-01122 | WESTERN & NORMANDIE RR CROSSIN   | 107,794.13        |
|         |           |                                               |                  |           | <b>Total :</b>                   | <b>107,794.13</b> |
| 179905  | 3/25/2025 | 103383 CALPORTLAND                            | 96664648         |           | STREET MAINT SUPPLIES            | 1,487.93          |
|         |           |                                               |                  |           | <b>Total :</b>                   | <b>1,487.93</b>   |
| 179906  | 3/25/2025 | 110313 CALTIP                                 | 94-2025-FEBRUARY | 037-10356 | INSURANCE CLAIMS DEDUCTIBLE - FE | 14,256.86         |
|         |           |                                               |                  |           | <b>Total :</b>                   | <b>14,256.86</b>  |
| 179907  | 3/25/2025 | 803420 CARPENTER, ROTHANS & DUMONT, LAW OFF   | 47671            |           | LEGAL SERVICES                   | 1,261.13          |
|         |           |                                               | 47883            |           | LEGAL SERVICES                   | 1,380.00          |
|         |           |                                               | 48622            |           | LEGAL SERVICES                   | 358.38            |
|         |           |                                               | 48624            |           | LEGAL SERVICES                   | 3,106.50          |
|         |           |                                               | 48627            |           | LEGAL SERVICES                   | 556.10            |
|         |           |                                               | 48629            |           | LEGAL SERVICES                   | 713.00            |

Voucher List  
CITY OF GARDENA

Bank code : usb

| Voucher | Date      | Vendor                                      | Invoice         | PO #      | Description/Account               | Amount           |
|---------|-----------|---------------------------------------------|-----------------|-----------|-----------------------------------|------------------|
| 179907  | 3/25/2025 | 803420 CARPENTER, ROTHANS & DUMONT, LAW OFF | (Continued)     |           |                                   |                  |
|         |           |                                             | 48630           |           | LEGAL SERVICES                    | 580.80           |
|         |           |                                             | 48631           |           | LEGAL SERVICES                    | 828.00           |
|         |           |                                             | 48632           |           | LEGAL SERVICES                    | 46.00            |
|         |           |                                             | 48637           |           | LEGAL SERVICES                    | 2,393.50         |
|         |           |                                             | 48638           |           | LEGAL SERVICES                    | 1,334.00         |
|         |           |                                             | 48640           |           | LEGAL SERVICES                    | 276.00           |
|         |           |                                             | 58734           |           | LEGAL SERVICES                    | 522.50           |
|         |           |                                             |                 |           | <b>Total :</b>                    | <b>13,355.91</b> |
| 179908  | 3/25/2025 | 110605 CHANDLER ASSET MANAGEMENT            | 2502GARDENA     | 013-00033 | INVESTMENT MGMT SERVICES - FEBR   | 2,663.06         |
|         |           |                                             |                 |           | <b>Total :</b>                    | <b>2,663.06</b>  |
| 179909  | 3/25/2025 | 108378 CHARLES E. THOMAS COMPANY INC.       | 116520          | 037-10367 | DESIGNATED OPERATOR SERVICE       | 222.21           |
|         |           |                                             |                 |           | <b>Total :</b>                    | <b>222.21</b>    |
| 179910  | 3/25/2025 | 104126 CHARTER COMMUNICATIONS               | 187854501030725 | 023-01555 | CABLE & BACKUP INTERNET SERVICE   | 4,336.98         |
|         |           |                                             |                 |           | <b>Total :</b>                    | <b>4,336.98</b>  |
| 179911  | 3/25/2025 | 111612 CHARTER COMMUNICATIONS               | PERMIT #17828   |           | PERMIT DEPOSIT REFUND - 13701 ALM | 1,000.00         |
|         |           |                                             |                 |           | <b>Total :</b>                    | <b>1,000.00</b>  |
| 179912  | 3/25/2025 | 103125 COMPLETE COACH WORKS                 | 93196           | 037-10419 | BUS BARRIER INSTALLATION          | 8,400.00         |
|         |           |                                             | 93341           | 037-10419 | BUS BARRIER INSTALLATION          | 12,000.00        |
|         |           |                                             |                 |           | <b>Total :</b>                    | <b>20,400.00</b> |
| 179913  | 3/25/2025 | 112406 CORWIN, KATELYN                      | 030525          |           | MGMT ANNUAL HEALTH BENEFIT        | 500.00           |
|         |           |                                             |                 |           | <b>Total :</b>                    | <b>500.00</b>    |
| 179914  | 3/25/2025 | 109913 COSTAR REALTY INFORMATION INC.       | 121898640       | 032-00174 | COSTAR SUITE - MARCH 2025         | 939.14           |
|         |           |                                             |                 |           | <b>Total :</b>                    | <b>939.14</b>    |
| 179915  | 3/25/2025 | 103461 CPS HR CONSULTING                    | BSCC-INV14408   |           | TESTING MATERIALS                 | 976.25           |
|         |           |                                             | TR-INV005699    |           | TESTING MATERIALS                 | 250.00           |
|         |           |                                             |                 |           | <b>Total :</b>                    | <b>1,226.25</b>  |
| 179916  | 3/25/2025 | 113303 CRAWFORD, DERRICK                    | 04/04-04/09     |           | APTA 2025 BUS ROADEO & MOBILITY   | 250.00           |

Voucher List  
CITY OF GARDENA

Bank code : usb

| Voucher | Date      | Vendor                               | Invoice      | PO #      | Description/Account                | Amount          |
|---------|-----------|--------------------------------------|--------------|-----------|------------------------------------|-----------------|
| 179916  | 3/25/2025 | 113303 113303 CRAWFORD, DERRICK      | (Continued)  |           | <b>Total :</b>                     | <b>250.00</b>   |
| 179917  | 3/25/2025 | 103512 CRENSHAW LUMBER CO.           | 1549         |           | SIGNS/SIGNALS SUPPLIES             | 27.72           |
|         |           |                                      |              |           | <b>Total :</b>                     | <b>27.72</b>    |
| 179918  | 3/25/2025 | 109005 CRESPO, ERNIE                 | 01/30-1/31   |           | LCW ANNUAL CONFERENCE              | 241.60          |
|         |           |                                      |              |           | <b>Total :</b>                     | <b>241.60</b>   |
| 179919  | 3/25/2025 | 103353 CRM COMPANY, LLC.             | LA26547      |           | SCRAP TIRE DISPOSAL FEE            | 69.50           |
|         |           |                                      | LA26584      |           | SCRAP TIRE DISPOSAL FEE            | 124.50          |
|         |           |                                      | LA26594      |           | SCRAP TIRE DISPOSAL FEE            | 69.50           |
|         |           |                                      |              |           | <b>Total :</b>                     | <b>263.50</b>   |
| 179920  | 3/25/2025 | 106193 CUMMINS SALES AND SERVICE     | X4-250255882 | 037-10370 | GTRANS AUTO PARTS                  | 530.34          |
|         |           |                                      | X4-250355935 | 037-10370 | GTRANS AUTO PARTS                  | 205.76          |
|         |           |                                      | X4-250355985 | 037-10370 | GTRANS AUTO PARTS                  | 598.12          |
|         |           |                                      |              |           | <b>Total :</b>                     | <b>1,334.22</b> |
| 179921  | 3/25/2025 | 312117 DEPARTMENT OF WATER & POWER   | 030325       |           | LIGHT & POWER                      | 84.04           |
|         |           |                                      |              |           | <b>Total :</b>                     | <b>84.04</b>    |
| 179922  | 3/25/2025 | 113292 DIAZ, JENNIPHER               | 02/23-02/26  |           | APTA 2025 CONFERENCE - MILEAGE, F  | 162.26          |
|         |           |                                      |              |           | <b>Total :</b>                     | <b>162.26</b>   |
| 179923  | 3/25/2025 | 111973 DUDEK                         | 202501243    | 032-00101 | PROFESSIONAL SERVICES - INSITE - 1 | 5,014.51        |
|         |           |                                      |              |           | <b>Total :</b>                     | <b>5,014.51</b> |
| 179924  | 3/25/2025 | 110534 EL DORADO NATIONAL            | 90877791     |           | GTRANS BUS VEHICLE SUPPLIES        | 87.84           |
|         |           |                                      | 90878626     |           | GTRANS BUS VEHICLE SUPPLIES        | 453.98          |
|         |           |                                      | 90878772     |           | GTRANS BUS VEHICLE SUPPLIES        | 2,501.93        |
|         |           |                                      |              |           | <b>Total :</b>                     | <b>3,043.75</b> |
| 179925  | 3/25/2025 | 113296 ELECTRONIC ENTRY DISTRIBUTORS | 99092667     |           | BLDG MAINT SUPPLIES                | 636.66          |
|         |           |                                      |              |           | <b>Total :</b>                     | <b>636.66</b>   |
| 179926  | 3/25/2025 | 105418 EMPIRE CLEANING SUPPLY        | S6912910     | 034-00666 | CUSTODIAL SUPPLIES                 | 551.75          |
|         |           |                                      | S6929061     | 034-00666 | CUSTODIAL SUPPLIES                 | 307.24          |
|         |           |                                      | S6935155     | 034-00666 | CUSTODIAL SUPPLIES                 | 1,979.58        |

Bank code : usb

| Voucher | Date      | Vendor                                       | Invoice                                   | PO #                   | Description/Account                                         | Amount                  |
|---------|-----------|----------------------------------------------|-------------------------------------------|------------------------|-------------------------------------------------------------|-------------------------|
| 179926  | 3/25/2025 | 105418 EMPIRE CLEANING SUPPLY                | (Continued)<br>S6935185                   | 034-00666              | CUSTODIAL SUPPLIES                                          | 523.49                  |
| Total : |           |                                              |                                           |                        |                                                             | 3,362.06                |
| 179927  | 3/25/2025 | 105392 ENTENMANN-ROVIN COMPANY               | 0198750                                   |                        | EMPLOYEE SERVICE PINS                                       | 1,565.17                |
| Total : |           |                                              |                                           |                        |                                                             | 1,565.17                |
| 179928  | 3/25/2025 | 106459 ENTERPRISE FM TRUST                   | FBN5276736                                | 023-01567              | ENTERPRISE LEASE - MARCH 2025                               | 11,468.50               |
|         |           |                                              | FBN5277260                                | 023-01572<br>023-01567 | ENTERPRISE LEASE - MARCH 2025 - P                           | 7,193.57                |
| Total : |           |                                              |                                           |                        |                                                             | 18,662.07               |
| 179929  | 3/25/2025 | 110320 EYEDEAL INTERIORS INC                 | CG500162                                  |                        | COUNCIL CHAMBERS CARPET REPLAC                              | 298.00                  |
| Total : |           |                                              |                                           |                        |                                                             | 298.00                  |
| 179930  | 3/25/2025 | 100055 FAIR HOUSING FOUNDATION               | FEBRUARY 2025                             |                        | FAIR HOUSING SERVICES RENDERED                              | 1,615.32                |
| Total : |           |                                              |                                           |                        |                                                             | 1,615.32                |
| 179931  | 3/25/2025 | 106129 FEDEX                                 | 6-780-66624<br>8-791-24720<br>8-799-06047 |                        | SHIPPING SERVICES<br>SHIPPING SERVICES<br>SHIPPING SERVICES | 63.80<br>40.08<br>53.38 |
| Total : |           |                                              |                                           |                        |                                                             | 157.26                  |
| 179932  | 3/25/2025 | 111415 FILTERBUY, INC                        | BAFEC8C7-0034                             |                        | GTRANS AUTO PARTS                                           | 408.54                  |
| Total : |           |                                              |                                           |                        |                                                             | 408.54                  |
| 179933  | 3/25/2025 | 103083 FIRST ADVANTAGE LNS OCC HEALTH, SOLUT | 2502782502                                |                        | DRUG TEST/ADMIN FEE                                         | 808.26                  |
| Total : |           |                                              |                                           |                        |                                                             | 808.26                  |
| 179934  | 3/25/2025 | 112329 FM THOMAS AIR CONDITIONING INC        | 47892                                     |                        | HVAC REPAIRS FOR JUSTIN PLAZA                               | 930.00                  |
| Total : |           |                                              |                                           |                        |                                                             | 930.00                  |
| 179935  | 3/25/2025 | 106465 FOX FIRST AID & SAFETY INC            | 74785                                     |                        | SIGNS/SIGNALS SUPPLIES                                      | 28.55                   |
| Total : |           |                                              |                                           |                        |                                                             | 28.55                   |
| 179936  | 3/25/2025 | 113220 FRANCO, LINDA M.                      | RA-JOHNSON 04/2025                        |                        | RENTAL ASSISTANCE PROGRAM                                   | 459.00                  |
| Total : |           |                                              |                                           |                        |                                                             | 459.00                  |



Voucher List  
CITY OF GARDENA

Bank code : usb

| Voucher | Date      | Vendor                                 | Invoice                                                                                                                                  | PO #      | Description/Account                                                                                                                                                                                                                                                  | Amount                                                                                       |
|---------|-----------|----------------------------------------|------------------------------------------------------------------------------------------------------------------------------------------|-----------|----------------------------------------------------------------------------------------------------------------------------------------------------------------------------------------------------------------------------------------------------------------------|----------------------------------------------------------------------------------------------|
| 179937  | 3/25/2025 | 113173 G3 URBAN                        | PERMIT #17877<br>PERMIT #18194<br>PERMIT #18309                                                                                          |           | PERMIT DEPOSIT REFUND - 2545 MAR<br>PERMIT DEPOSIT REFUND - 2545 MAR<br>PERMIT DEPOSIT REFUND - 2545 MAR<br><b>Total :</b>                                                                                                                                           | 12,000.00<br>5,000.00<br>1,000.00<br><b>18,000.00</b>                                        |
| 179938  | 3/25/2025 | 107450 GALLAGHER BENEFIT SERVICES, INC | 2025039399                                                                                                                               | 023-01535 | CLASSIFICATION & COMPENSATION S<br><b>Total :</b>                                                                                                                                                                                                                    | 41,292.00<br><b>41,292.00</b>                                                                |
| 179939  | 3/25/2025 | 107011 GARDENA VALLEY NEWS             | 00150737<br>00150739<br>00150742<br>00150892                                                                                             |           | SUMMARY OF ORDINANCE NO. 1879<br>SUMMARY OF ORDINANCE NO. 1880<br>SUMMARY OF ORDINANCE NO. 1877<br>NOTICE OF PUBLIC HEARING - CUP #8<br><b>Total :</b>                                                                                                               | 140.00<br>178.50<br>171.50<br>224.00<br><b>714.00</b>                                        |
| 179940  | 3/25/2025 | 619005 GAS COMPANY, THE                | 058-854-91703 030725<br>058-854-91703 120624                                                                                             |           | CNG FUEL<br>CNG FUEL<br><b>Total :</b>                                                                                                                                                                                                                               | 980.92<br>1,094.19<br><b>2,075.11</b>                                                        |
| 179941  | 3/25/2025 | 107056 GENFARE                         | 90207572<br>90207575                                                                                                                     |           | GTRANS AUTO PARTS<br>GTRANS AUTO PARTS<br><b>Total :</b>                                                                                                                                                                                                             | 261.70<br>2,591.40<br><b>2,853.10</b>                                                        |
| 179942  | 3/25/2025 | 106470 GILLIG LLC                      | 41278064                                                                                                                                 | 037-10371 | GTRANS AUTO PARTS<br><b>Total :</b>                                                                                                                                                                                                                                  | 999.01<br><b>999.01</b>                                                                      |
| 179943  | 3/25/2025 | 619004 GOLDEN STATE WATER CO.          | 030525                                                                                                                                   |           | WATER<br><b>Total :</b>                                                                                                                                                                                                                                              | 11,969.77<br><b>11,969.77</b>                                                                |
| 179944  | 3/25/2025 | 107513 GRAINGER                        | 9418035201<br>9418440740<br>9421167066<br>9421531675<br>9421929713<br>9422168006<br>9422168014<br>9422652900<br>9422652918<br>9423003657 | 037-10372 | GTRANS FACILITY SUPPLIES<br>GTRANS FACILITY SUPPLIES<br>GTRANS FACILITY SUPPLIES<br>GTRANS FACILITY SUPPLIES<br>SEWER PROGRAM SUPPLIES<br>SEWER PROGRAM SUPPLIES<br>SEWER PROGRAM SUPPLIES<br>SEWER PROGRAM SUPPLIES<br>PW AUTO SUPPLIES<br>GTRANS FACILITY SUPPLIES | 459.65<br>36.95<br>35.09<br>40.31<br>173.63<br>47.75<br>203.30<br>388.63<br>192.56<br>469.55 |

Voucher List  
CITY OF GARDENA

Bank code : usb

| Voucher | Date      | Vendor                                     | Invoice                                                                                                                                                | PO #      | Description/Account                                                                                                                                                                                                                                                                                                                                                           | Amount                                                                                                                                                  |
|---------|-----------|--------------------------------------------|--------------------------------------------------------------------------------------------------------------------------------------------------------|-----------|-------------------------------------------------------------------------------------------------------------------------------------------------------------------------------------------------------------------------------------------------------------------------------------------------------------------------------------------------------------------------------|---------------------------------------------------------------------------------------------------------------------------------------------------------|
| 179944  | 3/25/2025 | 107513 GRAINGER                            | (Continued)<br>9423454181<br>9423454199<br>9435604138                                                                                                  |           | SEWER PROGRAM SUPPLIES<br>STREET SWEEPER SUPPLIES<br>SEWER PROGRAM SUPPLIES<br><b>Total :</b>                                                                                                                                                                                                                                                                                 | 92.44<br>18.67<br>86.85<br><b>2,245.38</b>                                                                                                              |
| 179945  | 3/25/2025 | 113274 GREEN JR, BILLIE                    | 59                                                                                                                                                     |           | PHOTOGRAPHY SERVICES - FIVE STAI<br><b>Total :</b>                                                                                                                                                                                                                                                                                                                            | 550.00<br><b>550.00</b>                                                                                                                                 |
| 179946  | 3/25/2025 | 112374 GRIFFIN STRUCTURES, INC.            | GSI-GCASC-26                                                                                                                                           | 024-00910 | AQUATIC & SENIOR CENTER JN978<br><b>Total :</b>                                                                                                                                                                                                                                                                                                                               | 130,796.35<br><b>130,796.35</b>                                                                                                                         |
| 179947  | 3/25/2025 | 112076 HERNANDEZ, ROSA                     | 005 03/12/25                                                                                                                                           |           | INTERN SERVICES - 02/27-03/12/25<br><b>Total :</b>                                                                                                                                                                                                                                                                                                                            | 1,354.50<br><b>1,354.50</b>                                                                                                                             |
| 179948  | 3/25/2025 | 110371 HINDERLITER DE LLAMAS, & ASSOCIATES | SIN047950<br>SIN048169                                                                                                                                 | 023-01563 | CONTRACT SERVICES - SALES TAX<br>CONTRACT SERVICES - TRANSACTION<br><b>Total :</b>                                                                                                                                                                                                                                                                                            | 2,161.86<br>300.00<br><b>2,461.86</b>                                                                                                                   |
| 179949  | 3/25/2025 | 108434 HOME DEPOT CREDIT SERVICES          | 0431720<br>1310016<br>4360405<br>5262675<br>5541920<br>5590416<br>6012065<br>6320679<br>7781749<br>8538646<br>8554269<br>8554270<br>9360788<br>9911778 |           | BLDG MAINT SUPPLIES<br>REC PROGRAM SUPPLIES<br>SEWER PROGRAM SUPPLIES<br>BLDG MAINT SUPPLIES<br>BLDG MAINT SUPPLIES<br>BLDG MAINT SUPPLIES<br>PARK MAINT SUPPLIES<br>PARK MAINT SUPPLIES<br>REC PROGRAM SUPPLIES<br>REC PROGRAM SUPPLIES<br>CH BASEMENT PROJECT SUPPLIES<br>SIGNS/ SIGNALS SUPPLIES<br>CH BASEMENT PROJECT SUPPLIES<br>REC PROGRAM SUPPLIES<br><b>Total :</b> | 781.63<br>12.11<br>163.34<br>-296.95<br>382.16<br>-384.77<br>43.91<br>178.77<br>43.53<br>30.90<br>69.90<br>430.69<br>376.11<br>71.65<br><b>1,902.98</b> |
| 179950  | 3/25/2025 | 113218 HORVITZ & LEVY LLP                  | 101497                                                                                                                                                 |           | PROFESSIONAL SERVICES<br><b>Total :</b>                                                                                                                                                                                                                                                                                                                                       | 34,650.55<br><b>34,650.55</b>                                                                                                                           |

Bank code : usb

| Voucher | Date      | Vendor                                         | Invoice       | PO #      | Description/Account              | Amount           |
|---------|-----------|------------------------------------------------|---------------|-----------|----------------------------------|------------------|
| 179951  | 3/25/2025 | 106633 HOUSE OF TROPHIES & AWARDS INC          | 39224         |           | 2025 FIVE STAR ROADEO TROPHIES   | 180.68           |
|         |           |                                                |               |           | <b>Total :</b>                   | <b>180.68</b>    |
| 179952  | 3/25/2025 | 112777 HUNTRESS LABS, INC.                     | 1B4BB79A-0029 |           | HUNTRESS SOFTWARE USAGE          | 35.00            |
|         |           |                                                | 1B4BB79A-0031 |           | HUNTRESS SOFTWARE LICENSING      | 1,750.00         |
|         |           |                                                | 1B4BB79A-0032 | 023-01584 | HUNTRESS SOFTWARE LICENSING      | 24,000.00        |
|         |           |                                                |               |           | <b>Total :</b>                   | <b>25,785.00</b> |
| 179953  | 3/25/2025 | 113276 HYDRAULIC ELECTRIC COMPONENT, SUPPLY    | 0153258-IN    |           | GTRANS AUTO SUPPLIES             | 178.51           |
|         |           |                                                |               |           | <b>Total :</b>                   | <b>178.51</b>    |
| 179954  | 3/25/2025 | 109716 IML SECURITY SUPPLY                     | 4433014       |           | GTRANS FACILITY SUPPLIES         | 350.34           |
|         |           |                                                |               |           | <b>Total :</b>                   | <b>350.34</b>    |
| 179955  | 3/25/2025 | 111593 INTER-CON SECURITY SYSTEMS INC          | BD0356215     |           | FWB SECURITY SERVICES - SEPTEMB  | 1,637.81         |
|         |           |                                                | BD0369073     |           | GTRANS SECURITY SERVICES - OCTO  | 30.74            |
|         |           |                                                | BD0383764     | 037-10312 | GTRANS SECURITY SERVICES - NOVE  | 6,875.83         |
|         |           |                                                | BD0383773     |           | GTRANS SECURITY SERVICES - NOVE  | 30.74            |
|         |           |                                                | BD0433161     | 037-10420 | GTRANS SECURITY SERVICES - FEBRI | 6,609.56         |
|         |           |                                                | BD0433162     |           | REC SECURITY SERVICES-FEBRUARY   | 298.40           |
|         |           |                                                | BD0433199     |           | GTRANS SECURITY SERVICES - FEBRI | 30.74            |
|         |           |                                                |               |           | <b>Total :</b>                   | <b>15,513.82</b> |
| 179956  | 3/25/2025 | 106714 INTERSTATE BATTERIES OF, CALIFORNIA CO. | 130113257     | 037-10373 | GTRANS AUTO PARTS                | 698.55           |
|         |           |                                                |               |           | <b>Total :</b>                   | <b>698.55</b>    |
| 179957  | 3/25/2025 | 110733 J & S PROPERTY MANAGEMENT AND, MAINT    | 9012          |           | LANDSCAPE MAINTENANCE SERVICE    | 2,089.65         |
|         |           |                                                |               |           | <b>Total :</b>                   | <b>2,089.65</b>  |
| 179958  | 3/25/2025 | 108579 J.D. FIELDS LUMBER COMPANY              | 12875         |           | STREET MAINT SUPPLIES            | 48.40            |
|         |           |                                                |               |           | <b>Total :</b>                   | <b>48.40</b>     |
| 179959  | 3/25/2025 | 112586 KAGAWA, SAMUEL M.                       | WINTER 2025   |           | EDUCATIONAL REIMBURSEMENT        | 185.75           |
|         |           |                                                |               |           | <b>Total :</b>                   | <b>185.75</b>    |
| 179960  | 3/25/2025 | 100516 KALBAN INC                              | 2407-R        |           | PEDESTRIAN SAFETY IMPROVEMENT,   | 10,203.60        |
|         |           |                                                |               |           | <b>Total :</b>                   | <b>10,203.60</b> |

Bank code : usb

| Voucher | Date      | Vendor                               | Invoice          | PO #      | Description/Account             | Amount           |
|---------|-----------|--------------------------------------|------------------|-----------|---------------------------------|------------------|
| 179961  | 3/25/2025 | 211429 KEMP, TAMARA                  | FEB-MAR 2025     |           | DANCE INSTRUCTOR                | 1,275.00         |
|         |           |                                      |                  |           | <b>Total :</b>                  | <b>1,275.00</b>  |
| 179962  | 3/25/2025 | 112812 KIMBALL MIDWEST               | 103094079        |           | GTRANS SHOP SUPPLIES            | 485.07           |
|         |           |                                      |                  |           | <b>Total :</b>                  | <b>485.07</b>    |
| 179963  | 3/25/2025 | 113116 KOBASHIGAWA, ANDREW           | RA-TAPIA 04/2025 |           | RENTAL ASSISTANCE PROGRAM       | 425.00           |
|         |           |                                      |                  |           | <b>Total :</b>                  | <b>425.00</b>    |
| 179964  | 3/25/2025 | 105900 KONECRANES, INC.              | 155118639        | 037-10391 | PREVENTATIVE MAINT & INSPECTION | 525.00           |
|         |           |                                      |                  |           | <b>Total :</b>                  | <b>525.00</b>    |
| 179965  | 3/25/2025 | 104203 L.A. PAINT & BODY WORKS       | 29012            |           | BUS REPAIR FOR BUS #2002        | 1,174.64         |
|         |           |                                      |                  |           | <b>Total :</b>                  | <b>1,174.64</b>  |
| 179966  | 3/25/2025 | 113272 LA'S 33 STRINGS               | 202501           |           | ENTERTAINMENT SERVICES - CANDLE | 100.00           |
|         |           |                                      |                  |           | <b>Total :</b>                  | <b>100.00</b>    |
| 179967  | 3/25/2025 | 112260 LIEBERT CASSIDY WHITMORE      | 286215           |           | LEGAL SERVICES                  | 7,110.00         |
|         |           |                                      | 287346           |           | LEGAL SERVICES                  | 3,022.95         |
|         |           |                                      | 287355           |           | LEGAL SERVICES                  | 5,562.00         |
|         |           |                                      | 287371           |           | LEGAL SERVICES                  | 1,095.00         |
|         |           |                                      | 287372           |           | LEGAL SERVICES                  | 4,734.00         |
|         |           |                                      | 287373           |           | LEGAL SERVICES                  | 337.50           |
|         |           |                                      | 287383           |           | LEGAL SERVICES                  | 561.00           |
|         |           |                                      | 287384           |           | LEGAL SERVICES                  | 3,137.00         |
|         |           |                                      | 287398           |           | LEGAL SERVICES                  | 409.00           |
|         |           |                                      | 287399           |           | LEGAL SERVICES                  | 1,251.00         |
|         |           |                                      |                  |           | <b>Total :</b>                  | <b>27,219.45</b> |
| 179968  | 3/25/2025 | 109517 LOAD N' GO BUILDING MATERIALS | 32549            |           | STREET MAINT SUPPLIES           | 276.02           |
|         |           |                                      |                  |           | <b>Total :</b>                  | <b>276.02</b>    |
| 179969  | 3/25/2025 | 109058 LOBBY TRAFFIC SYSTEMS INC     | 89392            |           | ROWLEY PARK - CHAIN LINK FENCE  | 3,975.00         |
|         |           |                                      |                  |           | <b>Total :</b>                  | <b>3,975.00</b>  |
| 179970  | 3/25/2025 | 105754 LOU'S GOLF CARTS, INC.        | 44910            |           | GOLF CART PARTS                 | 1,358.28         |

Bank code : usb

| Voucher | Date      | Vendor                              | Invoice          | PO #      | Description/Account              | Amount           |
|---------|-----------|-------------------------------------|------------------|-----------|----------------------------------|------------------|
| 179970  | 3/25/2025 | 105754 LOU'S GOLF CARTS, INC.       | (Continued)      |           | <b>Total :</b>                   | <b>1,358.28</b>  |
| 179971  | 3/25/2025 | 107991 LRJ CONSTRUCTION, INC.       | 1170-90          | 032-00199 | CDBG HOUSING REHAB PROGRAM - 1   | 45,000.00        |
|         |           |                                     | 13700-90         | 032-00198 | CDBG HOUSING REHAB PROGRAM - 1   | 45,000.00        |
|         |           |                                     | 13700-90PHLA     | 032-00201 | PHLA HOUSING REHAB PROGRAM - 13  | 5,445.00         |
|         |           |                                     |                  |           | <b>Total :</b>                   | <b>95,445.00</b> |
| 179972  | 3/25/2025 | 107991 LRJ CONSTRUCTION, INC.       | 13700-10F RET    |           | CDBG HOUSING REHAB PROGRAM - 1   | 5,000.00         |
|         |           |                                     |                  |           | <b>Total :</b>                   | <b>5,000.00</b>  |
| 179973  | 3/25/2025 | 107991 LRJ CONSTRUCTION, INC.       | 1170-10CDBG RET  |           | CDBG HOUSING REHAB PROGRAM - 1   | 5,000.00         |
|         |           |                                     |                  |           | <b>Total :</b>                   | <b>5,000.00</b>  |
| 179974  | 3/25/2025 | 107991 LRJ CONSTRUCTION, INC.       | 13700-10PHLA RET |           | PHLA HOUSING REHAB PROGRAM - 13  | 605.00           |
|         |           |                                     |                  |           | <b>Total :</b>                   | <b>605.00</b>    |
| 179975  | 3/25/2025 | 109563 LUCKY LADY CASINO            | 0850000272       |           | ECONOMIC ASSISTANCE - FEBRUARY   | 29,426.16        |
|         |           |                                     |                  |           | <b>Total :</b>                   | <b>29,426.16</b> |
| 179976  | 3/25/2025 | 113301 M & K METAL CO.              | 390775           |           | STREET MAINT SUPPLIES            | 5.90             |
|         |           |                                     |                  |           | <b>Total :</b>                   | <b>5.90</b>      |
| 179977  | 3/25/2025 | 113192 MAGGARD STRIPPING, INC.      | 3664             | 024-01115 | STREET STRIPING - NORMANDIE AVE  | 14,050.00        |
|         |           |                                     |                  |           | <b>Total :</b>                   | <b>14,050.00</b> |
| 179978  | 3/25/2025 | 104841 MAR-CO EQUIPMENT COMPANY     | 207068           |           | STREET SWEEPER SUPPLIES          | 1,121.29         |
|         |           |                                     |                  |           | <b>Total :</b>                   | <b>1,121.29</b>  |
| 179979  | 3/25/2025 | 113064 MCMASTER-CARR SUPPLY COMPANY | 41251437         |           | GTRANS SHOP SUPPLIES             | 493.85           |
|         |           |                                     | 41642017         |           | GTRANS SHOP SUPPLIES             | 494.60           |
|         |           |                                     |                  |           | <b>Total :</b>                   | <b>988.45</b>    |
| 179980  | 3/25/2025 | 112524 MDG ASSOCIATES, INC.         | 19418            | 032-00175 | CDBG ADMINISTRATION - FEBRUARY 2 | 15,636.50        |
|         |           |                                     | 19419            | 032-00175 | CDBG HOUSING REHAB PROGRAM - F   | 9,068.50         |
|         |           |                                     |                  |           | <b>Total :</b>                   | <b>24,705.00</b> |
| 179981  | 3/25/2025 | 111604 MICRO ELECTRONICS, INC       | 13589475         | 023-01553 | COMPUTER REPLACEMENT PARTS       | 5,800.36         |

Voucher List  
CITY OF GARDENA

Bank code : usb

| Voucher | Date      | Vendor                                       | Invoice     | PO #      | Description/Account              | Amount           |
|---------|-----------|----------------------------------------------|-------------|-----------|----------------------------------|------------------|
| 179981  | 3/25/2025 | 111604 111604 MICRO ELECTRONICS, INC         | (Continued) |           | <b>Total :</b>                   | <b>5,800.36</b>  |
| 179982  | 3/25/2025 | 111981 MIRANDA, ELLNER                       | 04/04-04/09 |           | APTA 2025 BUS ROADEO & MOBILITY  | 250.00           |
|         |           |                                              |             |           | <b>Total :</b>                   | <b>250.00</b>    |
| 179983  | 3/25/2025 | 112479 MOODY, TOBIAS LEVI                    | 031025      |           | ENTERTAINMENT SERVICES - STATE C | 300.00           |
|         |           |                                              |             |           | <b>Total :</b>                   | <b>300.00</b>    |
| 179984  | 3/25/2025 | 112159 NEOU, ROMEO                           | 04/04-04/09 |           | APTA 2025 BUS ROADEO & MOBILITY  | 250.00           |
|         |           |                                              |             |           | <b>Total :</b>                   | <b>250.00</b>    |
| 179985  | 3/25/2025 | 105140 NMK CORPORATION                       | COG-033     | 023-01586 | CISCO VOIP PHONE SYSTEM LICENSE  | 44,343.90        |
|         |           |                                              |             |           | <b>Total :</b>                   | <b>44,343.90</b> |
| 179986  | 3/25/2025 | 105140 NMK CORPORATION                       | COG-037     | 023-01554 | COMPUTER REPLACEMENT PARTS       | 21,560.92        |
|         |           |                                              |             |           | <b>Total :</b>                   | <b>21,560.92</b> |
| 179987  | 3/25/2025 | 105140 NMK CORPORATION                       | COG-038     | 023-01554 | COMPUTER REPLACEMENT PARTS       | 15,935.00        |
|         |           |                                              |             |           | <b>Total :</b>                   | <b>15,935.00</b> |
| 179988  | 3/25/2025 | 110575 OCCUPATIONAL HEALTH CENTERS, OF CALIF | 85822871    | 023-01558 | RANDOM TESTS                     | 615.00           |
|         |           |                                              | 85895363    | 023-01558 | RANDOM TESTS                     | 325.00           |
|         |           |                                              | 85895725    | 023-01558 | RANDOM TESTS                     | 2,269.00         |
|         |           |                                              | 85964254    | 023-01558 | RANDOM TESTS                     | 1,067.00         |
|         |           |                                              | 86028171    | 023-01558 | RANDOM TESTS                     | 1,465.00         |
|         |           |                                              | 86099110    | 023-01558 | RANDOM TESTS                     | 372.00           |
|         |           |                                              | 86101611    | 023-01558 | RANDOM TESTS                     | 179.00           |
|         |           |                                              |             |           | <b>Total :</b>                   | <b>6,292.00</b>  |
| 179989  | 3/25/2025 | 115168 OFFICE DEPOT                          | 410097797   |           | FINANCE OFFICE SUPPLIES          | 150.84           |
|         |           |                                              | 412323950   |           | PD OFFICE SUPPLIES               | 21.81            |
|         |           |                                              | 412324031   |           | PD OFFICE SUPPLIES               | 41.22            |
|         |           |                                              | 412324032   |           | PD OFFICE SUPPLIES               | 29.19            |
|         |           |                                              | 413012103   |           | CT OFFICE SUPPLIES               | 66.51            |
|         |           |                                              | 414208082   |           | PD OFFICE SUPPLIES               | 147.17           |
|         |           |                                              | 414420143   |           | BUS OFFICE SUPPLIES              | 309.01           |
|         |           |                                              |             |           | <b>Total :</b>                   | <b>765.75</b>    |

Voucher List  
CITY OF GARDENA

Bank code : usb

| Voucher | Date      | Vendor                                       | Invoice            | PO #      | Description/Account               | Amount    |
|---------|-----------|----------------------------------------------|--------------------|-----------|-----------------------------------|-----------|
| 179990  | 3/25/2025 | 111358 O'REILLY AUTO PARTS                   | 127787             |           | PW AUTO SUPPLIES                  | 648.10    |
| Total : |           |                                              |                    |           |                                   | 648.10    |
| 179991  | 3/25/2025 | 115810 ORKIN PEST CONTROL                    | 273801291          |           | PEST CONTROL - ACCT #27336703     | 347.00    |
|         |           |                                              | 275176465          |           | PEST CONTROL - ACCT #27336703     | 347.00    |
|         |           |                                              | 275176466          |           | PEST CONTROL - ACCT #27336703     | 347.00    |
| Total : |           |                                              |                    |           |                                   | 1,041.00  |
| 179992  | 3/25/2025 | 108382 OSORIO, CLINT                         | 02/17-02/21        |           | 2025 CSMFO ANNUAL CONFERENCE      | 300.00    |
| Total : |           |                                              |                    |           |                                   | 300.00    |
| 179993  | 3/25/2025 | 112688 OUTLAW GRAPHIX INC.                   | 11596              | 035-01379 | 2023 DURANGO INTRCPTRS NEW GRA    | 6,558.35  |
| Total : |           |                                              |                    |           |                                   | 6,558.35  |
| 179994  | 3/25/2025 | 110403 PENN RECORDS MANAGEMENT               | 0146991            |           | OFFSITE STORAGE SERVICES - FEBRU  | 82.55     |
| Total : |           |                                              |                    |           |                                   | 82.55     |
| 179995  | 3/25/2025 | 112189 PERFECT SCORE ATHLETIC, TRAINING CENT | 02/05-02/26/25     |           | GYMNASTICS INSTRUCTOR SERVICES    | 2,677.50  |
| Total : |           |                                              |                    |           |                                   | 2,677.50  |
| 179996  | 3/25/2025 | 113188 PERSON REALTY INC                     | RA-MACK 04/2025    |           | RENTAL ASSISTANCE PROGRAM         | 625.00    |
| Total : |           |                                              |                    |           |                                   | 625.00    |
| 179997  | 3/25/2025 | 108600 PHOENIX GROUP INFORMATION, SYSTEMS    | 012025211          | 035-01363 | PARKING CITATION MGMT SERVICES -  | 11,704.56 |
|         |           |                                              | 022025211          | 035-01363 | PARKING CITATION MGMT SERVICES -  | 22,798.94 |
| Total : |           |                                              |                    |           |                                   | 34,503.50 |
| 179998  | 3/25/2025 | 108600 PHOENIX GROUP INFORMATION, SYSTEMS    | 112024211          | 035-01363 | PARKING CITATION MGMT SERVICES -  | 16,943.88 |
|         |           |                                              | 122024211          | 035-01363 | PARKING CITATION MGMT SERVICES -  | 8,220.24  |
| Total : |           |                                              |                    |           |                                   | 25,164.12 |
| 179999  | 3/25/2025 | 111883 PROJECT PARTNERS, INC.                | 12485-A            | 024-01112 | PROJECT MANAGEMENT SERVICES       | 12,040.00 |
| Total : |           |                                              |                    |           |                                   | 12,040.00 |
| 180000  | 3/25/2025 | 113285 PROPERTY PROJECTS                     | PERMIT #50024-0540 |           | PERMIT DEPOSIT REFUND - 1106 W 13 | 5,000.00  |
| Total : |           |                                              |                    |           |                                   | 5,000.00  |
| 180001  | 3/25/2025 | 102677 PROVIDENCE HEALTH & SERVICES          | 600000283 03/05/25 |           | PRE-EMPLOYMENT PHYSICALS          | 240.00    |

Bank code : usb

| Voucher | Date      | Vendor | Invoice                                         | PO #       | Description/Account              | Amount                              |
|---------|-----------|--------|-------------------------------------------------|------------|----------------------------------|-------------------------------------|
| 180001  | 3/25/2025 | 102677 | 102677 PROVIDENCE HEALTH & SERVICES (Continued) |            | <b>Total :</b>                   | <b>240.00</b>                       |
| 180002  | 3/25/2025 | 106092 | PRUDENTIAL OVERALL SUPPLY                       | 43005962   | 034-00667                        | SUPPLY RENTAL - MATS - CH 19.00     |
|         |           |        |                                                 | 43009157   | 037-10365                        | UNIFORM & SUPPLY RENTAL 317.68      |
|         |           |        |                                                 | 43009519   | 024-01082                        | UNIFORM & SUPPLY RENTAL 164.32      |
|         |           |        |                                                 |            | 034-00667                        |                                     |
|         |           |        |                                                 | 43009520   | 034-00667                        | UNIFORM & SUPPLY RENTAL 30.73       |
|         |           |        |                                                 | 43009521   | 034-00667                        | SUPPLY RENTAL - MATS - GTRANS 50.10 |
|         |           |        |                                                 | 43009522   | 034-00667                        | SUPPLY RENTAL - MATS - NCC 13.65    |
|         |           |        |                                                 | 43009523   | 034-00667                        | SUPPLY RENTAL - MATS - CH 19.00     |
|         |           |        |                                                 | 43009524   | 034-00667                        | SUPPLY RENTAL - MATS - PD 91.60     |
|         |           |        |                                                 | 43009525   | 034-00667                        | SUPPLY RENTAL - MATS - HS 11.60     |
|         |           |        |                                                 | 43011294   | 034-00667                        | CUSTODIAL SUPPLIES 1,902.20         |
|         |           |        |                                                 | 43011295   | 024-01082                        | UNIFORM & SUPPLY RENTAL 164.32      |
|         |           |        |                                                 |            | 034-00667                        |                                     |
|         |           |        |                                                 | 43011296   | 034-00667                        | UNIFORM & SUPPLY RENTAL 30.73       |
|         |           |        |                                                 | 43011297   | 034-00667                        | SUPPLY RENTAL - MATS - GTRANS 50.10 |
|         |           |        |                                                 | 43012705   | 037-10365                        | UNIFORM & SUPPLY RENTAL 324.48      |
|         |           |        |                                                 |            | <b>Total :</b>                   | <b>3,189.51</b>                     |
| 180003  | 3/25/2025 | 104868 | PYRO-COMM SYSTEMS, INC.                         | 10039294   | SERVICE CALL - ADMIN BUILDING A  | 918.41                              |
|         |           |        |                                                 |            | <b>Total :</b>                   | <b>918.41</b>                       |
| 180004  | 3/25/2025 | 102283 | QUICK COLOR PRINTING                            | 16449      | REC PROGRAM SUPPLIES             | 55.13                               |
|         |           |        |                                                 | 16450      | REC PROGRAM SUPPLIES             | 432.18                              |
|         |           |        |                                                 |            | <b>Total :</b>                   | <b>487.31</b>                       |
| 180005  | 3/25/2025 | 100147 | RCI IMAGE SYSTEMS                               | 77648      | MICROFICHE SCANNING - 15902 WEST | 195.14                              |
|         |           |        |                                                 |            | <b>Total :</b>                   | <b>195.14</b>                       |
| 180006  | 3/25/2025 | 103072 | REACH                                           | 032545     | EAP SERVICES/REACHLINE NEWSLET   | 902.00                              |
|         |           |        |                                                 |            | <b>Total :</b>                   | <b>902.00</b>                       |
| 180007  | 3/25/2025 | 108886 | REDMON GROUP INC.                               | RG2022401  | 037-10418                        | GTRANS WEBSITE SUPPORT 2,825.00     |
|         |           |        |                                                 |            | <b>Total :</b>                   | <b>2,825.00</b>                     |
| 180008  | 3/25/2025 | 112578 | RIDECO US INC                                   | 2025-110US | 037-10254                        | MICROTRANSIT SOFTWARE 1,594.96      |



Bank code : usb

| Voucher | Date      | Vendor                                             | Invoice                                                                  | PO #      | Description/Account                                                                                  | Amount                               |
|---------|-----------|----------------------------------------------------|--------------------------------------------------------------------------|-----------|------------------------------------------------------------------------------------------------------|--------------------------------------|
| 180008  | 3/25/2025 | 112578 112578 RIDECO US INC                        | (Continued)                                                              |           | <b>Total :</b>                                                                                       | <b>1,594.96</b>                      |
| 180009  | 3/25/2025 | 112433 RIGHTWAY HEALTHCARE, INC                    | INV22629                                                                 | 023-01566 | CARE NAVIGATION COORDINATORS                                                                         | 1,885.00                             |
|         |           |                                                    |                                                                          |           | <b>Total :</b>                                                                                       | <b>1,885.00</b>                      |
| 180010  | 3/25/2025 | 112339 ROMANO, KEVIN                               | 01/06-02/17<br>04/04-04/09                                               |           | OCTA MAINTENCE TRAINING - MILEAG<br>APTA 2025 BUS ROADEO & MOBILITY                                  | 582.40<br>250.00                     |
|         |           |                                                    |                                                                          |           | <b>Total :</b>                                                                                       | <b>832.40</b>                        |
| 180011  | 3/25/2025 | 119126 S.B.R.P.C.A.                                | 04601                                                                    | 023-01532 | FY24-25 4TH QUARTER ASSESSMENT                                                                       | 411,331.58                           |
|         |           |                                                    |                                                                          |           | <b>Total :</b>                                                                                       | <b>411,331.58</b>                    |
| 180012  | 3/25/2025 | 119126 S.B.R.P.C.A.                                | 04538<br>04539                                                           |           | PD AUTO PARTS<br>PD AUTO PARTS                                                                       | 733.16<br>63.49                      |
|         |           |                                                    |                                                                          |           | <b>Total :</b>                                                                                       | <b>796.65</b>                        |
| 180013  | 3/25/2025 | 119022 SAFE MART OF SOUTHERN, CALIFORNIA, INC 1611 |                                                                          |           | GTRANS FACILITY SUPPLIES                                                                             | 3,257.96                             |
|         |           |                                                    |                                                                          |           | <b>Total :</b>                                                                                       | <b>3,257.96</b>                      |
| 180014  | 3/25/2025 | 119015 SAFETY-KLEEN CORPORATION                    | 96239014                                                                 | 037-10376 | SERVICE AQUEOUS PARTS WASHER                                                                         | 1,243.61                             |
|         |           |                                                    |                                                                          |           | <b>Total :</b>                                                                                       | <b>1,243.61</b>                      |
| 180015  | 3/25/2025 | 112327 SAMI'S REFEREES LLC                         | 02/16-02/28/2025<br>02/16-02/28/25<br>03/01-03/15/2025<br>03/01-03/15/25 |           | SPORT REFEREE SERVICES<br>SPORT REFEREE SERVICES<br>SPORT REFEREE SERVICES<br>SPORT REFEREE SERVICES | 480.00<br>120.00<br>240.00<br>120.00 |
|         |           |                                                    |                                                                          |           | <b>Total :</b>                                                                                       | <b>960.00</b>                        |
| 180016  | 3/25/2025 | 103990 SANDERSON, CHRISTOPHER                      | FALL 2024                                                                |           | EDUCATIONAL REIMBURSEMENT                                                                            | 1,154.26                             |
|         |           |                                                    |                                                                          |           | <b>Total :</b>                                                                                       | <b>1,154.26</b>                      |
| 180017  | 3/25/2025 | 110772 SANTOS, VICTOR D.                           | 04/04-04/09                                                              |           | APTA 2025 BUS ROADEO & MOBILITY                                                                      | 250.00                               |
|         |           |                                                    |                                                                          |           | <b>Total :</b>                                                                                       | <b>250.00</b>                        |
| 180018  | 3/25/2025 | 108654 SECTRAN SECURITY INC.                       | 25022258<br>25030887<br>25030888                                         |           | ARMORED TRANSPORTATION SERVICE<br>ARMORED TRANSPORTATION SERVICE<br>ARMORED TRANSPORTATION SERVICE   | 1,952.90<br>978.80<br>292.30         |

Bank code : usb

| Voucher | Date      | Vendor                                   | Invoice         | PO #      | Description/Account                | Amount           |
|---------|-----------|------------------------------------------|-----------------|-----------|------------------------------------|------------------|
| 180018  | 3/25/2025 | 108654 108654 SECTRAN SECURITY INC.      | (Continued)     |           | <b>Total :</b>                     | <b>3,224.00</b>  |
| 180019  | 3/25/2025 | 104451 SELECT ADVANTAGE                  | 10349314        |           | BUS OPERATOR ASSESSMENT SERVIC     | 850.00           |
|         |           |                                          |                 |           | <b>Total :</b>                     | <b>850.00</b>    |
| 180020  | 3/25/2025 | 107006 SHAMROCK COMPANIES                | 2788102         |           | STREET MAINT SUPPLIES              | 2,249.63         |
|         |           |                                          |                 |           | <b>Total :</b>                     | <b>2,249.63</b>  |
| 180021  | 3/25/2025 | 119378 SMARDAN SUPPLY CO.                | S4205096        |           | BLDG MAINT SUPPLIES                | 124.89           |
|         |           |                                          |                 |           | <b>Total :</b>                     | <b>124.89</b>    |
| 180022  | 3/25/2025 | 107758 SO CAL CONSTRUCTION SERVICES      | 13204-CDBG1     | 032-00200 | CDBG HOUSING REHAB PROGRAM - 1:    | 38,925.00        |
|         |           |                                          | 13207-1         | 032-00202 | CDBG HOUSING REHAB PROGRAM - 1:    | 41,598.00        |
|         |           |                                          |                 |           | <b>Total :</b>                     | <b>80,523.00</b> |
| 180023  | 3/25/2025 | 119447 SOUTH BAY FORD                    | 739946          |           | PW AUTO PARTS                      | 239.21           |
|         |           |                                          | 739988          |           | PW AUTO PARTS                      | 388.94           |
|         |           |                                          | CM739946        |           | PW AUTO PARTS                      | -239.21          |
|         |           |                                          |                 |           | <b>Total :</b>                     | <b>388.94</b>    |
| 180024  | 3/25/2025 | 619003 SOUTHERN CALIFORNIA EDISON        | 031425          |           | LIGHT & POWER                      | 82,713.32        |
|         |           |                                          |                 |           | <b>Total :</b>                     | <b>82,713.32</b> |
| 180025  | 3/25/2025 | 619006 SOUTHERN CALIFORNIA EDISON        | 568854          |           | STREET LIGHT INSTALLATION - 1147 W | 2,591.20         |
|         |           |                                          |                 |           | <b>Total :</b>                     | <b>2,591.20</b>  |
| 180026  | 3/25/2025 | 103202 SOUTHERN COUNTIES LUBRICANTS, LLC | 218356          |           | BUS AUTOMOTIVE FLUIDS              | 4,378.86         |
|         |           |                                          |                 |           | <b>Total :</b>                     | <b>4,378.86</b>  |
| 180027  | 3/25/2025 | 108238 SPARKLETTS                        | 15638236 022125 |           | DRINKING WATER FILTRATION SYSTEM   | 53.00            |
|         |           |                                          |                 |           | <b>Total :</b>                     | <b>53.00</b>     |
| 180028  | 3/25/2025 | 104453 SPICERS PAPER, INC.               | 50314336        |           | PD OFFICE SUPPLIES                 | 2,444.14         |
|         |           |                                          |                 |           | <b>Total :</b>                     | <b>2,444.14</b>  |
| 180029  | 3/25/2025 | 119548 ST. JOHN LUTHERAN CHURCH          | APRIL 2025      |           | SENIOR CITIZENS DAY CARE           | 1,100.00         |
|         |           |                                          |                 |           | <b>Total :</b>                     | <b>1,100.00</b>  |

Voucher List  
CITY OF GARDENA

Bank code : usb

| Voucher | Date      | Vendor                                      | Invoice             | PO #      | Description/Account               | Amount           |
|---------|-----------|---------------------------------------------|---------------------|-----------|-----------------------------------|------------------|
| 180030  | 3/25/2025 | 303323 STATE CONTROLLER'S OFFICE            | FAUD-00004667       |           | ANNUAL STREET REPORT FY 23/24     | 3,930.95         |
|         |           |                                             |                     |           | <b>Total :</b>                    | <b>3,930.95</b>  |
| 180031  | 3/25/2025 | 113298 STRETCH WITH NIKI                    | 02/18-03/11/25      |           | STRETCH AND MOBILITY INSTRUCTOF   | 272.00           |
|         |           |                                             |                     |           | <b>Total :</b>                    | <b>272.00</b>    |
| 180032  | 3/25/2025 | 104106 SWARCO MCCAIN, INC.                  | INV0285404          |           | SIGNS/SIGNALS SUPPLIES            | 4,314.06         |
|         |           |                                             |                     |           | <b>Total :</b>                    | <b>4,314.06</b>  |
| 180033  | 3/25/2025 | 112505 T Y LIN INTERNATIONAL                | 102411445           | 037-10323 | PROJECT MGMT SVCS, MAINT & ASSE'  | 229.19           |
|         |           |                                             |                     |           | <b>Total :</b>                    | <b>229.19</b>    |
| 180034  | 3/25/2025 | 109994 T.E.M.P.S., INC                      | 102724158           | 037-10401 | GTRANS CUSTOMER SURVEY SERVIC     | 11,562.09        |
|         |           |                                             | 110324158           | 037-10401 | GTRANS CUSTOMER SURVEY SERVIC     | 11,851.27        |
|         |           |                                             |                     |           | <b>Total :</b>                    | <b>23,413.36</b> |
| 180035  | 3/25/2025 | 113297 TECHNICAL MASTERY SOCCER             | 02/10-03/08/25      |           | SOCCER INSTRUCTOR                 | 850.00           |
|         |           |                                             |                     |           | <b>Total :</b>                    | <b>850.00</b>    |
| 180036  | 3/25/2025 | 112931 THERMAL CONCEPTS, INC.               | 9038                |           | GTRANS HVAC MAINTENANCE           | 3,300.00         |
|         |           |                                             |                     |           | <b>Total :</b>                    | <b>3,300.00</b>  |
| 180037  | 3/25/2025 | 113294 TIRE HOUSE, THE                      | 2794                |           | CD VEHICLE TIRE SERVICES          | 20.00            |
|         |           |                                             |                     |           | <b>Total :</b>                    | <b>20.00</b>     |
| 180038  | 3/25/2025 | 106018 TRANE U.S. INC.                      | 315237024           | 037-10366 | BUS FACILITY SERVICE MAINTENANCE  | 1,176.21         |
|         |           |                                             |                     |           | <b>Total :</b>                    | <b>1,176.21</b>  |
| 180039  | 3/25/2025 | 105556 TRIANGLE SPORTS, INC.                | 43218               |           | YOUTH SPORT TROPHIES              | 148.92           |
|         |           |                                             |                     |           | <b>Total :</b>                    | <b>148.92</b>    |
| 180040  | 3/25/2025 | 111481 TRIO COMMUNITY MEALS, LLC            | INV2230060665       | 034-00659 | SENIOR FEEDING PROGRAM            | 7,736.26         |
|         |           |                                             | INV2230061161       | 034-00659 | SENIOR FEEDING PROGRAM            | 6,608.36         |
|         |           |                                             |                     |           | <b>Total :</b>                    | <b>14,344.62</b> |
| 180041  | 3/25/2025 | 109900 U.S. BANK CORPORATE PAYMENT, SYSTEMS | NOLAN 02/24/25      |           | CAL CARD STATEMENT 01/23-02/24/25 | 11,224.41        |
|         |           |                                             | RECREATION 02/24/25 |           | CAL CARD STATEMENT 01/23-02/24/25 | 15,133.79        |
|         |           |                                             | ROMERO 02/24/25     |           | CAL CARD STATEMENT 01/23-02/24/25 | 2,672.25         |

Voucher List  
CITY OF GARDENA

Bank code : usb

| Voucher | Date      | Vendor | Invoice                                               | PO #           | Description/Account               | Amount            |
|---------|-----------|--------|-------------------------------------------------------|----------------|-----------------------------------|-------------------|
| 180041  | 3/25/2025 | 109900 | 109900 U.S. BANK CORPORATE PAYMENT, SYST (Continued)  |                | <b>Total :</b>                    | <b>29,030.45</b>  |
| 180042  | 3/25/2025 | 109900 | U.S. BANK CORPORATE PAYMENT, SYSTEMS FINANCE 02/24/25 |                | CAL CARD STATEMENT 01/23-02/24/25 | 11,614.64         |
|         |           |        | PD TRAINING3 1/22/25                                  |                | CAL CARD STATEMENT 12/24-01/22/25 | 3,477.07          |
|         |           |        | PD TRAINING4 1/22/25                                  |                | CAL CARD STATEMENT 12/24-01/22/25 | 5,469.72          |
|         |           |        | PYNN 02/24/25                                         |                | CAL CARD STATEMENT 01/23-02/24/25 | 12,280.20         |
|         |           |        | SWEENEY 02/24/25                                      |                | CAL CARD STATEMENT 01/23-02/24/25 | 1,581.17          |
|         |           |        |                                                       |                | <b>Total :</b>                    | <b>34,422.80</b>  |
| 180043  | 3/25/2025 | 104692 | ULINE                                                 | 189081864      | CUSTODIAL SUPPLIES                | 49.68             |
|         |           |        |                                                       | 190039643      | CUSTODIAL SUPPLIES                | 395.28            |
|         |           |        |                                                       |                | <b>Total :</b>                    | <b>444.96</b>     |
| 180044  | 3/25/2025 | 121275 | UNDERGROUND SERVICE ALERT, OF SC                      | 220250295      | NEW TICKETS                       | 152.45            |
|         |           |        |                                                       | 24-252801      | STATE REGULATORY COSTS- BILLABLI  | 67.81             |
|         |           |        |                                                       |                | <b>Total :</b>                    | <b>220.26</b>     |
| 180045  | 3/25/2025 | 109391 | VASQUEZ, SANTIAGO                                     | GEPCO 2025     | GEPCO LOAN                        | 2,000.00          |
|         |           |        |                                                       |                | <b>Total :</b>                    | <b>2,000.00</b>   |
| 180046  | 3/25/2025 | 122050 | VERIZON WIRELESS                                      | 6105714876     | PW CELL PHONE SERVICE             | 1,009.34          |
|         |           |        |                                                       |                | <b>Total :</b>                    | <b>1,009.34</b>   |
| 180047  | 3/25/2025 | 122435 | VISTA PAINT CORPORATION                               | 2025-833389-00 | STREET MAINT SUPPLIES             | 324.14            |
|         |           |        |                                                       |                | <b>Total :</b>                    | <b>324.14</b>     |
| 180048  | 3/25/2025 | 108353 | WALTERS WHOLESALE ELECTRIC CO                         | S127347603     | BLDG MAINT SUPPLIES               | 374.85            |
|         |           |        |                                                       | S127451018     | CH BASEMENT PROJECT SUPPLIES      | 970.20            |
|         |           |        |                                                       |                | <b>Total :</b>                    | <b>1,345.05</b>   |
| 180049  | 3/25/2025 | 113300 | WANCO INC                                             | 119464         | PW MAINT SUPPLIES                 | 225.00            |
|         |           |        |                                                       |                | <b>Total :</b>                    | <b>225.00</b>     |
| 180050  | 3/25/2025 | 101195 | WASTE RESOURCES GARDENA                               | 031725         | WASTE COLLECTION                  | 300,428.02        |
|         |           |        |                                                       |                | <b>Total :</b>                    | <b>300,428.02</b> |
| 180051  | 3/25/2025 | 100212 | WATKINS, RAMISI                                       | 04/04-04/09    | APTA 2025 BUS ROADEO & MOBILITY   | 250.00            |

Bank code : usb

| Voucher | Date                         | Vendor                        | Invoice            | PO #      | Description/Account                        | Amount           |
|---------|------------------------------|-------------------------------|--------------------|-----------|--------------------------------------------|------------------|
| 180051  | 3/25/2025                    | 100212 100212 WATKINS, RAMISI | (Continued)        |           | Total :                                    | 250.00           |
| 180052  | 3/25/2025                    | 100107 WAYNE ELECTRIC CO.     | 216814             |           | GTRANS FACILITY SUPPLIES                   | 843.41           |
|         |                              |                               |                    |           | Total :                                    | 843.41           |
| 180053  | 3/25/2025                    | 112694 WESTERN A/V            | 22549              | 023-01585 | COUNCIL CHAMBERS AV UPGRADE                | 39,273.47        |
|         |                              |                               |                    |           | Total :                                    | 39,273.47        |
| 180054  | 3/25/2025                    | 119387 WEX BANK               | 103407260          |           | FUEL PURCHASES                             | 98.74            |
|         |                              |                               |                    |           | Total :                                    | 98.74            |
| 180055  | 3/25/2025                    | 108957 WONG, GLENN            | RA-SAWA 04/2025    |           | RENTAL ASSISTANCE PROGRAM                  | 367.00           |
|         |                              |                               |                    |           | Total :                                    | 367.00           |
| 180056  | 3/25/2025                    | 113291 WONG, WILLIAM          | PERMIT #50024-0022 |           | PERMIT DEPOSIT REFUND - 1904 W 15          | 7,500.00         |
|         |                              |                               |                    |           | Total :                                    | 7,500.00         |
| 180057  | 3/25/2025                    | 125001 YAMADA COMPANY, INC.   | 84842<br>84849     |           | PARK MAINT SUPPLIES<br>PARK MAINT SUPPLIES | 437.98<br>220.20 |
|         |                              |                               |                    |           | Total :                                    | 658.18           |
| 180058  | 3/25/2025                    | 112235 YUNEX LLC              | 90003925           |           | TRAFFIC POLE INSTALLATION - VAN NE         | 3,480.00         |
|         |                              |                               |                    |           | Total :                                    | 3,480.00         |
| 191     | Vouchers for bank code : usb |                               |                    |           | Bank total :                               | 2,376,726.08     |
| 191     | Vouchers in this report      |                               |                    |           | Total vouchers :                           | 2,376,726.08     |


Bank code : usb

| Voucher | Date | Vendor | Invoice | PO # | Description/Account | Amount |
|---------|------|--------|---------|------|---------------------|--------|
|---------|------|--------|---------|------|---------------------|--------|

CLAIMS VOUCHER APPROVAL

I hereby certify that the demands or claims covered by the checks listed on pages 1 to 20 inclusive of the check register are accurate and funds are available for payment thereof.

By:



Director of Administrative Services

This is to certify that the claims or demands covered by checks listed on pages 1 to 20 inclusive of the check register have been audited by the City Council of the City of Gardena and that all of the said checks are approved for payment except check numbers:

|       |                   |
|-------|-------------------|
| _____ | <u>03/25/2025</u> |
| Mayor | Date              |

|               |       |
|---------------|-------|
| _____         | _____ |
| Councilmember | Date  |

|               |       |
|---------------|-------|
| _____         | _____ |
| Councilmember | Date  |

Acknowledged:

|               |       |
|---------------|-------|
| _____         | _____ |
| Councilmember | Date  |

|               |       |
|---------------|-------|
| _____         | _____ |
| Councilmember | Date  |

# CITY OF GARDENA



## INVESTMENT REPORT

February 2025

Prepared by Danny Rodriguez, Revenue and Purchasing Manager  
Reviewed by Ray Beeman, Director of Administrative Services

# MONTHLY ACCOUNT STATEMENT

---

City of Gardena Cons | Account #10647 | As of February 28, 2025

**CHANDLER ASSET MANAGEMENT** | [chandlerasset.com](http://chandlerasset.com)

**Chandler Team:**

For questions about your account, please call (800) 317-4747,  
or contact [clientservice@chandlerasset.com](mailto:clientservice@chandlerasset.com)

**Custodian:**



# PORTFOLIO SUMMARY

City of Gardena Cons | Account #10647 | As of February 28, 2025

## Portfolio Characteristics

|                           |       |
|---------------------------|-------|
| Average Modified Duration | 0.58  |
| Average Coupon            | 4.17% |
| Average Purchase YTM      | 4.32% |
| Average Market YTM        | 4.38% |
| Average Credit Quality*   | AAA   |
| Average Final Maturity    | 0.69  |
| Average Life              | 0.63  |

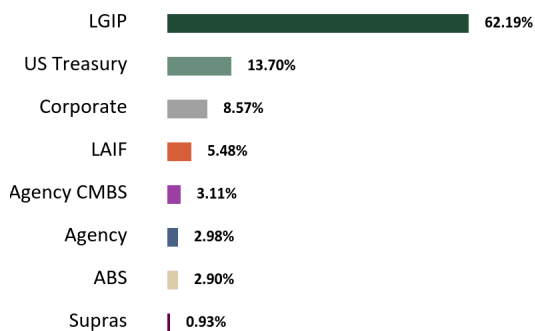
## Account Summary

|                           | End Values as of<br>01/31/2025 | End Values as of<br>02/28/2025 |
|---------------------------|--------------------------------|--------------------------------|
| Market Value              | 103,446,327.30                 | 103,952,058.18                 |
| Accrued Interest          | 233,757.37                     | 262,624.48                     |
| <b>Total Market Value</b> | <b>103,680,084.67</b>          | <b>104,214,682.67</b>          |
| Income Earned             | 351,896.10                     | 325,568.05                     |
| Cont/WD                   | 19,994,681.12                  | 0.00                           |
| Par                       | 97,492,504.65                  | 97,785,737.17                  |
| Book Value                | 103,743,495.55                 | 104,059,761.18                 |
| Cost Value                | 103,628,687.93                 | 103,935,298.91                 |

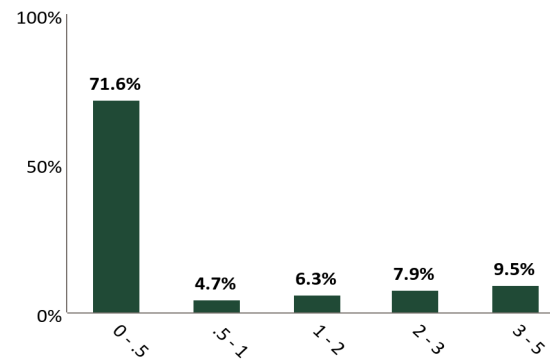
## Top Issuers

|                                      |        |
|--------------------------------------|--------|
| California Asset Mgmt Program        | 55.37% |
| Government of The United States      | 13.70% |
| CalTrust                             | 6.82%  |
| LAIF                                 | 5.48%  |
| FHLMC                                | 3.11%  |
| Farm Credit System                   | 1.39%  |
| Federal Home Loan Banks              | 1.26%  |
| International Bank for Recon and Dev | 0.93%  |

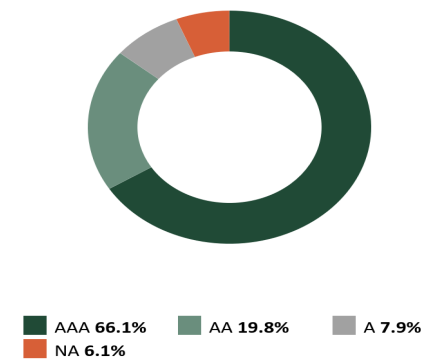
## Sector Allocation



## Maturity Distribution



## Credit Quality (S&P)



\*The average credit quality is a weighted average calculation of the highest of S&P, Moody's and Fitch.

Execution Time: 03/06/2025 02:53:15 PM

Chandler Asset Management | [info@chandlerasset.com](mailto:info@chandlerasset.com) | [www.chandlerasset.com](http://www.chandlerasset.com) | 800.317.4747

CONFIDENTIAL | 2

# RECONCILIATION SUMMARY



City of Gardena Cons | Account #10647 | As of February 28, 2025

## Maturities / Calls

|                     |                |
|---------------------|----------------|
| Month to Date       | (505,000.00)   |
| Fiscal Year to Date | (2,005,000.00) |

## Principal Paydowns

|                     |              |
|---------------------|--------------|
| Month to Date       | (107,616.93) |
| Fiscal Year to Date | (216,992.74) |

## Purchases

|                     |               |
|---------------------|---------------|
| Month to Date       | 1,501,794.16  |
| Fiscal Year to Date | 24,316,441.79 |

## Sales

|                     |                |
|---------------------|----------------|
| Month to Date       | (603,628.54)   |
| Fiscal Year to Date | (1,474,935.77) |

## Interest Received

|                     |            |
|---------------------|------------|
| Month to Date       | 292,227.72 |
| Fiscal Year to Date | 637,785.23 |

## Purchased / Sold Interest

|                     |             |
|---------------------|-------------|
| Month to Date       | (6,679.03)  |
| Fiscal Year to Date | (12,953.07) |

## Accrual Activity Summary

|                                       | Month to Date  | Fiscal Year to Date<br>(01/01/2025) |
|---------------------------------------|----------------|-------------------------------------|
| Beginning Book Value                  | 103,743,495.55 | 83,441,152.90                       |
| Maturities/Calls                      | (505,000.00)   | (2,005,000.00)                      |
| Principal Paydowns                    | (107,616.93)   | (216,992.74)                        |
| Purchases                             | 1,501,794.16   | 24,316,441.79                       |
| Sales                                 | (603,628.54)   | (1,474,935.77)                      |
| Change in Cash, Payables, Receivables | 19,564.69      | (22,392.84)                         |
| Amortization/Accretion                | 11,152.24      | 21,487.83                           |
| Realized Gain (Loss)                  | 0.01           | 0.00                                |
| Ending Book Value                     | 104,059,761.18 | 104,059,761.18                      |

## Fair Market Activity Summary

|                                       | Month to Date  | Fiscal Year to Date<br>(01/01/2025) |
|---------------------------------------|----------------|-------------------------------------|
| Beginning Market Value                | 103,446,327.30 | 83,091,500.34                       |
| Maturities/Calls                      | (505,000.00)   | (2,005,000.00)                      |
| Principal Paydowns                    | (107,616.93)   | (216,992.74)                        |
| Purchases                             | 1,501,794.16   | 24,316,441.79                       |
| Sales                                 | (603,628.54)   | (1,474,935.77)                      |
| Change in Cash, Payables, Receivables | 19,564.69      | (22,392.84)                         |
| Amortization/Accretion                | 11,152.24      | 21,487.83                           |
| Change in Net Unrealized Gain (Loss)  | 189,465.26     | 241,949.57                          |
| Realized Gain (Loss)                  | 0.01           | 0.00                                |
| Ending Market Value                   | 103,952,058.18 | 103,952,058.18                      |

# HOLDINGS REPORT



City of Gardena Cons | Account #10647 | As of February 28, 2025

| Cusip      | Security Description               | Par Value/<br>Units | Purchase Date<br>Purchase Yield | Cost Value<br>Book Value | Mkt Price<br>Mkt YTM | Market Value<br>Accrued Int. | % of Port.<br>Gain/Loss | Moody's/<br>S&P/<br>Fitch | Maturity<br>Duration |
|------------|------------------------------------|---------------------|---------------------------------|--------------------------|----------------------|------------------------------|-------------------------|---------------------------|----------------------|
| <b>ABS</b> |                                    |                     |                                 |                          |                      |                              |                         |                           |                      |
| 05593AAC3  | BMWLT 2023-1 A3 5.16<br>11/25/2025 | 1,441.84            | 02/07/2023<br>5.43%             | 1,441.81<br>1,441.83     | 100.07<br>4.07%      | 1,442.83<br>1.24             | 0.00%<br>1.00           | AAA/AAA<br>NA             | 0.74<br>0.06         |
| 43815GAC3  | HAROT 2021-4 A3 0.88<br>01/21/2026 | 7,210.33            | 11/16/2021<br>0.89%             | 7,208.81<br>7,210.05     | 99.52<br>5.20%       | 7,175.85<br>1.76             | 0.01%<br>(34.20)        | AAA/NA<br>AAA             | 0.90<br>0.11         |
| 47789QAC4  | JDOT 2021-B A3 0.52<br>03/16/2026  | 3,582.13            | 07/13/2021<br>0.52%             | 3,581.82<br>3,582.09     | 99.83<br>3.56%       | 3,575.91<br>0.83             | 0.00%<br>(6.18)         | AAA/NA<br>AAA             | 1.04<br>0.06         |
| 89238JAC9  | TAOT 2021-D A3 0.71<br>04/15/2026  | 6,030.15            | 11/09/2021<br>0.95%             | 6,030.02<br>6,030.13     | 99.58<br>5.08%       | 6,004.54<br>1.90             | 0.01%<br>(25.59)        | NA/AAA<br>AAA             | 1.13<br>0.10         |
| 43815BAC4  | HAROT 2022-1 A3 1.88<br>05/15/2026 | 37,221.95           | 02/15/2022<br>1.89%             | 37,216.35<br>37,220.50   | 99.38<br>4.70%       | 36,990.31<br>31.10           | 0.04%<br>(230.19)       | AAA/AAA<br>NA             | 1.21<br>0.22         |
| 43815PAC3  | HAROT 2022-2 A3 3.73<br>07/20/2026 | 42,462.69           | 08/15/2022<br>3.87%             | 42,460.16<br>42,461.95   | 99.73<br>4.61%       | 42,349.61<br>57.19           | 0.04%<br>(112.33)       | NA/AAA<br>AAA             | 1.39<br>0.31         |
| 05602RAD3  | BMWOT 2022-A A3 3.21<br>08/25/2026 | 72,033.13           | 01/05/2023<br>4.81%             | 70,145.08<br>71,274.92   | 99.66<br>4.47%       | 71,789.67<br>38.54           | 0.07%<br>514.75         | AAA/AAA<br>NA             | 1.49<br>0.27         |
| 89238FAD5  | TAOT 2022-B A3 2.93<br>09/15/2026  | 36,097.50           | 04/07/2022<br>3.09%             | 36,096.66<br>36,097.29   | 99.53<br>4.58%       | 35,928.95<br>47.01           | 0.03%<br>(168.33)       | AAA/AAA<br>NA             | 1.54<br>0.29         |
| 47787JAC2  | JDOT 2022 A3 0.36 09/15/2026       | 27,895.06           | 03/10/2022<br>2.34%             | 27,888.89<br>27,893.11   | 99.32<br>5.11%       | 27,706.29<br>28.76           | 0.03%<br>(186.82)       | AAA/NA<br>AAA             | 1.54<br>0.24         |
| 379929AD4  | GMALT 2023-3 A3 5.38<br>11/20/2026 | 75,000.00           | 08/08/2023<br>5.38%             | 74,991.01<br>74,995.26   | 100.36<br>4.49%      | 75,271.36<br>123.29          | 0.07%<br>276.10         | NA/AAA<br>AAA             | 1.73<br>0.38         |
| 47800AAC4  | JDOT 2022-B A3 3.74<br>02/16/2027  | 66,609.45           | 07/12/2022<br>3.77%             | 66,603.09<br>66,607.19   | 99.61<br>4.77%       | 66,349.32<br>110.72          | 0.06%<br>(257.86)       | AAA/NA<br>AAA             | 1.97<br>0.39         |
| 448979AD6  | HART 2023-A A3 4.58<br>04/15/2027  | 123,008.04          | 04/04/2023<br>5.14%             | 122,996.04<br>123,001.69 | 100.05<br>4.52%      | 123,067.54<br>250.39         | 0.12%<br>65.86          | NA/AAA<br>AAA             | 2.13<br>0.48         |
| 36265WAD5  | GMCAR 2022-3 A3 3.64<br>04/16/2027 | 43,196.61           | 07/06/2022<br>3.93%             | 43,196.31<br>43,196.50   | 99.67<br>4.65%       | 43,054.88<br>65.51           | 0.04%<br>(141.62)       | AAA/NA<br>AAA             | 2.13<br>0.33         |
| 43815JAC7  | HAROT 2023-1 A3 5.04<br>04/21/2027 | 56,804.97           | 02/16/2023<br>5.09%             | 56,794.41<br>56,799.56   | 100.30<br>4.55%      | 56,973.26<br>79.53           | 0.05%<br>173.70         | AAA/NA<br>AAA             | 2.14<br>0.55         |
| 02582JIT8  | AMXCA 2022-2 A 3.39<br>05/17/2027  | 185,000.00          | 05/17/2022<br>3.42%             | 184,959.08<br>184,996.06 | 99.79<br>4.50%       | 184,607.76<br>278.73         | 0.18%<br>(388.30)       | NA/AAA<br>AAA             | 0.21<br>0.19         |
| 47800BAC2  | JDOT 2022-C A3 5.09<br>06/15/2027  | 142,253.63          | 10/12/2022<br>3.29%             | 142,242.59<br>142,248.74 | 100.34<br>4.43%      | 142,743.47<br>321.81         | 0.14%<br>494.72         | AAA/NA<br>AAA             | 2.29<br>0.48         |
| 58770AAC7  | MBART 2023-1 A3 4.51<br>11/15/2027 | 73,428.87           | 01/18/2023<br>4.56%             | 73,420.06<br>73,424.04   | 100.03<br>4.50%      | 73,451.70<br>147.18          | 0.07%<br>27.66          | NA/AAA<br>AAA             | 2.71<br>0.57         |

# HOLDINGS REPORT

City of Gardena Cons | Account #10647 | As of February 28, 2025

| Cusip            | Security Description               | Par Value/<br>Units | Purchase Date<br>Purchase Yield | Cost Value<br>Book Value                   | Mkt Price<br>Mkt YTM          | Market Value<br>Accrued Int.           | % of Port.<br>Gain/Loss          | Moody's/<br>S&P/<br>Fitch | Maturity<br>Duration       |
|------------------|------------------------------------|---------------------|---------------------------------|--------------------------------------------|-------------------------------|----------------------------------------|----------------------------------|---------------------------|----------------------------|
| 58769GAD5        | MBALT 2024-B A3 4.23<br>02/15/2028 | 130,000.00          | 09/17/2024<br>4.24%             | 129,978.12<br>129,980.89                   | 99.81<br>4.41%                | 129,758.55<br>244.40                   | 0.12%<br>(222.34)                | NA/AAA<br>AAA             | 2.96<br>1.35               |
| 362583AD8        | GMCAR 2023-2 A3 4.47<br>02/16/2028 | 108,888.73          | 04/04/2023<br>4.51%             | 108,885.74<br>108,886.91                   | 99.95<br>4.60%                | 108,829.46<br>202.81                   | 0.10%<br>(57.44)                 | AAA/AAA<br>NA             | 2.97<br>0.65               |
| 02582JJZ4        | AMXCA 2023-1 A 4.87<br>05/15/2026  | 125,000.00          | 06/07/2023<br>4.87%             | 124,988.91<br>124,994.09                   | 100.65<br>4.35%               | 125,812.48<br>270.56                   | 0.12%<br>818.39                  | NA/AAA<br>AAA             | 1.21<br>1.14               |
| 47787CAC7        | JDOT 2023-C A3 5.48<br>05/15/2028  | 310,000.00          | 09/12/2023<br>5.40%             | 309,978.70<br>309,985.33                   | 101.06<br>4.40%               | 313,301.44<br>755.02                   | 0.30%<br>3,316.11                | AAA/NA<br>AAA             | 3.21<br>0.93               |
| 161571HT4        | CHAIT 2023-1 A 5.16 09/15/2028     | 340,000.00          | 09/07/2023<br>5.17%             | 339,905.75<br>339,933.25                   | 101.34<br>4.29%               | 344,557.36<br>779.73                   | 0.33%<br>4,624.11                | NA/AAA<br>AAA             | 3.55<br>1.44               |
| 02582JKD1        | AMXCA 2023-3 A 5.23<br>09/15/2028  | 340,000.00          | 09/12/2023<br>5.29%             | 339,984.80<br>339,989.21                   | 101.47<br>4.28%               | 345,002.08<br>790.31                   | 0.33%<br>5,012.87                | NA/AAA<br>AAA             | 3.55<br>1.44               |
| 44934QAD3        | HART 2024-B A3 4.84<br>03/15/2029  | 90,000.00           | 07/16/2024<br>4.90%             | 89,986.42<br>89,988.18                     | 100.93<br>4.36%               | 90,839.27<br>193.60                    | 0.09%<br>851.09                  | NA/AAA<br>AAA             | 4.04<br>1.74               |
| 448976AD2        | HART 2024-C A3 4.41<br>05/15/2029  | 140,000.00          | 10/08/2024<br>4.46%             | 139,989.75<br>139,990.58                   | 100.20<br>4.35%               | 140,273.48<br>274.40                   | 0.13%<br>282.89                  | NA/AAA<br>AAA             | 4.21<br>1.95               |
| 89239TAD4        | TAOT 2024-D A3 4.4 06/15/2029      | 105,000.00          | 10/10/2024<br>4.44%             | 104,994.14<br>104,994.60                   | 100.16<br>4.35%               | 105,173.06<br>205.33                   | 0.10%<br>178.46                  | AAA/AAA<br>NA             | 4.29<br>1.81               |
| 38014AAD3        | GMCAR 2024-4 A3 4.4<br>08/16/2029  | 95,000.00           | 10/08/2024<br>4.32%             | 94,981.70<br>94,983.11                     | 100.25<br>4.29%               | 95,233.22<br>174.17                    | 0.09%<br>250.11                  | AAA/AAA<br>NA             | 4.46<br>1.63               |
| 096924AD7        | BMWOT 2025-A A3 4.56<br>09/25/2029 | 220,000.00          | 02/04/2025<br>4.56%             | 219,978.33<br>219,978.55                   | 100.53<br>4.35%               | 221,165.12<br>529.47                   | 0.21%<br>1,186.57                | AAA/AAA<br>NA             | 4.57<br>2.06               |
| <b>Total ABS</b> |                                    | <b>3,003,165.08</b> | <b>4.60%</b>                    | <b>3,000,924.53</b><br><b>3,002,185.60</b> | <b>100.51</b><br><b>4.42%</b> | <b>3,018,428.77</b><br><b>6,005.30</b> | <b>2.90%</b><br><b>16,243.18</b> |                           | <b>2.91</b><br><b>1.08</b> |

| AGENCY    |                                                          |            |                     |                          |                 |                         |                     |              |              |
|-----------|----------------------------------------------------------|------------|---------------------|--------------------------|-----------------|-------------------------|---------------------|--------------|--------------|
| 3135G06G3 | FEDERAL NATIONAL MORTGAGE<br>ASSOCIATION 0.5 11/07/2025  | 350,000.00 | 11/18/2020<br>0.52% | 349,639.50<br>349,950.12 | 97.53<br>4.24%  | 341,350.27<br>554.17    | 0.33%<br>(8,599.85) | AAA/AA<br>AA | 0.69<br>0.66 |
| 3130B3A29 | FEDERAL HOME LOAN BANKS 4.0<br>10/09/2026                | 600,000.00 | 10/21/2024<br>4.00% | 599,994.00<br>599,995.09 | 100.04<br>3.97% | 600,266.55<br>9,333.33  | 0.58%<br>271.46     | AAA/AA<br>AA | 1.61<br>1.51 |
| 3133ERFJ5 | FEDERAL FARM CREDIT BANKS<br>FUNDING CORP 4.5 05/20/2027 | 330,000.00 | 05/23/2024<br>4.79% | 327,333.60<br>328,020.36 | 100.97<br>4.04% | 333,199.69<br>4,166.25  | 0.32%<br>5,179.32   | AAA/AA<br>AA | 2.22<br>2.07 |
| 3130ATSS7 | FEDERAL HOME LOAN BANKS 4.5<br>03/10/2028                | 700,000.00 | 03/21/2023<br>3.99% | 715,799.00<br>709,618.67 | 101.43<br>3.99% | 709,999.10<br>14,962.50 | 0.68%<br>380.43     | AAA/AA<br>AA | 3.03<br>2.74 |
| 3133ERGL9 | FEDERAL FARM CREDIT BANKS<br>FUNDING CORP 4.5 06/07/2028 | 450,000.00 | 06/25/2024<br>4.44% | 450,984.50<br>450,815.18 | 101.35<br>4.05% | 456,093.55<br>4,725.00  | 0.44%<br>5,278.37   | AAA/AA<br>AA | 3.27<br>2.98 |

# HOLDINGS REPORT

City of Gardena Cons | Account #10647 | As of February 28, 2025

| Cusip               | Security Description                                      | Par Value/<br>Units | Purchase Date<br>Purchase Yield | Cost Value<br>Book Value                   | Mkt Price<br>Mkt YTM          | Market Value<br>Accrued Int.            | % of Port.<br>Gain/Loss         | Moody's/<br>S&P/<br>Fitch | Maturity<br>Duration       |
|---------------------|-----------------------------------------------------------|---------------------|---------------------------------|--------------------------------------------|-------------------------------|-----------------------------------------|---------------------------------|---------------------------|----------------------------|
| 3133EPN50           | FEDERAL FARM CREDIT BANKS<br>FUNDING CORP 4.25 12/15/2028 | 650,000.00          | 12/28/2023<br>3.89%             | 660,575.50<br>658,078.91                   | 100.72<br>4.04%               | 654,691.78<br>5,831.94                  | 0.63%<br>(3,387.13)             | AAA/AA<br>AA              | 3.80<br>3.44               |
| <b>Total Agency</b> |                                                           | <b>3,080,000.00</b> | <b>3.74%</b>                    | <b>3,104,326.10</b><br><b>3,096,478.34</b> | <b>100.52</b><br><b>4.04%</b> | <b>3,095,600.94</b><br><b>39,573.19</b> | <b>2.98%</b><br><b>(877.40)</b> |                           | <b>2.61</b><br><b>2.38</b> |

| AGENCY CMBS                  |                                   |                     |                     |                                            |                              |                                        |                                  |               |                            |
|------------------------------|-----------------------------------|---------------------|---------------------|--------------------------------------------|------------------------------|----------------------------------------|----------------------------------|---------------|----------------------------|
| 3137BNGT5                    | FHMS K-054 A2 2.745<br>01/25/2026 | 471,795.78          | 02/15/2023<br>4.65% | 448,003.27<br>464,828.78                   | 98.54<br>4.38%               | 464,899.35<br>1,079.23                 | 0.45%<br>70.57                   | AAA/AA<br>AAA | 0.91<br>0.79               |
| 3137BVZ82                    | FHMS K-063 A2 3.43 01/25/2027     | 320,000.00          | 02/06/2024<br>4.48% | 310,725.00<br>314,112.09                   | 98.42<br>4.27%               | 314,933.98<br>914.67                   | 0.30%<br>821.90                  | AAA/AA<br>AAA | 1.91<br>1.67               |
| 3137FEBQ2                    | FHMS K-072 A2 3.444<br>12/25/2027 | 500,000.00          | 08/22/2023<br>4.98% | 470,429.69<br>480,937.68                   | 97.75<br>4.26%               | 488,766.50<br>1,435.00                 | 0.47%<br>7,828.82                | AAA/AA<br>AAA | 2.82<br>2.56               |
| 3137FETN0                    | FHMS K-073 A2 3.35 01/25/2028     | 465,000.00          | 05/24/2023<br>4.27% | 446,908.59<br>453,823.67                   | 97.48<br>4.26%               | 453,296.51<br>1,298.13                 | 0.44%<br>(527.16)                | AAA/AA<br>AAA | 2.91<br>2.61               |
| 3137FHPJ6                    | FHMS K-080 A2 3.926<br>07/25/2028 | 325,000.00          | 01/23/2024<br>4.45% | 317,814.45<br>319,590.85                   | 98.79<br>4.26%               | 321,075.43<br>1,063.29                 | 0.31%<br>1,484.58                | AAA/AA<br>AA  | 3.41<br>3.10               |
| 3137FJEH8                    | FHMS K-081 A2 3.9 08/25/2028      | 155,000.00          | 09/15/2023<br>4.86% | 148,436.72<br>150,386.87                   | 98.69<br>4.27%               | 152,966.40<br>503.75                   | 0.15%<br>2,579.53                | AAA/AA<br>AAA | 3.49<br>3.16               |
| 3137H4BY5                    | FHMS K-746 A2 2.031<br>09/25/2028 | 315,000.00          | 10/03/2023<br>5.30% | 270,973.83<br>283,552.74                   | 92.52<br>4.33%               | 291,443.67<br>533.14                   | 0.28%<br>7,890.93                | AAA/AA<br>AAA | 3.57<br>3.32               |
| 3137FJXV6                    | FHMS K-083 A2 4.05 09/25/2028     | 297,000.00          | 12/07/2023<br>4.60% | 289,783.83<br>291,645.39                   | 99.14<br>4.27%               | 294,438.70<br>1,002.38                 | 0.28%<br>2,793.31                | AAA/AA<br>AAA | 3.57<br>3.24               |
| 3137FJKE8                    | FHMS K-082 A2 3.92 09/25/2028     | 220,000.00          | 09/20/2024<br>3.81% | 220,575.78<br>220,512.87                   | 98.74<br>4.27%               | 217,221.33<br>718.67                   | 0.21%<br>(3,291.54)              | AAA/AA<br>AAA | 3.57<br>3.20               |
| 3137FJZ93                    | FHMS K-084 A2 3.78 10/25/2028     | 240,000.00          | 10/20/2023<br>5.34% | 223,818.75<br>228,243.24                   | 98.25<br>4.27%               | 235,793.69<br>756.00                   | 0.23%<br>7,550.45                | AAA/AA<br>AA  | 3.66<br>3.29               |
| <b>Total Agency<br/>CMBS</b> |                                   | <b>3,308,795.78</b> | <b>4.67%</b>        | <b>3,147,469.91</b><br><b>3,207,634.18</b> | <b>97.80</b><br><b>4.29%</b> | <b>3,234,835.56</b><br><b>9,304.25</b> | <b>3.11%</b><br><b>27,201.38</b> |               | <b>2.81</b><br><b>2.53</b> |

| CASH              |            |                  |              |                        |                             |                                 |                             |                |                            |
|-------------------|------------|------------------|--------------|------------------------|-----------------------------|---------------------------------|-----------------------------|----------------|----------------------------|
| CCYUSD            | Receivable | 1,070.26         | --<br>0.00%  | 1,070.26<br>1,070.26   | 1.00<br>0.00%               | 1,070.26<br>0.00                | 0.00%<br>0.00               | AAA/AAA<br>AAA | 0.00<br>0.00               |
| CCYUSD            | Receivable | 41,032.27        | --<br>0.00%  | 41,032.27<br>41,032.27 | 1.00<br>0.00%               | 41,032.27<br>0.00               | 0.04%<br>0.00               | AAA/AAA<br>AAA | 0.00<br>0.00               |
| <b>Total Cash</b> |            | <b>42,102.53</b> | <b>0.00%</b> | <b>42,102.53</b>       | <b>1.00</b><br><b>0.00%</b> | <b>42,102.53</b><br><b>0.00</b> | <b>0.04%</b><br><b>0.00</b> |                | <b>0.00</b><br><b>0.00</b> |

# HOLDINGS REPORT

City of Gardena Cons | Account #10647 | As of February 28, 2025

| Cusip            | Security Description                                                    | Par Value/<br>Units | Purchase Date<br>Purchase Yield | Cost Value<br>Book Value | Mkt Price<br>Mkt YTM | Market Value<br>Accrued Int. | % of Port.<br>Gain/Loss | Moody's/<br>S&P/<br>Fitch | Maturity<br>Duration |
|------------------|-------------------------------------------------------------------------|---------------------|---------------------------------|--------------------------|----------------------|------------------------------|-------------------------|---------------------------|----------------------|
| <b>CORPORATE</b> |                                                                         |                     |                                 |                          |                      |                              |                         |                           |                      |
| 24422EWB1        | JOHN DEERE CAPITAL CORP<br>2.125 03/07/2025                             | 130,000.00          | 03/02/2022<br>2.14%             | 129,944.10<br>129,999.69 | 99.96<br>5.52%       | 129,950.13<br>1,335.21       | 0.13%<br>(49.56)        | A/A<br>A                  | 0.02<br>0.01         |
| 63743HFE7        | NATIONAL RURAL UTILITIES<br>COOPERATIVE FINANCE CORP<br>3.45 06/15/2025 | 95,000.00           | 04/27/2022<br>3.46%             | 94,974.35<br>94,997.61   | 99.62<br>4.76%       | 94,641.90<br>691.92          | 0.09%<br>(355.71)       | A/A<br>A                  | 0.29<br>0.28         |
| 46625HMN7        | JPMORGAN CHASE & CO 3.9<br>07/15/2025                                   | 400,000.00          | 05/29/2024<br>5.58%             | 392,748.00<br>397,600.31 | 99.75<br>4.57%       | 399,002.59<br>1,993.33       | 0.38%<br>1,402.28       | A/A<br>AA                 | 0.38<br>0.36         |
| 6174468C6        | MORGAN STANLEY 4.0<br>07/23/2025                                        | 394,000.00          | 04/10/2024<br>5.56%             | 386,478.56<br>391,680.76 | 99.78<br>4.56%       | 393,133.88<br>1,663.56       | 0.38%<br>1,453.12       | A/A<br>A                  | 0.40<br>0.38         |
| 931142EW9        | WALMART INC 3.9 09/09/2025                                              | 80,000.00           | 09/06/2022<br>3.92%             | 79,944.00<br>79,990.19   | 99.71<br>4.47%       | 79,770.29<br>1,490.67        | 0.08%<br>(219.90)       | AA/AA<br>AA               | 0.53<br>0.50         |
| 437076CR1        | HOME DEPOT INC 4.0<br>09/15/2025                                        | 110,000.00          | 09/12/2022<br>4.01%             | 109,960.40<br>109,992.82 | 99.76<br>4.46%       | 109,737.05<br>2,028.89       | 0.11%<br>(255.76)       | A/A<br>A                  | 0.54<br>0.51         |
| 20030NCS8        | COMCAST CORP 3.95<br>10/15/2025                                         | 400,000.00          | 03/11/2024<br>4.95%             | 393,932.00<br>397,618.75 | 99.74<br>4.37%       | 398,965.35<br>5,968.89       | 0.38%<br>1,346.60       | A/A<br>A                  | 0.63<br>0.59         |
| 037833BY5        | APPLE INC 3.25 02/23/2026                                               | 400,000.00          | 05/09/2023<br>4.05%             | 391,672.00<br>397,065.99 | 98.96<br>4.35%       | 395,856.01<br>288.89         | 0.38%<br>(1,209.99)     | AAA/AA<br>NA              | 0.99<br>0.94         |
| 61747YET8        | MORGAN STANLEY 4.679<br>07/17/2026                                      | 175,000.00          | 07/18/2022<br>4.68%             | 175,000.00<br>175,000.00 | 99.98<br>5.70%       | 174,959.20<br>1,000.79       | 0.17%<br>(40.80)        | A/A<br>A                  | 1.38<br>0.37         |
| 06428CAA2        | BANK OF AMERICA NA 5.526<br>08/18/2026                                  | 300,000.00          | 09/19/2023<br>5.61%             | 299,277.00<br>299,635.78 | 101.63<br>4.36%      | 304,896.12<br>598.65         | 0.29%<br>5,260.34       | AA/A<br>AA                | 1.47<br>1.31         |
| 931142ER0        | WALMART INC 1.05 09/17/2026                                             | 40,000.00           | 09/08/2021<br>1.09%             | 39,924.40<br>39,976.61   | 95.42<br>4.15%       | 38,166.92<br>191.33          | 0.04%<br>(1,809.69)     | AA/AA<br>AA               | 1.55<br>1.49         |
| 63743HFK3        | NATIONAL RURAL UTILITIES<br>COOPERATIVE FINANCE CORP<br>5.6 11/13/2026  | 390,000.00          | 11/14/2023<br>5.25%             | 393,666.00<br>392,040.12 | 101.80<br>4.48%      | 397,004.76<br>6,552.00       | 0.38%<br>4,964.64       | A/A<br>A                  | 1.71<br>1.51         |
| 89115A2V3        | TORONTO-DOMINION BANK<br>5.264 12/11/2026                               | 160,000.00          | 12/04/2023<br>5.26%             | 160,000.00<br>160,000.00 | 101.39<br>4.43%      | 162,226.58<br>1,871.64       | 0.16%<br>2,226.58       | A/A<br>AA                 | 1.78<br>1.66         |
| 78016HZT0        | ROYAL BANK OF CANADA 4.875<br>01/19/2027                                | 150,000.00          | 01/10/2024<br>4.88%             | 149,962.50<br>149,976.43 | 100.86<br>4.39%      | 151,292.56<br>853.13         | 0.15%<br>1,316.13       | A/A<br>AA                 | 1.89<br>1.77         |
| 17275RBQ4        | CISCO SYSTEMS INC 4.8<br>02/26/2027                                     | 170,000.00          | 02/21/2024<br>4.85%             | 169,779.00<br>169,853.41 | 101.14<br>4.19%      | 171,936.27<br>113.33         | 0.17%<br>2,082.87       | A/AA<br>NA                | 1.99<br>1.80         |
| 857477CL5        | STATE STREET CORP 4.993<br>03/18/2027                                   | 365,000.00          | 03/13/2024<br>4.99%             | 365,000.00<br>365,000.00 | 101.19<br>4.37%      | 369,358.15<br>8,251.63       | 0.36%<br>4,358.15       | AA/A<br>AA                | 2.05<br>1.81         |

# HOLDINGS REPORT



City of Gardena Cons | Account #10647 | As of February 28, 2025

| Cusip                  | Security Description                                  | Par Value/<br>Units | Purchase Date<br>Purchase Yield | Cost Value<br>Book Value                   | Mkt Price<br>Mkt YTM          | Market Value<br>Accrued Int.            | % of Port.<br>Gain/Loss          | Moody's/<br>S&P/<br>Fitch | Maturity<br>Duration       |
|------------------------|-------------------------------------------------------|---------------------|---------------------------------|--------------------------------------------|-------------------------------|-----------------------------------------|----------------------------------|---------------------------|----------------------------|
| 89115A2W1              | TORONTO-DOMINION BANK<br>4.98 04/05/2027              | 400,000.00          | 04/08/2024<br>5.21%             | 397,448.00<br>398,208.92                   | 100.94<br>4.50%               | 403,755.01<br>8,078.67                  | 0.39%<br>5,546.09                | A/A<br>AA                 | 2.10<br>1.93               |
| 665859AW4              | NORTHERN TRUST CORP 4.0<br>05/10/2027                 | 450,000.00          | 10/05/2022<br>4.70%             | 436,909.50<br>443,751.55                   | 99.47<br>4.25%                | 447,633.19<br>5,550.00                  | 0.43%<br>3,881.64                | A/A<br>A                  | 2.19<br>2.05               |
| 14913UAL4              | CATERPILLAR FINANCIAL<br>SERVICES CORP 5.0 05/14/2027 | 405,000.00          | 05/21/2024<br>4.93%             | 405,743.58<br>405,550.50                   | 101.49<br>4.28%               | 411,031.99<br>6,018.75                  | 0.40%<br>5,481.49                | A/A<br>A                  | 2.21<br>2.04               |
| 24422EXZ7              | JOHN DEERE CAPITAL CORP 4.65<br>01/07/2028            | 280,000.00          | 01/06/2025<br>4.66%             | 279,916.00<br>279,919.92                   | 101.07<br>4.24%               | 282,996.97<br>1,880.67                  | 0.27%<br>3,077.05                | A/A<br>A                  | 2.86<br>2.63               |
| 438516CJ3              | HONEYWELL INTERNATIONAL<br>INC 4.95 02/15/2028        | 400,000.00          | 02/13/2023<br>4.44%             | 408,972.00<br>405,248.24                   | 101.77<br>4.30%               | 407,094.88<br>880.00                    | 0.39%<br>1,846.64                | A/A<br>A                  | 2.96<br>2.65               |
| 57636QAW4              | MASTERCARD INC 4.875<br>03/09/2028                    | 290,000.00          | 04/19/2023<br>4.17%             | 298,833.40<br>295,410.77                   | 101.76<br>4.25%               | 295,101.37<br>6,754.58                  | 0.28%<br>(309.41)                | AA/A<br>NA                | 3.03<br>2.65               |
| 74456QBU9              | PUBLIC SERVICE ELECTRIC AND<br>GAS CO 3.7 05/01/2028  | 300,000.00          | 09/06/2023<br>5.10%             | 282,801.00<br>288,273.87                   | 97.88<br>4.42%                | 293,652.14<br>3,700.00                  | 0.28%<br>5,378.27                | A/A<br>NA                 | 3.17<br>2.91               |
| 58933YBH7              | MERCK & CO INC 4.05<br>05/17/2028                     | 90,000.00           | 05/08/2023<br>4.07%             | 89,927.10<br>89,953.20                     | 99.66<br>4.16%                | 89,695.22<br>1,053.00                   | 0.09%<br>(257.98)                | A/A<br>NA                 | 3.22<br>2.94               |
| 91324PEU2              | UNITEDHEALTH GROUP INC 4.25<br>01/15/2029             | 350,000.00          | 02/13/2025<br>4.77%             | 343,563.50<br>343,630.97                   | 98.94<br>4.55%                | 346,272.79<br>1,900.69                  | 0.33%<br>2,641.82                | A/A<br>A                  | 3.88<br>3.51               |
| 69371RS80              | PACCAR FINANCIAL CORP 4.6<br>01/31/2029               | 410,000.00          | 01/24/2024<br>4.64%             | 409,331.70<br>409,476.19                   | 100.94<br>4.34%               | 413,835.76<br>1,624.06                  | 0.40%<br>4,359.57                | A/A<br>NA                 | 3.93<br>3.53               |
| 89236TMF9              | TOYOTA MOTOR CREDIT CORP<br>5.05 05/16/2029           | 400,000.00          | 06/25/2024<br>4.88%             | 402,872.00<br>402,472.98                   | 101.92<br>4.54%               | 407,662.56<br>5,891.67                  | 0.39%<br>5,189.58                | A/A<br>A                  | 4.21<br>3.71               |
| 341081GT8              | FLORIDA POWER & LIGHT CO<br>5.15 06/15/2029           | 330,000.00          | 09/19/2024<br>4.03%             | 345,331.80<br>343,842.74                   | 102.50<br>4.50%               | 338,241.87<br>3,587.83                  | 0.33%<br>(5,600.87)              | AA/A<br>AA                | 4.29<br>3.65               |
| 437076DC3              | HOME DEPOT INC 4.75<br>06/25/2029                     | 295,000.00          | --<br>4.74%                     | 295,110.25<br>295,104.96                   | 101.07<br>4.47%               | 298,154.32<br>2,568.96                  | 0.29%<br>3,049.36                | A/A<br>A                  | 4.32<br>3.76               |
| 713448FX1              | PEPSICO INC 4.5 07/17/2029                            | 295,000.00          | 07/15/2024<br>4.53%             | 294,542.75<br>294,599.59                   | 100.88<br>4.28%               | 297,593.64<br>1,622.50                  | 0.29%<br>2,994.05                | A/A<br>NA                 | 4.38<br>3.85               |
| 26444HAH4              | DUKE ENERGY FLORIDA LLC 2.5<br>12/01/2029             | 450,000.00          | 12/16/2024<br>4.72%             | 406,363.50<br>408,147.53                   | 91.15<br>4.60%                | 410,187.48<br>2,812.50                  | 0.39%<br>2,039.95                | A/A<br>NA                 | 4.76<br>4.36               |
| <b>Total Corporate</b> |                                                       | <b>8,904,000.00</b> | <b>4.75%</b>                    | <b>8,829,928.39</b><br><b>8,854,020.38</b> | <b>100.17</b><br><b>4.45%</b> | <b>8,913,806.94</b><br><b>88,817.72</b> | <b>8.57%</b><br><b>59,786.55</b> |                           | <b>2.44</b><br><b>2.17</b> |
| <b>LAIF</b>            |                                                       |                     |                                 |                                            |                               |                                         |                                  |                           |                            |
| 90LAIF\$00             | Local Agency Investment Fund<br>State Pool            | 5,700,588.90        | --<br>4.32%                     | 5,700,588.90<br>5,700,588.90               | 1.00<br>4.32%                 | 5,700,588.90<br>0.00                    | 5.48%<br>0.00                    | NA/NA<br>NA               | 0.00<br>0.00               |



# HOLDINGS REPORT



City of Gardena Cons | Account #10647 | As of February 28, 2025

| Cusip                                  | Security Description                                                | Par Value/<br>Units  | Purchase Date<br>Purchase Yield | Cost Value<br>Book Value                     | Mkt Price<br>Mkt YTM        | Market Value<br>Accrued Int.        | % of Port.<br>Gain/Loss              | Moody's/<br>S&P/<br>Fitch | Maturity<br>Duration       |
|----------------------------------------|---------------------------------------------------------------------|----------------------|---------------------------------|----------------------------------------------|-----------------------------|-------------------------------------|--------------------------------------|---------------------------|----------------------------|
| <b>Total LAIF</b>                      |                                                                     | <b>5,700,588.90</b>  | <b>4.32%</b>                    | <b>5,700,588.90</b>                          | <b>4.32%</b>                | <b>5,700,588.90</b><br><b>0.00</b>  | <b>5.48%</b><br><b>0.00</b>          |                           | <b>0.00</b>                |
| <b>LOCAL GOV INVESTMENT POOL</b>       |                                                                     |                      |                                 |                                              |                             |                                     |                                      |                           |                            |
| 09CATR\$05                             | CalTrust MTF                                                        | 719,020.71           | --<br>4.12%                     | 7,214,169.12<br>7,214,169.12                 | 9.86<br>4.12%               | 7,089,544.24<br>0.00                | 6.82%<br>(124,624.88)                | NA/AAA<br>NA              | 0.00<br>0.00               |
| 90CAMP\$06                             | CAMP                                                                | 1,250,000.00         | 12/31/2023<br>4.50%             | 1,250,000.00<br>1,250,000.00                 | 1.00<br>4.50%               | 1,250,000.00<br>0.00                | 1.20%<br>0.00                        | NA/AAA<br>NA              | 0.00<br>0.00               |
| 90CAMP\$00                             | CAMP                                                                | 56,310,068.72        | --<br>4.50%                     | 56,310,068.72<br>56,310,068.72               | 1.00<br>4.50%               | 56,310,068.72<br>0.00               | 54.17%<br>0.00                       | NA/AAA<br>AAA             | 0.00<br>0.00               |
| <b>Total Local Gov Investment Pool</b> |                                                                     | <b>58,279,089.43</b> | <b>4.46%</b>                    | <b>64,774,237.84</b><br><b>64,774,237.84</b> | <b>1.97</b><br><b>4.46%</b> | <b>64,649,612.96</b><br><b>0.00</b> | <b>62.19%</b><br><b>(124,624.88)</b> |                           | <b>0.00</b><br><b>0.00</b> |
| <b>MONEY MARKET FUND</b>               |                                                                     |                      |                                 |                                              |                             |                                     |                                      |                           |                            |
| 31846V203                              | FIRST AMER:GVT OBLG Y                                               | 87,995.45            | --<br>3.99%                     | 87,995.45<br>87,995.45                       | 1.00<br>3.98%               | 87,995.45<br>0.00                   | 0.08%<br>0.00                        | AAA/AAA<br>AAA            | 0.00<br>0.00               |
| <b>Total Money Market Fund</b>         |                                                                     | <b>87,995.45</b>     | <b>3.99%</b>                    | <b>87,995.45</b><br><b>87,995.45</b>         | <b>1.00</b><br><b>3.98%</b> | <b>87,995.45</b><br><b>0.00</b>     | <b>0.08%</b><br><b>0.00</b>          |                           | <b>0.00</b><br><b>0.00</b> |
| <b>SUPRANATIONAL</b>                   |                                                                     |                      |                                 |                                              |                             |                                     |                                      |                           |                            |
| 459058LK7                              | INTERNATIONAL BANK FOR RECONSTRUCTION AND DEVELOPM 4.0 08/27/2026   | 170,000.00           | 08/20/2024<br>4.06%             | 169,802.80<br>169,853.05                     | 99.88<br>4.08%              | 169,801.15<br>75.56                 | 0.16%<br>(51.89)                     | AAA/AAA<br>NA             | 1.49<br>1.43               |
| 459058KT9                              | INTERNATIONAL BANK FOR RECONSTRUCTION AND DEVELOPM 3.5 07/12/2028   | 250,000.00           | 11/28/2023<br>4.53%             | 239,372.50<br>242,253.15                     | 98.20<br>4.08%              | 245,488.62<br>1,190.97              | 0.24%<br>3,235.48                    | AAA/AAA<br>NA             | 3.37<br>3.12               |
| 459058KW2                              | INTERNATIONAL BANK FOR RECONSTRUCTION AND DEVELOPM 4.625 08/01/2028 | 250,000.00           | --<br>4.97%                     | 246,407.00<br>247,433.80                     | 101.72<br>4.08%             | 254,297.19<br>963.54                | 0.24%<br>6,863.39                    | AAA/AAA<br>NA             | 3.42<br>3.12               |
| 459058LN1                              | INTERNATIONAL BANK FOR RECONSTRUCTION AND DEVELOPM 3.875 10/16/2029 | 300,000.00           | 10/08/2024<br>4.25%             | 299,217.00<br>299,275.32                     | 99.03<br>4.11%              | 297,086.16<br>4,359.38              | 0.29%<br>(2,189.16)                  | AAA/AAA<br>NA             | 4.63<br>4.13               |



# HOLDINGS REPORT

City of Gardena Cons | Account #10647 | As of February 28, 2025

| Cusip                | Security Description                       | Par Value/<br>Units | Purchase Date<br>Purchase Yield | Cost Value<br>Book Value | Mkt Price<br>Mkt YTM | Market Value<br>Accrued Int. | % of Port.<br>Gain/Loss | Moody's/<br>S&P/<br>Fitch | Maturity<br>Duration |
|----------------------|--------------------------------------------|---------------------|---------------------------------|--------------------------|----------------------|------------------------------|-------------------------|---------------------------|----------------------|
| <b>Total</b>         |                                            |                     |                                 | <b>954,799.30</b>        | <b>99.67</b>         | <b>966,673.12</b>            | <b>0.93%</b>            |                           | <b>3.44</b>          |
| <b>Supranational</b> |                                            | <b>970,000.00</b>   | <b>4.48%</b>                    | <b>958,815.31</b>        | <b>4.09%</b>         | <b>6,589.44</b>              | <b>7,857.81</b>         |                           | <b>3.13</b>          |
| <b>US TREASURY</b>   |                                            |                     |                                 |                          |                      |                              |                         |                           |                      |
| 912797NS2            | UNITED STATES TREASURY<br>03/25/2025       | 325,000.00          | 01/30/2025<br>4.31%             | 322,978.45<br>324,084.58 | 99.74<br>4.30%       | 324,159.88<br>0.00           | 0.31%<br>75.29          | A/AAA<br>AAA              | 0.07<br>0.06         |
| 912828ZF0            | UNITED STATES TREASURY 0.5<br>03/31/2025   | 350,000.00          | 03/25/2021<br>0.58%             | 348,906.26<br>349,977.57 | 99.70<br>4.35%       | 348,965.49<br>730.77         | 0.34%<br>(1,012.08)     | AAA/AA<br>AA              | 0.08<br>0.08         |
| 912797MV6            | UNITED STATES TREASURY<br>04/03/2025       | 325,000.00          | 01/30/2025<br>4.30%             | 322,643.57<br>323,745.77 | 99.64<br>4.31%       | 323,814.79<br>0.00           | 0.31%<br>69.02          | A/AAA<br>AAA              | 0.09<br>0.08         |
| 91282CEH0            | UNITED STATES TREASURY 2.625<br>04/15/2025 | 450,000.00          | 04/18/2024<br>5.18%             | 439,031.25<br>448,632.70 | 99.81<br>4.18%       | 449,152.74<br>4,445.91       | 0.43%<br>520.03         | AAA/AA<br>AA              | 0.13<br>0.12         |
| 912828ZT0            | UNITED STATES TREASURY 0.25<br>05/31/2025  | 365,000.00          | 02/25/2021<br>0.60%             | 359,653.32<br>364,687.11 | 99.02<br>4.31%       | 361,414.16<br>228.13         | 0.35%<br>(3,272.95)     | AAA/AA<br>AA              | 0.25<br>0.24         |
| 91282CEU1            | UNITED STATES TREASURY 2.875<br>06/15/2025 | 500,000.00          | 07/30/2024<br>4.90%             | 491,425.78<br>497,150.89 | 99.57<br>4.36%       | 497,863.28<br>3,001.37       | 0.48%<br>712.39         | AAA/AA<br>AA              | 0.29<br>0.28         |
| 91282CEY3            | UNITED STATES TREASURY 3.0<br>07/15/2025   | 475,000.00          | 03/15/2024<br>4.94%             | 463,273.44<br>471,704.93 | 99.53<br>4.29%       | 472,745.61<br>1,771.41       | 0.45%<br>1,040.67       | AAA/AA<br>AA              | 0.38<br>0.36         |
| 9128284Z0            | UNITED STATES TREASURY 2.75<br>08/31/2025  | 750,000.00          | --<br>0.99%                     | 800,092.78<br>756,504.78 | 99.25<br>4.31%       | 744,353.03<br>56.05          | 0.72%<br>(12,151.76)    | AAA/AA<br>AA              | 0.50<br>0.48         |
| 91282CFK2            | UNITED STATES TREASURY 3.5<br>09/15/2025   | 475,000.00          | 03/15/2024<br>4.90%             | 465,537.11<br>471,568.40 | 99.59<br>4.28%       | 473,074.02<br>7,669.54       | 0.46%<br>1,505.62       | AAA/AA<br>AA              | 0.54<br>0.51         |
| 91282CFP1            | UNITED STATES TREASURY 4.25<br>10/15/2025  | 550,000.00          | 06/23/2023<br>4.59%             | 545,982.42<br>548,912.10 | 100.00<br>4.24%      | 550,026.86<br>8,797.73       | 0.53%<br>1,114.75       | AAA/AA<br>AA              | 0.63<br>0.60         |
| 91282CAZ4            | UNITED STATES TREASURY 0.375<br>11/30/2025 | 750,000.00          | --<br>0.88%                     | 734,730.47<br>747,220.44 | 97.21<br>4.22%       | 729,082.04<br>703.13         | 0.70%<br>(18,138.40)    | AAA/AA<br>AA              | 0.75<br>0.73         |
| 91282CGA3            | UNITED STATES TREASURY 4.0<br>12/15/2025   | 600,000.00          | 11/18/2024<br>4.38%             | 597,632.81<br>598,250.34 | 99.87<br>4.16%       | 599,217.19<br>5,010.99       | 0.58%<br>966.85         | AAA/AA<br>AA              | 0.79<br>0.76         |
| 9128286L9            | UNITED STATES TREASURY 2.25<br>03/31/2026  | 750,000.00          | 02/25/2022<br>1.91%             | 760,078.13<br>752,668.14 | 98.05<br>4.11%       | 735,410.16<br>7,046.70       | 0.71%<br>(17,257.98)    | AAA/AA<br>AA              | 1.08<br>1.04         |
| 91282CGV7            | UNITED STATES TREASURY 3.75<br>04/15/2026  | 400,000.00          | 02/24/2025<br>4.21%             | 397,968.75<br>397,988.38 | 99.61<br>4.10%       | 398,453.12<br>5,645.60       | 0.38%<br>464.75         | AAA/AA<br>AA              | 1.13<br>1.07         |
| 912828R36            | UNITED STATES TREASURY 1.625<br>05/15/2026 | 250,000.00          | 10/14/2021<br>0.99%             | 257,148.44<br>251,880.04 | 97.14<br>4.09%       | 242,841.80<br>1,189.57       | 0.23%<br>(9,038.25)     | AAA/AA<br>AA              | 1.21<br>1.17         |
| 91282CHH7            | UNITED STATES TREASURY 4.125<br>06/15/2026 | 475,000.00          | 08/26/2024<br>3.94%             | 476,502.93<br>476,077.44 | 100.09<br>4.05%      | 475,408.21<br>4,091.00       | 0.46%<br>(669.24)       | AAA/AA<br>AA              | 1.29<br>1.23         |

# HOLDINGS REPORT



City of Gardena Cons | Account #10647 | As of February 28, 2025

| Cusip                                   | Security Description                       | Par Value/<br>Units  | Purchase Date<br>Purchase Yield | Cost Value<br>Book Value                       | Mkt Price<br>Mkt YTM         | Market Value<br>Accrued Int.               | % of Port.<br>Gain/Loss               | Moody's/<br>S&P/<br>Fitch | Maturity<br>Duration       |
|-----------------------------------------|--------------------------------------------|----------------------|---------------------------------|------------------------------------------------|------------------------------|--------------------------------------------|---------------------------------------|---------------------------|----------------------------|
| 912828YG9                               | UNITED STATES TREASURY 1.625<br>09/30/2026 | 300,000.00           | 12/28/2021<br>1.24%             | 305,296.88<br>301,763.59                       | 96.39<br>4.01%               | 289,160.16<br>2,035.71                     | 0.28%<br>(12,603.44)                  | AAA/AA<br>AA              | 1.59<br>1.52               |
| 91282CJC6                               | UNITED STATES TREASURY 4.625<br>10/15/2026 | 475,000.00           | 08/26/2024<br>3.84%             | 482,514.65<br>480,720.39                       | 100.92<br>4.03%              | 479,360.35<br>8,268.46                     | 0.46%<br>(1,360.04)                   | AAA/AA<br>AA              | 1.63<br>1.52               |
| 912828U24                               | UNITED STATES TREASURY 2.0<br>11/15/2026   | 625,000.00           | 03/29/2022<br>2.55%             | 609,912.11<br>619,432.38                       | 96.70<br>4.03%               | 604,345.70<br>3,660.22                     | 0.58%<br>(15,086.68)                  | AAA/AA<br>AA              | 1.71<br>1.64               |
| 91282CJP7                               | UNITED STATES TREASURY 4.375<br>12/15/2026 | 300,000.00           | 12/27/2023<br>4.02%             | 302,906.25<br>301,755.02                       | 100.61<br>4.01%              | 301,828.13<br>2,740.38                     | 0.29%<br>73.10                        | AAA/AA<br>AA              | 1.79<br>1.69               |
| 91282CEF4                               | UNITED STATES TREASURY 2.5<br>03/31/2027   | 750,000.00           | --<br>4.27%                     | 736,449.21<br>744,145.40                       | 97.08<br>3.98%               | 728,115.23<br>7,829.67                     | 0.70%<br>(16,030.17)                  | AAA/AA<br>AA              | 2.08<br>1.98               |
| 912828X88                               | UNITED STATES TREASURY 2.375<br>05/15/2027 | 350,000.00           | 06/09/2022<br>3.08%             | 338,666.02<br>344,931.19                       | 96.61<br>4.00%               | 338,132.81<br>2,434.05                     | 0.33%<br>(6,798.38)                   | AAA/AA<br>AA              | 2.21<br>2.10               |
| 91282CKZ3                               | UNITED STATES TREASURY 4.375<br>07/15/2027 | 1,000,000.00         | 11/18/2024<br>4.29%             | 1,002,070.31<br>1,001,852.16                   | 100.89<br>3.98%              | 1,008,867.19<br>5,438.54                   | 0.97%<br>7,015.03                     | AAA/AA<br>AA              | 2.38<br>2.22               |
| 91282CFM8                               | UNITED STATES TREASURY 4.125<br>09/30/2027 | 570,000.00           | 10/26/2022<br>4.19%             | 568,419.14<br>569,171.34                       | 100.39<br>3.96%              | 572,226.56<br>9,818.41                     | 0.55%<br>3,055.22                     | AAA/AA<br>AA              | 2.59<br>2.38               |
| 9128283F5                               | UNITED STATES TREASURY 2.25<br>11/15/2027  | 800,000.00           | 12/20/2022<br>3.84%             | 743,625.00<br>768,852.03                       | 95.62<br>3.97%               | 764,968.75<br>5,270.72                     | 0.74%<br>(3,883.27)                   | AAA/AA<br>AA              | 2.71<br>2.57               |
| 91282CGC9                               | UNITED STATES TREASURY 3.875<br>12/31/2027 | 500,000.00           | 05/25/2023<br>3.98%             | 497,890.63<br>498,700.48                       | 99.75<br>3.97%               | 498,750.00<br>3,211.33                     | 0.48%<br>49.52                        | AAA/AA<br>AA              | 2.84<br>2.64               |
| 91282CGT2                               | UNITED STATES TREASURY 3.625<br>03/31/2028 | 600,000.00           | 01/10/2025<br>4.46%             | 585,117.19<br>585,713.52                       | 98.99<br>3.98%               | 593,929.69<br>9,082.42                     | 0.57%<br>8,216.17                     | AAA/AA<br>AA              | 3.09<br>2.84               |
| 912828YB0                               | UNITED STATES TREASURY 1.625<br>08/15/2029 | 150,000.00           | 09/24/2024<br>3.49%             | 137,542.97<br>138,638.63                       | 90.48<br>3.98%               | 135,714.84<br>94.27                        | 0.13%<br>(2,923.79)                   | AAA/AA<br>AA              | 4.46<br>4.22               |
| 91282CMA6                               | UNITED STATES TREASURY 4.125<br>11/30/2029 | 200,000.00           | 12/17/2024<br>4.25%             | 198,929.69<br>198,972.91                       | 100.52<br>4.00%              | 201,031.25<br>2,062.50                     | 0.19%<br>2,058.35                     | AAA/AA<br>AA              | 4.75<br>4.23               |
| <b>Total US Treasury</b>                |                                            | <b>14,410,000.00</b> | <b>3.45%</b>                    | <b>14,292,925.96</b><br><b>14,335,702.66</b>   | <b>98.87</b><br><b>4.12%</b> | <b>14,242,413.01</b><br><b>112,334.58</b>  | <b>13.70%</b><br><b>(93,289.64)</b>   |                           | <b>1.44</b><br><b>1.36</b> |
| <b>Total Portfolio</b>                  |                                            | <b>97,785,737.17</b> | <b>4.32%</b>                    | <b>103,935,298.91</b><br><b>104,059,761.18</b> | <b>33.30</b><br><b>4.38%</b> | <b>103,952,058.18</b><br><b>262,624.48</b> | <b>100.00%</b><br><b>(107,703.00)</b> |                           | <b>0.69</b><br><b>0.58</b> |
| <b>Total Market<br/>Value + Accrued</b> |                                            |                      |                                 |                                                |                              | <b>104,214,682.67</b>                      |                                       |                           |                            |

# TRANSACTION LEDGER



City of Gardena Cons | Account #10647 | As of February 28, 2025

| Transaction Type          | Settlement Date | CUSIP      | Quantity            | Security Description                                         | Price   | Acq/Disp Yield | Amount                | Interest Pur/Sold | Total Amount          | Gain/Loss   |
|---------------------------|-----------------|------------|---------------------|--------------------------------------------------------------|---------|----------------|-----------------------|-------------------|-----------------------|-------------|
| <b>ACQUISITIONS</b>       |                 |            |                     |                                                              |         |                |                       |                   |                       |             |
| Purchase                  | 02/03/2025      | 31846V203  | 1.25                | FIRST AMER:GVT OBLG Y                                        | 1.000   | 4.02%          | (1.25)                | 0.00              | (1.25)                | 0.00        |
| Purchase                  | 02/03/2025      | 31846V203  | 5,781.25            | FIRST AMER:GVT OBLG Y                                        | 1.000   | 4.02%          | (5,781.25)            | 0.00              | (5,781.25)            | 0.00        |
| Purchase                  | 02/04/2025      | 31846V203  | 1,096.85            | FIRST AMER:GVT OBLG Y                                        | 1.000   | 4.02%          | (1,096.85)            | 0.00              | (1,096.85)            | 0.00        |
| Purchase                  | 02/06/2025      | 31846V203  | 90,785.70           | FIRST AMER:GVT OBLG Y                                        | 1.000   | 4.02%          | (90,785.70)           | 0.00              | (90,785.70)           | 0.00        |
| Purchase                  | 02/12/2025      | 096924AD7  | 220,000.00          | BMWOT 2025-A A3 4.56<br>09/25/2029                           | 99.990  | 4.56%          | (219,978.33)          | 0.00              | (219,978.33)          | 0.00        |
| Purchase                  | 02/14/2025      | 31846V203  | 73,869.49           | FIRST AMER:GVT OBLG Y                                        | 1.000   | 3.98%          | (73,869.49)           | 0.00              | (73,869.49)           | 0.00        |
| Purchase                  | 02/14/2025      | 91324PEU2  | 350,000.00          | UNITEDHEALTH GROUP<br>INC 4.25 01/15/2029                    | 98.161  | 4.77%          | (343,563.50)          | (1,198.26)        | (344,761.76)          | 0.00        |
| Purchase                  | 02/18/2025      | 31846V203  | 13,054.79           | FIRST AMER:GVT OBLG Y                                        | 1.000   | 3.99%          | (13,054.79)           | 0.00              | (13,054.79)           | 0.00        |
| Purchase                  | 02/18/2025      | 31846V203  | 98,553.82           | FIRST AMER:GVT OBLG Y                                        | 1.000   | 3.99%          | (98,553.82)           | 0.00              | (98,553.82)           | 0.00        |
| Purchase                  | 02/20/2025      | 31846V203  | 336.25              | FIRST AMER:GVT OBLG Y                                        | 1.000   | 3.99%          | (336.25)              | 0.00              | (336.25)              | 0.00        |
| Purchase                  | 02/21/2025      | 31846V203  | 8,125.42            | FIRST AMER:GVT OBLG Y                                        | 1.000   | 3.98%          | (8,125.42)            | 0.00              | (8,125.42)            | 0.00        |
| Purchase                  | 02/24/2025      | 31846V203  | 6,500.00            | FIRST AMER:GVT OBLG Y                                        | 1.000   | 3.99%          | (6,500.00)            | 0.00              | (6,500.00)            | 0.00        |
| Purchase                  | 02/25/2025      | 31846V203  | 7,455.63            | FIRST AMER:GVT OBLG Y                                        | 1.000   | 3.99%          | (7,455.63)            | 0.00              | (7,455.63)            | 0.00        |
| Purchase                  | 02/25/2025      | 91282CGV7  | 400,000.00          | UNITED STATES TREASURY<br>3.75 04/15/2026                    | 99.492  | 4.21%          | (397,968.75)          | (5,480.77)        | (403,449.52)          | 0.00        |
| Purchase                  | 02/26/2025      | 31846V203  | 4,080.00            | FIRST AMER:GVT OBLG Y                                        | 1.000   | 3.99%          | (4,080.00)            | 0.00              | (4,080.00)            | 0.00        |
| Purchase                  | 02/27/2025      | 31846V203  | 3,400.00            | FIRST AMER:GVT OBLG Y                                        | 1.000   | 3.99%          | (3,400.00)            | 0.00              | (3,400.00)            | 0.00        |
| Purchase                  | 02/28/2025      | 31846V203  | 10,312.50           | FIRST AMER:GVT OBLG Y                                        | 1.000   | 3.99%          | (10,312.50)           | 0.00              | (10,312.50)           | 0.00        |
| Purchase                  | 02/28/2025      | 09CATR\$05 | 2,299.13            | CalTrust MTF                                                 | 9.860   | 4.12%          | (22,669.41)           | 0.00              | (22,669.41)           | 0.00        |
| Purchase                  | 02/28/2025      | 90CAMP\$00 | 194,261.22          | CAMP                                                         | 1.000   | 4.50%          | (194,261.22)          | 0.00              | (194,261.22)          | 0.00        |
| <b>Total Purchase</b>     |                 |            | <b>1,489,913.30</b> |                                                              |         |                | <b>(1,501,794.16)</b> | <b>(6,679.03)</b> | <b>(1,508,473.19)</b> | <b>0.00</b> |
| <b>TOTAL ACQUISITIONS</b> |                 |            | <b>1,489,913.30</b> |                                                              |         |                | <b>(1,501,794.16)</b> | <b>(6,679.03)</b> | <b>(1,508,473.19)</b> | <b>0.00</b> |
| <b>DISPOSITIONS</b>       |                 |            |                     |                                                              |         |                |                       |                   |                       |             |
| Maturity                  | 02/14/2025      | 3133ENPG9  | (415,000.00)        | FEDERAL FARM CREDIT<br>BANKS FUNDING CORP<br>1.75 02/14/2025 | 100.000 | 1.75%          | 415,000.00            | 0.00              | 415,000.00            | 0.00        |
| <b>Total Maturity</b>     |                 |            | <b>(415,000.00)</b> |                                                              |         |                | <b>415,000.00</b>     | <b>0.00</b>       | <b>415,000.00</b>     | <b>0.00</b> |

# TRANSACTION LEDGER



City of Gardena Cons | Account #10647 | As of February 28, 2025

| Transaction Type             | Settlement Date | CUSIP     | Quantity              | Security Description                                                         | Price   | Acq/Disp Yield | Amount              | Interest Pur/Sold | Total Amount        | Gain/Loss   |
|------------------------------|-----------------|-----------|-----------------------|------------------------------------------------------------------------------|---------|----------------|---------------------|-------------------|---------------------|-------------|
| Sale                         | 02/12/2025      | 31846V203 | (219,978.33)          | FIRST AMER:GVT OBLG Y                                                        | 1.000   | 3.99%          | 219,978.33          | 0.00              | 219,978.33          | 0.00        |
| Sale                         | 02/25/2025      | 31846V203 | (383,650.21)          | FIRST AMER:GVT OBLG Y                                                        | 1.000   | 3.99%          | 383,650.21          | 0.00              | 383,650.21          | 0.00        |
| <b>Total Sale</b>            |                 |           | <b>(603,628.54)</b>   |                                                                              |         |                | <b>603,628.54</b>   | <b>0.00</b>       | <b>603,628.54</b>   | <b>0.00</b> |
| <b>TOTAL DISPOSITIONS</b>    |                 |           | <b>(1,018,628.54)</b> |                                                                              |         |                | <b>1,018,628.54</b> | <b>0.00</b>       | <b>1,018,628.54</b> | <b>0.00</b> |
| <b>OTHER TRANSACTIONS</b>    |                 |           |                       |                                                                              |         |                |                     |                   |                     |             |
| Call Redemption              | 02/06/2025      | 857477BR3 | (90,000.00)           | STATE STREET CORP 1.746<br>02/06/2026                                        | 100.000 | 1.75%          | 90,000.00           | 0.00              | 90,000.00           | 0.00        |
| <b>Total Call Redemption</b> |                 |           | <b>(90,000.00)</b>    |                                                                              |         |                | <b>90,000.00</b>    | <b>0.00</b>       | <b>90,000.00</b>    | <b>0.00</b> |
| Coupon                       | 02/01/2025      | 3137FJKE8 | 0.00                  | FHMS K-082 A2 3.92<br>09/25/2028                                             |         | 3.80%          | 718.67              | 0.00              | 718.67              | 0.00        |
| Coupon                       | 02/01/2025      | 3137FETN0 | 0.00                  | FHMS K-073 A2 3.35<br>01/25/2028                                             |         | 4.22%          | 1,298.12            | 0.00              | 1,298.12            | 0.00        |
| Coupon                       | 02/01/2025      | 3137BNGT5 | 0.00                  | FHMS K-054 A2 2.745<br>01/25/2026                                            |         | 4.39%          | 1,081.25            | 0.00              | 1,081.25            | 0.00        |
| Coupon                       | 02/01/2025      | 3137FHPJ6 | 0.00                  | FHMS K-080 A2 3.926<br>07/25/2028                                            |         | 4.42%          | 1,063.29            | 0.00              | 1,063.29            | 0.00        |
| Coupon                       | 02/01/2025      | 3137BVZ82 | 0.00                  | FHMS K-063 A2 3.43<br>01/25/2027                                             |         | 4.43%          | 914.67              | 0.00              | 914.67              | 0.00        |
| Coupon                       | 02/01/2025      | 3137FJXV6 | 0.00                  | FHMS K-083 A2 4.05<br>09/25/2028                                             |         | 4.56%          | 1,002.38            | 0.00              | 1,002.38            | 0.00        |
| Coupon                       | 02/01/2025      | 3137FJEH8 | 0.00                  | FHMS K-081 A2 3.9<br>08/25/2028                                              |         | 4.81%          | 503.75              | 0.00              | 503.75              | 0.00        |
| Coupon                       | 02/01/2025      | 3137FEBQ2 | 0.00                  | FHMS K-072 A2 3.444<br>12/25/2027                                            |         | 4.89%          | 1,435.00            | 0.00              | 1,435.00            | 0.00        |
| Coupon                       | 02/01/2025      | 459058KW2 | 0.00                  | INTERNATIONAL BANK<br>FOR RECONSTRUCTION<br>AND DEVELOPM 4.625<br>08/01/2028 |         | 4.97%          | 5,782.50            | 0.00              | 5,782.50            | 0.00        |
| Coupon                       | 02/01/2025      | 3137H4BY5 | 0.00                  | FHMS K-746 A2 2.031<br>09/25/2028                                            |         | 5.17%          | 533.14              | 0.00              | 533.14              | 0.00        |

# TRANSACTION LEDGER



City of Gardena Cons | Account #10647 | As of February 28, 2025

| Transaction Type | Settlement Date | CUSIP     | Quantity | Security Description                                         | Price | Acq/Disp Yield | Amount   | Interest Pur/Sold | Total Amount | Gain/Loss |
|------------------|-----------------|-----------|----------|--------------------------------------------------------------|-------|----------------|----------|-------------------|--------------|-----------|
| Coupon           | 02/01/2025      | 3137FJZ93 | 0.00     | FHMS K-084 A2 3.78<br>10/25/2028                             |       | 5.26%          | 756.00   | 0.00              | 756.00       | 0.00      |
| Coupon           | 02/06/2025      | 857477BR3 | 0.00     | STATE STREET CORP 1.746<br>02/06/2026                        |       | 1.75%          | 785.70   | 0.00              | 785.70       | 0.00      |
| Coupon           | 02/14/2025      | 3133ENPG9 | 0.00     | FEDERAL FARM CREDIT<br>BANKS FUNDING CORP<br>1.75 02/14/2025 |       | 1.75%          | 3,631.25 | 0.00              | 3,631.25     | 0.00      |
| Coupon           | 02/15/2025      | 47789QAC4 | 0.00     | JDOT 2021-B A3 0.52<br>03/16/2026                            |       | 0.53%          | 2.86     | 0.00              | 2.86         | 0.00      |
| Coupon           | 02/15/2025      | 89238JAC9 | 0.00     | TAOT 2021-D A3 0.71<br>04/15/2026                            |       | 0.71%          | 5.02     | 0.00              | 5.02         | 0.00      |
| Coupon           | 02/15/2025      | 43815BAC4 | 0.00     | HAROT 2022-1 A3 1.88<br>05/15/2026                           |       | 1.90%          | 69.78    | 0.00              | 69.78        | 0.00      |
| Coupon           | 02/15/2025      | 47787JAC2 | 0.00     | JDOT 2022 A3 0.36<br>09/15/2026                              |       | 2.35%          | 64.19    | 0.00              | 64.19        | 0.00      |
| Coupon           | 02/15/2025      | 89238FAD5 | 0.00     | TAOT 2022-B A3 2.93<br>09/15/2026                            |       | 2.95%          | 100.82   | 0.00              | 100.82       | 0.00      |
| Coupon           | 02/15/2025      | 02582JIT8 | 0.00     | AMXCA 2022-2 A 3.39<br>05/17/2027                            |       | 3.42%          | 522.63   | 0.00              | 522.63       | 0.00      |
| Coupon           | 02/15/2025      | 912828YB0 | 0.00     | UNITED STATES TREASURY<br>1.625 08/15/2029                   |       | 3.49%          | 1,218.75 | 0.00              | 1,218.75     | 0.00      |
| Coupon           | 02/15/2025      | 47800AAC4 | 0.00     | JDOT 2022-B A3 3.74<br>02/16/2027                            |       | 3.78%          | 235.91   | 0.00              | 235.91       | 0.00      |
| Coupon           | 02/15/2025      | 58769GAD5 | 0.00     | MBALT 2024-B A3 4.23<br>02/15/2028                           |       | 4.28%          | 458.25   | 0.00              | 458.25       | 0.00      |
| Coupon           | 02/15/2025      | 438516CJ3 | 0.00     | HONEYWELL<br>INTERNATIONAL INC 4.95<br>02/15/2028            |       | 4.44%          | 9,900.00 | 0.00              | 9,900.00     | 0.00      |
| Coupon           | 02/15/2025      | 89239TAD4 | 0.00     | TAOT 2024-D A3 4.4<br>06/15/2029                             |       | 4.44%          | 385.00   | 0.00              | 385.00       | 0.00      |
| Coupon           | 02/15/2025      | 448976AD2 | 0.00     | HART 2024-C A3 4.41<br>05/15/2029                            |       | 4.45%          | 514.50   | 0.00              | 514.50       | 0.00      |
| Coupon           | 02/15/2025      | 58770AAC7 | 0.00     | MBART 2023-1 A3 4.51<br>11/15/2027                           |       | 4.56%          | 298.10   | 0.00              | 298.10       | 0.00      |

# TRANSACTION LEDGER



City of Gardena Cons | Account #10647 | As of February 28, 2025

| Transaction Type | Settlement Date | CUSIP     | Quantity | Security Description                   | Price | Acq/Disp Yield | Amount   | Interest Pur/Sold | Total Amount | Gain/Loss |
|------------------|-----------------|-----------|----------|----------------------------------------|-------|----------------|----------|-------------------|--------------|-----------|
| Coupon           | 02/15/2025      | 448979AD6 | 0.00     | HART 2023-A A3 4.58<br>04/15/2027      |       | 4.63%          | 512.61   | 0.00              | 512.61       | 0.00      |
| Coupon           | 02/15/2025      | 44934QAD3 | 0.00     | HART 2024-B A3 4.84<br>03/15/2029      |       | 4.90%          | 363.00   | 0.00              | 363.00       | 0.00      |
| Coupon           | 02/15/2025      | 02582JJZ4 | 0.00     | AMXCA 2023-1 A 4.87<br>05/15/2026      |       | 4.92%          | 507.29   | 0.00              | 507.29       | 0.00      |
| Coupon           | 02/15/2025      | 47800BAC2 | 0.00     | JDOT 2022-C A3 5.09<br>06/15/2027      |       | 5.15%          | 667.85   | 0.00              | 667.85       | 0.00      |
| Coupon           | 02/15/2025      | 161571HT4 | 0.00     | CHAIT 2023-1 A 5.16<br>09/15/2028      |       | 5.23%          | 1,462.00 | 0.00              | 1,462.00     | 0.00      |
| Coupon           | 02/15/2025      | 02582JKD1 | 0.00     | AMXCA 2023-3 A 5.23<br>09/15/2028      |       | 5.29%          | 1,481.83 | 0.00              | 1,481.83     | 0.00      |
| Coupon           | 02/15/2025      | 47787CAC7 | 0.00     | JDOT 2023-C A3 5.48<br>05/15/2028      |       | 5.55%          | 1,415.67 | 0.00              | 1,415.67     | 0.00      |
| Coupon           | 02/16/2025      | 36265WAD5 | 0.00     | GMCAR 2022-3 A3 3.64<br>04/16/2027     |       | 3.67%          | 146.66   | 0.00              | 146.66       | 0.00      |
| Coupon           | 02/16/2025      | 38014AAD3 | 0.00     | GMCAR 2024-4 A3 4.4<br>08/16/2029      |       | 4.45%          | 348.33   | 0.00              | 348.33       | 0.00      |
| Coupon           | 02/16/2025      | 362583AD8 | 0.00     | GMCAR 2023-2 A3 4.47<br>02/16/2028     |       | 4.51%          | 428.38   | 0.00              | 428.38       | 0.00      |
| Coupon           | 02/18/2025      | 43815PAC3 | 0.00     | HAROT 2022-2 A3 3.73<br>07/20/2026     |       | 3.76%          | 150.69   | 0.00              | 150.69       | 0.00      |
| Coupon           | 02/18/2025      | 06428CAA2 | 0.00     | BANK OF AMERICA NA<br>5.526 08/18/2026 |       | 5.61%          | 8,289.00 | 0.00              | 8,289.00     | 0.00      |
| Coupon           | 02/20/2025      | 379929AD4 | 0.00     | GMALT 2023-3 A3 5.38<br>11/20/2026     |       | 5.46%          | 336.25   | 0.00              | 336.25       | 0.00      |
| Coupon           | 02/21/2025      | 43815GAC3 | 0.00     | HAROT 2021-4 A3 0.88<br>01/21/2026     |       | 0.91%          | 7.53     | 0.00              | 7.53         | 0.00      |
| Coupon           | 02/21/2025      | 43815JAC7 | 0.00     | HAROT 2023-1 A3 5.04<br>04/21/2027     |       | 5.11%          | 258.77   | 0.00              | 258.77       | 0.00      |
| Coupon           | 02/23/2025      | 037833BY5 | 0.00     | APPLE INC 3.25<br>02/23/2026           |       | 4.05%          | 6,500.00 | 0.00              | 6,500.00     | 0.00      |
| Coupon           | 02/25/2025      | 05593AAC3 | 0.00     | BMWLT 2023-1 A3 5.16<br>11/25/2025     |       | 0.00%          | 23.34    | 0.00              | 23.34        | 0.00      |

# TRANSACTION LEDGER



City of Gardena Cons | Account #10647 | As of February 28, 2025

| Transaction Type      | Settlement Date | CUSIP      | Quantity    | Security Description                                                       | Price | Acq/Disp Yield | Amount            | Interest Pur/Sold | Total Amount      | Gain/Loss   |
|-----------------------|-----------------|------------|-------------|----------------------------------------------------------------------------|-------|----------------|-------------------|-------------------|-------------------|-------------|
| Coupon                | 02/25/2025      | 05602RAD3  | 0.00        | BMWOT 2022-A A3 3.21<br>08/25/2026                                         |       | 6.55%          | 227.01            | 0.00              | 227.01            | 0.00        |
| Coupon                | 02/26/2025      | 17275RBQ4  | 0.00        | CISCO SYSTEMS INC 4.8<br>02/26/2027                                        |       | 4.85%          | 4,080.00          | 0.00              | 4,080.00          | 0.00        |
| Coupon                | 02/27/2025      | 459058LK7  | 0.00        | INTERNATIONAL BANK<br>FOR RECONSTRUCTION<br>AND DEVELOPM 4.0<br>08/27/2026 |       | 4.06%          | 3,400.00          | 0.00              | 3,400.00          | 0.00        |
| Coupon                | 02/28/2025      | 9128284Z0  | 0.00        | UNITED STATES TREASURY<br>2.75 08/31/2025                                  |       | 0.99%          | 10,312.50         | 0.00              | 10,312.50         | 0.00        |
| <b>Total Coupon</b>   |                 |            | <b>0.00</b> |                                                                            |       |                | <b>74,200.24</b>  | <b>0.00</b>       | <b>74,200.24</b>  | <b>0.00</b> |
| Dividend              | 02/28/2025      | 09CATR\$05 | 0.00        | CalTrust MTF                                                               |       | 4.12%          | 22,669.41         | 0.00              | 22,669.41         | 0.00        |
| Dividend              | 02/28/2025      | 90CAMP\$00 | 0.00        | CAMP                                                                       |       | 4.50%          | 194,261.22        | 0.00              | 194,261.22        | 0.00        |
| Dividend              | 02/28/2025      | 31846V203  | 0.00        | FIRST AMER:GVT OBLG Y                                                      |       | 3.99%          | 1,070.26          | 0.00              | 1,070.26          | 0.00        |
| <b>Total Dividend</b> |                 |            | <b>0.00</b> |                                                                            |       |                | <b>218,000.89</b> | <b>0.00</b>       | <b>218,000.89</b> | <b>0.00</b> |
| Principal Paydown     | 02/01/2025      | 3137BNGT5  | 882.48      | FHMS K-054 A2 2.745<br>01/25/2026                                          |       | 4.39%          | 882.48            | --                | 882.48            | 0.01        |
| Principal Paydown     | 02/15/2025      | 47789QAC4  | 3,025.42    | JDOT 2021-B A3 0.52<br>03/16/2026                                          |       | 0.53%          | 3,025.42          | --                | 3,025.42          | (0.00)      |
| Principal Paydown     | 02/15/2025      | 89238JAC9  | 2,461.80    | TAOT 2021-D A3 0.71<br>04/15/2026                                          |       | 0.71%          | 2,461.80          | --                | 2,461.80          | 0.00        |
| Principal Paydown     | 02/15/2025      | 43815BAC4  | 7,317.97    | HAROT 2022-1 A3 1.88<br>05/15/2026                                         |       | 1.90%          | 7,317.97          | --                | 7,317.97          | (0.00)      |
| Principal Paydown     | 02/15/2025      | 47787JAC2  | 5,309.03    | JDOT 2022 A3 0.36<br>09/15/2026                                            |       | 2.35%          | 5,309.03          | --                | 5,309.03          | 0.00        |
| Principal Paydown     | 02/15/2025      | 89238FAD5  | 5,196.03    | TAOT 2022-B A3 2.93<br>09/15/2026                                          |       | 2.95%          | 5,196.03          | --                | 5,196.03          | 0.00        |
| Principal Paydown     | 02/15/2025      | 47800AAC4  | 9,085.03    | JDOT 2022-B A3 3.74<br>02/16/2027                                          |       | 3.78%          | 9,085.03          | --                | 9,085.03          | (0.00)      |
| Principal Paydown     | 02/15/2025      | 58770AAC7  | 5,887.81    | MBART 2023-1 A3 4.51<br>11/15/2027                                         |       | 4.56%          | 5,887.81          | --                | 5,887.81          | 0.00        |
| Principal Paydown     | 02/15/2025      | 448979AD6  | 11,299.17   | HART 2023-A A3 4.58<br>04/15/2027                                          |       | 4.63%          | 11,299.17         | --                | 11,299.17         | (0.00)      |

# TRANSACTION LEDGER



City of Gardena Cons | Account #10647 | As of February 28, 2025

| Transaction Type                | Settlement Date | CUSIP     | Quantity          | Security Description               | Price | Acq/Disp Yield | Amount            | Interest Pur/Sold | Total Amount      | Gain/Loss   |
|---------------------------------|-----------------|-----------|-------------------|------------------------------------|-------|----------------|-------------------|-------------------|-------------------|-------------|
| Principal Paydown               | 02/15/2025      | 47800BAC2 | 15,197.30         | JDOT 2022-C A3 5.09<br>06/15/2027  |       | 5.15%          | 15,197.30         | --                | 15,197.30         | (0.00)      |
| Principal Paydown               | 02/16/2025      | 36265WAD5 | 5,152.54          | GMCAR 2022-3 A3 3.64<br>04/16/2027 |       | 3.67%          | 5,152.54          | --                | 5,152.54          | 0.00        |
| Principal Paydown               | 02/16/2025      | 362583AD8 | 6,111.27          | GMCAR 2023-2 A3 4.47<br>02/16/2028 |       | 4.51%          | 6,111.27          | --                | 6,111.27          | 0.00        |
| Principal Paydown               | 02/18/2025      | 43815PAC3 | 6,016.12          | HAROT 2022-2 A3 3.73<br>07/20/2026 |       | 3.76%          | 6,016.12          | --                | 6,016.12          | 0.00        |
| Principal Paydown               | 02/21/2025      | 43815GAC3 | 3,052.25          | HAROT 2021-4 A3 0.88<br>01/21/2026 |       | 0.91%          | 3,052.25          | --                | 3,052.25          | 0.00        |
| Principal Paydown               | 02/21/2025      | 43815JAC7 | 4,806.87          | HAROT 2023-1 A3 5.04<br>04/21/2027 |       | 5.11%          | 4,806.87          | --                | 4,806.87          | 0.00        |
| Principal Paydown               | 02/25/2025      | 05593AAC3 | 3,986.68          | BMWLT 2023-1 A3 5.16<br>11/25/2025 |       | 0.00%          | 3,986.68          | --                | 3,986.68          | (0.00)      |
| Principal Paydown               | 02/25/2025      | 05602RAD3 | 12,829.16         | BMWOT 2022-A A3 3.21<br>08/25/2026 |       | 6.55%          | 12,829.16         | --                | 12,829.16         | (0.00)      |
| <b>Total Principal Paydown</b>  |                 |           | <b>107,616.93</b> |                                    |       |                | <b>107,616.93</b> | <b>--</b>         | <b>107,616.93</b> | <b>0.01</b> |
| <b>TOTAL OTHER TRANSACTIONS</b> |                 |           | <b>17,616.93</b>  |                                    |       |                | <b>489,818.06</b> | <b>0.00</b>       | <b>489,818.06</b> | <b>0.01</b> |



# INCOME EARNED

City of Gardena Cons | Account #10647 | As of February 28, 2025

| Cusip                               | Security Description                 | Trade Date<br>Settle Date<br>Units     | Book Value: Begin<br>Book Value: Acq<br>Book Value: Disp<br>Book Value: End | Prior Accrued<br>Inc. Received<br>Ending Accrued<br>Total Interest | Accr. Of Discount<br>Amort. Of Premium<br>Net Accret/Amort<br>Income Earned | Total Income    |
|-------------------------------------|--------------------------------------|----------------------------------------|-----------------------------------------------------------------------------|--------------------------------------------------------------------|-----------------------------------------------------------------------------|-----------------|
| <b>CASH &amp; EQUIVALENTS</b>       |                                      |                                        |                                                                             |                                                                    |                                                                             |                 |
| 31846V203                           | FIRST AMER:GVT OBLG Y                | 87,995.45                              | 368,271.04<br>323,352.95<br>(603,628.54)<br>87,995.45                       | 0.00<br>1,096.85<br>0.00<br>1,096.85                               | 0.00<br>0.00<br>0.00<br>1,096.85                                            | 1,096.85        |
| 912797MV6                           | UNITED STATES TREASURY<br>04/03/2025 | 01/30/2025<br>01/31/2025<br>325,000.00 | 322,681.58<br>0.00<br>0.00<br>323,745.77                                    | 0.00<br>0.00<br>0.00<br>0.00                                       | 1,064.19<br>0.00<br>1,064.19<br>1,064.19                                    | 1,064.19        |
| 912797NS2                           | UNITED STATES TREASURY<br>03/25/2025 | 01/30/2025<br>01/31/2025<br>325,000.00 | 323,016.59<br>0.00<br>0.00<br>324,084.58                                    | 0.00<br>0.00<br>0.00<br>0.00                                       | 1,067.99<br>0.00<br>1,067.99<br>1,067.99                                    | 1,067.99        |
| CCYUSD                              | Receivable                           | 42,102.53                              | 22,537.84<br>0.00<br>0.00<br>42,102.53                                      | 0.00<br>0.00<br>0.00<br>0.00                                       | 0.00<br>0.00<br>0.00<br>0.00                                                | 0.00            |
| <b>Total Cash &amp; Equivalents</b> |                                      |                                        | <b>780,097.98</b>                                                           | <b>1,096.85</b>                                                    | <b>3,229.03</b>                                                             | <b>3,229.03</b> |
| <b>FIXED INCOME</b>                 |                                      |                                        |                                                                             |                                                                    |                                                                             |                 |
| 02582JJT8                           | AMXCA 2022-2 A 3.39<br>05/17/2027    | 05/17/2022<br>05/24/2022<br>185,000.00 | 184,994.59<br>0.00<br>0.00<br>184,996.06                                    | 278.73<br>522.63<br>278.73<br>522.63                               | 1.47<br>0.00<br>1.47<br>524.10                                              | 524.10          |
| 02582JJZ4                           | AMXCA 2023-1 A 4.87<br>05/15/2026    | 06/07/2023<br>06/14/2023<br>125,000.00 | 124,993.71<br>0.00<br>0.00<br>124,994.09                                    | 270.56<br>507.29<br>270.56<br>507.29                               | 0.38<br>0.00<br>0.38<br>507.67                                              | 507.67          |
| 02582JKD1                           | AMXCA 2023-3 A 5.23<br>09/15/2028    | 09/12/2023<br>09/19/2023<br>340,000.00 | 339,988.98<br>0.00<br>0.00<br>339,989.21                                    | 790.31<br>1,481.83<br>790.31<br>1,481.83                           | 0.23<br>0.00<br>0.23<br>1,482.06                                            | 1,482.06        |

# INCOME EARNED



City of Gardena Cons | Account #10647 | As of February 28, 2025

| Cusip     | Security Description                                     | Trade Date<br>Settle Date<br>Units     | Book Value: Begin<br>Book Value: Acq<br>Book Value: Disp<br>Book Value: End | Prior Accrued<br>Inc. Received<br>Ending Accrued<br>Total Interest | Accr. Of Discount<br>Amort. Of Premium<br>Net Accret/Amort<br>Income Earned | Total Income |
|-----------|----------------------------------------------------------|----------------------------------------|-----------------------------------------------------------------------------|--------------------------------------------------------------------|-----------------------------------------------------------------------------|--------------|
| 037833BY5 | APPLE INC 3.25 02/23/2026                                | 05/09/2023<br>05/11/2023<br>400,000.00 | 396,837.16<br>0.00<br>0.00<br>397,065.99                                    | 5,705.56<br>6,500.00<br>288.89<br>1,083.33                         | 228.84<br>0.00<br>228.84<br>1,312.17                                        | 1,312.17     |
| 05593AAC3 | BMWLT 2023-1 A3 5.16<br>11/25/2025                       | 02/07/2023<br>02/15/2023<br>1,441.84   | 5,428.48<br>0.00<br>(3,986.68)<br>1,441.83                                  | 4.67<br>23.34<br>1.24<br>19.91                                     | 0.03<br>0.00<br>0.03<br>19.94                                               | 19.94        |
| 05602RAD3 | BMWOT 2022-A A3 3.21<br>08/25/2026                       | 01/05/2023<br>01/09/2023<br>72,033.13  | 83,922.90<br>0.00<br>(12,829.16)<br>71,274.92                               | 45.40<br>227.01<br>38.54<br>220.15                                 | 181.18<br>0.00<br>181.18<br>401.33                                          | 401.33       |
| 06428CAA2 | BANK OF AMERICA NA 5.526<br>08/18/2026                   | 09/19/2023<br>09/21/2023<br>300,000.00 | 299,616.71<br>0.00<br>0.00<br>299,635.78                                    | 7,506.15<br>8,289.00<br>598.65<br>1,381.50                         | 19.06<br>0.00<br>19.06<br>1,400.56                                          | 1,400.56     |
| 096924AD7 | BMWOT 2025-A A3 4.56<br>09/25/2029                       | 02/04/2025<br>02/12/2025<br>220,000.00 | 0.00<br>219,978.33<br>0.00<br>219,978.55                                    | 0.00<br>0.00<br>529.47<br>529.47                                   | 0.22<br>0.00<br>0.22<br>529.69                                              | 529.69       |
| 14913UAL4 | CATERPILLAR FINANCIAL<br>SERVICES CORP 5.0<br>05/14/2027 | 05/21/2024<br>05/23/2024<br>405,000.00 | 405,569.67<br>0.00<br>0.00<br>405,550.50                                    | 4,331.25<br>0.00<br>6,018.75<br>1,687.50                           | 0.00<br>(19.17)<br>(19.17)<br>1,668.33                                      | 1,668.33     |
| 161571HT4 | CHAIT 2023-1 A 5.16<br>09/15/2028                        | 09/07/2023<br>09/15/2023<br>340,000.00 | 339,931.80<br>0.00<br>0.00<br>339,933.25                                    | 779.73<br>1,462.00<br>779.73<br>1,462.00                           | 1.44<br>0.00<br>1.44<br>1,463.44                                            | 1,463.44     |
| 17275RBQ4 | CISCO SYSTEMS INC 4.8<br>02/26/2027                      | 02/21/2024<br>02/26/2024<br>170,000.00 | 169,847.76<br>0.00<br>0.00<br>169,853.41                                    | 3,513.33<br>4,080.00<br>113.33<br>680.00                           | 5.65<br>0.00<br>5.65<br>685.65                                              | 685.65       |
| 20030NCS8 | COMCAST CORP 3.95<br>10/15/2025                          | 03/11/2024<br>03/13/2024<br>400,000.00 | 397,326.32<br>0.00<br>0.00<br>397,618.75                                    | 4,652.22<br>0.00<br>5,968.89<br>1,316.67                           | 292.43<br>0.00<br>292.43<br>1,609.10                                        | 1,609.10     |

# INCOME EARNED



City of Gardena Cons | Account #10647 | As of February 28, 2025

| Cusip     | Security Description                                         | Trade Date<br>Settle Date<br>Units     | Book Value: Begin<br>Book Value: Acq<br>Book Value: Disp<br>Book Value: End | Prior Accrued<br>Inc. Received<br>Ending Accrued<br>Total Interest | Accr. Of Discount<br>Amort. Of Premium<br>Net Accret/Amort<br>Income Earned | Total Income |
|-----------|--------------------------------------------------------------|----------------------------------------|-----------------------------------------------------------------------------|--------------------------------------------------------------------|-----------------------------------------------------------------------------|--------------|
| 24422EWB1 | JOHN DEERE CAPITAL CORP<br>2.125 03/07/2025                  | 03/02/2022<br>03/07/2022<br>130,000.00 | 129,998.27<br>0.00<br>0.00<br>129,999.69                                    | 1,105.00<br>0.00<br>1,335.21<br>230.21                             | 1.43<br>0.00<br>1.43<br>231.64                                              | 231.64       |
| 24422EXZ7 | JOHN DEERE CAPITAL CORP<br>4.65 01/07/2028                   | 01/06/2025<br>01/09/2025<br>280,000.00 | 279,917.77<br>0.00<br>0.00<br>279,919.92                                    | 795.67<br>0.00<br>1,880.67<br>1,085.00                             | 2.15<br>0.00<br>2.15<br>1,087.15                                            | 1,087.15     |
| 26444HAH4 | DUKE ENERGY FLORIDA LLC<br>2.5 12/01/2029                    | 12/16/2024<br>12/17/2024<br>450,000.00 | 407,472.49<br>0.00<br>0.00<br>408,147.53                                    | 1,875.00<br>0.00<br>2,812.50<br>937.50                             | 675.04<br>0.00<br>675.04<br>1,612.54                                        | 1,612.54     |
| 3130ATS57 | FEDERAL HOME LOAN BANKS<br>4.5 03/10/2028                    | 03/21/2023<br>03/22/2023<br>700,000.00 | 709,862.41<br>0.00<br>0.00<br>709,618.67                                    | 12,337.50<br>0.00<br>14,962.50<br>2,625.00                         | 0.00<br>(243.73)<br>(243.73)<br>2,381.27                                    | 2,381.27     |
| 3130B3A29 | FEDERAL HOME LOAN BANKS<br>4.0 10/09/2026                    | 10/21/2024<br>10/22/2024<br>600,000.00 | 599,994.85<br>0.00<br>0.00<br>599,995.09                                    | 7,333.33<br>0.00<br>9,333.33<br>2,000.00                           | 0.23<br>0.00<br>0.23<br>2,000.23                                            | 2,000.23     |
| 3133ENPG9 | FEDERAL FARM CREDIT<br>BANKS FUNDING CORP 1.75<br>02/14/2025 | 02/10/2022<br>02/15/2022<br>0.00       | 414,986.85<br>0.00<br>(415,000.00)<br>0.00                                  | 3,368.99<br>3,631.25<br>0.00<br>262.26                             | 13.15<br>0.00<br>13.15<br>275.41                                            | 275.41       |
| 3133EPN50 | FEDERAL FARM CREDIT<br>BANKS FUNDING CORP 4.25<br>12/15/2028 | 12/28/2023<br>12/29/2023<br>650,000.00 | 658,242.24<br>0.00<br>0.00<br>658,078.91                                    | 3,529.86<br>0.00<br>5,831.94<br>2,302.08                           | 0.00<br>(163.33)<br>(163.33)<br>2,138.76                                    | 2,138.76     |
| 3133ERFJ5 | FEDERAL FARM CREDIT<br>BANKS FUNDING CORP 4.5<br>05/20/2027  | 05/23/2024<br>05/24/2024<br>330,000.00 | 327,951.93<br>0.00<br>0.00<br>328,020.36                                    | 2,928.75<br>0.00<br>4,166.25<br>1,237.50                           | 68.43<br>0.00<br>68.43<br>1,305.93                                          | 1,305.93     |
| 3133ERGL9 | FEDERAL FARM CREDIT<br>BANKS FUNDING CORP 4.5<br>06/07/2028  | 06/25/2024<br>06/26/2024<br>450,000.00 | 450,834.30<br>0.00<br>0.00<br>450,815.18                                    | 3,037.50<br>0.00<br>4,725.00<br>1,687.50                           | 0.00<br>(19.12)<br>(19.12)<br>1,668.38                                      | 1,668.38     |

# INCOME EARNED



City of Gardena Cons | Account #10647 | As of February 28, 2025

| Cusip     | Security Description                                       | Trade Date<br>Settle Date<br>Units | Book Value: Begin<br>Book Value: Acq<br>Book Value: Disp<br>Book Value: End | Prior Accrued<br>Inc. Received<br>Ending Accrued<br>Total Interest | Accr. Of Discount<br>Amort. Of Premium<br>Net Accret/Amort<br>Income Earned | Total Income |
|-----------|------------------------------------------------------------|------------------------------------|-----------------------------------------------------------------------------|--------------------------------------------------------------------|-----------------------------------------------------------------------------|--------------|
| 3135G06G3 | FEDERAL NATIONAL<br>MORTGAGE ASSOCIATION 0.5<br>11/07/2025 | 11/18/2020                         | 349,944.56                                                                  | 408.33                                                             | 5.56                                                                        | 151.40       |
|           |                                                            | 11/19/2020                         | 0.00                                                                        | 0.00                                                               | 0.00                                                                        |              |
|           |                                                            |                                    | 0.00                                                                        | 554.17                                                             | 5.56                                                                        |              |
|           |                                                            | 350,000.00                         | 349,950.12                                                                  | 145.83                                                             | 151.40                                                                      |              |
| 3137BNGT5 | FHMS K-054 A2 2.745<br>01/25/2026                          | 02/15/2023                         | 465,059.53                                                                  | 1,081.25                                                           | 651.73                                                                      | 1,730.96     |
|           |                                                            | 02/21/2023                         | 0.00                                                                        | 1,081.25                                                           | 0.00                                                                        |              |
|           |                                                            |                                    | (882.48)                                                                    | 1,079.23                                                           | 651.73                                                                      |              |
|           |                                                            | 471,795.78                         | 464,828.78                                                                  | 1,079.23                                                           | 1,730.96                                                                    |              |
| 3137BVZ82 | FHMS K-063 A2 3.43<br>01/25/2027                           | 02/06/2024                         | 313,866.39                                                                  | 914.67                                                             | 245.70                                                                      | 1,160.37     |
|           |                                                            | 02/09/2024                         | 0.00                                                                        | 914.67                                                             | 0.00                                                                        |              |
|           |                                                            |                                    | 0.00                                                                        | 914.67                                                             | 245.70                                                                      |              |
|           |                                                            | 320,000.00                         | 314,112.09                                                                  | 914.67                                                             | 1,160.37                                                                    |              |
| 3137FEBQ2 | FHMS K-072 A2 3.444<br>12/25/2027                          | 08/22/2023                         | 480,406.59                                                                  | 1,435.00                                                           | 531.09                                                                      | 1,966.09     |
|           |                                                            | 08/25/2023                         | 0.00                                                                        | 1,435.00                                                           | 0.00                                                                        |              |
|           |                                                            |                                    | 0.00                                                                        | 1,435.00                                                           | 531.09                                                                      |              |
|           |                                                            | 500,000.00                         | 480,937.68                                                                  | 1,435.00                                                           | 1,966.09                                                                    |              |
| 3137FETN0 | FHMS K-073 A2 3.35<br>01/25/2028                           | 05/24/2023                         | 453,521.61                                                                  | 1,298.13                                                           | 302.06                                                                      | 1,600.18     |
|           |                                                            | 05/30/2023                         | 0.00                                                                        | 1,298.12                                                           | 0.00                                                                        |              |
|           |                                                            |                                    | 0.00                                                                        | 1,298.13                                                           | 302.06                                                                      |              |
|           |                                                            | 465,000.00                         | 453,823.67                                                                  | 1,298.12                                                           | 1,600.18                                                                    |              |
| 3137FHPJ6 | FHMS K-080 A2 3.926<br>07/25/2028                          | 01/23/2024                         | 319,466.50                                                                  | 1,063.29                                                           | 124.35                                                                      | 1,187.64     |
|           |                                                            | 01/26/2024                         | 0.00                                                                        | 1,063.29                                                           | 0.00                                                                        |              |
|           |                                                            |                                    | 0.00                                                                        | 1,063.29                                                           | 124.35                                                                      |              |
|           |                                                            | 325,000.00                         | 319,590.85                                                                  | 1,063.29                                                           | 1,187.64                                                                    |              |
| 3137FJEH8 | FHMS K-081 A2 3.9<br>08/25/2028                            | 09/15/2023                         | 150,283.45                                                                  | 503.75                                                             | 103.42                                                                      | 607.17       |
|           |                                                            | 09/20/2023                         | 0.00                                                                        | 503.75                                                             | 0.00                                                                        |              |
|           |                                                            |                                    | 0.00                                                                        | 503.75                                                             | 103.42                                                                      |              |
|           |                                                            | 155,000.00                         | 150,386.87                                                                  | 503.75                                                             | 607.17                                                                      |              |
| 3137FJKE8 | FHMS K-082 A2 3.92<br>09/25/2028                           | 09/20/2024                         | 220,524.09                                                                  | 718.67                                                             | 0.00                                                                        | 707.45       |
|           |                                                            | 09/25/2024                         | 0.00                                                                        | 718.67                                                             | (11.22)                                                                     |              |
|           |                                                            |                                    | 0.00                                                                        | 718.67                                                             | (11.22)                                                                     |              |
|           |                                                            | 220,000.00                         | 220,512.87                                                                  | 718.67                                                             | 707.45                                                                      |              |
| 3137FJXV6 | FHMS K-083 A2 4.05<br>09/25/2028                           | 12/07/2023                         | 291,528.26                                                                  | 1,002.38                                                           | 117.13                                                                      | 1,119.51     |
|           |                                                            | 12/12/2023                         | 0.00                                                                        | 1,002.38                                                           | 0.00                                                                        |              |
|           |                                                            |                                    | 0.00                                                                        | 1,002.38                                                           | 117.13                                                                      |              |
|           |                                                            | 297,000.00                         | 291,645.39                                                                  | 1,002.38                                                           | 1,119.51                                                                    |              |

# INCOME EARNED



City of Gardena Cons | Account #10647 | As of February 28, 2025

| Cusip     | Security Description                        | Trade Date<br>Settle Date<br>Units     | Book Value: Begin<br>Book Value: Acq<br>Book Value: Disp<br>Book Value: End | Prior Accrued<br>Inc. Received<br>Ending Accrued<br>Total Interest | Accr. Of Discount<br>Amort. Of Premium<br>Net Accret/Amort<br>Income Earned | Total Income |
|-----------|---------------------------------------------|----------------------------------------|-----------------------------------------------------------------------------|--------------------------------------------------------------------|-----------------------------------------------------------------------------|--------------|
| 3137FJZ93 | FHMS K-084 A2 3.78<br>10/25/2028            | 10/20/2023<br>10/25/2023<br>240,000.00 | 227,991.95<br>0.00<br>0.00<br>228,243.24                                    | 756.00<br>756.00<br>756.00<br>756.00                               | 251.29<br>0.00<br>251.29<br>1,007.29                                        | 1,007.29     |
| 3137H4BY5 | FHMS K-746 A2 2.031<br>09/25/2028           | 10/03/2023<br>10/06/2023<br>315,000.00 | 282,864.83<br>0.00<br>0.00<br>283,552.74                                    | 533.14<br>533.14<br>533.14<br>533.14                               | 687.91<br>0.00<br>687.91<br>1,221.05                                        | 1,221.05     |
| 341081GT8 | FLORIDA POWER & LIGHT CO<br>5.15 06/15/2029 | 09/19/2024<br>09/20/2024<br>330,000.00 | 344,100.11<br>0.00<br>0.00<br>343,842.74                                    | 2,171.58<br>0.00<br>3,587.83<br>1,416.25                           | 0.00<br>(257.37)<br>(257.37)<br>1,158.88                                    | 1,158.88     |
| 362583AD8 | GMCAR 2023-2 A3 4.47<br>02/16/2028          | 04/04/2023<br>04/12/2023<br>108,888.73 | 114,998.02<br>0.00<br>(6,111.27)<br>108,886.91                              | 214.19<br>428.38<br>202.81<br>417.00                               | 0.15<br>0.00<br>0.15<br>417.15                                              | 417.15       |
| 36265WAD5 | GMCAR 2022-3 A3 3.64<br>04/16/2027          | 07/06/2022<br>07/13/2022<br>43,196.61  | 48,349.02<br>0.00<br>(5,152.54)<br>43,196.50                                | 73.33<br>146.66<br>65.51<br>138.85                                 | 0.02<br>0.00<br>0.02<br>138.86                                              | 138.86       |
| 379929AD4 | GMALT 2023-3 A3 5.38<br>11/20/2026          | 08/08/2023<br>08/16/2023<br>75,000.00  | 74,995.05<br>0.00<br>0.00<br>74,995.26                                      | 123.29<br>336.25<br>123.29<br>336.25                               | 0.21<br>0.00<br>0.21<br>336.46                                              | 336.46       |
| 38014AAD3 | GMCAR 2024-4 A3 4.4<br>08/16/2029           | 10/08/2024<br>10/16/2024<br>95,000.00  | 94,982.82<br>0.00<br>0.00<br>94,983.11                                      | 174.17<br>348.33<br>174.17<br>348.33                               | 0.29<br>0.00<br>0.29<br>348.62                                              | 348.62       |
| 437076CR1 | HOME DEPOT INC 4.0<br>09/15/2025            | 09/12/2022<br>09/19/2022<br>110,000.00 | 109,991.80<br>0.00<br>0.00<br>109,992.82                                    | 1,662.22<br>0.00<br>2,028.89<br>366.67                             | 1.02<br>0.00<br>1.02<br>367.68                                              | 367.68       |
| 437076DC3 | HOME DEPOT INC 4.75<br>06/25/2029           | 295,000.00                             | 295,107.15<br>0.00<br>0.00<br>295,104.96                                    | 1,401.25<br>0.00<br>2,568.96<br>1,167.71                           | 14.34<br>(16.53)<br>(2.19)<br>1,165.52                                      | 1,165.52     |

## INCOME EARNED

City of Gardena Cons | Account #10647 | As of February 28, 2025

| Cusip     | Security Description                                                    | Trade Date<br>Settle Date<br>Units | Book Value: Begin<br>Book Value: Acq<br>Book Value: Disp<br>Book Value: End | Prior Accrued<br>Inc. Received<br>Ending Accrued<br>Total Interest | Accr. Of Discount<br>Amort. Of Premium<br>Net Accret/Amort<br>Income Earned | Total Income |
|-----------|-------------------------------------------------------------------------|------------------------------------|-----------------------------------------------------------------------------|--------------------------------------------------------------------|-----------------------------------------------------------------------------|--------------|
| 43815BAC4 | HAROT 2022-1 A3 1.88<br>05/15/2026                                      | 02/15/2022                         | 44,538.08                                                                   | 37.22                                                              | 0.39                                                                        | 64.06        |
|           |                                                                         | 02/23/2022                         | 0.00                                                                        | 69.78                                                              | 0.00                                                                        |              |
|           |                                                                         | 37,221.95                          | (7,317.97)                                                                  | 31.10                                                              | 0.39                                                                        |              |
|           |                                                                         |                                    | 37,220.50                                                                   | 63.67                                                              | 64.06                                                                       |              |
| 43815GAC3 | HAROT 2021-4 A3 0.88<br>01/21/2026                                      | 11/16/2021                         | 10,262.14                                                                   | 2.51                                                               | 0.16                                                                        | 6.94         |
|           |                                                                         | 11/24/2021                         | 0.00                                                                        | 7.53                                                               | 0.00                                                                        |              |
|           |                                                                         | 7,210.33                           | (3,052.25)                                                                  | 1.76                                                               | 0.16                                                                        |              |
|           |                                                                         |                                    | 7,210.05                                                                    | 6.78                                                               | 6.94                                                                        |              |
| 43815JAC7 | HAROT 2023-1 A3 5.04<br>04/21/2027                                      | 02/16/2023                         | 61,605.76                                                                   | 86.26                                                              | 0.67                                                                        | 252.71       |
|           |                                                                         | 02/24/2023                         | 0.00                                                                        | 258.77                                                             | 0.00                                                                        |              |
|           |                                                                         | 56,804.97                          | (4,806.87)                                                                  | 79.53                                                              | 0.67                                                                        |              |
|           |                                                                         |                                    | 56,799.56                                                                   | 252.04                                                             | 252.71                                                                      |              |
| 43815PAC3 | HAROT 2022-2 A3 3.73<br>07/20/2026                                      | 08/15/2022                         | 48,477.91                                                                   | 65.30                                                              | 0.15                                                                        | 142.74       |
|           |                                                                         | 08/24/2022                         | 0.00                                                                        | 150.69                                                             | 0.00                                                                        |              |
|           |                                                                         | 42,462.69                          | (6,016.12)                                                                  | 57.19                                                              | 0.15                                                                        |              |
|           |                                                                         |                                    | 42,461.95                                                                   | 142.59                                                             | 142.74                                                                      |              |
| 438516CJ3 | HONEYWELL INTERNATIONAL<br>INC 4.95 02/15/2028                          | 02/13/2023                         | 405,388.20                                                                  | 9,130.00                                                           | 0.00                                                                        | 1,510.05     |
|           |                                                                         | 02/15/2023                         | 0.00                                                                        | 9,900.00                                                           | (139.95)                                                                    |              |
|           |                                                                         | 400,000.00                         | 0.00                                                                        | 880.00                                                             | (139.95)                                                                    |              |
|           |                                                                         |                                    | 405,248.24                                                                  | 1,650.00                                                           | 1,510.05                                                                    |              |
| 448976AD2 | HART 2024-C A3 4.41<br>05/15/2029                                       | 10/08/2024                         | 139,990.41                                                                  | 274.40                                                             | 0.17                                                                        | 514.67       |
|           |                                                                         | 10/16/2024                         | 0.00                                                                        | 514.50                                                             | 0.00                                                                        |              |
|           |                                                                         | 140,000.00                         | 0.00                                                                        | 274.40                                                             | 0.17                                                                        |              |
|           |                                                                         |                                    | 139,990.58                                                                  | 514.50                                                             | 514.67                                                                      |              |
| 448979AD6 | HART 2023-A A3 4.58<br>04/15/2027                                       | 04/04/2023                         | 134,300.02                                                                  | 273.39                                                             | 0.83                                                                        | 490.44       |
|           |                                                                         | 04/12/2023                         | 0.00                                                                        | 512.61                                                             | 0.00                                                                        |              |
|           |                                                                         | 123,008.04                         | (11,299.17)                                                                 | 250.39                                                             | 0.83                                                                        |              |
|           |                                                                         |                                    | 123,001.69                                                                  | 489.61                                                             | 490.44                                                                      |              |
| 44934QAD3 | HART 2024-B A3 4.84<br>03/15/2029                                       | 07/16/2024                         | 89,987.96                                                                   | 193.60                                                             | 0.22                                                                        | 363.22       |
|           |                                                                         | 07/24/2024                         | 0.00                                                                        | 363.00                                                             | 0.00                                                                        |              |
|           |                                                                         | 90,000.00                          | 0.00                                                                        | 193.60                                                             | 0.22                                                                        |              |
|           |                                                                         |                                    | 89,988.18                                                                   | 363.00                                                             | 363.22                                                                      |              |
| 459058KT9 | INTERNATIONAL BANK FOR<br>RECONSTRUCTION AND<br>DEVELOPM 3.5 07/12/2028 | 11/28/2023                         | 242,076.65                                                                  | 461.81                                                             | 176.49                                                                      | 905.66       |
|           |                                                                         | 11/30/2023                         | 0.00                                                                        | 0.00                                                               | 0.00                                                                        |              |
|           |                                                                         | 250,000.00                         | 0.00                                                                        | 1,190.97                                                           | 176.49                                                                      |              |
|           |                                                                         |                                    | 242,253.15                                                                  | 729.17                                                             | 905.66                                                                      |              |

# INCOME EARNED

City of Gardena Cons | Account #10647 | As of February 28, 2025

| Cusip     | Security Description                                                      | Trade Date<br>Settle Date<br>Units     | Book Value: Begin<br>Book Value: Acq<br>Book Value: Disp<br>Book Value: End | Prior Accrued<br>Inc. Received<br>Ending Accrued<br>Total Interest | Accr. Of Discount<br>Amort. Of Premium<br>Net Accret/Amort<br>Income Earned | Total Income |
|-----------|---------------------------------------------------------------------------|----------------------------------------|-----------------------------------------------------------------------------|--------------------------------------------------------------------|-----------------------------------------------------------------------------|--------------|
| 459058KW2 | INTERNATIONAL BANK FOR<br>RECONSTRUCTION AND<br>DEVELOPM 4.625 08/01/2028 | 250,000.00                             | 247,376.27<br>0.00<br>0.00<br>247,433.80                                    | 5,781.25<br>5,782.50<br>963.54<br>964.79                           | 57.53<br>0.00<br>57.53<br>1,022.32                                          | 1,022.32     |
| 459058LK7 | INTERNATIONAL BANK FOR<br>RECONSTRUCTION AND<br>DEVELOPM 4.0 08/27/2026   | 08/20/2024<br>08/27/2024<br>170,000.00 | 169,845.48<br>0.00<br>0.00<br>169,853.05                                    | 2,908.89<br>3,400.00<br>75.56<br>566.67                            | 7.56<br>0.00<br>7.56<br>574.23                                              | 574.23       |
| 459058LN1 | INTERNATIONAL BANK FOR<br>RECONSTRUCTION AND<br>DEVELOPM 3.875 10/16/2029 | 10/08/2024<br>10/16/2024<br>300,000.00 | 299,263.31<br>0.00<br>0.00<br>299,275.32                                    | 3,390.63<br>0.00<br>4,359.38<br>968.75                             | 12.01<br>0.00<br>12.01<br>980.76                                            | 980.76       |
| 46625HMN7 | JPMORGAN CHASE & CO 3.9<br>07/15/2025                                     | 05/29/2024<br>05/30/2024<br>400,000.00 | 397,106.26<br>0.00<br>0.00<br>397,600.31                                    | 693.33<br>0.00<br>1,993.33<br>1,300.00                             | 494.05<br>0.00<br>494.05<br>1,794.05                                        | 1,794.05     |
| 47787CAC7 | JDOT 2023-C A3 5.48<br>05/15/2028                                         | 09/12/2023<br>09/19/2023<br>310,000.00 | 309,984.98<br>0.00<br>0.00<br>309,985.33                                    | 755.02<br>1,415.67<br>755.02<br>1,415.67                           | 0.35<br>0.00<br>0.35<br>1,416.02                                            | 1,416.02     |
| 47787JAC2 | JDOT 2022 A3 0.36<br>09/15/2026                                           | 03/10/2022<br>03/16/2022<br>27,895.06  | 33,201.65<br>0.00<br>(5,309.03)<br>27,893.11                                | 34.24<br>64.19<br>28.76<br>58.72                                   | 0.49<br>0.00<br>0.49<br>59.20                                               | 59.20        |
| 47789QAC4 | JDOT 2021-B A3 0.52<br>03/16/2026                                         | 07/13/2021<br>07/21/2021<br>3,582.13   | 6,607.48<br>0.00<br>(3,025.42)<br>3,582.09                                  | 1.53<br>2.86<br>0.83<br>2.16                                       | 0.04<br>0.00<br>0.04<br>2.20                                                | 2.20         |
| 47800AAC4 | JDOT 2022-B A3 3.74<br>02/16/2027                                         | 07/12/2022<br>07/20/2022<br>66,609.45  | 75,691.81<br>0.00<br>(9,085.03)<br>66,607.19                                | 125.82<br>235.91<br>110.72<br>220.81                               | 0.41<br>0.00<br>0.41<br>221.22                                              | 221.22       |
| 47800BAC2 | JDOT 2022-C A3 5.09<br>06/15/2027                                         | 10/12/2022<br>10/19/2022<br>142,253.63 | 157,445.34<br>0.00<br>(15,197.30)<br>142,248.74                             | 356.19<br>667.85<br>321.81<br>633.47                               | 0.70<br>0.00<br>0.70<br>634.17                                              | 634.17       |

## INCOME EARNED

City of Gardena Cons | Account #10647 | As of February 28, 2025

| Cusip     | Security Description                                                    | Trade Date<br>Settle Date<br>Units | Book Value: Begin<br>Book Value: Acq<br>Book Value: Disp<br>Book Value: End | Prior Accrued<br>Inc. Received<br>Ending Accrued<br>Total Interest | Accr. Of Discount<br>Amort. Of Premium<br>Net Accret/Amort<br>Income Earned | Total Income |
|-----------|-------------------------------------------------------------------------|------------------------------------|-----------------------------------------------------------------------------|--------------------------------------------------------------------|-----------------------------------------------------------------------------|--------------|
| 57636QAW4 | MASTERCARD INC 4.875<br>03/09/2028                                      | 04/19/2023                         | 295,551.70                                                                  | 5,576.46                                                           | 0.00                                                                        | 1,037.19     |
|           |                                                                         | 04/21/2023                         | 0.00                                                                        | 0.00                                                               | (140.93)                                                                    |              |
|           |                                                                         | 290,000.00                         | 0.00                                                                        | 6,754.58                                                           | (140.93)                                                                    |              |
|           |                                                                         |                                    | 295,410.77                                                                  | 1,178.13                                                           | 1,037.19                                                                    |              |
| 58769GAD5 | MBALT 2024-B A3 4.23<br>02/15/2028                                      | 09/17/2024                         | 129,980.40                                                                  | 244.40                                                             | 0.49                                                                        | 458.74       |
|           |                                                                         | 09/25/2024                         | 0.00                                                                        | 458.25                                                             | 0.00                                                                        |              |
|           |                                                                         | 130,000.00                         | 0.00                                                                        | 244.40                                                             | 0.49                                                                        |              |
|           |                                                                         |                                    | 129,980.89                                                                  | 458.25                                                             | 458.74                                                                      |              |
| 58770AAC7 | MBART 2023-1 A3 4.51<br>11/15/2027                                      | 01/18/2023                         | 79,311.32                                                                   | 158.99                                                             | 0.53                                                                        | 286.83       |
|           |                                                                         | 01/25/2023                         | 0.00                                                                        | 298.10                                                             | 0.00                                                                        |              |
|           |                                                                         | 73,428.87                          | (5,887.81)                                                                  | 147.18                                                             | 0.53                                                                        |              |
|           |                                                                         |                                    | 73,424.04                                                                   | 286.30                                                             | 286.83                                                                      |              |
| 58933YBH7 | MERCK & CO INC 4.05<br>05/17/2028                                       | 05/08/2023                         | 89,952.08                                                                   | 749.25                                                             | 1.12                                                                        | 304.87       |
|           |                                                                         | 05/17/2023                         | 0.00                                                                        | 0.00                                                               | 0.00                                                                        |              |
|           |                                                                         | 90,000.00                          | 0.00                                                                        | 1,053.00                                                           | 1.12                                                                        |              |
|           |                                                                         |                                    | 89,953.20                                                                   | 303.75                                                             | 304.87                                                                      |              |
| 6174468C6 | MORGAN STANLEY 4.0<br>07/23/2025                                        | 04/10/2024                         | 391,229.79                                                                  | 350.22                                                             | 450.96                                                                      | 1,764.30     |
|           |                                                                         | 04/12/2024                         | 0.00                                                                        | 0.00                                                               | 0.00                                                                        |              |
|           |                                                                         | 394,000.00                         | 0.00                                                                        | 1,663.56                                                           | 450.96                                                                      |              |
|           |                                                                         |                                    | 391,680.76                                                                  | 1,313.33                                                           | 1,764.30                                                                    |              |
| 61747YET8 | MORGAN STANLEY 4.679<br>07/17/2026                                      | 07/18/2022                         | 175,000.00                                                                  | 318.43                                                             | 0.00                                                                        | 682.35       |
|           |                                                                         | 07/20/2022                         | 0.00                                                                        | 0.00                                                               | 0.00                                                                        |              |
|           |                                                                         | 175,000.00                         | 0.00                                                                        | 1,000.79                                                           | 0.00                                                                        |              |
|           |                                                                         |                                    | 175,000.00                                                                  | 682.35                                                             | 682.35                                                                      |              |
| 63743HFE7 | NATIONAL RURAL UTILITIES<br>COOPERATIVE FINANCE CORP<br>3.45 06/15/2025 | 04/27/2022                         | 94,996.98                                                                   | 418.79                                                             | 0.63                                                                        | 273.76       |
|           |                                                                         | 05/04/2022                         | 0.00                                                                        | 0.00                                                               | 0.00                                                                        |              |
|           |                                                                         | 95,000.00                          | 0.00                                                                        | 691.92                                                             | 0.63                                                                        |              |
|           |                                                                         |                                    | 94,997.61                                                                   | 273.13                                                             | 273.76                                                                      |              |
| 63743HFK3 | NATIONAL RURAL UTILITIES<br>COOPERATIVE FINANCE CORP<br>5.6 11/13/2026  | 11/14/2023                         | 392,136.77                                                                  | 4,732.00                                                           | 0.00                                                                        | 1,723.34     |
|           |                                                                         | 11/16/2023                         | 0.00                                                                        | 0.00                                                               | (96.66)                                                                     |              |
|           |                                                                         | 390,000.00                         | 0.00                                                                        | 6,552.00                                                           | (96.66)                                                                     |              |
|           |                                                                         |                                    | 392,040.12                                                                  | 1,820.00                                                           | 1,723.34                                                                    |              |
| 665859AW4 | NORTHERN TRUST CORP 4.0<br>05/10/2027                                   | 10/05/2022                         | 443,532.85                                                                  | 4,050.00                                                           | 218.70                                                                      | 1,718.70     |
|           |                                                                         | 10/07/2022                         | 0.00                                                                        | 0.00                                                               | 0.00                                                                        |              |
|           |                                                                         | 450,000.00                         | 0.00                                                                        | 5,550.00                                                           | 218.70                                                                      |              |
|           |                                                                         |                                    | 443,751.55                                                                  | 1,500.00                                                           | 1,718.70                                                                    |              |



## INCOME EARNED

City of Gardena Cons | Account #10647 | As of February 28, 2025

| Cusip     | Security Description                                 | Trade Date<br>Settle Date<br>Units     | Book Value: Begin<br>Book Value: Acq<br>Book Value: Disp<br>Book Value: End | Prior Accrued<br>Inc. Received<br>Ending Accrued<br>Total Interest | Accr. Of Discount<br>Amort. Of Premium<br>Net Accret/Amort<br>Income Earned | Total Income |
|-----------|------------------------------------------------------|----------------------------------------|-----------------------------------------------------------------------------|--------------------------------------------------------------------|-----------------------------------------------------------------------------|--------------|
| 69371RS80 | PACCAR FINANCIAL CORP 4.6<br>01/31/2029              | 01/24/2024<br>01/31/2024<br>410,000.00 | 409,465.95<br>0.00<br>0.00<br>409,476.19                                    | 52.39<br>0.00<br>1,624.06<br>1,571.67                              | 10.24<br>0.00<br>10.24<br>1,581.91                                          | 1,581.91     |
| 713448FX1 | PEPSICO INC 4.5 07/17/2029                           | 07/15/2024<br>07/17/2024<br>295,000.00 | 294,592.58<br>0.00<br>0.00<br>294,599.59                                    | 516.25<br>0.00<br>1,622.50<br>1,106.25                             | 7.01<br>0.00<br>7.01<br>1,113.26                                            | 1,113.26     |
| 74456QBU9 | PUBLIC SERVICE ELECTRIC<br>AND GAS CO 3.7 05/01/2028 | 09/06/2023<br>09/08/2023<br>300,000.00 | 287,990.09<br>0.00<br>0.00<br>288,273.87                                    | 2,775.00<br>0.00<br>3,700.00<br>925.00                             | 283.78<br>0.00<br>283.78<br>1,208.78                                        | 1,208.78     |
| 78016HZT0 | ROYAL BANK OF CANADA<br>4.875 01/19/2027             | 01/10/2024<br>01/19/2024<br>150,000.00 | 149,975.47<br>0.00<br>0.00<br>149,976.43                                    | 243.75<br>0.00<br>853.13<br>609.38                                 | 0.96<br>0.00<br>0.96<br>610.33                                              | 610.33       |
| 857477BR3 | STATE STREET CORP 1.746<br>02/06/2026                | 02/02/2022<br>02/07/2022<br>0.00       | 90,000.00<br>0.00<br>(90,000.00)<br>0.00                                    | 763.88<br>785.70<br>0.00<br>21.83                                  | 0.00<br>0.00<br>0.00<br>21.83                                               | 21.83        |
| 857477CL5 | STATE STREET CORP 4.993<br>03/18/2027                | 03/13/2024<br>03/18/2024<br>365,000.00 | 365,000.00<br>0.00<br>0.00<br>365,000.00                                    | 6,732.92<br>0.00<br>8,251.63<br>1,518.70                           | 0.00<br>0.00<br>0.00<br>1,518.70                                            | 1,518.70     |
| 89115A2V3 | TORONTO-DOMINION BANK<br>5.264 12/11/2026            | 12/04/2023<br>12/11/2023<br>160,000.00 | 160,000.00<br>0.00<br>0.00<br>160,000.00                                    | 1,169.78<br>0.00<br>1,871.64<br>701.87                             | 0.00<br>0.00<br>0.00<br>701.87                                              | 701.87       |
| 89115A2W1 | TORONTO-DOMINION BANK<br>4.98 04/05/2027             | 04/08/2024<br>04/10/2024<br>400,000.00 | 398,143.36<br>0.00<br>0.00<br>398,208.92                                    | 6,418.67<br>0.00<br>8,078.67<br>1,660.00                           | 65.56<br>0.00<br>65.56<br>1,725.56                                          | 1,725.56     |
| 89236TMF9 | TOYOTA MOTOR CREDIT<br>CORP 5.05 05/16/2029          | 06/25/2024<br>06/26/2024<br>400,000.00 | 402,518.03<br>0.00<br>0.00<br>402,472.98                                    | 4,208.33<br>0.00<br>5,891.67<br>1,683.33                           | 0.00<br>(45.05)<br>(45.05)<br>1,638.28                                      | 1,638.28     |

# INCOME EARNED



City of Gardena Cons | Account #10647 | As of February 28, 2025

| Cusip     | Security Description                       | Trade Date<br>Settle Date<br>Units | Book Value: Begin<br>Book Value: Acq<br>Book Value: Disp<br>Book Value: End | Prior Accrued<br>Inc. Received<br>Ending Accrued<br>Total Interest | Accr. Of Discount<br>Amort. Of Premium<br>Net Accret/Amort<br>Income Earned | Total Income |
|-----------|--------------------------------------------|------------------------------------|-----------------------------------------------------------------------------|--------------------------------------------------------------------|-----------------------------------------------------------------------------|--------------|
| 89238FAD5 | TAOT 2022-B A3 2.93<br>09/15/2026          | 04/07/2022                         | 41,293.27                                                                   | 53.77                                                              | 0.04                                                                        | 94.10        |
|           |                                            | 04/13/2022                         | 0.00                                                                        | 100.82                                                             | 0.00                                                                        |              |
|           |                                            | 36,097.50                          | (5,196.03)                                                                  | 47.01                                                              | 0.04                                                                        |              |
|           |                                            |                                    | 36,097.29                                                                   | 94.05                                                              | 94.10                                                                       |              |
| 89238JAC9 | TAOT 2021-D A3 0.71<br>04/15/2026          | 11/09/2021                         | 8,491.91                                                                    | 2.68                                                               | 0.01                                                                        | 4.25         |
|           |                                            | 11/15/2021                         | 0.00                                                                        | 5.02                                                               | 0.00                                                                        |              |
|           |                                            | 6,030.15                           | (2,461.80)                                                                  | 1.90                                                               | 0.01                                                                        |              |
|           |                                            |                                    | 6,030.13                                                                    | 4.24                                                               | 4.25                                                                        |              |
| 89239TAD4 | TAOT 2024-D A3 4.4<br>06/15/2029           | 10/10/2024                         | 104,994.51                                                                  | 205.33                                                             | 0.10                                                                        | 385.10       |
|           |                                            | 10/17/2024                         | 0.00                                                                        | 385.00                                                             | 0.00                                                                        |              |
|           |                                            | 105,000.00                         | 0.00                                                                        | 205.33                                                             | 0.10                                                                        |              |
|           |                                            |                                    | 104,994.60                                                                  | 385.00                                                             | 385.10                                                                      |              |
| 9128283F5 | UNITED STATES TREASURY<br>2.25 11/15/2027  | 12/20/2022                         | 767,970.18                                                                  | 3,878.45                                                           | 881.84                                                                      | 2,274.11     |
|           |                                            | 12/21/2022                         | 0.00                                                                        | 0.00                                                               | 0.00                                                                        |              |
|           |                                            | 800,000.00                         | 0.00                                                                        | 5,270.72                                                           | 881.84                                                                      |              |
|           |                                            |                                    | 768,852.03                                                                  | 1,392.27                                                           | 2,274.11                                                                    |              |
| 9128284Z0 | UNITED STATES TREASURY<br>2.75 08/31/2025  |                                    | 757,500.05                                                                  | 8,774.17                                                           | 0.00                                                                        | 599.11       |
|           |                                            |                                    | 0.00                                                                        | 10,312.50                                                          | (995.27)                                                                    |              |
|           |                                            | 750,000.00                         | 0.00                                                                        | 56.05                                                              | (995.27)                                                                    |              |
|           |                                            |                                    | 756,504.78                                                                  | 1,594.37                                                           | 599.11                                                                      |              |
| 9128286L9 | UNITED STATES TREASURY<br>2.25 03/31/2026  | 02/25/2022                         | 752,857.27                                                                  | 5,748.63                                                           | 0.00                                                                        | 1,108.94     |
|           |                                            | 02/28/2022                         | 0.00                                                                        | 0.00                                                               | (189.13)                                                                    |              |
|           |                                            | 750,000.00                         | 0.00                                                                        | 7,046.70                                                           | (189.13)                                                                    |              |
|           |                                            |                                    | 752,668.14                                                                  | 1,298.08                                                           | 1,108.94                                                                    |              |
| 912828R36 | UNITED STATES TREASURY<br>1.625 05/15/2026 | 10/14/2021                         | 251,999.68                                                                  | 875.35                                                             | 0.00                                                                        | 194.59       |
|           |                                            | 10/15/2021                         | 0.00                                                                        | 0.00                                                               | (119.64)                                                                    |              |
|           |                                            | 250,000.00                         | 0.00                                                                        | 1,189.57                                                           | (119.64)                                                                    |              |
|           |                                            |                                    | 251,880.04                                                                  | 314.23                                                             | 194.59                                                                      |              |
| 912828U24 | UNITED STATES TREASURY 2.0<br>11/15/2026   | 03/29/2022                         | 619,182.55                                                                  | 2,693.37                                                           | 249.83                                                                      | 1,216.68     |
|           |                                            | 03/30/2022                         | 0.00                                                                        | 0.00                                                               | 0.00                                                                        |              |
|           |                                            | 625,000.00                         | 0.00                                                                        | 3,660.22                                                           | 249.83                                                                      |              |
|           |                                            |                                    | 619,432.38                                                                  | 966.85                                                             | 1,216.68                                                                    |              |
| 912828X88 | UNITED STATES TREASURY<br>2.375 05/15/2027 | 06/09/2022                         | 344,754.89                                                                  | 1,791.09                                                           | 176.31                                                                      | 819.26       |
|           |                                            | 06/10/2022                         | 0.00                                                                        | 0.00                                                               | 0.00                                                                        |              |
|           |                                            | 350,000.00                         | 0.00                                                                        | 2,434.05                                                           | 176.31                                                                      |              |
|           |                                            |                                    | 344,931.19                                                                  | 642.96                                                             | 819.26                                                                      |              |

## INCOME EARNED

City of Gardena Cons | Account #10647 | As of February 28, 2025

| Cusip     | Security Description                       | Trade Date<br>Settle Date<br>Units     | Book Value: Begin<br>Book Value: Acq<br>Book Value: Disp<br>Book Value: End | Prior Accrued<br>Inc. Received<br>Ending Accrued<br>Total Interest | Accr. Of Discount<br>Amort. Of Premium<br>Net Accret/Amort<br>Income Earned | Total Income |
|-----------|--------------------------------------------|----------------------------------------|-----------------------------------------------------------------------------|--------------------------------------------------------------------|-----------------------------------------------------------------------------|--------------|
| 912828YB0 | UNITED STATES TREASURY<br>1.625 08/15/2029 | 09/24/2024<br>09/25/2024<br>150,000.00 | 138,443.23<br>0.00<br>0.00<br>138,638.63                                    | 1,126.02<br>1,218.75<br>94.27<br>187.00                            | 195.40<br>0.00<br>195.40<br>382.40                                          | 382.40       |
| 912828YG9 | UNITED STATES TREASURY<br>1.625 09/30/2026 | 12/28/2021<br>12/29/2021<br>300,000.00 | 301,849.03<br>0.00<br>0.00<br>301,763.59                                    | 1,660.71<br>0.00<br>2,035.71<br>375.00                             | 0.00<br>(85.43)<br>(85.43)<br>289.57                                        | 289.57       |
| 912828ZF0 | UNITED STATES TREASURY 0.5<br>03/31/2025   | 03/25/2021<br>03/29/2021<br>350,000.00 | 349,956.64<br>0.00<br>0.00<br>349,977.57                                    | 596.15<br>0.00<br>730.77<br>134.62                                 | 20.93<br>0.00<br>20.93<br>155.55                                            | 155.55       |
| 912828ZT0 | UNITED STATES TREASURY<br>0.25 05/31/2025  | 02/25/2021<br>02/26/2021<br>365,000.00 | 364,590.83<br>0.00<br>0.00<br>364,687.11                                    | 157.93<br>0.00<br>228.13<br>70.19                                  | 96.27<br>0.00<br>96.27<br>166.47                                            | 166.47       |
| 91282CAZ4 | UNITED STATES TREASURY<br>0.375 11/30/2025 | 750,000.00                             | 746,936.39<br>0.00<br>0.00<br>747,220.44                                    | 486.78<br>0.00<br>703.13<br>216.35                                 | 284.04<br>0.00<br>284.04<br>500.39                                          | 500.39       |
| 91282CEF4 | UNITED STATES TREASURY 2.5<br>03/31/2027   | 750,000.00                             | 743,929.70<br>0.00<br>0.00<br>744,145.40                                    | 6,387.36<br>0.00<br>7,829.67<br>1,442.31                           | 215.70<br>0.00<br>215.70<br>1,658.00                                        | 1,658.00     |
| 91282CEH0 | UNITED STATES TREASURY<br>2.625 04/15/2025 | 04/18/2024<br>04/19/2024<br>450,000.00 | 447,781.94<br>0.00<br>0.00<br>448,632.70                                    | 3,537.26<br>0.00<br>4,445.91<br>908.65                             | 850.76<br>0.00<br>850.76<br>1,759.42                                        | 1,759.42     |
| 91282CEU1 | UNITED STATES TREASURY<br>2.875 06/15/2025 | 07/30/2024<br>07/31/2024<br>500,000.00 | 496,398.29<br>0.00<br>0.00<br>497,150.89                                    | 1,895.60<br>0.00<br>3,001.37<br>1,105.77                           | 752.60<br>0.00<br>752.60<br>1,858.37                                        | 1,858.37     |
| 91282CEY3 | UNITED STATES TREASURY 3.0<br>07/15/2025   | 03/15/2024<br>03/18/2024<br>475,000.00 | 471,026.54<br>0.00<br>0.00<br>471,704.93                                    | 669.20<br>0.00<br>1,771.41<br>1,102.21                             | 678.40<br>0.00<br>678.40<br>1,780.61                                        | 1,780.61     |

# INCOME EARNED

City of Gardena Cons | Account #10647 | As of February 28, 2025

| Cusip     | Security Description                       | Trade Date<br>Settle Date<br>Units     | Book Value: Begin<br>Book Value: Acq<br>Book Value: Disp<br>Book Value: End | Prior Accrued<br>Inc. Received<br>Ending Accrued<br>Total Interest | Accr. Of Discount<br>Amort. Of Premium<br>Net Accret/Amort<br>Income Earned | Total Income |
|-----------|--------------------------------------------|----------------------------------------|-----------------------------------------------------------------------------|--------------------------------------------------------------------|-----------------------------------------------------------------------------|--------------|
| 91282CFK2 | UNITED STATES TREASURY 3.5<br>09/15/2025   | 03/15/2024<br>03/18/2024<br>475,000.00 | 471,083.13<br>0.00<br>0.00<br>471,568.40                                    | 6,383.63<br>0.00<br>7,669.54<br>1,285.91                           | 485.28<br>0.00<br>485.28<br>1,771.19                                        | 1,771.19     |
| 91282CFM8 | UNITED STATES TREASURY<br>4.125 09/30/2027 | 10/26/2022<br>10/27/2022<br>570,000.00 | 569,146.74<br>0.00<br>0.00<br>569,171.34                                    | 8,009.75<br>0.00<br>9,818.41<br>1,808.65                           | 24.60<br>0.00<br>24.60<br>1,833.26                                          | 1,833.26     |
| 91282CFP1 | UNITED STATES TREASURY<br>4.25 10/15/2025  | 06/23/2023<br>06/26/2023<br>550,000.00 | 548,778.50<br>0.00<br>0.00<br>548,912.10                                    | 6,999.66<br>0.00<br>8,797.73<br>1,798.08                           | 133.60<br>0.00<br>133.60<br>1,931.68                                        | 1,931.68     |
| 91282CGA3 | UNITED STATES TREASURY 4.0<br>12/15/2025   | 11/18/2024<br>11/19/2024<br>600,000.00 | 598,080.82<br>0.00<br>0.00<br>598,250.34                                    | 3,164.84<br>0.00<br>5,010.99<br>1,846.15                           | 169.52<br>0.00<br>169.52<br>2,015.67                                        | 2,015.67     |
| 91282CGC9 | UNITED STATES TREASURY<br>3.875 12/31/2027 | 05/25/2023<br>05/26/2023<br>500,000.00 | 498,665.32<br>0.00<br>0.00<br>498,700.48                                    | 1,712.71<br>0.00<br>3,211.33<br>1,498.62                           | 35.16<br>0.00<br>35.16<br>1,533.78                                          | 1,533.78     |
| 91282CGT2 | UNITED STATES TREASURY<br>3.625 03/31/2028 | 01/10/2025<br>01/13/2025<br>600,000.00 | 585,358.26<br>0.00<br>0.00<br>585,713.52                                    | 7,409.34<br>0.00<br>9,082.42<br>1,673.08                           | 355.26<br>0.00<br>355.26<br>2,028.34                                        | 2,028.34     |
| 91282CGV7 | UNITED STATES TREASURY<br>3.75 04/15/2026  | 02/24/2025<br>02/25/2025<br>400,000.00 | 0.00<br>397,968.75<br>0.00<br>397,988.38                                    | 0.00<br>(5,480.77)<br>5,645.60<br>164.83                           | 19.63<br>0.00<br>19.63<br>184.46                                            | 184.46       |
| 91282CHH7 | UNITED STATES TREASURY<br>4.125 06/15/2026 | 08/26/2024<br>08/27/2024<br>475,000.00 | 476,141.49<br>0.00<br>0.00<br>476,077.44                                    | 2,583.79<br>0.00<br>4,091.00<br>1,507.21                           | 0.00<br>(64.05)<br>(64.05)<br>1,443.16                                      | 1,443.16     |
| 91282CJC6 | UNITED STATES TREASURY<br>4.625 10/15/2026 | 08/26/2024<br>08/27/2024<br>475,000.00 | 480,990.50<br>0.00<br>0.00<br>480,720.39                                    | 6,578.55<br>0.00<br>8,268.46<br>1,689.90                           | 0.00<br>(270.10)<br>(270.10)<br>1,419.80                                    | 1,419.80     |

# INCOME EARNED

City of Gardena Cons | Account #10647 | As of February 28, 2025

| Cusip              | Security Description                       | Trade Date<br>Settle Date<br>Units       | Book Value: Begin<br>Book Value: Acq<br>Book Value: Disp<br>Book Value: End | Prior Accrued<br>Inc. Received<br>Ending Accrued<br>Total Interest | Accr. Of Discount<br>Amort. Of Premium<br>Net Accret/Amort<br>Income Earned | Total Income |
|--------------------|--------------------------------------------|------------------------------------------|-----------------------------------------------------------------------------|--------------------------------------------------------------------|-----------------------------------------------------------------------------|--------------|
| 91282CJP7          | UNITED STATES TREASURY<br>4.375 12/15/2026 | 12/27/2023<br>12/28/2023<br>300,000.00   | 301,830.16<br>0.00<br>0.00<br>301,755.02                                    | 1,730.77<br>0.00<br>2,740.38<br>1,009.62                           | 0.00<br>(75.14)<br>(75.14)<br>934.48                                        | 934.48       |
| 91282CKZ3          | UNITED STATES TREASURY<br>4.375 07/15/2027 | 11/18/2024<br>11/19/2024<br>1,000,000.00 | 1,001,912.04<br>0.00<br>0.00<br>1,001,852.16                                | 2,054.56<br>0.00<br>5,438.54<br>3,383.98                           | 0.00<br>(59.89)<br>(59.89)<br>3,324.09                                      | 3,324.09     |
| 91282CMA6          | UNITED STATES TREASURY<br>4.125 11/30/2029 | 12/17/2024<br>12/18/2024<br>200,000.00   | 198,956.33<br>0.00<br>0.00<br>198,972.91                                    | 1,427.88<br>0.00<br>2,062.50<br>634.62                             | 16.58<br>0.00<br>16.58<br>651.19                                            | 651.19       |
| 91324PEU2          | UNITEDHEALTH GROUP INC<br>4.25 01/15/2029  | 02/13/2025<br>02/14/2025<br>350,000.00   | 0.00<br>343,563.50<br>0.00<br>343,630.97                                    | 0.00<br>(1,198.26)<br>1,900.69<br>702.43                           | 67.47<br>0.00<br>67.47<br>769.90                                            | 769.90       |
| 931142ERO          | WALMART INC 1.05<br>09/17/2026             | 09/08/2021<br>09/17/2021<br>40,000.00    | 39,975.45<br>0.00<br>0.00<br>39,976.61                                      | 156.33<br>0.00<br>191.33<br>35.00                                  | 1.16<br>0.00<br>1.16<br>36.16                                               | 36.16        |
| 931142EW9          | WALMART INC 3.9<br>09/09/2025              | 09/06/2022<br>09/09/2022<br>80,000.00    | 79,988.76<br>0.00<br>0.00<br>79,990.19                                      | 1,230.67<br>0.00<br>1,490.67<br>260.00                             | 1.43<br>0.00<br>1.43<br>261.43                                              | 261.43       |
|                    |                                            |                                          | 32,449,092.39<br>961,510.58<br>(612,616.92)                                 | 233,757.37<br>67,521.21<br>262,624.48                              | 12,031.77<br>(3,011.71)<br>9,020.06                                         |              |
| Total Fixed Income |                                            | 33,025,960.86                            | 32,807,006.11                                                               | 96,388.32                                                          | 105,408.38                                                                  | 105,408.38   |
| LAIF               |                                            |                                          |                                                                             |                                                                    |                                                                             |              |
| 90LAIF\$00         | Local Agency Investment<br>Fund State Pool | 5,700,588.90                             | 5,700,588.90<br>0.00<br>0.00<br>5,700,588.90                                | 0.00<br>0.00<br>0.00<br>0.00                                       | 0.00<br>0.00<br>0.00<br>0.00                                                | 0.00         |
|                    |                                            |                                          | 5,700,588.90<br>0.00<br>0.00                                                | 0.00<br>0.00<br>0.00                                               | 0.00<br>0.00<br>0.00                                                        |              |
| Total LAIF         |                                            | 5,700,588.90                             | 5,700,588.90                                                                | 0.00                                                               | 0.00                                                                        | 0.00         |

# INCOME EARNED



City of Gardena Cons | Account #10647 | As of February 28, 2025

| Cusip                                  | Security Description | Trade Date<br>Settle Date<br>Units       | Book Value: Begin<br>Book Value: Acq<br>Book Value: Disp<br>Book Value: End  | Prior Accrued<br>Inc. Received<br>Ending Accrued<br>Total Interest | Accr. Of Discount<br>Amort. Of Premium<br>Net Accret/Amort<br>Income Earned | Total Income      |
|----------------------------------------|----------------------|------------------------------------------|------------------------------------------------------------------------------|--------------------------------------------------------------------|-----------------------------------------------------------------------------|-------------------|
| <b>LOCAL GOV INVESTMENT POOL</b>       |                      |                                          |                                                                              |                                                                    |                                                                             |                   |
| 09CATR\$05                             | CalTrust MTF         | 719,020.71                               | 7,191,499.71<br>22,669.41<br>0.00<br>7,214,169.12                            | 0.00<br>22,669.41<br>0.00<br>22,669.41                             | 0.00<br>0.00<br>0.00<br>22,669.41                                           | 22,669.41         |
| 90CAMP\$00                             | CAMP                 | 56,310,068.72                            | 56,115,807.50<br>194,261.22<br>0.00<br>56,310,068.72                         | 0.00<br>194,261.22<br>0.00<br>194,261.22                           | 0.00<br>0.00<br>0.00<br>194,261.22                                          | 194,261.22        |
| 90CAMP\$06                             | CAMP                 | 12/31/2023<br>12/31/2023<br>1,250,000.00 | 1,250,000.00<br>0.00<br>0.00<br>1,250,000.00                                 | 0.00<br>0.00<br>0.00<br>0.00                                       | 0.00<br>0.00<br>0.00<br>0.00                                                | 0.00              |
| <b>Total Local Gov Investment Pool</b> |                      |                                          | <b>64,557,307.21<br/>216,930.63<br/>0.00<br/>64,774,237.84</b>               | <b>0.00<br/>216,930.63<br/>0.00<br/>216,930.63</b>                 | <b>0.00<br/>0.00<br/>0.00<br/>216,930.63</b>                                | <b>216,930.63</b> |
| <b>TOTAL PORTFOLIO</b>                 |                      |                                          | <b>103,743,495.55<br/>1,501,794.16<br/>(1,216,245.46)<br/>104,059,761.18</b> | <b>233,757.37<br/>285,548.69<br/>262,624.48<br/>314,415.80</b>     | <b>14,163.95<br/>(3,011.71)<br/>11,152.24<br/>325,568.05</b>                | <b>325,568.05</b> |

# CASH FLOW REPORT



City of Gardena Cons | Account #10647 | As of February 28, 2025

| Payment Date      | Transaction Type  | CUSIP     | Quantity   | Security Description                     | Principal Amount | Income    | Total Amount |
|-------------------|-------------------|-----------|------------|------------------------------------------|------------------|-----------|--------------|
| <b>MARCH 2025</b> |                   |           |            |                                          |                  |           |              |
| 03/03/2025        | Dividend          |           | 0.00       |                                          | 19,591.28        |           | 19,591.28    |
| 03/03/2025        | Dividend          | 31846V203 | 0.00       | FIRST AMER:GVT OBLG Y                    | 1,070.26         |           | 1,070.26     |
| 03/07/2025        | Coupon            | 24422EWB1 | 130,000.00 | JOHN DEERE CAPITAL CORP 2.125 03/07/2025 |                  | 1,381.25  | 1,381.25     |
| 03/07/2025        | Final Maturity    | 24422EWB1 | 130,000.00 | JOHN DEERE CAPITAL CORP 2.125 03/07/2025 | 130,000.00       |           | 130,000.00   |
| 03/10/2025        | Coupon            | 3130ATS57 | 700,000.00 | FEDERAL HOME LOAN BANKS 4.5 03/10/2028   |                  | 15,750.00 | 15,750.00    |
| 03/10/2025        | Coupon            | 57636QAW4 | 290,000.00 | MASTERCARD INC 4.875 03/09/2028          |                  | 7,068.75  | 7,068.75     |
| 03/10/2025        | Coupon            | 931142EW9 | 80,000.00  | WALMART INC 3.9 09/09/2025               |                  | 1,560.00  | 1,560.00     |
| 03/17/2025        | Coupon            | 02582JJT8 | 185,000.00 | AMXCA 2022-2 A 3.39 05/17/2027           |                  | 522.63    | 522.63       |
| 03/17/2025        | Coupon            | 02582JJZ4 | 125,000.00 | AMXCA 2023-1 A 4.87 05/15/2026           |                  | 507.29    | 507.29       |
| 03/17/2025        | Coupon            | 02582JKD1 | 340,000.00 | AMXCA 2023-3 A 5.23 09/15/2028           |                  | 1,481.83  | 1,481.83     |
| 03/17/2025        | Coupon            | 161571HT4 | 340,000.00 | CHAIT 2023-1 A 5.16 09/15/2028           |                  | 1,462.00  | 1,462.00     |
| 03/17/2025        | Coupon            | 362583AD8 | 108,888.73 | GMCAR 2023-2 A3 4.47 02/16/2028          |                  | 407.92    | 407.92       |
| 03/17/2025        | Principal Paydown | 362583AD8 | 108,888.73 | GMCAR 2023-2 A3 4.47 02/16/2028          | 6,687.89         |           | 6,687.89     |
| 03/17/2025        | Coupon            | 36265WAD5 | 43,196.61  | GMCAR 2022-3 A3 3.64 04/16/2027          |                  | 132.40    | 132.40       |
| 03/17/2025        | Principal Paydown | 36265WAD5 | 43,196.61  | GMCAR 2022-3 A3 3.64 04/16/2027          | 4,369.58         |           | 4,369.58     |
| 03/17/2025        | Coupon            | 38014AAD3 | 95,000.00  | GMCAR 2024-4 A3 4.4 08/16/2029           |                  | 348.33    | 348.33       |
| 03/17/2025        | Coupon            | 437076CR1 | 110,000.00 | HOME DEPOT INC 4.0 09/15/2025            |                  | 2,200.00  | 2,200.00     |
| 03/17/2025        | Coupon            | 43815BAC4 | 37,221.95  | HAROT 2022-1 A3 1.88 05/15/2026          |                  | 59.18     | 59.18        |
| 03/17/2025        | Principal Paydown | 43815BAC4 | 37,221.95  | HAROT 2022-1 A3 1.88 05/15/2026          | 6,571.73         |           | 6,571.73     |
| 03/17/2025        | Coupon            | 448976AD2 | 140,000.00 | HART 2024-C A3 4.41 05/15/2029           |                  | 514.50    | 514.50       |
| 03/17/2025        | Coupon            | 448979AD6 | 123,008.04 | HART 2023-A A3 4.58 04/15/2027           |                  | 473.95    | 473.95       |
| 03/17/2025        | Principal Paydown | 448979AD6 | 123,008.04 | HART 2023-A A3 4.58 04/15/2027           | 9,812.26         |           | 9,812.26     |
| 03/17/2025        | Coupon            | 44934QAD3 | 90,000.00  | HART 2024-B A3 4.84 03/15/2029           |                  | 363.00    | 363.00       |
| 03/17/2025        | Coupon            | 47787CAC7 | 310,000.00 | JDOT 2023-C A3 5.48 05/15/2028           |                  | 1,415.67  | 1,415.67     |
| 03/17/2025        | Coupon            | 47787JAC2 | 27,895.06  | JDOT 2022 A3 0.36 09/15/2026             |                  | 56.04     | 56.04        |
| 03/17/2025        | Principal Paydown | 47787JAC2 | 27,895.06  | JDOT 2022 A3 0.36 09/15/2026             | 3,486.93         |           | 3,486.93     |
| 03/17/2025        | Coupon            | 47789QAC4 | 3,582.13   | JDOT 2021-B A3 0.52 03/16/2026           |                  | 1.74      | 1.74         |
| 03/17/2025        | Principal Paydown | 47789QAC4 | 3,582.13   | JDOT 2021-B A3 0.52 03/16/2026           | 2,226.44         |           | 2,226.44     |
| 03/17/2025        | Coupon            | 47800AAC4 | 66,609.45  | JDOT 2022-B A3 3.74 02/16/2027           |                  | 207.60    | 207.60       |
| 03/17/2025        | Principal Paydown | 47800AAC4 | 66,609.45  | JDOT 2022-B A3 3.74 02/16/2027           | 6,012.66         |           | 6,012.66     |
| 03/17/2025        | Coupon            | 47800BAC2 | 142,253.63 | JDOT 2022-C A3 5.09 06/15/2027           |                  | 603.39    | 603.39       |



# CASH FLOW REPORT



City of Gardena Cons | Account #10647 | As of February 28, 2025

| Payment Date | Transaction Type   | CUSIP     | Quantity   | Security Description                  | Principal Amount | Income   | Total Amount |
|--------------|--------------------|-----------|------------|---------------------------------------|------------------|----------|--------------|
| 03/17/2025   | Principal Paydown  | 47800BAC2 | 142,253.63 | JDOT 2022-C A3 5.09 06/15/2027        | 10,091.86        |          | 10,091.86    |
| 03/17/2025   | Coupon             | 58769GAD5 | 130,000.00 | MBALT 2024-B A3 4.23 02/15/2028       |                  | 458.25   | 458.25       |
| 03/17/2025   | Coupon             | 58770AAC7 | 73,428.87  | MBART 2023-1 A3 4.51 11/15/2027       |                  | 279.76   | 279.76       |
| 03/17/2025   | Principal Paydown  | 58770AAC7 | 73,428.87  | MBART 2023-1 A3 4.51 11/15/2027       | 4,705.60         |          | 4,705.60     |
| 03/17/2025   | Coupon             | 89238FAD5 | 36,097.50  | TAOT 2022-B A3 2.93 09/15/2026        |                  | 88.89    | 88.89        |
| 03/17/2025   | Principal Paydown  | 89238FAD5 | 36,097.50  | TAOT 2022-B A3 2.93 09/15/2026        | 4,758.31         |          | 4,758.31     |
| 03/17/2025   | Coupon             | 89238JAC9 | 6,030.15   | TAOT 2021-D A3 0.71 04/15/2026        |                  | 3.62     | 3.62         |
| 03/17/2025   | Principal Paydown  | 89238JAC9 | 6,030.15   | TAOT 2021-D A3 0.71 04/15/2026        | 2,312.82         |          | 2,312.82     |
| 03/17/2025   | Coupon             | 89239TAD4 | 105,000.00 | TAOT 2024-D A3 4.4 06/15/2029         |                  | 385.00   | 385.00       |
| 03/17/2025   | Coupon             | 91282CFK2 | 475,000.00 | UNITED STATES TREASURY 3.5 09/15/2025 |                  | 8,312.50 | 8,312.50     |
| 03/17/2025   | Coupon             | 931142ER0 | 40,000.00  | WALMART INC 1.05 09/17/2026           |                  | 210.00   | 210.00       |
| 03/18/2025   | Coupon             | 43815PAC3 | 42,462.69  | HAROT 2022-2 A3 3.73 07/20/2026       |                  | 134.74   | 134.74       |
| 03/18/2025   | Principal Paydown  | 43815PAC3 | 42,462.69  | HAROT 2022-2 A3 3.73 07/20/2026       | 5,431.47         |          | 5,431.47     |
| 03/18/2025   | Coupon             | 857477CL5 | 365,000.00 | STATE STREET CORP 4.993 03/18/2027    |                  | 9,112.23 | 9,112.23     |
| 03/20/2025   | Coupon             | 379929AD4 | 75,000.00  | GMALT 2023-3 A3 5.38 11/20/2026       |                  | 336.25   | 336.25       |
| 03/20/2025   | Principal Paydown  | 379929AD4 | 75,000.00  | GMALT 2023-3 A3 5.38 11/20/2026       | 4,279.16         |          | 4,279.16     |
| 03/21/2025   | Coupon             | 43815GAC3 | 7,210.33   | HAROT 2021-4 A3 0.88 01/21/2026       |                  | 5.52     | 5.52         |
| 03/21/2025   | Principal Paydown  | 43815GAC3 | 7,210.33   | HAROT 2021-4 A3 0.88 01/21/2026       | 2,659.53         |          | 2,659.53     |
| 03/21/2025   | Coupon             | 43815JAC7 | 56,804.97  | HAROT 2023-1 A3 5.04 04/21/2027       |                  | 242.98   | 242.98       |
| 03/21/2025   | Principal Paydown  | 43815JAC7 | 56,804.97  | HAROT 2023-1 A3 5.04 04/21/2027       | 4,368.94         |          | 4,368.94     |
| 03/25/2025   | Coupon             | 05593AAC3 | 1,441.84   | BMWLT 2023-1 A3 5.16 11/25/2025       |                  | 6.20     | 6.20         |
| 03/25/2025   | Effective Maturity | 05593AAC3 | 1,441.84   | BMWLT 2023-1 A3 5.16 11/25/2025       | 1,441.84         |          | 1,441.84     |
| 03/25/2025   | Coupon             | 05602RAD3 | 72,033.13  | BMWOT 2022-A A3 3.21 08/25/2026       |                  | 192.69   | 192.69       |
| 03/25/2025   | Principal Paydown  | 05602RAD3 | 72,033.13  | BMWOT 2022-A A3 3.21 08/25/2026       | 10,884.49        |          | 10,884.49    |
| 03/25/2025   | Coupon             | 096924AD7 | 220,000.00 | BMWOT 2025-A A3 4.56 09/25/2029       |                  | 1,198.27 | 1,198.27     |
| 03/25/2025   | Coupon             | 3137BNGT5 | 456,694.30 | FHMS K-054 A2 2.745 01/25/2026        |                  | 1,079.23 | 1,079.23     |
| 03/25/2025   | Principal Paydown  | 3137BNGT5 | 456,694.30 | FHMS K-054 A2 2.745 01/25/2026        | 15,101.48        |          | 15,101.48    |
| 03/25/2025   | Coupon             | 3137BVZ82 | 320,000.00 | FHMS K-063 A2 3.43 01/25/2027         |                  | 914.67   | 914.67       |
| 03/25/2025   | Coupon             | 3137FEBQ2 | 500,000.00 | FHMS K-072 A2 3.444 12/25/2027        |                  | 1,435.00 | 1,435.00     |
| 03/25/2025   | Coupon             | 3137FETN0 | 465,000.00 | FHMS K-073 A2 3.35 01/25/2028         |                  | 1,298.13 | 1,298.13     |
| 03/25/2025   | Coupon             | 3137FHPJ6 | 325,000.00 | FHMS K-080 A2 3.926 07/25/2028        |                  | 1,063.29 | 1,063.29     |
| 03/25/2025   | Coupon             | 3137FJEH8 | 155,000.00 | FHMS K-081 A2 3.9 08/25/2028          |                  | 503.75   | 503.75       |

# CASH FLOW REPORT



City of Gardena Cons | Account #10647 | As of February 28, 2025

| Payment Date            | Transaction Type  | CUSIP     | Quantity   | Security Description                    | Principal Amount  | Income            | Total Amount        |
|-------------------------|-------------------|-----------|------------|-----------------------------------------|-------------------|-------------------|---------------------|
| 03/25/2025              | Coupon            | 3137FJKE8 | 220,000.00 | FHMS K-082 A2 3.92 09/25/2028           |                   | 718.67            | 718.67              |
| 03/25/2025              | Coupon            | 3137FJXV6 | 297,000.00 | FHMS K-083 A2 4.05 09/25/2028           |                   | 1,002.38          | 1,002.38            |
| 03/25/2025              | Coupon            | 3137FJZ93 | 240,000.00 | FHMS K-084 A2 3.78 10/25/2028           |                   | 756.00            | 756.00              |
| 03/25/2025              | Coupon            | 3137H4BY5 | 315,000.00 | FHMS K-746 A2 2.031 09/25/2028          |                   | 533.14            | 533.14              |
| 03/25/2025              | Final Maturity    | 912797NS2 | 325,000.00 | UNITED STATES TREASURY 03/25/2025       | 325,000.00        |                   | 325,000.00          |
| 03/31/2025              | Coupon            | 9128286L9 | 750,000.00 | UNITED STATES TREASURY 2.25 03/31/2026  |                   | 8,437.50          | 8,437.50            |
| 03/31/2025              | Coupon            | 912828YG9 | 300,000.00 | UNITED STATES TREASURY 1.625 09/30/2026 |                   | 2,437.50          | 2,437.50            |
| 03/31/2025              | Coupon            | 912828ZF0 | 350,000.00 | UNITED STATES TREASURY 0.5 03/31/2025   |                   | 875.00            | 875.00              |
| 03/31/2025              | Final Maturity    | 912828ZF0 | 350,000.00 | UNITED STATES TREASURY 0.5 03/31/2025   | 350,000.00        |                   | 350,000.00          |
| 03/31/2025              | Coupon            | 91282CEF4 | 750,000.00 | UNITED STATES TREASURY 2.5 03/31/2027   |                   | 9,375.00          | 9,375.00            |
| 03/31/2025              | Coupon            | 91282CFM8 | 570,000.00 | UNITED STATES TREASURY 4.125 09/30/2027 |                   | 11,756.25         | 11,756.25           |
| 03/31/2025              | Coupon            | 91282CGT2 | 600,000.00 | UNITED STATES TREASURY 3.625 03/31/2028 |                   | 10,875.00         | 10,875.00           |
| <b>March 2025 Total</b> |                   |           |            |                                         | <b>930,864.54</b> | <b>110,544.86</b> | <b>1,041,409.40</b> |
| <b>APRIL 2025</b>       |                   |           |            |                                         |                   |                   |                     |
| 04/03/2025              | Final Maturity    | 912797MV6 | 325,000.00 | UNITED STATES TREASURY 04/03/2025       | 325,000.00        |                   | 325,000.00          |
| 04/07/2025              | Coupon            | 89115A2W1 | 400,000.00 | TORONTO-DOMINION BANK 4.98 04/05/2027   |                   | 9,960.00          | 9,960.00            |
| 04/09/2025              | Coupon            | 3130B3A29 | 600,000.00 | FEDERAL HOME LOAN BANKS 4.0 10/09/2026  |                   | 11,866.67         | 11,866.67           |
| 04/15/2025              | Coupon            | 02582JJT8 | 185,000.00 | AMXCA 2022-2 A 3.39 05/17/2027          |                   | 522.63            | 522.63              |
| 04/15/2025              | Coupon            | 02582JJZ4 | 125,000.00 | AMXCA 2023-1 A 4.87 05/15/2026          |                   | 507.29            | 507.29              |
| 04/15/2025              | Coupon            | 02582JKD1 | 340,000.00 | AMXCA 2023-3 A 5.23 09/15/2028          |                   | 1,481.83          | 1,481.83            |
| 04/15/2025              | Coupon            | 161571HT4 | 340,000.00 | CHAIT 2023-1 A 5.16 09/15/2028          |                   | 1,462.00          | 1,462.00            |
| 04/15/2025              | Coupon            | 20030NCS8 | 400,000.00 | COMCAST CORP 3.95 10/15/2025            |                   | 7,900.00          | 7,900.00            |
| 04/15/2025              | Coupon            | 43815BAC4 | 37,221.95  | HAROT 2022-1 A3 1.88 05/15/2026         |                   | 48.88             | 48.88               |
| 04/15/2025              | Principal Paydown | 43815BAC4 | 37,221.95  | HAROT 2022-1 A3 1.88 05/15/2026         | 6,652.23          |                   | 6,652.23            |
| 04/15/2025              | Coupon            | 448976AD2 | 140,000.00 | HART 2024-C A3 4.41 05/15/2029          |                   | 514.50            | 514.50              |
| 04/15/2025              | Coupon            | 448979AD6 | 123,008.04 | HART 2023-A A3 4.58 04/15/2027          |                   | 436.50            | 436.50              |
| 04/15/2025              | Principal Paydown | 448979AD6 | 123,008.04 | HART 2023-A A3 4.58 04/15/2027          | 10,203.60         |                   | 10,203.60           |
| 04/15/2025              | Coupon            | 44934QAD3 | 90,000.00  | HART 2024-B A3 4.84 03/15/2029          |                   | 363.00            | 363.00              |
| 04/15/2025              | Coupon            | 47787CAC7 | 310,000.00 | JDOT 2023-C A3 5.48 05/15/2028          |                   | 1,415.67          | 1,415.67            |
| 04/15/2025              | Coupon            | 47787JAC2 | 27,895.06  | JDOT 2022 A3 0.36 09/15/2026            |                   | 49.29             | 49.29               |
| 04/15/2025              | Principal Paydown | 47787JAC2 | 27,895.06  | JDOT 2022 A3 0.36 09/15/2026            | 4,462.10          |                   | 4,462.10            |
| 04/15/2025              | Coupon            | 47789QAC4 | 3,582.13   | JDOT 2021-B A3 0.52 03/16/2026          |                   | 0.78              | 0.78                |

# CASH FLOW REPORT



City of Gardena Cons | Account #10647 | As of February 28, 2025

| Payment Date | Transaction Type   | CUSIP      | Quantity     | Security Description                                                | Principal Amount | Income    | Total Amount |
|--------------|--------------------|------------|--------------|---------------------------------------------------------------------|------------------|-----------|--------------|
| 04/15/2025   | Effective Maturity | 47789QAC4  | 3,582.13     | JDOT 2021-B A3 0.52 03/16/2026                                      | 1,794.82         |           | 1,794.82     |
| 04/15/2025   | Coupon             | 47800AAC4  | 66,609.45    | JDOT 2022-B A3 3.74 02/16/2027                                      |                  | 188.86    | 188.86       |
| 04/15/2025   | Principal Paydown  | 47800AAC4  | 66,609.45    | JDOT 2022-B A3 3.74 02/16/2027                                      | 8,165.51         |           | 8,165.51     |
| 04/15/2025   | Coupon             | 47800BAC2  | 142,253.63   | JDOT 2022-C A3 5.09 06/15/2027                                      |                  | 560.59    | 560.59       |
| 04/15/2025   | Principal Paydown  | 47800BAC2  | 142,253.63   | JDOT 2022-C A3 5.09 06/15/2027                                      | 12,281.80        |           | 12,281.80    |
| 04/15/2025   | Coupon             | 58769GAD5  | 130,000.00   | MBALT 2024-B A3 4.23 02/15/2028                                     |                  | 458.25    | 458.25       |
| 04/15/2025   | Coupon             | 58770AAC7  | 73,428.87    | MBART 2023-1 A3 4.51 11/15/2027                                     |                  | 262.07    | 262.07       |
| 04/15/2025   | Principal Paydown  | 58770AAC7  | 73,428.87    | MBART 2023-1 A3 4.51 11/15/2027                                     | 4,911.50         |           | 4,911.50     |
| 04/15/2025   | Coupon             | 89238FAD5  | 36,097.50    | TAOT 2022-B A3 2.93 09/15/2026                                      |                  | 77.27     | 77.27        |
| 04/15/2025   | Principal Paydown  | 89238FAD5  | 36,097.50    | TAOT 2022-B A3 2.93 09/15/2026                                      | 4,871.89         |           | 4,871.89     |
| 04/15/2025   | Coupon             | 89238JAC9  | 6,030.15     | TAOT 2021-D A3 0.71 04/15/2026                                      |                  | 2.25      | 2.25         |
| 04/15/2025   | Principal Paydown  | 89238JAC9  | 6,030.15     | TAOT 2021-D A3 0.71 04/15/2026                                      | 2,326.63         |           | 2,326.63     |
| 04/15/2025   | Coupon             | 89239TAD4  | 105,000.00   | TAOT 2024-D A3 4.4 06/15/2029                                       |                  | 385.00    | 385.00       |
| 04/15/2025   | Dividend           | 90LAIF\$00 | 5,700,588.90 | Local Agency Investment Fund State Pool                             | 21,440.99        |           | 21,440.99    |
| 04/15/2025   | Coupon             | 91282CEH0  | 450,000.00   | UNITED STATES TREASURY 2.625 04/15/2025                             |                  | 5,906.25  | 5,906.25     |
| 04/15/2025   | Final Maturity     | 91282CEH0  | 450,000.00   | UNITED STATES TREASURY 2.625 04/15/2025                             | 450,000.00       |           | 450,000.00   |
| 04/15/2025   | Coupon             | 91282CFP1  | 550,000.00   | UNITED STATES TREASURY 4.25 10/15/2025                              |                  | 11,687.50 | 11,687.50    |
| 04/15/2025   | Coupon             | 91282CGV7  | 400,000.00   | UNITED STATES TREASURY 3.75 04/15/2026                              |                  | 7,500.00  | 7,500.00     |
| 04/15/2025   | Coupon             | 91282CJC6  | 475,000.00   | UNITED STATES TREASURY 4.625 10/15/2026                             |                  | 10,984.38 | 10,984.38    |
| 04/16/2025   | Coupon             | 362583AD8  | 108,888.73   | GMCAR 2023-2 A3 4.47 02/16/2028                                     |                  | 383.01    | 383.01       |
| 04/16/2025   | Principal Paydown  | 362583AD8  | 108,888.73   | GMCAR 2023-2 A3 4.47 02/16/2028                                     | 7,041.27         |           | 7,041.27     |
| 04/16/2025   | Coupon             | 36265WAD5  | 43,196.61    | GMCAR 2022-3 A3 3.64 04/16/2027                                     |                  | 119.15    | 119.15       |
| 04/16/2025   | Principal Paydown  | 36265WAD5  | 43,196.61    | GMCAR 2022-3 A3 3.64 04/16/2027                                     | 4,541.27         |           | 4,541.27     |
| 04/16/2025   | Coupon             | 38014AAD3  | 95,000.00    | GMCAR 2024-4 A3 4.4 08/16/2029                                      |                  | 348.33    | 348.33       |
| 04/16/2025   | Coupon             | 459058LN1  | 300,000.00   | INTERNATIONAL BANK FOR RECONSTRUCTION AND DEVELOPM 3.875 10/16/2029 |                  | 5,812.50  | 5,812.50     |
| 04/18/2025   | Coupon             | 43815PAC3  | 42,462.69    | HAROT 2022-2 A3 3.73 07/20/2026                                     |                  | 117.85    | 117.85       |
| 04/18/2025   | Principal Paydown  | 43815PAC3  | 42,462.69    | HAROT 2022-2 A3 3.73 07/20/2026                                     | 5,524.41         |           | 5,524.41     |
| 04/21/2025   | Coupon             | 379929AD4  | 75,000.00    | GMALT 2023-3 A3 5.38 11/20/2026                                     |                  | 317.07    | 317.07       |
| 04/21/2025   | Principal Paydown  | 379929AD4  | 75,000.00    | GMALT 2023-3 A3 5.38 11/20/2026                                     | 8,059.29         |           | 8,059.29     |
| 04/21/2025   | Coupon             | 43815GAC3  | 7,210.33     | HAROT 2021-4 A3 0.88 01/21/2026                                     |                  | 3.57      | 3.57         |
| 04/21/2025   | Principal Paydown  | 43815GAC3  | 7,210.33     | HAROT 2021-4 A3 0.88 01/21/2026                                     | 2,673.88         |           | 2,673.88     |

# CASH FLOW REPORT



City of Gardena Cons | Account #10647 | As of February 28, 2025

| Payment Date            | Transaction Type  | CUSIP     | Quantity   | Security Description                                             | Principal Amount  | Income           | Total Amount      |
|-------------------------|-------------------|-----------|------------|------------------------------------------------------------------|-------------------|------------------|-------------------|
| 04/21/2025              | Coupon            | 43815JAC7 | 56,804.97  | HAROT 2023-1 A3 5.04 04/21/2027                                  |                   | 224.63           | 224.63            |
| 04/21/2025              | Principal Paydown | 43815JAC7 | 56,804.97  | HAROT 2023-1 A3 5.04 04/21/2027                                  | 4,494.14          |                  | 4,494.14          |
| 04/25/2025              | Coupon            | 05602RAD3 | 72,033.13  | BMWOT 2022-A A3 3.21 08/25/2026                                  |                   | 163.57           | 163.57            |
| 04/25/2025              | Principal Paydown | 05602RAD3 | 72,033.13  | BMWOT 2022-A A3 3.21 08/25/2026                                  | 11,123.34         |                  | 11,123.34         |
| 04/25/2025              | Coupon            | 096924AD7 | 220,000.00 | BMWOT 2025-A A3 4.56 09/25/2029                                  |                   | 836.00           | 836.00            |
| 04/25/2025              | Coupon            | 3137BNGT5 | 456,694.30 | FHMS K-054 A2 2.745 01/25/2026                                   |                   | 1,076.81         | 1,076.81          |
| 04/25/2025              | Principal Paydown | 3137BNGT5 | 456,694.30 | FHMS K-054 A2 2.745 01/25/2026                                   | 885.58            |                  | 885.58            |
| 04/25/2025              | Coupon            | 3137BVZ82 | 320,000.00 | FHMS K-063 A2 3.43 01/25/2027                                    |                   | 914.67           | 914.67            |
| 04/25/2025              | Coupon            | 3137FEBQ2 | 500,000.00 | FHMS K-072 A2 3.444 12/25/2027                                   |                   | 1,435.00         | 1,435.00          |
| 04/25/2025              | Coupon            | 3137FETN0 | 465,000.00 | FHMS K-073 A2 3.35 01/25/2028                                    |                   | 1,298.13         | 1,298.13          |
| 04/25/2025              | Coupon            | 3137FHPJ6 | 325,000.00 | FHMS K-080 A2 3.926 07/25/2028                                   |                   | 1,063.29         | 1,063.29          |
| 04/25/2025              | Coupon            | 3137FJEH8 | 155,000.00 | FHMS K-081 A2 3.9 08/25/2028                                     |                   | 503.75           | 503.75            |
| 04/25/2025              | Coupon            | 3137FJKE8 | 220,000.00 | FHMS K-082 A2 3.92 09/25/2028                                    |                   | 718.67           | 718.67            |
| 04/25/2025              | Coupon            | 3137FJXV6 | 297,000.00 | FHMS K-083 A2 4.05 09/25/2028                                    |                   | 1,002.38         | 1,002.38          |
| 04/25/2025              | Coupon            | 3137FJZ93 | 240,000.00 | FHMS K-084 A2 3.78 10/25/2028                                    |                   | 756.00           | 756.00            |
| 04/25/2025              | Coupon            | 3137H4BY5 | 315,000.00 | FHMS K-746 A2 2.031 09/25/2028                                   |                   | 533.14           | 533.14            |
| <b>April 2025 Total</b> |                   |           |            |                                                                  | <b>896,454.23</b> | <b>92,168.96</b> | <b>988,623.18</b> |
| <b>MAY 2025</b>         |                   |           |            |                                                                  |                   |                  |                   |
| 05/01/2025              | Coupon            | 74456QBU9 | 300,000.00 | PUBLIC SERVICE ELECTRIC AND GAS CO 3.7 05/01/2028                |                   | 5,550.00         | 5,550.00          |
| 05/07/2025              | Coupon            | 3135G06G3 | 350,000.00 | FEDERAL NATIONAL MORTGAGE ASSOCIATION 0.5 11/07/2025             |                   | 875.00           | 875.00            |
| 05/12/2025              | Coupon            | 665859AW4 | 450,000.00 | NORTHERN TRUST CORP 4.0 05/10/2027                               |                   | 9,000.00         | 9,000.00          |
| 05/13/2025              | Coupon            | 63743HFK3 | 390,000.00 | NATIONAL RURAL UTILITIES COOPERATIVE FINANCE CORP 5.6 11/13/2026 |                   | 10,920.00        | 10,920.00         |
| 05/14/2025              | Coupon            | 14913UAL4 | 405,000.00 | CATERPILLAR FINANCIAL SERVICES CORP 5.0 05/14/2027               |                   | 10,125.00        | 10,125.00         |
| 05/15/2025              | Coupon            | 02582JJT8 | 185,000.00 | AMXCA 2022-2 A 3.39 05/17/2027                                   |                   | 522.63           | 522.63            |
| 05/15/2025              | Final Maturity    | 02582JJT8 | 185,000.00 | AMXCA 2022-2 A 3.39 05/17/2027                                   | 185,000.00        |                  | 185,000.00        |
| 05/15/2025              | Coupon            | 02582JJZ4 | 125,000.00 | AMXCA 2023-1 A 4.87 05/15/2026                                   |                   | 507.29           | 507.29            |
| 05/15/2025              | Coupon            | 02582JKD1 | 340,000.00 | AMXCA 2023-3 A 5.23 09/15/2028                                   |                   | 1,481.83         | 1,481.83          |
| 05/15/2025              | Coupon            | 161571HT4 | 340,000.00 | CHAIT 2023-1 A 5.16 09/15/2028                                   |                   | 1,462.00         | 1,462.00          |

# CASH FLOW REPORT



City of Gardena Cons | Account #10647 | As of February 28, 2025

| Payment Date | Transaction Type   | CUSIP     | Quantity   | Security Description                     | Principal Amount | Income    | Total Amount |
|--------------|--------------------|-----------|------------|------------------------------------------|------------------|-----------|--------------|
| 05/15/2025   | Coupon             | 43815BAC4 | 37,221.95  | HAROT 2022-1 A3 1.88 05/15/2026          |                  | 38.46     | 38.46        |
| 05/15/2025   | Principal Paydown  | 43815BAC4 | 37,221.95  | HAROT 2022-1 A3 1.88 05/15/2026          | 6,409.60         |           | 6,409.60     |
| 05/15/2025   | Coupon             | 448976AD2 | 140,000.00 | HART 2024-C A3 4.41 05/15/2029           |                  | 514.50    | 514.50       |
| 05/15/2025   | Coupon             | 448979AD6 | 123,008.04 | HART 2023-A A3 4.58 04/15/2027           |                  | 397.55    | 397.55       |
| 05/15/2025   | Principal Paydown  | 448979AD6 | 123,008.04 | HART 2023-A A3 4.58 04/15/2027           | 9,777.90         |           | 9,777.90     |
| 05/15/2025   | Coupon             | 44934QAD3 | 90,000.00  | HART 2024-B A3 4.84 03/15/2029           |                  | 363.00    | 363.00       |
| 05/15/2025   | Coupon             | 47787CAC7 | 310,000.00 | JDOT 2023-C A3 5.48 05/15/2028           |                  | 1,415.67  | 1,415.67     |
| 05/15/2025   | Coupon             | 47787JAC2 | 27,895.06  | JDOT 2022 A3 0.36 09/15/2026             |                  | 40.67     | 40.67        |
| 05/15/2025   | Principal Paydown  | 47787JAC2 | 27,895.06  | JDOT 2022 A3 0.36 09/15/2026             | 4,118.41         |           | 4,118.41     |
| 05/15/2025   | Coupon             | 47800AAC4 | 66,609.45  | JDOT 2022-B A3 3.74 02/16/2027           |                  | 163.41    | 163.41       |
| 05/15/2025   | Principal Paydown  | 47800AAC4 | 66,609.45  | JDOT 2022-B A3 3.74 02/16/2027           | 7,200.47         |           | 7,200.47     |
| 05/15/2025   | Coupon             | 47800BAC2 | 142,253.63 | JDOT 2022-C A3 5.09 06/15/2027           |                  | 508.49    | 508.49       |
| 05/15/2025   | Principal Paydown  | 47800BAC2 | 142,253.63 | JDOT 2022-C A3 5.09 06/15/2027           | 10,735.65        |           | 10,735.65    |
| 05/15/2025   | Coupon             | 58769GAD5 | 130,000.00 | MBALT 2024-B A3 4.23 02/15/2028          |                  | 458.25    | 458.25       |
| 05/15/2025   | Coupon             | 58770AAC7 | 73,428.87  | MBART 2023-1 A3 4.51 11/15/2027          |                  | 243.61    | 243.61       |
| 05/15/2025   | Principal Paydown  | 58770AAC7 | 73,428.87  | MBART 2023-1 A3 4.51 11/15/2027          | 4,706.55         |           | 4,706.55     |
| 05/15/2025   | Coupon             | 89238FAD5 | 36,097.50  | TAOT 2022-B A3 2.93 09/15/2026           |                  | 65.38     | 65.38        |
| 05/15/2025   | Principal Paydown  | 89238FAD5 | 36,097.50  | TAOT 2022-B A3 2.93 09/15/2026           | 4,707.73         |           | 4,707.73     |
| 05/15/2025   | Coupon             | 89238JAC9 | 6,030.15   | TAOT 2021-D A3 0.71 04/15/2026           |                  | 0.87      | 0.87         |
| 05/15/2025   | Effective Maturity | 89238JAC9 | 6,030.15   | TAOT 2021-D A3 0.71 04/15/2026           | 1,470.52         |           | 1,470.52     |
| 05/15/2025   | Coupon             | 89239TAD4 | 105,000.00 | TAOT 2024-D A3 4.4 06/15/2029            |                  | 385.00    | 385.00       |
| 05/15/2025   | Coupon             | 9128283F5 | 800,000.00 | UNITED STATES TREASURY 2.25 11/15/2027   |                  | 9,000.00  | 9,000.00     |
| 05/15/2025   | Coupon             | 912828R36 | 250,000.00 | UNITED STATES TREASURY 1.625 05/15/2026  |                  | 2,031.25  | 2,031.25     |
| 05/15/2025   | Coupon             | 912828U24 | 625,000.00 | UNITED STATES TREASURY 2.0 11/15/2026    |                  | 6,250.00  | 6,250.00     |
| 05/15/2025   | Coupon             | 912828X88 | 350,000.00 | UNITED STATES TREASURY 2.375 05/15/2027  |                  | 4,156.25  | 4,156.25     |
| 05/16/2025   | Coupon             | 362583AD8 | 108,888.73 | GMCAR 2023-2 A3 4.47 02/16/2028          |                  | 356.78    | 356.78       |
| 05/16/2025   | Principal Paydown  | 362583AD8 | 108,888.73 | GMCAR 2023-2 A3 4.47 02/16/2028          | 6,644.19         |           | 6,644.19     |
| 05/16/2025   | Coupon             | 36265WAD5 | 43,196.61  | GMCAR 2022-3 A3 3.64 04/16/2027          |                  | 105.37    | 105.37       |
| 05/16/2025   | Principal Paydown  | 36265WAD5 | 43,196.61  | GMCAR 2022-3 A3 3.64 04/16/2027          | 4,355.05         |           | 4,355.05     |
| 05/16/2025   | Coupon             | 38014AAD3 | 95,000.00  | GMCAR 2024-4 A3 4.4 08/16/2029           |                  | 348.33    | 348.33       |
| 05/16/2025   | Coupon             | 89236TMF9 | 400,000.00 | TOYOTA MOTOR CREDIT CORP 5.05 05/16/2029 |                  | 10,100.00 | 10,100.00    |
| 05/19/2025   | Coupon             | 43815PAC3 | 42,462.69  | HAROT 2022-2 A3 3.73 07/20/2026          |                  | 100.68    | 100.68       |

# CASH FLOW REPORT



City of Gardena Cons | Account #10647 | As of February 28, 2025

| Payment Date          | Transaction Type   | CUSIP     | Quantity   | Security Description                                  | Principal Amount  | Income           | Total Amount      |
|-----------------------|--------------------|-----------|------------|-------------------------------------------------------|-------------------|------------------|-------------------|
| 05/19/2025            | Principal Paydown  | 43815PAC3 | 42,462.69  | HAROT 2022-2 A3 3.73 07/20/2026                       | 5,309.15          |                  | 5,309.15          |
| 05/19/2025            | Coupon             | 58933YBH7 | 90,000.00  | MERCK & CO INC 4.05 05/17/2028                        |                   | 1,822.50         | 1,822.50          |
| 05/20/2025            | Coupon             | 3133ERFJ5 | 330,000.00 | FEDERAL FARM CREDIT BANKS FUNDING CORP 4.5 05/20/2027 |                   | 7,425.00         | 7,425.00          |
| 05/20/2025            | Coupon             | 379929AD4 | 75,000.00  | GMALT 2023-3 A3 5.38 11/20/2026                       |                   | 280.93           | 280.93            |
| 05/20/2025            | Principal Paydown  | 379929AD4 | 75,000.00  | GMALT 2023-3 A3 5.38 11/20/2026                       | 10,047.26         |                  | 10,047.26         |
| 05/21/2025            | Coupon             | 43815GAC3 | 7,210.33   | HAROT 2021-4 A3 0.88 01/21/2026                       |                   | 1.61             | 1.61              |
| 05/21/2025            | Effective Maturity | 43815GAC3 | 7,210.33   | HAROT 2021-4 A3 0.88 01/21/2026                       | 2,193.71          |                  | 2,193.71          |
| 05/21/2025            | Coupon             | 43815JAC7 | 56,804.97  | HAROT 2023-1 A3 5.04 04/21/2027                       |                   | 205.75           | 205.75            |
| 05/21/2025            | Principal Paydown  | 43815JAC7 | 56,804.97  | HAROT 2023-1 A3 5.04 04/21/2027                       | 4,308.38          |                  | 4,308.38          |
| 05/26/2025            | Coupon             | 05602RAD3 | 72,033.13  | BMWOT 2022-A A3 3.21 08/25/2026                       |                   | 133.82           | 133.82            |
| 05/26/2025            | Principal Paydown  | 05602RAD3 | 72,033.13  | BMWOT 2022-A A3 3.21 08/25/2026                       | 10,683.80         |                  | 10,683.80         |
| 05/26/2025            | Coupon             | 3137BNGT5 | 456,694.30 | FHMS K-054 A2 2.745 01/25/2026                        |                   | 1,074.78         | 1,074.78          |
| 05/26/2025            | Principal Paydown  | 3137BNGT5 | 456,694.30 | FHMS K-054 A2 2.745 01/25/2026                        | 945.04            |                  | 945.04            |
| 05/26/2025            | Coupon             | 3137BVZ82 | 320,000.00 | FHMS K-063 A2 3.43 01/25/2027                         |                   | 914.67           | 914.67            |
| 05/26/2025            | Coupon             | 3137FEBQ2 | 500,000.00 | FHMS K-072 A2 3.444 12/25/2027                        |                   | 1,435.00         | 1,435.00          |
| 05/26/2025            | Coupon             | 3137FETN0 | 465,000.00 | FHMS K-073 A2 3.35 01/25/2028                         |                   | 1,298.13         | 1,298.13          |
| 05/26/2025            | Coupon             | 3137FHPJ6 | 325,000.00 | FHMS K-080 A2 3.926 07/25/2028                        |                   | 1,063.29         | 1,063.29          |
| 05/26/2025            | Coupon             | 3137FJEH8 | 155,000.00 | FHMS K-081 A2 3.9 08/25/2028                          |                   | 503.75           | 503.75            |
| 05/26/2025            | Coupon             | 3137FJKE8 | 220,000.00 | FHMS K-082 A2 3.92 09/25/2028                         |                   | 718.67           | 718.67            |
| 05/26/2025            | Coupon             | 3137FJXV6 | 297,000.00 | FHMS K-083 A2 4.05 09/25/2028                         |                   | 1,002.38         | 1,002.38          |
| 05/26/2025            | Coupon             | 3137FJZ93 | 240,000.00 | FHMS K-084 A2 3.78 10/25/2028                         |                   | 756.00           | 756.00            |
| 05/26/2025            | Coupon             | 3137H4BY5 | 315,000.00 | FHMS K-746 A2 2.031 09/25/2028                        |                   | 533.14           | 533.14            |
| 05/27/2025            | Coupon             | 096924AD7 | 220,000.00 | BMWOT 2025-A A3 4.56 09/25/2029                       |                   | 836.00           | 836.00            |
| <b>May 2025 Total</b> |                    |           |            |                                                       | <b>278,613.42</b> | <b>97,492.69</b> | <b>376,106.12</b> |
| <b>JUNE 2025</b>      |                    |           |            |                                                       |                   |                  |                   |
| 06/02/2025            | Coupon             | 26444HAH4 | 450,000.00 | DUKE ENERGY FLORIDA LLC 2.5 12/01/2029                |                   | 5,625.00         | 5,625.00          |
| 06/02/2025            | Coupon             | 912828ZT0 | 365,000.00 | UNITED STATES TREASURY 0.25 05/31/2025                |                   | 456.25           | 456.25            |
| 06/02/2025            | Final Maturity     | 912828ZT0 | 365,000.00 | UNITED STATES TREASURY 0.25 05/31/2025                | 365,000.00        |                  | 365,000.00        |
| 06/02/2025            | Coupon             | 91282CAZ4 | 750,000.00 | UNITED STATES TREASURY 0.375 11/30/2025               |                   | 1,406.25         | 1,406.25          |
| 06/02/2025            | Coupon             | 91282CMA6 | 200,000.00 | UNITED STATES TREASURY 4.125 11/30/2029               |                   | 4,125.00         | 4,125.00          |



# CASH FLOW REPORT



City of Gardena Cons | Account #10647 | As of February 28, 2025

| Payment Date | Transaction Type  | CUSIP     | Quantity   | Security Description                                      | Principal Amount | Income    | Total Amount |
|--------------|-------------------|-----------|------------|-----------------------------------------------------------|------------------|-----------|--------------|
| 06/09/2025   | Coupon            | 3133ERGL9 | 450,000.00 | FEDERAL FARM CREDIT BANKS FUNDING CORP<br>4.5 06/07/2028  |                  | 10,125.00 | 10,125.00    |
| 06/11/2025   | Coupon            | 89115A2V3 | 160,000.00 | TORONTO-DOMINION BANK 5.264 12/11/2026                    |                  | 4,211.20  | 4,211.20     |
| 06/16/2025   | Coupon            | 02582JJZ4 | 125,000.00 | AMXCA 2023-1 A 4.87 05/15/2026                            |                  | 507.29    | 507.29       |
| 06/16/2025   | Coupon            | 02582JKD1 | 340,000.00 | AMXCA 2023-3 A 5.23 09/15/2028                            |                  | 1,481.83  | 1,481.83     |
| 06/16/2025   | Coupon            | 161571HT4 | 340,000.00 | CHAIT 2023-1 A 5.16 09/15/2028                            |                  | 1,462.00  | 1,462.00     |
| 06/16/2025   | Coupon            | 3133EPN50 | 650,000.00 | FEDERAL FARM CREDIT BANKS FUNDING CORP<br>4.25 12/15/2028 |                  | 13,812.50 | 13,812.50    |
| 06/16/2025   | Coupon            | 341081GT8 | 330,000.00 | FLORIDA POWER & LIGHT CO 5.15 06/15/2029                  |                  | 8,497.50  | 8,497.50     |
| 06/16/2025   | Coupon            | 362583AD8 | 108,888.73 | GMCAR 2023-2 A3 4.47 02/16/2028                           |                  | 332.03    | 332.03       |
| 06/16/2025   | Principal Paydown | 362583AD8 | 108,888.73 | GMCAR 2023-2 A3 4.47 02/16/2028                           | 6,200.31         |           | 6,200.31     |
| 06/16/2025   | Coupon            | 36265WAD5 | 43,196.61  | GMCAR 2022-3 A3 3.64 04/16/2027                           |                  | 92.16     | 92.16        |
| 06/16/2025   | Principal Paydown | 36265WAD5 | 43,196.61  | GMCAR 2022-3 A3 3.64 04/16/2027                           | 4,273.79         |           | 4,273.79     |
| 06/16/2025   | Coupon            | 38014AAD3 | 95,000.00  | GMCAR 2024-4 A3 4.4 08/16/2029                            |                  | 348.33    | 348.33       |
| 06/16/2025   | Coupon            | 43815BAC4 | 37,221.95  | HAROT 2022-1 A3 1.88 05/15/2026                           |                  | 28.42     | 28.42        |
| 06/16/2025   | Principal Paydown | 43815BAC4 | 37,221.95  | HAROT 2022-1 A3 1.88 05/15/2026                           | 6,252.49         |           | 6,252.49     |
| 06/16/2025   | Coupon            | 448976AD2 | 140,000.00 | HART 2024-C A3 4.41 05/15/2029                            |                  | 514.50    | 514.50       |
| 06/16/2025   | Coupon            | 448979AD6 | 123,008.04 | HART 2023-A A3 4.58 04/15/2027                            |                  | 360.23    | 360.23       |
| 06/16/2025   | Principal Paydown | 448979AD6 | 123,008.04 | HART 2023-A A3 4.58 04/15/2027                            | 9,596.35         |           | 9,596.35     |
| 06/16/2025   | Coupon            | 44934QAD3 | 90,000.00  | HART 2024-B A3 4.84 03/15/2029                            |                  | 363.00    | 363.00       |
| 06/16/2025   | Coupon            | 47787CAC7 | 310,000.00 | JDOT 2023-C A3 5.48 05/15/2028                            |                  | 1,415.67  | 1,415.67     |
| 06/16/2025   | Principal Paydown | 47787CAC7 | 310,000.00 | JDOT 2023-C A3 5.48 05/15/2028                            | 13,495.79        |           | 13,495.79    |
| 06/16/2025   | Coupon            | 47787JAC2 | 27,895.06  | JDOT 2022 A3 0.36 09/15/2026                              |                  | 32.71     | 32.71        |
| 06/16/2025   | Principal Paydown | 47787JAC2 | 27,895.06  | JDOT 2022 A3 0.36 09/15/2026                              | 3,332.64         |           | 3,332.64     |
| 06/16/2025   | Coupon            | 47800AAC4 | 66,609.45  | JDOT 2022-B A3 3.74 02/16/2027                            |                  | 140.97    | 140.97       |
| 06/16/2025   | Principal Paydown | 47800AAC4 | 66,609.45  | JDOT 2022-B A3 3.74 02/16/2027                            | 4,553.39         |           | 4,553.39     |
| 06/16/2025   | Coupon            | 47800BAC2 | 142,253.63 | JDOT 2022-C A3 5.09 06/15/2027                            |                  | 462.95    | 462.95       |
| 06/16/2025   | Principal Paydown | 47800BAC2 | 142,253.63 | JDOT 2022-C A3 5.09 06/15/2027                            | 9,236.89         |           | 9,236.89     |
| 06/16/2025   | Coupon            | 58769GAD5 | 130,000.00 | MBALT 2024-B A3 4.23 02/15/2028                           |                  | 458.25    | 458.25       |
| 06/16/2025   | Coupon            | 58770AAC7 | 73,428.87  | MBART 2023-1 A3 4.51 11/15/2027                           |                  | 225.93    | 225.93       |
| 06/16/2025   | Principal Paydown | 58770AAC7 | 73,428.87  | MBART 2023-1 A3 4.51 11/15/2027                           | 4,622.78         |           | 4,622.78     |



# CASH FLOW REPORT



City of Gardena Cons | Account #10647 | As of February 28, 2025

| Payment Date | Transaction Type  | CUSIP     | Quantity   | Security Description                                              | Principal Amount | Income    | Total Amount |
|--------------|-------------------|-----------|------------|-------------------------------------------------------------------|------------------|-----------|--------------|
| 06/16/2025   | Coupon            | 63743HFE7 | 95,000.00  | NATIONAL RURAL UTILITIES COOPERATIVE FINANCE CORP 3.45 06/15/2025 |                  | 1,638.75  | 1,638.75     |
| 06/16/2025   | Final Maturity    | 63743HFE7 | 95,000.00  | NATIONAL RURAL UTILITIES COOPERATIVE FINANCE CORP 3.45 06/15/2025 | 95,000.00        |           | 95,000.00    |
| 06/16/2025   | Coupon            | 89238FAD5 | 36,097.50  | TAOT 2022-B A3 2.93 09/15/2026                                    |                  | 53.88     | 53.88        |
| 06/16/2025   | Principal Paydown | 89238FAD5 | 36,097.50  | TAOT 2022-B A3 2.93 09/15/2026                                    | 4,618.08         |           | 4,618.08     |
| 06/16/2025   | Coupon            | 89239TAD4 | 105,000.00 | TAOT 2024-D A3 4.4 06/15/2029                                     |                  | 385.00    | 385.00       |
| 06/16/2025   | Coupon            | 91282CEU1 | 500,000.00 | UNITED STATES TREASURY 2.875 06/15/2025                           |                  | 7,187.50  | 7,187.50     |
| 06/16/2025   | Final Maturity    | 91282CEU1 | 500,000.00 | UNITED STATES TREASURY 2.875 06/15/2025                           | 500,000.00       |           | 500,000.00   |
| 06/16/2025   | Coupon            | 91282CGA3 | 600,000.00 | UNITED STATES TREASURY 4.0 12/15/2025                             |                  | 12,000.00 | 12,000.00    |
| 06/16/2025   | Coupon            | 91282CHH7 | 475,000.00 | UNITED STATES TREASURY 4.125 06/15/2026                           |                  | 9,796.88  | 9,796.88     |
| 06/16/2025   | Coupon            | 91282CJP7 | 300,000.00 | UNITED STATES TREASURY 4.375 12/15/2026                           |                  | 6,562.50  | 6,562.50     |
| 06/18/2025   | Coupon            | 43815PAC3 | 42,462.69  | HAROT 2022-2 A3 3.73 07/20/2026                                   |                  | 84.18     | 84.18        |
| 06/18/2025   | Principal Paydown | 43815PAC3 | 42,462.69  | HAROT 2022-2 A3 3.73 07/20/2026                                   | 4,774.98         |           | 4,774.98     |
| 06/20/2025   | Coupon            | 379929AD4 | 75,000.00  | GMALT 2023-3 A3 5.38 11/20/2026                                   |                  | 235.89    | 235.89       |
| 06/20/2025   | Principal Paydown | 379929AD4 | 75,000.00  | GMALT 2023-3 A3 5.38 11/20/2026                                   | 9,121.03         |           | 9,121.03     |
| 06/23/2025   | Coupon            | 43815JAC7 | 56,804.97  | HAROT 2023-1 A3 5.04 04/21/2027                                   |                  | 187.66    | 187.66       |
| 06/23/2025   | Principal Paydown | 43815JAC7 | 56,804.97  | HAROT 2023-1 A3 5.04 04/21/2027                                   | 4,213.50         |           | 4,213.50     |
| 06/25/2025   | Coupon            | 05602RAD3 | 72,033.13  | BMWOT 2022-A A3 3.21 08/25/2026                                   |                  | 105.24    | 105.24       |
| 06/25/2025   | Principal Paydown | 05602RAD3 | 72,033.13  | BMWOT 2022-A A3 3.21 08/25/2026                                   | 10,413.98        |           | 10,413.98    |
| 06/25/2025   | Coupon            | 096924AD7 | 220,000.00 | BMWOT 2025-A A3 4.56 09/25/2029                                   |                  | 836.00    | 836.00       |
| 06/25/2025   | Coupon            | 3137BNGT5 | 456,694.30 | FHMS K-054 A2 2.745 01/25/2026                                    |                  | 1,072.62  | 1,072.62     |
| 06/25/2025   | Principal Paydown | 3137BNGT5 | 456,694.30 | FHMS K-054 A2 2.745 01/25/2026                                    | 18,738.27        |           | 18,738.27    |
| 06/25/2025   | Coupon            | 3137BVZ82 | 320,000.00 | FHMS K-063 A2 3.43 01/25/2027                                     |                  | 914.67    | 914.67       |
| 06/25/2025   | Coupon            | 3137FEBQ2 | 500,000.00 | FHMS K-072 A2 3.444 12/25/2027                                    |                  | 1,435.00  | 1,435.00     |
| 06/25/2025   | Coupon            | 3137FETN0 | 465,000.00 | FHMS K-073 A2 3.35 01/25/2028                                     |                  | 1,298.13  | 1,298.13     |
| 06/25/2025   | Coupon            | 3137FHPJ6 | 325,000.00 | FHMS K-080 A2 3.926 07/25/2028                                    |                  | 1,063.29  | 1,063.29     |
| 06/25/2025   | Coupon            | 3137FJEH8 | 155,000.00 | FHMS K-081 A2 3.9 08/25/2028                                      |                  | 503.75    | 503.75       |
| 06/25/2025   | Coupon            | 3137FJKE8 | 220,000.00 | FHMS K-082 A2 3.92 09/25/2028                                     |                  | 718.67    | 718.67       |
| 06/25/2025   | Coupon            | 3137FJXV6 | 297,000.00 | FHMS K-083 A2 4.05 09/25/2028                                     |                  | 1,002.38  | 1,002.38     |
| 06/25/2025   | Coupon            | 3137FJZ93 | 240,000.00 | FHMS K-084 A2 3.78 10/25/2028                                     |                  | 756.00    | 756.00       |
| 06/25/2025   | Coupon            | 3137H4BY5 | 315,000.00 | FHMS K-746 A2 2.031 09/25/2028                                    |                  | 533.14    | 533.14       |

# CASH FLOW REPORT



City of Gardena Cons | Account #10647 | As of February 28, 2025

| Payment Date           | Transaction Type  | CUSIP     | Quantity   | Security Description                                              | Principal Amount    | Income            | Total Amount        |
|------------------------|-------------------|-----------|------------|-------------------------------------------------------------------|---------------------|-------------------|---------------------|
| 06/25/2025             | Coupon            | 437076DC3 | 295,000.00 | HOME DEPOT INC 4.75 06/25/2029                                    |                     | 7,006.25          | 7,006.25            |
| 06/30/2025             | Coupon            | 91282CGC9 | 500,000.00 | UNITED STATES TREASURY 3.875 12/31/2027                           |                     | 9,687.50          | 9,687.50            |
| <b>June 2025 Total</b> |                   |           |            |                                                                   | <b>1,073,444.29</b> | <b>121,549.84</b> | <b>1,194,994.13</b> |
| <b>JULY 2025</b>       |                   |           |            |                                                                   |                     |                   |                     |
| 07/07/2025             | Coupon            | 24422EXZ7 | 280,000.00 | JOHN DEERE CAPITAL CORP 4.65 01/07/2028                           |                     | 6,437.67          | 6,437.67            |
| 07/14/2025             | Coupon            | 459058KT9 | 250,000.00 | INTERNATIONAL BANK FOR RECONSTRUCTION AND DEVELOPM 3.5 07/12/2028 |                     | 4,375.00          | 4,375.00            |
| 07/15/2025             | Coupon            | 02582JJZ4 | 125,000.00 | AMXCA 2023-1 A 4.87 05/15/2026                                    |                     | 507.29            | 507.29              |
| 07/15/2025             | Coupon            | 02582JKD1 | 340,000.00 | AMXCA 2023-3 A 5.23 09/15/2028                                    |                     | 1,481.83          | 1,481.83            |
| 07/15/2025             | Coupon            | 161571HT4 | 340,000.00 | CHAIT 2023-1 A 5.16 09/15/2028                                    |                     | 1,462.00          | 1,462.00            |
| 07/15/2025             | Coupon            | 43815BAC4 | 37,221.95  | HAROT 2022-1 A3 1.88 05/15/2026                                   |                     | 18.63             | 18.63               |
| 07/15/2025             | Principal Paydown | 43815BAC4 | 37,221.95  | HAROT 2022-1 A3 1.88 05/15/2026                                   | 6,089.64            |                   | 6,089.64            |
| 07/15/2025             | Coupon            | 448976AD2 | 140,000.00 | HART 2024-C A3 4.41 05/15/2029                                    |                     | 514.50            | 514.50              |
| 07/15/2025             | Coupon            | 448979AD6 | 123,008.04 | HART 2023-A A3 4.58 04/15/2027                                    |                     | 323.61            | 323.61              |
| 07/15/2025             | Principal Paydown | 448979AD6 | 123,008.04 | HART 2023-A A3 4.58 04/15/2027                                    | 9,398.96            |                   | 9,398.96            |
| 07/15/2025             | Coupon            | 44934QAD3 | 90,000.00  | HART 2024-B A3 4.84 03/15/2029                                    |                     | 363.00            | 363.00              |
| 07/15/2025             | Coupon            | 46625HMN7 | 400,000.00 | JPMORGAN CHASE & CO 3.9 07/15/2025                                |                     | 7,800.00          | 7,800.00            |
| 07/15/2025             | Final Maturity    | 46625HMN7 | 400,000.00 | JPMORGAN CHASE & CO 3.9 07/15/2025                                | 400,000.00          |                   | 400,000.00          |
| 07/15/2025             | Coupon            | 47787CAC7 | 310,000.00 | JDOT 2023-C A3 5.48 05/15/2028                                    |                     | 1,354.04          | 1,354.04            |
| 07/15/2025             | Principal Paydown | 47787CAC7 | 310,000.00 | JDOT 2023-C A3 5.48 05/15/2028                                    | 21,507.24           |                   | 21,507.24           |
| 07/15/2025             | Coupon            | 47787JAC2 | 27,895.06  | JDOT 2022 A3 0.36 09/15/2026                                      |                     | 26.26             | 26.26               |
| 07/15/2025             | Principal Paydown | 47787JAC2 | 27,895.06  | JDOT 2022 A3 0.36 09/15/2026                                      | 3,946.54            |                   | 3,946.54            |
| 07/15/2025             | Coupon            | 47800AAC4 | 66,609.45  | JDOT 2022-B A3 3.74 02/16/2027                                    |                     | 126.78            | 126.78              |
| 07/15/2025             | Principal Paydown | 47800AAC4 | 66,609.45  | JDOT 2022-B A3 3.74 02/16/2027                                    | 3,856.70            |                   | 3,856.70            |
| 07/15/2025             | Coupon            | 47800BAC2 | 142,253.63 | JDOT 2022-C A3 5.09 06/15/2027                                    |                     | 423.77            | 423.77              |
| 07/15/2025             | Principal Paydown | 47800BAC2 | 142,253.63 | JDOT 2022-C A3 5.09 06/15/2027                                    | 10,083.65           |                   | 10,083.65           |
| 07/15/2025             | Coupon            | 58769GAD5 | 130,000.00 | MBALT 2024-B A3 4.23 02/15/2028                                   |                     | 458.25            | 458.25              |
| 07/15/2025             | Coupon            | 58770AAC7 | 73,428.87  | MBART 2023-1 A3 4.51 11/15/2027                                   |                     | 208.55            | 208.55              |
| 07/15/2025             | Principal Paydown | 58770AAC7 | 73,428.87  | MBART 2023-1 A3 4.51 11/15/2027                                   | 4,530.66            |                   | 4,530.66            |
| 07/15/2025             | Coupon            | 89238FAD5 | 36,097.50  | TAOT 2022-B A3 2.93 09/15/2026                                    |                     | 42.61             | 42.61               |
| 07/15/2025             | Principal Paydown | 89238FAD5 | 36,097.50  | TAOT 2022-B A3 2.93 09/15/2026                                    | 4,287.71            |                   | 4,287.71            |
| 07/15/2025             | Coupon            | 89239TAD4 | 105,000.00 | TAOT 2024-D A3 4.4 06/15/2029                                     |                     | 385.00            | 385.00              |

# CASH FLOW REPORT



City of Gardena Cons | Account #10647 | As of February 28, 2025

| Payment Date | Transaction Type   | CUSIP     | Quantity     | Security Description                    | Principal Amount | Income    | Total Amount |
|--------------|--------------------|-----------|--------------|-----------------------------------------|------------------|-----------|--------------|
| 07/15/2025   | Coupon             | 91282CEY3 | 475,000.00   | UNITED STATES TREASURY 3.0 07/15/2025   |                  | 7,125.00  | 7,125.00     |
| 07/15/2025   | Final Maturity     | 91282CEY3 | 475,000.00   | UNITED STATES TREASURY 3.0 07/15/2025   | 475,000.00       |           | 475,000.00   |
| 07/15/2025   | Coupon             | 91282CKZ3 | 1,000,000.00 | UNITED STATES TREASURY 4.375 07/15/2027 |                  | 21,875.00 | 21,875.00    |
| 07/15/2025   | Coupon             | 91324PEU2 | 350,000.00   | UNITEDHEALTH GROUP INC 4.25 01/15/2029  |                  | 7,437.50  | 7,437.50     |
| 07/16/2025   | Coupon             | 362583AD8 | 108,888.73   | GMCAR 2023-2 A3 4.47 02/16/2028         |                  | 308.94    | 308.94       |
| 07/16/2025   | Principal Paydown  | 362583AD8 | 108,888.73   | GMCAR 2023-2 A3 4.47 02/16/2028         | 6,080.35         |           | 6,080.35     |
| 07/16/2025   | Coupon             | 36265WAD5 | 43,196.61    | GMCAR 2022-3 A3 3.64 04/16/2027         |                  | 79.20     | 79.20        |
| 07/16/2025   | Principal Paydown  | 36265WAD5 | 43,196.61    | GMCAR 2022-3 A3 3.64 04/16/2027         | 4,180.32         |           | 4,180.32     |
| 07/16/2025   | Coupon             | 38014AAD3 | 95,000.00    | GMCAR 2024-4 A3 4.4 08/16/2029          |                  | 348.33    | 348.33       |
| 07/17/2025   | Coupon             | 61747YET8 | 175,000.00   | MORGAN STANLEY 4.679 07/17/2026         |                  | 4,094.13  | 4,094.13     |
| 07/17/2025   | Effective Maturity | 61747YET8 | 175,000.00   | MORGAN STANLEY 4.679 07/17/2026         | 175,000.00       |           | 175,000.00   |
| 07/17/2025   | Coupon             | 713448FX1 | 295,000.00   | PEPSICO INC 4.5 07/17/2029              |                  | 6,637.50  | 6,637.50     |
| 07/18/2025   | Coupon             | 43815PAC3 | 42,462.69    | HAROT 2022-2 A3 3.73 07/20/2026         |                  | 69.34     | 69.34        |
| 07/18/2025   | Principal Paydown  | 43815PAC3 | 42,462.69    | HAROT 2022-2 A3 3.73 07/20/2026         | 4,656.33         |           | 4,656.33     |
| 07/21/2025   | Coupon             | 379929AD4 | 75,000.00    | GMALT 2023-3 A3 5.38 11/20/2026         |                  | 194.99    | 194.99       |
| 07/21/2025   | Principal Paydown  | 379929AD4 | 75,000.00    | GMALT 2023-3 A3 5.38 11/20/2026         | 8,723.27         |           | 8,723.27     |
| 07/21/2025   | Coupon             | 43815JAC7 | 56,804.97    | HAROT 2023-1 A3 5.04 04/21/2027         |                  | 169.96    | 169.96       |
| 07/21/2025   | Principal Paydown  | 43815JAC7 | 56,804.97    | HAROT 2023-1 A3 5.04 04/21/2027         | 4,113.65         |           | 4,113.65     |
| 07/21/2025   | Coupon             | 78016HZZ0 | 150,000.00   | ROYAL BANK OF CANADA 4.875 01/19/2027   |                  | 3,656.25  | 3,656.25     |
| 07/23/2025   | Coupon             | 6174468C6 | 394,000.00   | MORGAN STANLEY 4.0 07/23/2025           |                  | 7,880.00  | 7,880.00     |
| 07/23/2025   | Final Maturity     | 6174468C6 | 394,000.00   | MORGAN STANLEY 4.0 07/23/2025           | 394,000.00       |           | 394,000.00   |
| 07/25/2025   | Coupon             | 05602RAD3 | 72,033.13    | BMWOT 2022-A A3 3.21 08/25/2026         |                  | 77.38     | 77.38        |
| 07/25/2025   | Principal Paydown  | 05602RAD3 | 72,033.13    | BMWOT 2022-A A3 3.21 08/25/2026         | 10,133.10        |           | 10,133.10    |
| 07/25/2025   | Coupon             | 096924AD7 | 220,000.00   | BMWOT 2025-A A3 4.56 09/25/2029         |                  | 836.00    | 836.00       |
| 07/25/2025   | Coupon             | 3137BNGT5 | 456,694.30   | FHMS K-054 A2 2.745 01/25/2026          |                  | 1,029.76  | 1,029.76     |
| 07/25/2025   | Principal Paydown  | 3137BNGT5 | 456,694.30   | FHMS K-054 A2 2.745 01/25/2026          | 10,069.42        |           | 10,069.42    |
| 07/25/2025   | Coupon             | 3137BVZ82 | 320,000.00   | FHMS K-063 A2 3.43 01/25/2027           |                  | 914.67    | 914.67       |
| 07/25/2025   | Coupon             | 3137FEBQ2 | 500,000.00   | FHMS K-072 A2 3.444 12/25/2027          |                  | 1,435.00  | 1,435.00     |
| 07/25/2025   | Coupon             | 3137FETN0 | 465,000.00   | FHMS K-073 A2 3.35 01/25/2028           |                  | 1,298.13  | 1,298.13     |
| 07/25/2025   | Coupon             | 3137FHPJ6 | 325,000.00   | FHMS K-080 A2 3.926 07/25/2028          |                  | 1,063.29  | 1,063.29     |
| 07/25/2025   | Coupon             | 3137FJEH8 | 155,000.00   | FHMS K-081 A2 3.9 08/25/2028            |                  | 503.75    | 503.75       |
| 07/25/2025   | Coupon             | 3137FJKE8 | 220,000.00   | FHMS K-082 A2 3.92 09/25/2028           |                  | 718.67    | 718.67       |

# CASH FLOW REPORT



City of Gardena Cons | Account #10647 | As of February 28, 2025

| Payment Date           | Transaction Type   | CUSIP     | Quantity   | Security Description                                                | Principal Amount    | Income            | Total Amount        |
|------------------------|--------------------|-----------|------------|---------------------------------------------------------------------|---------------------|-------------------|---------------------|
| 07/25/2025             | Coupon             | 3137FJXV6 | 297,000.00 | FHMS K-083 A2 4.05 09/25/2028                                       |                     | 1,002.38          | 1,002.38            |
| 07/25/2025             | Coupon             | 3137FJZ93 | 240,000.00 | FHMS K-084 A2 3.78 10/25/2028                                       |                     | 756.00            | 756.00              |
| 07/25/2025             | Coupon             | 3137H4BY5 | 315,000.00 | FHMS K-746 A2 2.031 09/25/2028                                      |                     | 533.14            | 533.14              |
| 07/31/2025             | Coupon             | 69371RS80 | 410,000.00 | PACCAR FINANCIAL CORP 4.6 01/31/2029                                |                     | 9,430.00          | 9,430.00            |
| <b>July 2025 Total</b> |                    |           |            |                                                                     | <b>1,555,657.54</b> | <b>105,783.07</b> | <b>1,661,440.61</b> |
| <b>AUGUST 2025</b>     |                    |           |            |                                                                     |                     |                   |                     |
| 08/01/2025             | Coupon             | 459058KW2 | 250,000.00 | INTERNATIONAL BANK FOR RECONSTRUCTION AND DEVELOPM 4.625 08/01/2028 |                     | 5,781.25          | 5,781.25            |
| 08/15/2025             | Coupon             | 02582JJZ4 | 125,000.00 | AMXCA 2023-1 A 4.87 05/15/2026                                      |                     | 507.29            | 507.29              |
| 08/15/2025             | Coupon             | 02582JKD1 | 340,000.00 | AMXCA 2023-3 A 5.23 09/15/2028                                      |                     | 1,481.83          | 1,481.83            |
| 08/15/2025             | Coupon             | 161571HT4 | 340,000.00 | CHAIT 2023-1 A 5.16 09/15/2028                                      |                     | 1,462.00          | 1,462.00            |
| 08/15/2025             | Coupon             | 43815BAC4 | 37,221.95  | HAROT 2022-1 A3 1.88 05/15/2026                                     |                     | 9.09              | 9.09                |
| 08/15/2025             | Effective Maturity | 43815BAC4 | 37,221.95  | HAROT 2022-1 A3 1.88 05/15/2026                                     | 5,798.93            |                   | 5,798.93            |
| 08/15/2025             | Coupon             | 438516CJ3 | 400,000.00 | HONEYWELL INTERNATIONAL INC 4.95 02/15/2028                         |                     | 9,900.00          | 9,900.00            |
| 08/15/2025             | Coupon             | 448976AD2 | 140,000.00 | HART 2024-C A3 4.41 05/15/2029                                      |                     | 514.50            | 514.50              |
| 08/15/2025             | Coupon             | 448979AD6 | 123,008.04 | HART 2023-A A3 4.58 04/15/2027                                      |                     | 287.74            | 287.74              |
| 08/15/2025             | Principal Paydown  | 448979AD6 | 123,008.04 | HART 2023-A A3 4.58 04/15/2027                                      | 9,130.75            |                   | 9,130.75            |
| 08/15/2025             | Coupon             | 44934QAD3 | 90,000.00  | HART 2024-B A3 4.84 03/15/2029                                      |                     | 363.00            | 363.00              |
| 08/15/2025             | Coupon             | 47787CAC7 | 310,000.00 | JDOT 2023-C A3 5.48 05/15/2028                                      |                     | 1,255.82          | 1,255.82            |
| 08/15/2025             | Principal Paydown  | 47787CAC7 | 310,000.00 | JDOT 2023-C A3 5.48 05/15/2028                                      | 16,444.98           |                   | 16,444.98           |
| 08/15/2025             | Coupon             | 47787JAC2 | 27,895.06  | JDOT 2022 A3 0.36 09/15/2026                                        |                     | 18.63             | 18.63               |
| 08/15/2025             | Principal Paydown  | 47787JAC2 | 27,895.06  | JDOT 2022 A3 0.36 09/15/2026                                        | 3,575.76            |                   | 3,575.76            |
| 08/15/2025             | Coupon             | 47800AAC4 | 66,609.45  | JDOT 2022-B A3 3.74 02/16/2027                                      |                     | 114.76            | 114.76              |
| 08/15/2025             | Principal Paydown  | 47800AAC4 | 66,609.45  | JDOT 2022-B A3 3.74 02/16/2027                                      | 3,619.08            |                   | 3,619.08            |
| 08/15/2025             | Coupon             | 47800BAC2 | 142,253.63 | JDOT 2022-C A3 5.09 06/15/2027                                      |                     | 381.00            | 381.00              |
| 08/15/2025             | Principal Paydown  | 47800BAC2 | 142,253.63 | JDOT 2022-C A3 5.09 06/15/2027                                      | 9,737.82            |                   | 9,737.82            |
| 08/15/2025             | Coupon             | 58769GAD5 | 130,000.00 | MBALT 2024-B A3 4.23 02/15/2028                                     |                     | 458.25            | 458.25              |
| 08/15/2025             | Coupon             | 58770AAC7 | 73,428.87  | MBART 2023-1 A3 4.51 11/15/2027                                     |                     | 191.52            | 191.52              |
| 08/15/2025             | Principal Paydown  | 58770AAC7 | 73,428.87  | MBART 2023-1 A3 4.51 11/15/2027                                     | 4,024.97            |                   | 4,024.97            |
| 08/15/2025             | Coupon             | 89238FAD5 | 36,097.50  | TAOT 2022-B A3 2.93 09/15/2026                                      |                     | 32.14             | 32.14               |
| 08/15/2025             | Principal Paydown  | 89238FAD5 | 36,097.50  | TAOT 2022-B A3 2.93 09/15/2026                                      | 4,142.72            |                   | 4,142.72            |

# CASH FLOW REPORT



City of Gardena Cons | Account #10647 | As of February 28, 2025

| Payment Date | Transaction Type  | CUSIP     | Quantity   | Security Description                                              | Principal Amount | Income   | Total Amount |
|--------------|-------------------|-----------|------------|-------------------------------------------------------------------|------------------|----------|--------------|
| 08/15/2025   | Coupon            | 89239TAD4 | 105,000.00 | TAOT 2024-D A3 4.4 06/15/2029                                     |                  | 385.00   | 385.00       |
| 08/15/2025   | Coupon            | 91282YB0  | 150,000.00 | UNITED STATES TREASURY 1.625 08/15/2029                           |                  | 1,218.75 | 1,218.75     |
| 08/18/2025   | Coupon            | 06428CAA2 | 300,000.00 | BANK OF AMERICA NA 5.526 08/18/2026                               |                  | 8,289.00 | 8,289.00     |
| 08/18/2025   | Coupon            | 362583AD8 | 108,888.73 | GMCAR 2023-2 A3 4.47 02/16/2028                                   |                  | 286.29   | 286.29       |
| 08/18/2025   | Principal Paydown | 362583AD8 | 108,888.73 | GMCAR 2023-2 A3 4.47 02/16/2028                                   | 5,901.84         |          | 5,901.84     |
| 08/18/2025   | Coupon            | 36265WAD5 | 43,196.61  | GMCAR 2022-3 A3 3.64 04/16/2027                                   |                  | 66.52    | 66.52        |
| 08/18/2025   | Principal Paydown | 36265WAD5 | 43,196.61  | GMCAR 2022-3 A3 3.64 04/16/2027                                   | 4,052.86         |          | 4,052.86     |
| 08/18/2025   | Coupon            | 38014AAD3 | 95,000.00  | GMCAR 2024-4 A3 4.4 08/16/2029                                    |                  | 348.33   | 348.33       |
| 08/18/2025   | Coupon            | 43815PAC3 | 42,462.69  | HAROT 2022-2 A3 3.73 07/20/2026                                   |                  | 54.86    | 54.86        |
| 08/18/2025   | Principal Paydown | 43815PAC3 | 42,462.69  | HAROT 2022-2 A3 3.73 07/20/2026                                   | 4,514.00         |          | 4,514.00     |
| 08/20/2025   | Coupon            | 379929AD4 | 75,000.00  | GMALT 2023-3 A3 5.38 11/20/2026                                   |                  | 155.89   | 155.89       |
| 08/20/2025   | Principal Paydown | 379929AD4 | 75,000.00  | GMALT 2023-3 A3 5.38 11/20/2026                                   | 8,333.18         |          | 8,333.18     |
| 08/21/2025   | Coupon            | 43815JAC7 | 56,804.97  | HAROT 2023-1 A3 5.04 04/21/2027                                   |                  | 152.69   | 152.69       |
| 08/21/2025   | Principal Paydown | 43815JAC7 | 56,804.97  | HAROT 2023-1 A3 5.04 04/21/2027                                   | 3,988.08         |          | 3,988.08     |
| 08/25/2025   | Coupon            | 037833BY5 | 400,000.00 | APPLE INC 3.25 02/23/2026                                         |                  | 6,500.00 | 6,500.00     |
| 08/25/2025   | Coupon            | 05602RAD3 | 72,033.13  | BMWOT 2022-A A3 3.21 08/25/2026                                   |                  | 50.28    | 50.28        |
| 08/25/2025   | Principal Paydown | 05602RAD3 | 72,033.13  | BMWOT 2022-A A3 3.21 08/25/2026                                   | 9,797.41         |          | 9,797.41     |
| 08/25/2025   | Coupon            | 096924AD7 | 220,000.00 | BMWOT 2025-A A3 4.56 09/25/2029                                   |                  | 836.00   | 836.00       |
| 08/25/2025   | Coupon            | 3137BNGT5 | 456,694.30 | FHMS K-054 A2 2.745 01/25/2026                                    |                  | 1,006.72 | 1,006.72     |
| 08/25/2025   | Principal Paydown | 3137BNGT5 | 456,694.30 | FHMS K-054 A2 2.745 01/25/2026                                    | 854.99           |          | 854.99       |
| 08/25/2025   | Coupon            | 3137BVZ82 | 320,000.00 | FHMS K-063 A2 3.43 01/25/2027                                     |                  | 914.67   | 914.67       |
| 08/25/2025   | Coupon            | 3137FEBQ2 | 500,000.00 | FHMS K-072 A2 3.444 12/25/2027                                    |                  | 1,435.00 | 1,435.00     |
| 08/25/2025   | Coupon            | 3137FETN0 | 465,000.00 | FHMS K-073 A2 3.35 01/25/2028                                     |                  | 1,298.13 | 1,298.13     |
| 08/25/2025   | Coupon            | 3137FHPJ6 | 325,000.00 | FHMS K-080 A2 3.926 07/25/2028                                    |                  | 1,063.29 | 1,063.29     |
| 08/25/2025   | Coupon            | 3137FJEH8 | 155,000.00 | FHMS K-081 A2 3.9 08/25/2028                                      |                  | 503.75   | 503.75       |
| 08/25/2025   | Coupon            | 3137FJKE8 | 220,000.00 | FHMS K-082 A2 3.92 09/25/2028                                     |                  | 718.67   | 718.67       |
| 08/25/2025   | Coupon            | 3137FJXV6 | 297,000.00 | FHMS K-083 A2 4.05 09/25/2028                                     |                  | 1,002.38 | 1,002.38     |
| 08/25/2025   | Coupon            | 3137FJZ93 | 240,000.00 | FHMS K-084 A2 3.78 10/25/2028                                     |                  | 756.00   | 756.00       |
| 08/25/2025   | Coupon            | 3137H4BY5 | 315,000.00 | FHMS K-746 A2 2.031 09/25/2028                                    |                  | 533.14   | 533.14       |
| 08/26/2025   | Coupon            | 17275RBQ4 | 170,000.00 | CISCO SYSTEMS INC 4.8 02/26/2027                                  |                  | 4,080.00 | 4,080.00     |
| 08/27/2025   | Coupon            | 459058LK7 | 170,000.00 | INTERNATIONAL BANK FOR RECONSTRUCTION AND DEVELOPM 4.0 08/27/2026 |                  | 3,400.00 | 3,400.00     |

# CASH FLOW REPORT



City of Gardena Cons | Account #10647 | As of February 28, 2025

| Payment Date             | Transaction Type  | CUSIP     | Quantity   | Security Description                   | Principal Amount | Income           | Total Amount      |
|--------------------------|-------------------|-----------|------------|----------------------------------------|------------------|------------------|-------------------|
| <b>August 2025 Total</b> |                   |           |            |                                        | <b>93,917.39</b> | <b>57,814.15</b> | <b>151,731.54</b> |
| <b>SEPTEMBER 2025</b>    |                   |           |            |                                        |                  |                  |                   |
| 09/02/2025               | Coupon            | 9128284Z0 | 750,000.00 | UNITED STATES TREASURY 2.75 08/31/2025 |                  | 10,312.50        | 10,312.50         |
| 09/02/2025               | Final Maturity    | 9128284Z0 | 750,000.00 | UNITED STATES TREASURY 2.75 08/31/2025 | 750,000.00       |                  | 750,000.00        |
| 09/09/2025               | Coupon            | 57636QAW4 | 290,000.00 | MASTERCARD INC 4.875 03/09/2028        |                  | 7,068.75         | 7,068.75          |
| 09/09/2025               | Coupon            | 931142EW9 | 80,000.00  | WALMART INC 3.9 09/09/2025             |                  | 1,560.00         | 1,560.00          |
| 09/09/2025               | Final Maturity    | 931142EW9 | 80,000.00  | WALMART INC 3.9 09/09/2025             | 80,000.00        |                  | 80,000.00         |
| 09/10/2025               | Coupon            | 3130ATS57 | 700,000.00 | FEDERAL HOME LOAN BANKS 4.5 03/10/2028 |                  | 15,750.00        | 15,750.00         |
| 09/15/2025               | Coupon            | 02582JJZ4 | 125,000.00 | AMXCA 2023-1 A 4.87 05/15/2026         |                  | 507.29           | 507.29            |
| 09/15/2025               | Coupon            | 02582JKD1 | 340,000.00 | AMXCA 2023-3 A 5.23 09/15/2028         |                  | 1,481.83         | 1,481.83          |
| 09/15/2025               | Coupon            | 161571HT4 | 340,000.00 | CHAIT 2023-1 A 5.16 09/15/2028         |                  | 1,462.00         | 1,462.00          |
| 09/15/2025               | Coupon            | 437076CR1 | 110,000.00 | HOME DEPOT INC 4.0 09/15/2025          |                  | 2,200.00         | 2,200.00          |
| 09/15/2025               | Final Maturity    | 437076CR1 | 110,000.00 | HOME DEPOT INC 4.0 09/15/2025          | 110,000.00       |                  | 110,000.00        |
| 09/15/2025               | Coupon            | 448976AD2 | 140,000.00 | HART 2024-C A3 4.41 05/15/2029         |                  | 514.50           | 514.50            |
| 09/15/2025               | Coupon            | 448979AD6 | 123,008.04 | HART 2023-A A3 4.58 04/15/2027         |                  | 252.89           | 252.89            |
| 09/15/2025               | Principal Paydown | 448979AD6 | 123,008.04 | HART 2023-A A3 4.58 04/15/2027         | 8,943.54         |                  | 8,943.54          |
| 09/15/2025               | Coupon            | 44934QAD3 | 90,000.00  | HART 2024-B A3 4.84 03/15/2029         |                  | 363.00           | 363.00            |
| 09/15/2025               | Coupon            | 47787CAC7 | 310,000.00 | JDOT 2023-C A3 5.48 05/15/2028         |                  | 1,180.72         | 1,180.72          |
| 09/15/2025               | Principal Paydown | 47787CAC7 | 310,000.00 | JDOT 2023-C A3 5.48 05/15/2028         | 13,059.33        |                  | 13,059.33         |
| 09/15/2025               | Coupon            | 47787JAC2 | 27,895.06  | JDOT 2022 A3 0.36 09/15/2026           |                  | 11.72            | 11.72             |
| 09/15/2025               | Principal Paydown | 47787JAC2 | 27,895.06  | JDOT 2022 A3 0.36 09/15/2026           | 3,482.73         |                  | 3,482.73          |
| 09/15/2025               | Coupon            | 47800AAC4 | 66,609.45  | JDOT 2022-B A3 3.74 02/16/2027         |                  | 103.48           | 103.48            |
| 09/15/2025               | Principal Paydown | 47800AAC4 | 66,609.45  | JDOT 2022-B A3 3.74 02/16/2027         | 3,769.70         |                  | 3,769.70          |
| 09/15/2025               | Coupon            | 47800BAC2 | 142,253.63 | JDOT 2022-C A3 5.09 06/15/2027         |                  | 339.70           | 339.70            |
| 09/15/2025               | Principal Paydown | 47800BAC2 | 142,253.63 | JDOT 2022-C A3 5.09 06/15/2027         | 8,374.50         |                  | 8,374.50          |
| 09/15/2025               | Coupon            | 58769GAD5 | 130,000.00 | MBALT 2024-B A3 4.23 02/15/2028        |                  | 458.25           | 458.25            |
| 09/15/2025               | Coupon            | 58770AAC7 | 73,428.87  | MBART 2023-1 A3 4.51 11/15/2027        |                  | 176.40           | 176.40            |
| 09/15/2025               | Principal Paydown | 58770AAC7 | 73,428.87  | MBART 2023-1 A3 4.51 11/15/2027        | 3,906.86         |                  | 3,906.86          |
| 09/15/2025               | Coupon            | 89238FAD5 | 36,097.50  | TAOT 2022-B A3 2.93 09/15/2026         |                  | 22.02            | 22.02             |
| 09/15/2025               | Principal Paydown | 89238FAD5 | 36,097.50  | TAOT 2022-B A3 2.93 09/15/2026         | 4,061.71         |                  | 4,061.71          |
| 09/15/2025               | Coupon            | 89239TAD4 | 105,000.00 | TAOT 2024-D A3 4.4 06/15/2029          |                  | 385.00           | 385.00            |
| 09/15/2025               | Coupon            | 91282CFK2 | 475,000.00 | UNITED STATES TREASURY 3.5 09/15/2025  |                  | 8,312.50         | 8,312.50          |



# CASH FLOW REPORT



City of Gardena Cons | Account #10647 | As of February 28, 2025

| Payment Date | Transaction Type  | CUSIP     | Quantity   | Security Description                    | Principal Amount | Income    | Total Amount |
|--------------|-------------------|-----------|------------|-----------------------------------------|------------------|-----------|--------------|
| 09/15/2025   | Final Maturity    | 91282CFK2 | 475,000.00 | UNITED STATES TREASURY 3.5 09/15/2025   | 475,000.00       |           | 475,000.00   |
| 09/16/2025   | Coupon            | 362583AD8 | 108,888.73 | GMCAR 2023-2 A3 4.47 02/16/2028         |                  | 264.30    | 264.30       |
| 09/16/2025   | Principal Paydown | 362583AD8 | 108,888.73 | GMCAR 2023-2 A3 4.47 02/16/2028         | 5,786.79         |           | 5,786.79     |
| 09/16/2025   | Coupon            | 36265WAD5 | 43,196.61  | GMCAR 2022-3 A3 3.64 04/16/2027         |                  | 54.23     | 54.23        |
| 09/16/2025   | Principal Paydown | 36265WAD5 | 43,196.61  | GMCAR 2022-3 A3 3.64 04/16/2027         | 3,964.69         |           | 3,964.69     |
| 09/16/2025   | Coupon            | 38014AAD3 | 95,000.00  | GMCAR 2024-4 A3 4.4 08/16/2029          |                  | 348.33    | 348.33       |
| 09/17/2025   | Coupon            | 931142ER0 | 40,000.00  | WALMART INC 1.05 09/17/2026             |                  | 210.00    | 210.00       |
| 09/18/2025   | Coupon            | 43815PAC3 | 42,462.69  | HAROT 2022-2 A3 3.73 07/20/2026         |                  | 40.83     | 40.83        |
| 09/18/2025   | Principal Paydown | 43815PAC3 | 42,462.69  | HAROT 2022-2 A3 3.73 07/20/2026         | 4,400.31         |           | 4,400.31     |
| 09/18/2025   | Coupon            | 857477CL5 | 365,000.00 | STATE STREET CORP 4.993 03/18/2027      |                  | 9,112.23  | 9,112.23     |
| 09/22/2025   | Coupon            | 379929AD4 | 75,000.00  | GMALT 2023-3 A3 5.38 11/20/2026         |                  | 118.53    | 118.53       |
| 09/22/2025   | Principal Paydown | 379929AD4 | 75,000.00  | GMALT 2023-3 A3 5.38 11/20/2026         | 9,593.89         |           | 9,593.89     |
| 09/22/2025   | Coupon            | 43815JAC7 | 56,804.97  | HAROT 2023-1 A3 5.04 04/21/2027         |                  | 135.94    | 135.94       |
| 09/22/2025   | Principal Paydown | 43815JAC7 | 56,804.97  | HAROT 2023-1 A3 5.04 04/21/2027         | 3,892.62         |           | 3,892.62     |
| 09/25/2025   | Coupon            | 05602RAD3 | 72,033.13  | BMWOT 2022-A A3 3.21 08/25/2026         |                  | 24.07     | 24.07        |
| 09/25/2025   | Principal Paydown | 05602RAD3 | 72,033.13  | BMWOT 2022-A A3 3.21 08/25/2026         | 8,284.28         |           | 8,284.28     |
| 09/25/2025   | Coupon            | 096924AD7 | 220,000.00 | BMWOT 2025-A A3 4.56 09/25/2029         |                  | 836.00    | 836.00       |
| 09/25/2025   | Coupon            | 3137BNGT5 | 456,694.30 | FHMS K-054 A2 2.745 01/25/2026          |                  | 1,004.77  | 1,004.77     |
| 09/25/2025   | Principal Paydown | 3137BNGT5 | 456,694.30 | FHMS K-054 A2 2.745 01/25/2026          | 856.19           |           | 856.19       |
| 09/25/2025   | Coupon            | 3137BVZ82 | 320,000.00 | FHMS K-063 A2 3.43 01/25/2027           |                  | 914.67    | 914.67       |
| 09/25/2025   | Coupon            | 3137FEBQ2 | 500,000.00 | FHMS K-072 A2 3.444 12/25/2027          |                  | 1,435.00  | 1,435.00     |
| 09/25/2025   | Coupon            | 3137FETN0 | 465,000.00 | FHMS K-073 A2 3.35 01/25/2028           |                  | 1,298.13  | 1,298.13     |
| 09/25/2025   | Coupon            | 3137FHPJ6 | 325,000.00 | FHMS K-080 A2 3.926 07/25/2028          |                  | 1,063.29  | 1,063.29     |
| 09/25/2025   | Coupon            | 3137FJEH8 | 155,000.00 | FHMS K-081 A2 3.9 08/25/2028            |                  | 503.75    | 503.75       |
| 09/25/2025   | Coupon            | 3137FJKE8 | 220,000.00 | FHMS K-082 A2 3.92 09/25/2028           |                  | 718.67    | 718.67       |
| 09/25/2025   | Coupon            | 3137FJXV6 | 297,000.00 | FHMS K-083 A2 4.05 09/25/2028           |                  | 1,002.38  | 1,002.38     |
| 09/25/2025   | Coupon            | 3137FJZ93 | 240,000.00 | FHMS K-084 A2 3.78 10/25/2028           |                  | 756.00    | 756.00       |
| 09/25/2025   | Coupon            | 3137H4BY5 | 315,000.00 | FHMS K-746 A2 2.031 09/25/2028          |                  | 533.14    | 533.14       |
| 09/30/2025   | Coupon            | 9128286L9 | 750,000.00 | UNITED STATES TREASURY 2.25 03/31/2026  |                  | 8,437.50  | 8,437.50     |
| 09/30/2025   | Coupon            | 912828YG9 | 300,000.00 | UNITED STATES TREASURY 1.625 09/30/2026 |                  | 2,437.50  | 2,437.50     |
| 09/30/2025   | Coupon            | 91282CEF4 | 750,000.00 | UNITED STATES TREASURY 2.5 03/31/2027   |                  | 9,375.00  | 9,375.00     |
| 09/30/2025   | Coupon            | 91282CFM8 | 570,000.00 | UNITED STATES TREASURY 4.125 09/30/2027 |                  | 11,756.25 | 11,756.25    |



# CASH FLOW REPORT



City of Gardena Cons | Account #10647 | As of February 28, 2025

| Payment Date                | Transaction Type   | CUSIP     | Quantity   | Security Description                    | Principal Amount    | Income            | Total Amount        |
|-----------------------------|--------------------|-----------|------------|-----------------------------------------|---------------------|-------------------|---------------------|
| 09/30/2025                  | Coupon             | 91282CGT2 | 600,000.00 | UNITED STATES TREASURY 3.625 03/31/2028 |                     | 10,875.00         | 10,875.00           |
| <b>September 2025 Total</b> |                    |           |            |                                         | <b>1,497,377.13</b> | <b>115,718.02</b> | <b>1,613,095.15</b> |
| <b>OCTOBER 2025</b>         |                    |           |            |                                         |                     |                   |                     |
| 10/06/2025                  | Coupon             | 89115A2W1 | 400,000.00 | TORONTO-DOMINION BANK 4.98 04/05/2027   |                     | 9,960.00          | 9,960.00            |
| 10/09/2025                  | Coupon             | 3130B3A29 | 600,000.00 | FEDERAL HOME LOAN BANKS 4.0 10/09/2026  |                     | 12,000.00         | 12,000.00           |
| 10/15/2025                  | Coupon             | 02582JJZ4 | 125,000.00 | AMXCA 2023-1 A 4.87 05/15/2026          |                     | 507.29            | 507.29              |
| 10/15/2025                  | Coupon             | 02582JKD1 | 340,000.00 | AMXCA 2023-3 A 5.23 09/15/2028          |                     | 1,481.83          | 1,481.83            |
| 10/15/2025                  | Coupon             | 161571HT4 | 340,000.00 | CHAIT 2023-1 A 5.16 09/15/2028          |                     | 1,462.00          | 1,462.00            |
| 10/15/2025                  | Coupon             | 20030NCS8 | 400,000.00 | COMCAST CORP 3.95 10/15/2025            |                     | 7,900.00          | 7,900.00            |
| 10/15/2025                  | Final Maturity     | 20030NCS8 | 400,000.00 | COMCAST CORP 3.95 10/15/2025            | 400,000.00          |                   | 400,000.00          |
| 10/15/2025                  | Coupon             | 448976AD2 | 140,000.00 | HART 2024-C A3 4.41 05/15/2029          |                     | 514.50            | 514.50              |
| 10/15/2025                  | Coupon             | 448979AD6 | 123,008.04 | HART 2023-A A3 4.58 04/15/2027          |                     | 218.75            | 218.75              |
| 10/15/2025                  | Principal Paydown  | 448979AD6 | 123,008.04 | HART 2023-A A3 4.58 04/15/2027          | 8,615.81            |                   | 8,615.81            |
| 10/15/2025                  | Coupon             | 44934QAD3 | 90,000.00  | HART 2024-B A3 4.84 03/15/2029          |                     | 363.00            | 363.00              |
| 10/15/2025                  | Coupon             | 47787CAC7 | 310,000.00 | JDOT 2023-C A3 5.48 05/15/2028          |                     | 1,121.08          | 1,121.08            |
| 10/15/2025                  | Principal Paydown  | 47787CAC7 | 310,000.00 | JDOT 2023-C A3 5.48 05/15/2028          | 15,261.21           |                   | 15,261.21           |
| 10/15/2025                  | Coupon             | 47787JAC2 | 27,895.06  | JDOT 2022 A3 0.36 09/15/2026            |                     | 4.99              | 4.99                |
| 10/15/2025                  | Effective Maturity | 47787JAC2 | 27,895.06  | JDOT 2022 A3 0.36 09/15/2026            | 2,578.79            |                   | 2,578.79            |
| 10/15/2025                  | Coupon             | 47800AAC4 | 66,609.45  | JDOT 2022-B A3 3.74 02/16/2027          |                     | 91.73             | 91.73               |
| 10/15/2025                  | Principal Paydown  | 47800AAC4 | 66,609.45  | JDOT 2022-B A3 3.74 02/16/2027          | 4,412.50            |                   | 4,412.50            |
| 10/15/2025                  | Coupon             | 47800BAC2 | 142,253.63 | JDOT 2022-C A3 5.09 06/15/2027          |                     | 304.18            | 304.18              |
| 10/15/2025                  | Principal Paydown  | 47800BAC2 | 142,253.63 | JDOT 2022-C A3 5.09 06/15/2027          | 6,252.10            |                   | 6,252.10            |
| 10/15/2025                  | Coupon             | 58769GAD5 | 130,000.00 | MBALT 2024-B A3 4.23 02/15/2028         |                     | 458.25            | 458.25              |
| 10/15/2025                  | Coupon             | 58770AAC7 | 73,428.87  | MBART 2023-1 A3 4.51 11/15/2027         |                     | 161.71            | 161.71              |
| 10/15/2025                  | Principal Paydown  | 58770AAC7 | 73,428.87  | MBART 2023-1 A3 4.51 11/15/2027         | 3,757.64            |                   | 3,757.64            |
| 10/15/2025                  | Coupon             | 89238FAD5 | 36,097.50  | TAOT 2022-B A3 2.93 09/15/2026          |                     | 12.10             | 12.10               |
| 10/15/2025                  | Principal Paydown  | 89238FAD5 | 36,097.50  | TAOT 2022-B A3 2.93 09/15/2026          | 3,939.30            |                   | 3,939.30            |
| 10/15/2025                  | Coupon             | 89239TAD4 | 105,000.00 | TAOT 2024-D A3 4.4 06/15/2029           |                     | 385.00            | 385.00              |
| 10/15/2025                  | Coupon             | 91282CFP1 | 550,000.00 | UNITED STATES TREASURY 4.25 10/15/2025  |                     | 11,687.50         | 11,687.50           |
| 10/15/2025                  | Final Maturity     | 91282CFP1 | 550,000.00 | UNITED STATES TREASURY 4.25 10/15/2025  | 550,000.00          |                   | 550,000.00          |
| 10/15/2025                  | Coupon             | 91282CGV7 | 400,000.00 | UNITED STATES TREASURY 3.75 04/15/2026  |                     | 7,500.00          | 7,500.00            |

# CASH FLOW REPORT



City of Gardena Cons | Account #10647 | As of February 28, 2025

| Payment Date         | Transaction Type   | CUSIP     | Quantity   | Security Description                                                | Principal Amount    | Income           | Total Amount        |
|----------------------|--------------------|-----------|------------|---------------------------------------------------------------------|---------------------|------------------|---------------------|
| 10/15/2025           | Coupon             | 91282CJC6 | 475,000.00 | UNITED STATES TREASURY 4.625 10/15/2026                             |                     | 10,984.38        | 10,984.38           |
| 10/16/2025           | Coupon             | 362583AD8 | 108,888.73 | GMCAR 2023-2 A3 4.47 02/16/2028                                     |                     | 242.75           | 242.75              |
| 10/16/2025           | Principal Paydown  | 362583AD8 | 108,888.73 | GMCAR 2023-2 A3 4.47 02/16/2028                                     | 5,552.72            |                  | 5,552.72            |
| 10/16/2025           | Coupon             | 36265WAD5 | 43,196.61  | GMCAR 2022-3 A3 3.64 04/16/2027                                     |                     | 42.20            | 42.20               |
| 10/16/2025           | Principal Paydown  | 36265WAD5 | 43,196.61  | GMCAR 2022-3 A3 3.64 04/16/2027                                     | 3,713.37            |                  | 3,713.37            |
| 10/16/2025           | Coupon             | 38014AAD3 | 95,000.00  | GMCAR 2024-4 A3 4.4 08/16/2029                                      |                     | 348.33           | 348.33              |
| 10/16/2025           | Coupon             | 459058LN1 | 300,000.00 | INTERNATIONAL BANK FOR RECONSTRUCTION AND DEVELOPM 3.875 10/16/2029 |                     | 5,812.50         | 5,812.50            |
| 10/20/2025           | Coupon             | 379929AD4 | 75,000.00  | GMALT 2023-3 A3 5.38 11/20/2026                                     |                     | 75.51            | 75.51               |
| 10/20/2025           | Principal Paydown  | 379929AD4 | 75,000.00  | GMALT 2023-3 A3 5.38 11/20/2026                                     | 8,977.47            |                  | 8,977.47            |
| 10/20/2025           | Coupon             | 43815PAC3 | 42,462.69  | HAROT 2022-2 A3 3.73 07/20/2026                                     |                     | 27.15            | 27.15               |
| 10/20/2025           | Principal Paydown  | 43815PAC3 | 42,462.69  | HAROT 2022-2 A3 3.73 07/20/2026                                     | 4,241.79            |                  | 4,241.79            |
| 10/21/2025           | Coupon             | 43815JAC7 | 56,804.97  | HAROT 2023-1 A3 5.04 04/21/2027                                     |                     | 119.59           | 119.59              |
| 10/21/2025           | Principal Paydown  | 43815JAC7 | 56,804.97  | HAROT 2023-1 A3 5.04 04/21/2027                                     | 3,748.22            |                  | 3,748.22            |
| 10/27/2025           | Coupon             | 05602RAD3 | 72,033.13  | BMWOT 2022-A A3 3.21 08/25/2026                                     |                     | 1.91             | 1.91                |
| 10/27/2025           | Effective Maturity | 05602RAD3 | 72,033.13  | BMWOT 2022-A A3 3.21 08/25/2026                                     | 712.73              |                  | 712.73              |
| 10/27/2025           | Coupon             | 096924AD7 | 220,000.00 | BMWOT 2025-A A3 4.56 09/25/2029                                     |                     | 836.00           | 836.00              |
| 10/27/2025           | Coupon             | 3137BNGT5 | 456,694.30 | FHMS K-054 A2 2.745 01/25/2026                                      |                     | 1,002.81         | 1,002.81            |
| 10/27/2025           | Principal Paydown  | 3137BNGT5 | 456,694.30 | FHMS K-054 A2 2.745 01/25/2026                                      | 17,475.46           |                  | 17,475.46           |
| 10/27/2025           | Coupon             | 3137BVZ82 | 320,000.00 | FHMS K-063 A2 3.43 01/25/2027                                       |                     | 914.67           | 914.67              |
| 10/27/2025           | Coupon             | 3137FEBQ2 | 500,000.00 | FHMS K-072 A2 3.444 12/25/2027                                      |                     | 1,435.00         | 1,435.00            |
| 10/27/2025           | Coupon             | 3137FETN0 | 465,000.00 | FHMS K-073 A2 3.35 01/25/2028                                       |                     | 1,298.13         | 1,298.13            |
| 10/27/2025           | Coupon             | 3137FHPJ6 | 325,000.00 | FHMS K-080 A2 3.926 07/25/2028                                      |                     | 1,063.29         | 1,063.29            |
| 10/27/2025           | Coupon             | 3137FJEH8 | 155,000.00 | FHMS K-081 A2 3.9 08/25/2028                                        |                     | 503.75           | 503.75              |
| 10/27/2025           | Coupon             | 3137FJKE8 | 220,000.00 | FHMS K-082 A2 3.92 09/25/2028                                       |                     | 718.67           | 718.67              |
| 10/27/2025           | Coupon             | 3137FJXV6 | 297,000.00 | FHMS K-083 A2 4.05 09/25/2028                                       |                     | 1,002.38         | 1,002.38            |
| 10/27/2025           | Coupon             | 3137FJZ93 | 240,000.00 | FHMS K-084 A2 3.78 10/25/2028                                       |                     | 756.00           | 756.00              |
| 10/27/2025           | Coupon             | 3137H4BY5 | 315,000.00 | FHMS K-746 A2 2.031 09/25/2028                                      |                     | 533.14           | 533.14              |
| <b>October 2025</b>  |                    |           |            |                                                                     |                     |                  |                     |
| <b>Total</b>         |                    |           |            |                                                                     | <b>1,039,239.10</b> | <b>83,852.06</b> | <b>1,123,091.16</b> |
| <b>NOVEMBER 2025</b> |                    |           |            |                                                                     |                     |                  |                     |

# CASH FLOW REPORT



City of Gardena Cons | Account #10647 | As of February 28, 2025

| Payment Date | Transaction Type  | CUSIP     | Quantity   | Security Description                                             | Principal Amount | Income    | Total Amount |
|--------------|-------------------|-----------|------------|------------------------------------------------------------------|------------------|-----------|--------------|
| 11/03/2025   | Coupon            | 74456QBU9 | 300,000.00 | PUBLIC SERVICE ELECTRIC AND GAS CO 3.7 05/01/2028                |                  | 5,550.00  | 5,550.00     |
| 11/07/2025   | Coupon            | 3135G06G3 | 350,000.00 | FEDERAL NATIONAL MORTGAGE ASSOCIATION 0.5 11/07/2025             |                  | 875.00    | 875.00       |
| 11/07/2025   | Final Maturity    | 3135G06G3 | 350,000.00 | FEDERAL NATIONAL MORTGAGE ASSOCIATION 0.5 11/07/2025             | 350,000.00       |           | 350,000.00   |
| 11/10/2025   | Coupon            | 665859AW4 | 450,000.00 | NORTHERN TRUST CORP 4.0 05/10/2027                               |                  | 9,000.00  | 9,000.00     |
| 11/13/2025   | Coupon            | 63743HFK3 | 390,000.00 | NATIONAL RURAL UTILITIES COOPERATIVE FINANCE CORP 5.6 11/13/2026 |                  | 10,920.00 | 10,920.00    |
| 11/14/2025   | Coupon            | 14913UAL4 | 405,000.00 | CATERPILLAR FINANCIAL SERVICES CORP 5.0 05/14/2027               |                  | 10,125.00 | 10,125.00    |
| 11/17/2025   | Coupon            | 02582JJZ4 | 125,000.00 | AMXCA 2023-1 A 4.87 05/15/2026                                   |                  | 507.29    | 507.29       |
| 11/17/2025   | Coupon            | 02582JKD1 | 340,000.00 | AMXCA 2023-3 A 5.23 09/15/2028                                   |                  | 1,481.83  | 1,481.83     |
| 11/17/2025   | Coupon            | 161571HT4 | 340,000.00 | CHAIT 2023-1 A 5.16 09/15/2028                                   |                  | 1,462.00  | 1,462.00     |
| 11/17/2025   | Coupon            | 362583AD8 | 108,888.73 | GMCAR 2023-2 A3 4.47 02/16/2028                                  |                  | 222.06    | 222.06       |
| 11/17/2025   | Principal Paydown | 362583AD8 | 108,888.73 | GMCAR 2023-2 A3 4.47 02/16/2028                                  | 4,714.54         |           | 4,714.54     |
| 11/17/2025   | Coupon            | 36265WAD5 | 43,196.61  | GMCAR 2022-3 A3 3.64 04/16/2027                                  |                  | 30.94     | 30.94        |
| 11/17/2025   | Principal Paydown | 36265WAD5 | 43,196.61  | GMCAR 2022-3 A3 3.64 04/16/2027                                  | 3,510.32         |           | 3,510.32     |
| 11/17/2025   | Coupon            | 38014AAD3 | 95,000.00  | GMCAR 2024-4 A3 4.4 08/16/2029                                   |                  | 348.33    | 348.33       |
| 11/17/2025   | Coupon            | 448976AD2 | 140,000.00 | HART 2024-C A3 4.41 05/15/2029                                   |                  | 514.50    | 514.50       |
| 11/17/2025   | Coupon            | 448979AD6 | 123,008.04 | HART 2023-A A3 4.58 04/15/2027                                   |                  | 185.87    | 185.87       |
| 11/17/2025   | Principal Paydown | 448979AD6 | 123,008.04 | HART 2023-A A3 4.58 04/15/2027                                   | 8,214.42         |           | 8,214.42     |
| 11/17/2025   | Coupon            | 44934QAD3 | 90,000.00  | HART 2024-B A3 4.84 03/15/2029                                   |                  | 363.00    | 363.00       |
| 11/17/2025   | Coupon            | 47787CAC7 | 310,000.00 | JDOT 2023-C A3 5.48 05/15/2028                                   |                  | 1,051.39  | 1,051.39     |
| 11/17/2025   | Principal Paydown | 47787CAC7 | 310,000.00 | JDOT 2023-C A3 5.48 05/15/2028                                   | 16,353.10        |           | 16,353.10    |
| 11/17/2025   | Coupon            | 47800AAC4 | 66,609.45  | JDOT 2022-B A3 3.74 02/16/2027                                   |                  | 77.98     | 77.98        |
| 11/17/2025   | Principal Paydown | 47800AAC4 | 66,609.45  | JDOT 2022-B A3 3.74 02/16/2027                                   | 4,698.89         |           | 4,698.89     |
| 11/17/2025   | Coupon            | 47800BAC2 | 142,253.63 | JDOT 2022-C A3 5.09 06/15/2027                                   |                  | 277.66    | 277.66       |
| 11/17/2025   | Principal Paydown | 47800BAC2 | 142,253.63 | JDOT 2022-C A3 5.09 06/15/2027                                   | 6,851.86         |           | 6,851.86     |
| 11/17/2025   | Coupon            | 58769GAD5 | 130,000.00 | MBALT 2024-B A3 4.23 02/15/2028                                  |                  | 458.25    | 458.25       |
| 11/17/2025   | Coupon            | 58770AAC7 | 73,428.87  | MBART 2023-1 A3 4.51 11/15/2027                                  |                  | 147.59    | 147.59       |
| 11/17/2025   | Principal Paydown | 58770AAC7 | 73,428.87  | MBART 2023-1 A3 4.51 11/15/2027                                  | 3,676.07         |           | 3,676.07     |
| 11/17/2025   | Coupon            | 58933YBH7 | 90,000.00  | MERCK & CO INC 4.05 05/17/2028                                   |                  | 1,822.50  | 1,822.50     |

# CASH FLOW REPORT



City of Gardena Cons | Account #10647 | As of February 28, 2025

| Payment Date               | Transaction Type   | CUSIP     | Quantity   | Security Description                                  | Principal Amount  | Income           | Total Amount      |
|----------------------------|--------------------|-----------|------------|-------------------------------------------------------|-------------------|------------------|-------------------|
| 11/17/2025                 | Coupon             | 89236TMF9 | 400,000.00 | TOYOTA MOTOR CREDIT CORP 5.05 05/16/2029              |                   | 10,100.00        | 10,100.00         |
| 11/17/2025                 | Coupon             | 89238FAD5 | 36,097.50  | TAOT 2022-B A3 2.93 09/15/2026                        |                   | 2.49             | 2.49              |
| 11/17/2025                 | Effective Maturity | 89238FAD5 | 36,097.50  | TAOT 2022-B A3 2.93 09/15/2026                        | 1,018.03          |                  | 1,018.03          |
| 11/17/2025                 | Coupon             | 89239TAD4 | 105,000.00 | TAOT 2024-D A3 4.4 06/15/2029                         |                   | 385.00           | 385.00            |
| 11/17/2025                 | Coupon             | 9128283F5 | 800,000.00 | UNITED STATES TREASURY 2.25 11/15/2027                |                   | 9,000.00         | 9,000.00          |
| 11/17/2025                 | Coupon             | 912828R36 | 250,000.00 | UNITED STATES TREASURY 1.625 05/15/2026               |                   | 2,031.25         | 2,031.25          |
| 11/17/2025                 | Coupon             | 912828U24 | 625,000.00 | UNITED STATES TREASURY 2.0 11/15/2026                 |                   | 6,250.00         | 6,250.00          |
| 11/17/2025                 | Coupon             | 912828X88 | 350,000.00 | UNITED STATES TREASURY 2.375 05/15/2027               |                   | 4,156.25         | 4,156.25          |
| 11/18/2025                 | Coupon             | 43815PAC3 | 42,462.69  | HAROT 2022-2 A3 3.73 07/20/2026                       |                   | 13.97            | 13.97             |
| 11/18/2025                 | Principal Paydown  | 43815PAC3 | 42,462.69  | HAROT 2022-2 A3 3.73 07/20/2026                       | 4,129.07          |                  | 4,129.07          |
| 11/20/2025                 | Coupon             | 3133ERFJ5 | 330,000.00 | FEDERAL FARM CREDIT BANKS FUNDING CORP 4.5 05/20/2027 |                   | 7,425.00         | 7,425.00          |
| 11/20/2025                 | Coupon             | 379929AD4 | 75,000.00  | GMALT 2023-3 A3 5.38 11/20/2026                       |                   | 35.26            | 35.26             |
| 11/20/2025                 | Effective Maturity | 379929AD4 | 75,000.00  | GMALT 2023-3 A3 5.38 11/20/2026                       | 7,865.46          |                  | 7,865.46          |
| 11/21/2025                 | Coupon             | 43815JAC7 | 56,804.97  | HAROT 2023-1 A3 5.04 04/21/2027                       |                   | 103.84           | 103.84            |
| 11/21/2025                 | Principal Paydown  | 43815JAC7 | 56,804.97  | HAROT 2023-1 A3 5.04 04/21/2027                       | 3,294.25          |                  | 3,294.25          |
| 11/25/2025                 | Coupon             | 096924AD7 | 220,000.00 | BMWOT 2025-A A3 4.56 09/25/2029                       |                   | 836.00           | 836.00            |
| 11/25/2025                 | Coupon             | 3137BNGT5 | 456,694.30 | FHMS K-054 A2 2.745 01/25/2026                        |                   | 962.83           | 962.83            |
| 11/25/2025                 | Principal Paydown  | 3137BNGT5 | 456,694.30 | FHMS K-054 A2 2.745 01/25/2026                        | 18,183.50         |                  | 18,183.50         |
| 11/25/2025                 | Coupon             | 3137BVZ82 | 320,000.00 | FHMS K-063 A2 3.43 01/25/2027                         |                   | 914.67           | 914.67            |
| 11/25/2025                 | Coupon             | 3137FEBQ2 | 500,000.00 | FHMS K-072 A2 3.444 12/25/2027                        |                   | 1,435.00         | 1,435.00          |
| 11/25/2025                 | Coupon             | 3137FETN0 | 465,000.00 | FHMS K-073 A2 3.35 01/25/2028                         |                   | 1,298.13         | 1,298.13          |
| 11/25/2025                 | Coupon             | 3137FHPJ6 | 325,000.00 | FHMS K-080 A2 3.926 07/25/2028                        |                   | 1,063.29         | 1,063.29          |
| 11/25/2025                 | Coupon             | 3137FJEH8 | 155,000.00 | FHMS K-081 A2 3.9 08/25/2028                          |                   | 503.75           | 503.75            |
| 11/25/2025                 | Coupon             | 3137FJKE8 | 220,000.00 | FHMS K-082 A2 3.92 09/25/2028                         |                   | 718.67           | 718.67            |
| 11/25/2025                 | Coupon             | 3137FJXV6 | 297,000.00 | FHMS K-083 A2 4.05 09/25/2028                         |                   | 1,002.38         | 1,002.38          |
| 11/25/2025                 | Coupon             | 3137FJZ93 | 240,000.00 | FHMS K-084 A2 3.78 10/25/2028                         |                   | 756.00           | 756.00            |
| 11/25/2025                 | Coupon             | 3137H4BY5 | 315,000.00 | FHMS K-746 A2 2.031 09/25/2028                        |                   | 533.14           | 533.14            |
| <b>November 2025 Total</b> |                    |           |            |                                                       | <b>432,509.50</b> | <b>94,948.10</b> | <b>527,457.60</b> |
| <b>DECEMBER 2025</b>       |                    |           |            |                                                       |                   |                  |                   |
| 12/01/2025                 | Coupon             | 26444HAH4 | 450,000.00 | DUKE ENERGY FLORIDA LLC 2.5 12/01/2029                |                   | 5,625.00         | 5,625.00          |

# CASH FLOW REPORT



City of Gardena Cons | Account #10647 | As of February 28, 2025

| Payment Date | Transaction Type  | CUSIP     | Quantity   | Security Description                                      | Principal Amount | Income    | Total Amount |
|--------------|-------------------|-----------|------------|-----------------------------------------------------------|------------------|-----------|--------------|
| 12/01/2025   | Coupon            | 91282CAZ4 | 750,000.00 | UNITED STATES TREASURY 0.375 11/30/2025                   |                  | 1,406.25  | 1,406.25     |
| 12/01/2025   | Final Maturity    | 91282CAZ4 | 750,000.00 | UNITED STATES TREASURY 0.375 11/30/2025                   | 750,000.00       |           | 750,000.00   |
| 12/01/2025   | Coupon            | 91282CMA6 | 200,000.00 | UNITED STATES TREASURY 4.125 11/30/2029                   |                  | 4,125.00  | 4,125.00     |
| 12/08/2025   | Coupon            | 3133ERGL9 | 450,000.00 | FEDERAL FARM CREDIT BANKS FUNDING CORP<br>4.5 06/07/2028  |                  | 10,125.00 | 10,125.00    |
| 12/11/2025   | Coupon            | 89115A2V3 | 160,000.00 | TORONTO-DOMINION BANK 5.264 12/11/2026                    |                  | 4,211.20  | 4,211.20     |
| 12/15/2025   | Coupon            | 02582JJZ4 | 125,000.00 | AMXCA 2023-1 A 4.87 05/15/2026                            |                  | 507.29    | 507.29       |
| 12/15/2025   | Coupon            | 02582JKD1 | 340,000.00 | AMXCA 2023-3 A 5.23 09/15/2028                            |                  | 1,481.83  | 1,481.83     |
| 12/15/2025   | Coupon            | 161571HT4 | 340,000.00 | CHAIT 2023-1 A 5.16 09/15/2028                            |                  | 1,462.00  | 1,462.00     |
| 12/15/2025   | Coupon            | 3133EPN50 | 650,000.00 | FEDERAL FARM CREDIT BANKS FUNDING CORP<br>4.25 12/15/2028 |                  | 13,812.50 | 13,812.50    |
| 12/15/2025   | Coupon            | 341081GT8 | 330,000.00 | FLORIDA POWER & LIGHT CO 5.15 06/15/2029                  |                  | 8,497.50  | 8,497.50     |
| 12/15/2025   | Coupon            | 448976AD2 | 140,000.00 | HART 2024-C A3 4.41 05/15/2029                            |                  | 514.50    | 514.50       |
| 12/15/2025   | Coupon            | 448979AD6 | 123,008.04 | HART 2023-A A3 4.58 04/15/2027                            |                  | 154.52    | 154.52       |
| 12/15/2025   | Principal Paydown | 448979AD6 | 123,008.04 | HART 2023-A A3 4.58 04/15/2027                            | 7,420.86         |           | 7,420.86     |
| 12/15/2025   | Coupon            | 44934QAD3 | 90,000.00  | HART 2024-B A3 4.84 03/15/2029                            |                  | 363.00    | 363.00       |
| 12/15/2025   | Coupon            | 47787CAC7 | 310,000.00 | JDOT 2023-C A3 5.48 05/15/2028                            |                  | 976.71    | 976.71       |
| 12/15/2025   | Principal Paydown | 47787CAC7 | 310,000.00 | JDOT 2023-C A3 5.48 05/15/2028                            | 12,148.93        |           | 12,148.93    |
| 12/15/2025   | Coupon            | 47800AAC4 | 66,609.45  | JDOT 2022-B A3 3.74 02/16/2027                            |                  | 63.33     | 63.33        |
| 12/15/2025   | Principal Paydown | 47800AAC4 | 66,609.45  | JDOT 2022-B A3 3.74 02/16/2027                            | 3,506.11         |           | 3,506.11     |
| 12/15/2025   | Coupon            | 47800BAC2 | 142,253.63 | JDOT 2022-C A3 5.09 06/15/2027                            |                  | 248.59    | 248.59       |
| 12/15/2025   | Principal Paydown | 47800BAC2 | 142,253.63 | JDOT 2022-C A3 5.09 06/15/2027                            | 5,573.75         |           | 5,573.75     |
| 12/15/2025   | Coupon            | 58769GAD5 | 130,000.00 | MBALT 2024-B A3 4.23 02/15/2028                           |                  | 458.25    | 458.25       |
| 12/15/2025   | Coupon            | 58770AAC7 | 73,428.87  | MBART 2023-1 A3 4.51 11/15/2027                           |                  | 133.78    | 133.78       |
| 12/15/2025   | Principal Paydown | 58770AAC7 | 73,428.87  | MBART 2023-1 A3 4.51 11/15/2027                           | 3,499.67         |           | 3,499.67     |
| 12/15/2025   | Coupon            | 89239TAD4 | 105,000.00 | TAOT 2024-D A3 4.4 06/15/2029                             |                  | 385.00    | 385.00       |
| 12/15/2025   | Coupon            | 91282CGA3 | 600,000.00 | UNITED STATES TREASURY 4.0 12/15/2025                     |                  | 12,000.00 | 12,000.00    |
| 12/15/2025   | Final Maturity    | 91282CGA3 | 600,000.00 | UNITED STATES TREASURY 4.0 12/15/2025                     | 600,000.00       |           | 600,000.00   |
| 12/15/2025   | Coupon            | 91282CHH7 | 475,000.00 | UNITED STATES TREASURY 4.125 06/15/2026                   |                  | 9,796.88  | 9,796.88     |
| 12/15/2025   | Coupon            | 91282CJP7 | 300,000.00 | UNITED STATES TREASURY 4.375 12/15/2026                   |                  | 6,562.50  | 6,562.50     |
| 12/16/2025   | Coupon            | 362583AD8 | 108,888.73 | GMCAR 2023-2 A3 4.47 02/16/2028                           |                  | 204.50    | 204.50       |
| 12/16/2025   | Principal Paydown | 362583AD8 | 108,888.73 | GMCAR 2023-2 A3 4.47 02/16/2028                           | 4,449.97         |           | 4,449.97     |

# CASH FLOW REPORT



City of Gardena Cons | Account #10647 | As of February 28, 2025

| Payment Date               | Transaction Type   | CUSIP     | Quantity   | Security Description                                              | Principal Amount    | Income            | Total Amount        |
|----------------------------|--------------------|-----------|------------|-------------------------------------------------------------------|---------------------|-------------------|---------------------|
| 12/16/2025                 | Coupon             | 36265WAD5 | 43,196.61  | GMCAR 2022-3 A3 3.64 04/16/2027                                   |                     | 20.29             | 20.29               |
| 12/16/2025                 | Principal Paydown  | 36265WAD5 | 43,196.61  | GMCAR 2022-3 A3 3.64 04/16/2027                                   | 3,337.59            |                   | 3,337.59            |
| 12/16/2025                 | Coupon             | 38014AAD3 | 95,000.00  | GMCAR 2024-4 A3 4.4 08/16/2029                                    |                     | 348.33            | 348.33              |
| 12/18/2025                 | Coupon             | 43815PAC3 | 42,462.69  | HAROT 2022-2 A3 3.73 07/20/2026                                   |                     | 1.14              | 1.14                |
| 12/18/2025                 | Effective Maturity | 43815PAC3 | 42,462.69  | HAROT 2022-2 A3 3.73 07/20/2026                                   | 365.31              |                   | 365.31              |
| 12/22/2025                 | Coupon             | 43815JAC7 | 56,804.97  | HAROT 2023-1 A3 5.04 04/21/2027                                   |                     | 90.01             | 90.01               |
| 12/22/2025                 | Principal Paydown  | 43815JAC7 | 56,804.97  | HAROT 2023-1 A3 5.04 04/21/2027                                   | 3,145.29            |                   | 3,145.29            |
| 12/25/2025                 | Coupon             | 3137BNGT5 | 456,694.30 | FHMS K-054 A2 2.745 01/25/2026                                    |                     | 921.24            | 921.24              |
| 12/25/2025                 | Principal Paydown  | 3137BNGT5 | 456,694.30 | FHMS K-054 A2 2.745 01/25/2026                                    | 114,832.82          |                   | 114,832.82          |
| 12/25/2025                 | Coupon             | 3137BVZ82 | 320,000.00 | FHMS K-063 A2 3.43 01/25/2027                                     |                     | 914.67            | 914.67              |
| 12/25/2025                 | Coupon             | 3137FEBQ2 | 500,000.00 | FHMS K-072 A2 3.444 12/25/2027                                    |                     | 1,435.00          | 1,435.00            |
| 12/25/2025                 | Coupon             | 3137FETN0 | 465,000.00 | FHMS K-073 A2 3.35 01/25/2028                                     |                     | 1,298.13          | 1,298.13            |
| 12/25/2025                 | Coupon             | 3137FHPJ6 | 325,000.00 | FHMS K-080 A2 3.926 07/25/2028                                    |                     | 1,063.29          | 1,063.29            |
| 12/25/2025                 | Coupon             | 3137FJEH8 | 155,000.00 | FHMS K-081 A2 3.9 08/25/2028                                      |                     | 503.75            | 503.75              |
| 12/25/2025                 | Coupon             | 3137FJKE8 | 220,000.00 | FHMS K-082 A2 3.92 09/25/2028                                     |                     | 718.67            | 718.67              |
| 12/25/2025                 | Coupon             | 3137FJXV6 | 297,000.00 | FHMS K-083 A2 4.05 09/25/2028                                     |                     | 1,002.38          | 1,002.38            |
| 12/25/2025                 | Coupon             | 3137FJZ93 | 240,000.00 | FHMS K-084 A2 3.78 10/25/2028                                     |                     | 756.00            | 756.00              |
| 12/25/2025                 | Coupon             | 3137H4BY5 | 315,000.00 | FHMS K-746 A2 2.031 09/25/2028                                    |                     | 533.14            | 533.14              |
| 12/26/2025                 | Coupon             | 096924AD7 | 220,000.00 | BMWOT 2025-A A3 4.56 09/25/2029                                   |                     | 836.00            | 836.00              |
| 12/26/2025                 | Coupon             | 437076DC3 | 295,000.00 | HOME DEPOT INC 4.75 06/25/2029                                    |                     | 7,006.25          | 7,006.25            |
| 12/31/2025                 | Coupon             | 91282CGC9 | 500,000.00 | UNITED STATES TREASURY 3.875 12/31/2027                           |                     | 9,687.50          | 9,687.50            |
| <b>December 2025 Total</b> |                    |           |            |                                                                   | <b>1,508,280.30</b> | <b>110,250.90</b> | <b>1,618,531.20</b> |
| <b>JANUARY 2026</b>        |                    |           |            |                                                                   |                     |                   |                     |
| 01/07/2026                 | Coupon             | 24422EXZ7 | 280,000.00 | JOHN DEERE CAPITAL CORP 4.65 01/07/2028                           |                     | 6,510.00          | 6,510.00            |
| 01/12/2026                 | Coupon             | 459058KT9 | 250,000.00 | INTERNATIONAL BANK FOR RECONSTRUCTION AND DEVELOPM 3.5 07/12/2028 |                     | 4,375.00          | 4,375.00            |
| 01/15/2026                 | Coupon             | 02582JJZ4 | 125,000.00 | AMXCA 2023-1 A 4.87 05/15/2026                                    |                     | 507.29            | 507.29              |
| 01/15/2026                 | Coupon             | 02582JKD1 | 340,000.00 | AMXCA 2023-3 A 5.23 09/15/2028                                    |                     | 1,481.83          | 1,481.83            |
| 01/15/2026                 | Coupon             | 161571HT4 | 340,000.00 | CHAIT 2023-1 A 5.16 09/15/2028                                    |                     | 1,462.00          | 1,462.00            |
| 01/15/2026                 | Coupon             | 448976AD2 | 140,000.00 | HART 2024-C A3 4.41 05/15/2029                                    |                     | 514.50            | 514.50              |
| 01/15/2026                 | Coupon             | 448979AD6 | 123,008.04 | HART 2023-A A3 4.58 04/15/2027                                    |                     | 126.19            | 126.19              |



# CASH FLOW REPORT



City of Gardena Cons | Account #10647 | As of February 28, 2025

| Payment Date | Transaction Type  | CUSIP     | Quantity     | Security Description                    | Principal Amount | Income    | Total Amount |
|--------------|-------------------|-----------|--------------|-----------------------------------------|------------------|-----------|--------------|
| 01/15/2026   | Principal Paydown | 448979AD6 | 123,008.04   | HART 2023-A A3 4.58 04/15/2027          | 7,291.13         |           | 7,291.13     |
| 01/15/2026   | Coupon            | 44934QAD3 | 90,000.00    | HART 2024-B A3 4.84 03/15/2029          |                  | 363.00    | 363.00       |
| 01/15/2026   | Coupon            | 47787CAC7 | 310,000.00   | JDOT 2023-C A3 5.48 05/15/2028          |                  | 921.23    | 921.23       |
| 01/15/2026   | Principal Paydown | 47787CAC7 | 310,000.00   | JDOT 2023-C A3 5.48 05/15/2028          | 17,572.43        |           | 17,572.43    |
| 01/15/2026   | Coupon            | 47800AAC4 | 66,609.45    | JDOT 2022-B A3 3.74 02/16/2027          |                  | 52.41     | 52.41        |
| 01/15/2026   | Principal Paydown | 47800AAC4 | 66,609.45    | JDOT 2022-B A3 3.74 02/16/2027          | 5,799.80         |           | 5,799.80     |
| 01/15/2026   | Coupon            | 47800BAC2 | 142,253.63   | JDOT 2022-C A3 5.09 06/15/2027          |                  | 224.95    | 224.95       |
| 01/15/2026   | Principal Paydown | 47800BAC2 | 142,253.63   | JDOT 2022-C A3 5.09 06/15/2027          | 9,008.23         |           | 9,008.23     |
| 01/15/2026   | Coupon            | 58769GAD5 | 130,000.00   | MBALT 2024-B A3 4.23 02/15/2028         |                  | 458.25    | 458.25       |
| 01/15/2026   | Principal Paydown | 58769GAD5 | 130,000.00   | MBALT 2024-B A3 4.23 02/15/2028         | 9,795.96         |           | 9,795.96     |
| 01/15/2026   | Coupon            | 58770AAC7 | 73,428.87    | MBART 2023-1 A3 4.51 11/15/2027         |                  | 120.62    | 120.62       |
| 01/15/2026   | Principal Paydown | 58770AAC7 | 73,428.87    | MBART 2023-1 A3 4.51 11/15/2027         | 3,439.71         |           | 3,439.71     |
| 01/15/2026   | Coupon            | 89239TAD4 | 105,000.00   | TAOT 2024-D A3 4.4 06/15/2029           |                  | 385.00    | 385.00       |
| 01/15/2026   | Coupon            | 91282CKZ3 | 1,000,000.00 | UNITED STATES TREASURY 4.375 07/15/2027 |                  | 21,875.00 | 21,875.00    |
| 01/15/2026   | Coupon            | 91324PEU2 | 350,000.00   | UNITEDHEALTH GROUP INC 4.25 01/15/2029  |                  | 7,437.50  | 7,437.50     |
| 01/16/2026   | Coupon            | 362583AD8 | 108,888.73   | GMCAR 2023-2 A3 4.47 02/16/2028         |                  | 187.93    | 187.93       |
| 01/16/2026   | Principal Paydown | 362583AD8 | 108,888.73   | GMCAR 2023-2 A3 4.47 02/16/2028         | 4,370.71         |           | 4,370.71     |
| 01/16/2026   | Coupon            | 36265WAD5 | 43,196.61    | GMCAR 2022-3 A3 3.64 04/16/2027         |                  | 10.16     | 10.16        |
| 01/16/2026   | Principal Paydown | 36265WAD5 | 43,196.61    | GMCAR 2022-3 A3 3.64 04/16/2027         | 3,273.99         |           | 3,273.99     |
| 01/16/2026   | Coupon            | 38014AAD3 | 95,000.00    | GMCAR 2024-4 A3 4.4 08/16/2029          |                  | 348.33    | 348.33       |
| 01/20/2026   | Coupon            | 713448FX1 | 295,000.00   | PEPSICO INC 4.5 07/17/2029              |                  | 6,637.50  | 6,637.50     |
| 01/20/2026   | Coupon            | 78016HZT0 | 150,000.00   | ROYAL BANK OF CANADA 4.875 01/19/2027   |                  | 3,656.25  | 3,656.25     |
| 01/21/2026   | Coupon            | 43815JAC7 | 56,804.97    | HAROT 2023-1 A3 5.04 04/21/2027         |                  | 76.80     | 76.80        |
| 01/21/2026   | Principal Paydown | 43815JAC7 | 56,804.97    | HAROT 2023-1 A3 5.04 04/21/2027         | 3,076.42         |           | 3,076.42     |
| 01/26/2026   | Coupon            | 096924AD7 | 220,000.00   | BMWOT 2025-A A3 4.56 09/25/2029         |                  | 836.00    | 836.00       |
| 01/26/2026   | Coupon            | 3137BNGT5 | 456,694.30   | FHMS K-054 A2 2.745 01/25/2026          |                  | 658.56    | 658.56       |
| 01/26/2026   | Final Maturity    | 3137BNGT5 | 456,694.30   | FHMS K-054 A2 2.745 01/25/2026          | 287,894.52       |           | 287,894.52   |
| 01/26/2026   | Coupon            | 3137BVZ82 | 320,000.00   | FHMS K-063 A2 3.43 01/25/2027           |                  | 914.67    | 914.67       |
| 01/26/2026   | Coupon            | 3137FEBQ2 | 500,000.00   | FHMS K-072 A2 3.444 12/25/2027          |                  | 1,435.00  | 1,435.00     |
| 01/26/2026   | Coupon            | 3137FETN0 | 465,000.00   | FHMS K-073 A2 3.35 01/25/2028           |                  | 1,298.13  | 1,298.13     |
| 01/26/2026   | Coupon            | 3137FHPJ6 | 325,000.00   | FHMS K-080 A2 3.926 07/25/2028          |                  | 1,063.29  | 1,063.29     |
| 01/26/2026   | Coupon            | 3137FJEH8 | 155,000.00   | FHMS K-081 A2 3.9 08/25/2028            |                  | 503.75    | 503.75       |



# CASH FLOW REPORT



City of Gardena Cons | Account #10647 | As of February 28, 2025

| Payment Date       | Transaction Type | CUSIP     | Quantity       | Security Description           | Principal Amount | Income       | Total Amount  |
|--------------------|------------------|-----------|----------------|--------------------------------|------------------|--------------|---------------|
| 01/26/2026         | Coupon           | 3137FJKE8 | 220,000.00     | FHMS K-082 A2 3.92 09/25/2028  |                  | 718.67       | 718.67        |
| 01/26/2026         | Coupon           | 3137FJXV6 | 297,000.00     | FHMS K-083 A2 4.05 09/25/2028  |                  | 1,002.38     | 1,002.38      |
| 01/26/2026         | Coupon           | 3137FJZ93 | 240,000.00     | FHMS K-084 A2 3.78 10/25/2028  |                  | 756.00       | 756.00        |
| 01/26/2026         | Coupon           | 3137H4BY5 | 315,000.00     | FHMS K-746 A2 2.031 09/25/2028 |                  | 533.14       | 533.14        |
| January 2026 Total |                  |           |                |                                | 351,522.91       | 67,451.32    | 418,974.23    |
| Grand Total        |                  |           | 144,796,228.35 |                                | 9,657,880.35     | 1,057,573.98 | 10,715,454.33 |

## IMPORTANT DISCLOSURES



City of Gardena Cons | Account #10647 | As of February 28, 2025

Chandler Asset Management, Inc. ("Chandler") is an SEC registered investment adviser. For additional information about our firm, please see our current disclosures (Form ADV). To obtain a copy of our current disclosures, you may contact your client service representative by calling the number on the front of this statement or you may visit our website at [www.chandlerasset.com](http://www.chandlerasset.com).

Information contained in this monthly statement is confidential and is provided for informational purposes only and should not be construed as specific investment or legal advice. The information contained herein was obtained from sources believed to be reliable as of the date of this statement, but may become outdated or superseded at any time without notice.

**Custody:** Your qualified custodian bank maintains control of all assets reflected in this statement and we urge you to compare this statement to the one you receive from your qualified custodian. Chandler does not have any authority to withdraw or deposit funds from/to the custodian account.

**Valuation:** Prices are provided by IDC, an independent pricing source. In the event IDC does not provide a price or if the price provided is not reflective of fair market value, Chandler will obtain pricing from an alternative approved third party pricing source in accordance with our written valuation policy and procedures. Our valuation procedures are also disclosed in Item 5 of our Form ADV Part 2A.

**Performance:** Performance results are presented gross-of-advisory fees and represent the client's Total Return. The deduction of advisory fees lowers performance results. These results include the reinvestment of dividends and other earnings. Past performance may not be indicative of future results. Therefore, clients should not assume that future performance of any specific investment or investment strategy will be profitable or equal to past performance levels. All investment strategies have the potential for profit or loss. Economic factors, market conditions or changes in investment strategies, contributions or withdrawals may materially alter the performance and results of your portfolio.

Source ICE Data Indices, LLC ("ICE"), used with permission. ICE PERMITS USE OF THE ICE INDICES AND RELATED DATA ON AN "AS IS" BASIS; ICE, ITS AFFILIATES AND THEIR RESPECTIVE THIRD PARTY SUPPLIERS DISCLAIM ANY AND ALL WARRANTIES AND REPRESENTATIONS, EXPRESS AND/OR IMPLIED, INCLUDING ANY WARRANTIES OF MERCHANTABILITY OR FITNESS FOR A PARTICULAR PURPOSE OR USE, INCLUDING THE INDICES, INDEX DATA AND ANY DATA INCLUDED IN, RELATED TO, OR DERIVED THEREFROM. NEITHER ICE DATA, ITS AFFILIATES OR THEIR RESPECTIVE THIRD PARTY PROVIDERS GUARANTEE THE QUALITY, ADEQUACY, ACCURACY, TIMELINESS OR COMPLETENESS OF THE INDICES OR THE INDEX DATA OR ANY COMPONENT THEREOF, AND THE INDICES AND INDEX DATA AND ALL COMPONENTS THEREOF ARE PROVIDED ON AN "AS IS" BASIS AND LICENSEE'S USE IS AT LICENSEE'S OWN RISK. ICE DATA, ITS AFFILIATES AND THEIR RESPECTIVE THIRD PARTY DO NOT SPONSOR, ENDORSE, OR RECOMMEND CHANDLER, OR ANY OF ITS PRODUCTS OR SERVICES.

Index returns assume reinvestment of all distributions. Historical performance results for investment indexes generally do not reflect the deduction of transaction and/or custodial charges or the deduction of an investment management fee, the incurrence of which would have the effect of decreasing historical performance results. It is not possible to invest directly in an index.

**Ratings:** Ratings information have been provided by Moody's, S&P and Fitch through data feeds we believe to be reliable as of the date of this statement, however we cannot guarantee its accuracy.

Security level ratings for U.S. Agency issued mortgage-backed securities ("MBS") reflect the issuer rating because the securities themselves are not rated. The issuing U.S. Agency guarantees the full and timely payment of both principal and interest and carries a high rating by S&P, Moody's and Fitch respectively.



## CITY of GARDENA

**TO: THE HONORABLE MAYOR AND CITY COUNCIL**  
**SUBJECT: PERSONNEL REPORT**

1. Report the Appointment of the following individuals:
  - a. **DIEGO RAMIREZ**, to the position of Transit Mechanic, Schedule 47 (\$5,546 - \$7,078/month), with the Transportation Department, effective March 9, 2025.
  - b. **FERNANDO BARRAGAN**, to the position of Bus Operator, Schedule 90 (\$4,952 - \$6,321/month), with the Transportation Department, effective March 10, 2025.
  - c. **JONATHON SANCHEZ**, to the position of Bus Operator, Schedule 90 (\$4,952 - \$6,321/month), with the Transportation Department, effective March 10, 2025.
  - d. **CHELSEA SHAFER**, to the position of Administrative Coordinator, Schedule 56 (\$6,927 - \$8,841/month), with the Transportation Department, effective March 10, 2025.
2. Report the promotion of **KATELYN ZAMUDIO** to the position of Administrative Coordinator, Schedule 56 (\$6,927 - \$8,841/month) with the Transportation Department, effective March 2, 2025.
3. Report the Separation of the following individuals:
  - a. **HIPOLITO JUAREZ-MENDEZ**, Bus Operator, with the Transportation Department, effective March 6, 2025. Mr. Juarez-Mendez provided eleven months of full-time service to the City.
  - b. **FRANCINE LOPEZ**, Bus Operator, with the Transportation Department, effective March 7, 2025. Ms. Lopez provided five months of full-time service to the City.
  - c. **SHANNON WHITMORE**, Bus Operator, with the Transportation Department, effective March 12, 2025. Ms. Whitmore provided five months of full-time service to the City.
4. Report the Recruitment for the Open/Competitive position of Administrative Analyst I (Administrative Services Department). This recruitment is open until filled.
5. Report the Recruitment for the Open/Competitive position of Police Officer/Lateral (Police Department). This is a continuous recruitment.
6. Report the Recruitment for the Open/Competitive position of Police Trainee (Police Department). This is a continuous recruitment.
7. Report the Recruitment for the Open/Competitive position of Tree Trimmer I (Public Works Department). This recruitment is scheduled to close April 9, 2025.
8. Report the Recruitment for the Open/Competitive position of Lifeguard (Recreation and Human Services Department). This recruitment is open until filled.
9. Report the Recruitment for the Open/Competitive position of Lifeguard/Instructor (Recreation and Human Services Department). This recruitment is open until filled.

10. Report the Recruitment for the Open/Competitive position of Recreation Leader I/II (Recreation and Human Services Department). This is a continuous recruitment.
11. Report the Recruitment for the Open/Competitive position of Bus Operator (Transportation Department). This is a continuous recruitment.
12. Report the Recruitment for the Open/Competitive position of On-Demand (Micro/Paratransit) Operator (Transportation Department). This is a continuous recruitment.
13. Report the Recruitment for the Open/Competitive position of On-Demand Transit Dispatcher (Transportation Department). This is a continuous recruitment.
14. Report the Recruitment for the Open/Competitive position of Transit Mechanic (Transportation Department). This recruitment is open until filled.
15. Report the Recruitment for the Open/Competitive position of Transportation Operations Supervisor (Transportation Department). This recruitment is open until filled.



# **City of Gardena**

## **Gardena City Council Meeting**

### **AGENDA REPORT SUMMARY**

Agenda Item No. 8.F  
Section: CONSENT CALENDAR  
Meeting Date: March 25, 2025

TO: THE HONORABLE MAYOR AND MEMBERS OF THE GARDENA CITY COUNCIL

AGENDA TITLE: Gardena General Plan Annual Progress Report

**CONTACT: COMMUNITY DEVELOPMENT**

**COUNCIL ACTION REQUIRED:**

**RECOMMENDATION AND STAFF SUMMARY:**

The Gardena General Plan's purpose is to guide the physical development of the City for the next 15-20 years addressing all aspects of growth and development, including land use, housing, economic development, safety, parks and recreation, and public facilities.

Each year, the State mandates that all counties and cities submit a report detailing the changes and progress made toward implementing the goals and policies outlined in their general plans. The attached report fulfills this requirement. Specifically, the State requests detailed reporting on the new housing units being processed within the City. The Department of Housing and Community Development has created a separate form for this purpose, which is included as part of the City's annual report.

**FINANCIAL IMPACT/COST:**

None.

**ATTACHMENTS:**

[Gardena General Plan APR.pdf](#)

[HCD Annual Housing Progress Report.pdf](#)

APPROVED:

---

Clint Osorio, City Manager



**DEPARTMENT of COMMUNITY DEVELOPMENT**

1700 WEST 162nd STREET / GARDENA, CALIFORNIA 90247-3732 / [WWW.CITYOFGARDENA.ORG](http://WWW.CITYOFGARDENA.ORG) / PHONE (310) 217-9530

March 31, 2025

Office of Land Use and Climate Innovation  
1400 10th Street  
Sacramento, CA 95814

**SUBJECT: GARDENA GENERAL PLAN ANNUAL PROGRESS REPORT**

Dear Sir or Madam:

This serves as the City of Gardena's General Plan Annual Progress Report to the Governor's Office of Land Use and Climate Innovation (LCI).

The Gardena General Plan was last comprehensively updated in 2006. Since then, there have been several amendments to various elements, including the City's Housing Element, Circulation Plan, Land Use Plan, and Safety Plan. Additionally, in 2022, the City adopted its first Environmental Justice Element. The Gardena General Plan's purpose is to guide the physical development of the City for the next 15-20 years addressing all aspects of growth and development, including land use, housing, economic development, safety, parks and recreation, and public facilities. The Gardena General Plan includes the following elements and plans:

➤ **Community Development Element**

Land Use Plan: The purpose of the Land Use Plan is to improve the use of the land and relationships between the different land uses in the way that best serves the health, safety, welfare and convenience of the general public.

Economic Development Plan: The purpose of the Economic Development Plan is to guide the City in expanding its local economy through the creation of new quality jobs, attraction and retention of businesses, and the revitalization of the existing commercial and industrial establishments.

Community Design Plan: This Plan focuses on the aesthetic qualities of existing and future developments in the City and its relationship to the surrounding environment.

Circulation Plan: The purpose of the Circulation Plan is to design and improve the circulation system to meet the future needs of Gardena's residents and visitors.

➤ **Community Resources Element**

Open Space Plan: The intent of the Open Space Plan is to encourage the preservation of existing open spaces and recreation facilities and the development of new resources.

Conservation Plan: The purpose of the Conservation Plan is to provide direction regarding the conservation, development, and utilization of natural resources.

➤ **Community Safety Element**

Public Safety Plan: The purpose of the Public Safety Plan is to identify potential hazards that can significantly impact the City.

Noise Plan: The Noise Plan of this General Plan is the basis for achieving and maintaining environmental noise control.

➤ **Housing Element**

The 2021-2029 Housing Element continues the City's focus on maintenance of the housing stock and existing housing programs designed to increase homeownership in the community, incentives for the development of affordable housing and other programs aimed at meeting the needs of lower-income households and special needs populations are increasingly important priorities.

➤ **Environmental Justice Element**

The purpose of the Environmental Justice (EJ) Element is to identify goals and policies that promote environmental justice citywide. The City is committed to supporting the long-term needs of our community's most vulnerable populations.

Additionally, there is an Implementation Program which outlines the specific actions that will be necessary to put the policies of the General Plan into practice.

## **Compliance**

The Gardena General Plan complies with LCI's General Plan Guidelines, including environmental justice considerations, collaborative planning with the military lands and facilities, and consultation with Native American tribes. The City currently has no moratoriums related to the General Plan. The following is a summary of actions related to the General Plan over the 2024 calendar year.

---



### Proposed Amendments to the Gardena General Plan

- **General Plan Amendment (GPA #3-21):** changing the land use designation on the General Plan Land Use Map from Industrial and Industrial/High Density 30 Overlay to Specific Plan, for a 5.25 acre lot to allowed for a 333 residential unit development.

In December 2024, the Gardena Planning Commission reviewed a recommendation to the City Council regarding several entitlements, including a General Plan Amendment to the City's Land Use Plan. This amendment proposed changing the land use designation of a 5.25-acre site to a specific plan designation. The proposed change to the land use map with the Land Use Plan would enable the construction of 333 new residential units within the City, consisting of 258 apartment units (including 7 designated for moderate-income households) and 75 three-story, for-sale townhomes. The Planning Commission ultimately recommended the adoption of the proposal to the City Council.

### Adopted Amendments to the Land Use Plan of the Gardena General Plan

- **General Plan Amendment # 1-24:** readopting the changes to the Land Use Plan of the General Plan for those sites identified in the City Housing Element in connection with the prepared Environmental Impact Report.

In July 2024, the Gardena City Council approved General Plan Amendment #1-24 to modify the land use designations for the sites identified in the City's 2021-2029 Housing Element. The amendment also included text revisions to ensure consistency across various elements and plans within the City's General Plan.

### Progress in Implementation - 2024

#### ➤ **Housing Element**

In January 2023, the City Council adopted the City's 6<sup>th</sup> Cycle Housing Element for the 2021-2029 planning period. Government Code section 65400 requires that each city, county, prepare an Annual Progress Report (APR) on the status of the Housing Element of its general plan and progress in its implementation, using forms and definitions adopted by the California Department of Housing and Community Development (HCD). Most notably, the Housing Element APR includes a tabulation of the City's progress toward the eight-year Regional Housing Needs Assessment (RHNA) allocation. The Housing Element APR includes reporting of the number of building permits issued for net new housing units during a calendar year. In addition, the reporting includes housing development applications submitted, units approved by Planning (entitled), and units completed (Table 1- Residential Units Entitled, Permitted, and Completed in 2024).

The fulfillment of the RHNA allocation is based only on building permit issuance. In the reporting period of 2024 of the 6<sup>th</sup> cycle Housing Element RHNA allocation, there was a total of 189 new housing units permitted, bringing the City's total RHNA down from 5,735 to 4,769 units.

Table 1 – Residential Units Entitled, Permitted, and Completed in 2024

| Units by Structure Type      | Entitled   | Permitted  | Completed* |
|------------------------------|------------|------------|------------|
| Single Family Attached Units |            | 4          | 6          |
| Single-Family Detached Unit  |            |            |            |
| 2 to 4 Unit Structure        |            |            |            |
| 5+ Unit Structure            | 300        | 121        | 20         |
| ADUs                         |            | 64         | 19         |
| <b>Total</b>                 | <b>300</b> | <b>189</b> | <b>45</b>  |

Table 2 – Remaining RHNA Allocation

| Income Level   |                     | RHNA Allocation by Income Level | 2024 | Total Units to Date (all years) | Total Remaining RHNA by Income Level |
|----------------|---------------------|---------------------------------|------|---------------------------------|--------------------------------------|
|                |                     |                                 |      |                                 |                                      |
| Very Low       | Deed Restricted     | 1,485                           | -    | 1                               | 1,484                                |
|                | Non-Deed Restricted |                                 | -    |                                 |                                      |
| Low            | Deed Restricted     | 761                             | -    | 2                               | 759                                  |
|                | Non-Deed Restricted |                                 | -    |                                 |                                      |
| Moderate       | Deed Restricted     | 894                             | -    | -                               | 894                                  |
|                | Non-Deed Restricted |                                 | -    |                                 |                                      |
| Above Moderate |                     | 2,595                           | 189  | 963                             | 1,632                                |
| Total RHNA     |                     | 5,735                           |      |                                 |                                      |
| Total Units    |                     |                                 | 189  | 966                             | 4,769                                |

## Progress in Implementation - 2024

### ➤ **Community Development Element**

In 2024, the City Planning Commission held 13 hearings to review and discuss various requests related to the City's land use and development. Among the topics considered were proposed zone text amendments aimed at enhancing land use and fostering more efficient development throughout the City. The Commission carefully evaluated several development proposals and new specific plans, which include plans for the construction of up to 600 new residential units. These new homes are expected to attract new residents to the South Bay area, contributing to the region's population growth and providing a boost to the local economy. The Commission's discussions were centered on ensuring that these developments align with the City's long-term goals for sustainable growth and community enrichment.

### ➤ **Community Resources Element**

In 2024, the City adopted the Parks and Recreation Master Plan for 2024-2029, a comprehensive, long-term framework designed to guide the development and improvement of parks and recreational facilities over the next five years. The plan is intended to be revisited and updated every five years to ensure that it continues to meet the evolving needs of the community and adapts to changes in population, interests, and regional trends. The Parks and Recreation Master Plan was presented to the Parks and Recreation Commission on May 13, 2024, where it was thoroughly reviewed and subsequently recommended for adoption by the City Council. This plan reflects a commitment to enhancing the quality of life for residents and ensuring the availability of well-maintained, accessible public spaces for recreation and community engagement.

### ➤ **Community Safety Element**

In 2024, the City approved the updated Local Hazard Mitigation Plan (LHMP), which is designed to address potential impacts from both natural and human-made hazards, while providing clear guidance for implementing effective mitigation strategies. In September 2023, the City Council reviewed and approved the submission of the draft updated LHMP. Afterward, further revisions were made based on feedback and revision requests from other municipalities, as communicated by Cal OES and FEMA. In February 2024, the updated plan was formally submitted to both Cal OES and FEMA for review. The plan has since received approval from both agencies, marking a significant step in enhancing the City's preparedness and resilience to various hazards.

### ➤ **Environmental Justice Element (EJ Element)**

The City continues to make strides in addressing environmental health risks and inequalities affecting communities across the area. A key focus of the Environmental Justice (EJ) element is enhancing access to public facilities and fostering civic engagement. As part of these efforts, the City has been working toward the goal of

---

upgrading existing parks and recreation facilities to better serve all residents. Through collaboration with the South Bay Cities Council of Governments, the City is participating in the South Bay Fiber Network initiative, a digital equity project designed to support regional city facilities by planning and implementing network infrastructure. This initiative includes hubs such as the one at Rowley Park, which provides free Wi-Fi to residents, enabling students to complete homework and giving individuals the tools to search for and apply for jobs.

Thank you for your consideration. If you have any questions regarding the contents of this letter, please contact the Community Development Department at 310-217-9524.

Sincerely,



Greg Tsujiuchi  
Community Development Director

Attachments: HCD Annual Housing Progress Report Form

Please Start Here

| General Information     |                       |
|-------------------------|-----------------------|
| Jurisdiction Name       | Gardena               |
| Reporting Calendar Year | 2024                  |
| Contact Information     |                       |
| First Name              | Kevin                 |
| Last Name               | La                    |
| Title                   | Planning Assistant    |
| Email                   | kla@cityofgardena.org |
| Phone                   | 3102179524            |
| Mailing Address         |                       |
| Street Address          | 1700 W 162nd St       |
| City                    | Gardena               |
| Zipcode                 | 90247                 |

**Optional:** Click here to import last year's data. This is best used when the workbook is new and empty. You will be prompted to pick an old workbook to import from. Project and program data will be copied exactly how it was entered in last year's form and must be updated. If a project is no longer has any reportable activity, you may delete the project by selecting a cell in the row and typing ctrl + d.

[Click here to download APR Instructions](#)

Click here to add rows to a table. If you add too many rows, you may select a cell in the row you wish to remove and type ctrl + d.

v\_03\_03\_25

**Optional:** This runs a macro which checks to ensure all required fields are filled out. The macro will create two files saved in the same directory this APR file is saved in. One file will be a copy of the APR with highlighted cells which require information. The other file will be list of the problematic cells, along with a description of the nature of the error.

**Optional:** Save before running. This copies data on Table A2, and creates another workbook with the table split across 4 tabs, each of which can fit onto a single page for easier printing. Running this macro will remove the comments on the column headers, which contain the instructions. Do not save the APR file after running in order to preserve comments once it is

**Optional:** This macro identifies dates entered that occurred outside of the reporting year. RHNA credit is only given for building permits issued during the reporting year.

Link to the online system: <https://hcd.my.site.com/hcdconnect>

Toggles formatting that turns cells green/yellow/red based on data validation rules.

Submittal Instructions

**Please save your file as Jurisdictionname2024 (no spaces).** Example: the city of San Luis Obispo would save their file as SanLuisObispo2024

Housing Element Annual Progress Reports (APRs) forms and tables must be submitted to HCD and the Governor's Office of Planning and Research (OPR) on or before April 1 of each year for the prior calendar year; submit separate reports directly to both HCD and OPR pursuant to Government Code section 65400. There are two options for submitting APRs:

1. **Online Annual Progress Reporting System - Please see the link to the online system to the left.** This allows you to upload the completed APR form into directly into HCD's database limiting the risk of errors. If you would like to use the online system, email [APR@hcd.ca.gov](mailto:APR@hcd.ca.gov) and HCD will send you the login information for your jurisdiction. *Please note: Using the online system only provides the information to HCD. The APR must still be submitted to OPR. Their email address is opr.apr@opr.ca.gov.*

2. **Email** - If you prefer to submit via email, you can complete the excel Annual Progress Report forms and submit to HCD at [APR@hcd.ca.gov](mailto:APR@hcd.ca.gov) and to OPR at [opr.apr@opr.ca.gov](mailto:opr.apr@opr.ca.gov). Please send the Excel workbook, not a scanned or PDF copy of the tables.

|                                 |           |                         |
|---------------------------------|-----------|-------------------------|
| Jurisdiction                    | Gardena   |                         |
| Reporting Year                  | 2024      | (Jan. 1 - Dec. 31)      |
| Housing Element Planning Period | 6th Cycle | 10/15/2021 - 10/15/2029 |

| Building Permits Issued by Affordability Summary |                     |              |
|--------------------------------------------------|---------------------|--------------|
| Income Level                                     |                     | Current Year |
| Very Low                                         | Deed Restricted     | 0            |
|                                                  | Non-Deed Restricted | 0            |
| Low                                              | Deed Restricted     | 0            |
|                                                  | Non-Deed Restricted | 0            |
| Moderate                                         | Deed Restricted     | 0            |
|                                                  | Non-Deed Restricted | 0            |
| Above Moderate                                   |                     | 189          |
| Total Units                                      |                     | 189          |

Note: Units serving extremely low-income households are included in the very low-income

| Units by Structure Type    | Entitled | Permitted | Completed |
|----------------------------|----------|-----------|-----------|
| Single-family Attached     | 0        | 4         | 6         |
| Single-family Detached     | 0        | 0         | 0         |
| 2 to 4 units per structure | 0        | 0         | 0         |
| 5+ units per structure     | 300      | 121       | 20        |
| Accessory Dwelling Unit    | 0        | 64        | 19        |
| Mobile/Manufactured Home   | 0        | 0         | 0         |
| Total                      | 300      | 189       | 45        |

| Infill Housing Developments and Infill Units Permitted | # of Projects | Units |
|--------------------------------------------------------|---------------|-------|
| Indicated as Infill                                    | 66            | 189   |
| Not Indicated as Infill                                | 0             | 0     |

| Housing Applications Summary                           |    |
|--------------------------------------------------------|----|
| Total Housing Applications Submitted:                  | 81 |
| Number of Proposed Units in All Applications Received: | 81 |
| Total Housing Units Approved:                          | 41 |
| Total Housing Units Disapproved:                       | 0  |

| Use of SB 423 Streamlining Provisions - Applications |   |
|------------------------------------------------------|---|
| Number of SB 423 Streamlining Applications           | 0 |
| Number of SB 423 Streamlining Applications Approved  | 0 |

| Units Constructed - SB 423 Streamlining Permits |        |           |       |
|-------------------------------------------------|--------|-----------|-------|
| Income                                          | Rental | Ownership | Total |
| Very Low                                        | 0      | 0         | 0     |
| Low                                             | 0      | 0         | 0     |
| Moderate                                        | 0      | 0         | 0     |
| Above Moderate                                  | 0      | 0         | 0     |
| Total                                           | 0      | 0         | 0     |

| Streamlining Provisions Used - Permitted Units | # of Projects | Units |
|------------------------------------------------|---------------|-------|
| SB 9 (2021) - Duplex in SF Zone                | 2             | 3     |
| SB 9 (2021) - Residential Lot Split            | 0             | 0     |
| AB 2011 (2022)                                 | 0             | 0     |
| SB 6 (2022)                                    | 0             | 0     |
| SB 423 (2023)                                  | 0             | 0     |

| Ministerial and Discretionary Applications | # of | Units |
|--------------------------------------------|------|-------|
| Ministerial                                | 80   | 80    |
| Discretionary                              | 1    | 1     |

| Density Bonus Applications and Units Permitted                       |   |
|----------------------------------------------------------------------|---|
| Number of Applications Submitted Requesting a Density Bonus          | 0 |
| Number of Units in Applications Submitted Requesting a Density Bonus | 0 |
| Number of Projects Permitted with a Density Bonus                    | 0 |
| Number of Units in Projects Permitted with a Density Bonus           | 0 |

| Housing Element Programs Implemented and Sites Rezoned | Count |
|--------------------------------------------------------|-------|
| Programs Implemented                                   | 20    |
| Sites Rezoned to Accommodate the RHNA                  | 0     |







|                 |           |                         |
|-----------------|-----------|-------------------------|
| Jurisdiction    | Gardena   |                         |
| Reporting Year  | 2024      | (Jan. 1 - Dec. 31)      |
| Planning Period | 6th Cycle | 10/15/2021 - 10/15/2029 |

ANNUAL ELEMENT PROGRESS REPORT  
Housing Element Implementation

This table is auto-populated once you enter your jurisdiction name and current year data. Past year information comes from previous APRs.  
Please contact HCD if your data is different than the material supplied here

| Table B                                                                                                   |                     |                                 |                                           |      |      |      |      |      |      |      |      |      |                                 |                                      |
|-----------------------------------------------------------------------------------------------------------|---------------------|---------------------------------|-------------------------------------------|------|------|------|------|------|------|------|------|------|---------------------------------|--------------------------------------|
| Regional Housing Needs Allocation Progress                                                                |                     |                                 |                                           |      |      |      |      |      |      |      |      |      |                                 |                                      |
| Permitted Units Issued by Affordability                                                                   |                     |                                 |                                           |      |      |      |      |      |      |      |      |      |                                 |                                      |
|                                                                                                           |                     | 1                               | Projection Period                         | 2    |      |      |      |      |      |      |      |      | 3                               | 4                                    |
| Income Level                                                                                              |                     | RHNA Allocation by Income Level | Projection Period - 06/30/2021-10/14/2021 | 2021 | 2022 | 2023 | 2024 | 2025 | 2026 | 2027 | 2028 | 2029 | Total Units to Date (all years) | Total Remaining RHNA by Income Level |
|                                                                                                           |                     |                                 |                                           |      |      |      |      |      |      |      |      |      |                                 |                                      |
| Very Low                                                                                                  | Deed Restricted     | 1,485                           | 1                                         | -    | -    | -    | -    | -    | -    | -    | -    | -    | 1                               | 1,484                                |
|                                                                                                           | Non-Deed Restricted |                                 | -                                         | -    | -    | -    | -    | -    | -    | -    | -    | -    |                                 |                                      |
| Low                                                                                                       | Deed Restricted     | 761                             | -                                         | -    | -    | 2    | -    | -    | -    | -    | -    | -    | 2                               | 759                                  |
|                                                                                                           | Non-Deed Restricted |                                 | -                                         | -    | -    | -    | -    | -    | -    | -    | -    | -    |                                 |                                      |
| Moderate                                                                                                  | Deed Restricted     | 894                             | -                                         | -    | -    | -    | -    | -    | -    | -    | -    | -    | -                               | 894                                  |
|                                                                                                           | Non-Deed Restricted |                                 | -                                         | -    | -    | -    | -    | -    | -    | -    | -    | -    |                                 |                                      |
| Above Moderate                                                                                            |                     | 2,595                           | 35                                        | 121  | 238  | 380  | 189  | -    | -    | -    | -    | -    | 963                             | 1,632                                |
| Total RHNA                                                                                                |                     | 5,735                           |                                           |      |      |      |      |      |      |      |      |      |                                 |                                      |
| Total Units                                                                                               |                     |                                 | 36                                        | 121  | 238  | 382  | 189  | -    | -    | -    | -    | -    | 966                             | 4,769                                |
| Progress toward extremely low-income housing need, as determined pursuant to Government Code 65583(a)(1). |                     |                                 |                                           |      |      |      |      |      |      |      |      |      |                                 |                                      |
|                                                                                                           |                     | 5                               |                                           |      |      |      |      |      |      |      |      |      | 6                               | 7                                    |
|                                                                                                           |                     | Extremely low-Income Need       |                                           | 2021 | 2022 | 2023 | 2024 | 2025 | 2026 | 2027 | 2028 | 2029 | Total Units to Date             | Total Units Remaining                |
|                                                                                                           |                     |                                 |                                           |      |      |      |      |      |      |      |      |      |                                 |                                      |
| Extremely Low-Income Units*                                                                               |                     | 743                             |                                           | -    | -    | -    | -    | -    | -    | -    | -    | -    | -                               | 743                                  |

\*Extremely low-income housing need determined pursuant to Government Code 65583(a)(1). Value in Section 5 is default value, assumed to be half of the very low-income RHNA. May be overwritten.

Please Note: Table B does not currently contain data from Table F or Table F2 for prior years. You may login to the APR system to see Table B that contains this data.

Note: units serving extremely low-income households are included in the very low-income RHNA progress and must be reported as very low-income units in section 7 of Table A2. They must also be reported in the extremely low-income category (section 13) in Table A2 to be counted as progress toward meeting the extremely low-income housing need determined pursuant to Government Code 65583(a)(1).

Please note: For the last year of the 5th cycle, Table B will only include units that were permitted during the portion of the year that was in the 5th cycle. For the first year of the 6th cycle, Table B will only include units that were permitted since the start of the planning period. Projection Period units are in a separate column.

Please note: The APR form can only display data for one planning period. To view progress for a different planning period, you may login to HCD's online APR system, or contact HCD staff at [apr@hcd.ca.gov](mailto:apr@hcd.ca.gov).

VLI Deed Restricted  
VLI Non Deed Restricted





|                  |           |                         |
|------------------|-----------|-------------------------|
| Jurisdiction     | Gardena   |                         |
| Reporting Period | 2024      | 31)                     |
| Planning Period  | 6th Cycle | 10/15/2021 - 10/15/2029 |

ANNUAL ELEMENT PROGRESS REPORT

Housing Element Implementation

Note: "+" indicates an optional field

Cells in grey contain auto-calculation formulas

| Table F                                                                                                                                                                                                                                                                                                                                                                                                                                                                                                                                                                                                                              |                                                                                             |                              |                         |                          |                                                                                                                                                                                                                                         |                              |                         |                          |                                                                                                                                                                                                                                                                                                                                                                                        |
|--------------------------------------------------------------------------------------------------------------------------------------------------------------------------------------------------------------------------------------------------------------------------------------------------------------------------------------------------------------------------------------------------------------------------------------------------------------------------------------------------------------------------------------------------------------------------------------------------------------------------------------|---------------------------------------------------------------------------------------------|------------------------------|-------------------------|--------------------------|-----------------------------------------------------------------------------------------------------------------------------------------------------------------------------------------------------------------------------------------|------------------------------|-------------------------|--------------------------|----------------------------------------------------------------------------------------------------------------------------------------------------------------------------------------------------------------------------------------------------------------------------------------------------------------------------------------------------------------------------------------|
| Units Rehabilitated, Preserved and Acquired for Alternative Adequate Sites pursuant to Government Code section 65583.1(c)                                                                                                                                                                                                                                                                                                                                                                                                                                                                                                            |                                                                                             |                              |                         |                          |                                                                                                                                                                                                                                         |                              |                         |                          |                                                                                                                                                                                                                                                                                                                                                                                        |
| Please note this table is optional: The jurisdiction can use this table to report units that have been substantially rehabilitated, converted from non-affordable to affordable by acquisition, and preserved, including mobilehome park preservation, consistent with the standards set forth in Government Code section 65583.1, subdivision (c). Please note, motel, hotel, hostel rooms or other structures that are converted from non-residential to residential units pursuant to Government Code section 65583.1(c)(1)(D) are considered net-new housing units and must be reported in Table A2 and not reported in Table F. |                                                                                             |                              |                         |                          |                                                                                                                                                                                                                                         |                              |                         |                          |                                                                                                                                                                                                                                                                                                                                                                                        |
| Activity Type                                                                                                                                                                                                                                                                                                                                                                                                                                                                                                                                                                                                                        | Units that Do Not Count Towards RHNA <sup>+</sup><br>Listed for Informational Purposes Only |                              |                         |                          | Units that Count Towards RHNA <sup>+</sup><br>Note - Because the statutory requirements severely limit what can be counted, please contact HCD at apr@hcd.ca.gov and we will unlock the form which enable you to populate these fields. |                              |                         | TOTAL UNITS <sup>+</sup> | The description should adequately document how each unit complies with subsection (c) of Government Code Section 65583.1 <sup>+</sup> . For detailed reporting requirements, see the ckcklist here:<br><br><a href="https://www.hcd.ca.gov/community-development/docs/adequate-sites-checklist.pdf">https://www.hcd.ca.gov/community-development/docs/adequate-sites-checklist.pdf</a> |
|                                                                                                                                                                                                                                                                                                                                                                                                                                                                                                                                                                                                                                      | Extremely Low-Income <sup>+</sup>                                                           | Very Low-Income <sup>+</sup> | Low-Income <sup>+</sup> | TOTAL UNITS <sup>+</sup> | Extremely Low-Income <sup>+</sup>                                                                                                                                                                                                       | Very Low-Income <sup>+</sup> | Low-Income <sup>+</sup> |                          |                                                                                                                                                                                                                                                                                                                                                                                        |
| Rehabilitation Activity                                                                                                                                                                                                                                                                                                                                                                                                                                                                                                                                                                                                              |                                                                                             |                              |                         |                          |                                                                                                                                                                                                                                         |                              |                         |                          |                                                                                                                                                                                                                                                                                                                                                                                        |
| Preservation of Units At-Risk                                                                                                                                                                                                                                                                                                                                                                                                                                                                                                                                                                                                        |                                                                                             |                              |                         |                          |                                                                                                                                                                                                                                         |                              |                         |                          |                                                                                                                                                                                                                                                                                                                                                                                        |
| Acquisition of Units                                                                                                                                                                                                                                                                                                                                                                                                                                                                                                                                                                                                                 |                                                                                             |                              |                         |                          |                                                                                                                                                                                                                                         |                              |                         |                          |                                                                                                                                                                                                                                                                                                                                                                                        |
| Mobilehome Park Preservation                                                                                                                                                                                                                                                                                                                                                                                                                                                                                                                                                                                                         |                                                                                             |                              |                         |                          |                                                                                                                                                                                                                                         |                              |                         |                          |                                                                                                                                                                                                                                                                                                                                                                                        |
| Total Units by Income                                                                                                                                                                                                                                                                                                                                                                                                                                                                                                                                                                                                                |                                                                                             |                              |                         |                          |                                                                                                                                                                                                                                         |                              |                         |                          |                                                                                                                                                                                                                                                                                                                                                                                        |









ANNUAL ELEMENT PROGRESS REPORT  
Housing Element Implementation

|                                                                                                                                                                                                |                                                                                                                                                                                                                                                                                                                                                                                                                                                                                                                                                                                                                                                                                          |                      |                                                                                                                                                                                                                                                                                                                                                                                                                                                                                                                                                                                                                                                                                                                                                                                                                                                                                                                                                                   |
|------------------------------------------------------------------------------------------------------------------------------------------------------------------------------------------------|------------------------------------------------------------------------------------------------------------------------------------------------------------------------------------------------------------------------------------------------------------------------------------------------------------------------------------------------------------------------------------------------------------------------------------------------------------------------------------------------------------------------------------------------------------------------------------------------------------------------------------------------------------------------------------------|----------------------|-------------------------------------------------------------------------------------------------------------------------------------------------------------------------------------------------------------------------------------------------------------------------------------------------------------------------------------------------------------------------------------------------------------------------------------------------------------------------------------------------------------------------------------------------------------------------------------------------------------------------------------------------------------------------------------------------------------------------------------------------------------------------------------------------------------------------------------------------------------------------------------------------------------------------------------------------------------------|
| Jurisdiction                                                                                                                                                                                   |                                                                                                                                                                                                                                                                                                                                                                                                                                                                                                                                                                                                                                                                                          | Gardena              |                                                                                                                                                                                                                                                                                                                                                                                                                                                                                                                                                                                                                                                                                                                                                                                                                                                                                                                                                                   |
| Reporting Year                                                                                                                                                                                 |                                                                                                                                                                                                                                                                                                                                                                                                                                                                                                                                                                                                                                                                                          | 2024                 | (Jan. 1 - Dec. 31)                                                                                                                                                                                                                                                                                                                                                                                                                                                                                                                                                                                                                                                                                                                                                                                                                                                                                                                                                |
| Table D                                                                                                                                                                                        |                                                                                                                                                                                                                                                                                                                                                                                                                                                                                                                                                                                                                                                                                          |                      |                                                                                                                                                                                                                                                                                                                                                                                                                                                                                                                                                                                                                                                                                                                                                                                                                                                                                                                                                                   |
| Program Implementation Status pursuant to GC Section 65583                                                                                                                                     |                                                                                                                                                                                                                                                                                                                                                                                                                                                                                                                                                                                                                                                                                          |                      |                                                                                                                                                                                                                                                                                                                                                                                                                                                                                                                                                                                                                                                                                                                                                                                                                                                                                                                                                                   |
| Housing Programs Progress Report                                                                                                                                                               |                                                                                                                                                                                                                                                                                                                                                                                                                                                                                                                                                                                                                                                                                          |                      |                                                                                                                                                                                                                                                                                                                                                                                                                                                                                                                                                                                                                                                                                                                                                                                                                                                                                                                                                                   |
| Describe progress of all programs including local efforts to remove governmental constraints to the maintenance, improvement, and development of housing as identified in the housing element. |                                                                                                                                                                                                                                                                                                                                                                                                                                                                                                                                                                                                                                                                                          |                      |                                                                                                                                                                                                                                                                                                                                                                                                                                                                                                                                                                                                                                                                                                                                                                                                                                                                                                                                                                   |
| 1                                                                                                                                                                                              | 2                                                                                                                                                                                                                                                                                                                                                                                                                                                                                                                                                                                                                                                                                        | 3                    | 4                                                                                                                                                                                                                                                                                                                                                                                                                                                                                                                                                                                                                                                                                                                                                                                                                                                                                                                                                                 |
| Name of Program                                                                                                                                                                                | Objective                                                                                                                                                                                                                                                                                                                                                                                                                                                                                                                                                                                                                                                                                | Timeframe in H.E     | Status of Program Implementation                                                                                                                                                                                                                                                                                                                                                                                                                                                                                                                                                                                                                                                                                                                                                                                                                                                                                                                                  |
| Housing Rehabilitation Programs                                                                                                                                                                | With limited funding, the City offers two housing rehabilitation programs for lower income homeowners.                                                                                                                                                                                                                                                                                                                                                                                                                                                                                                                                                                                   | 2021-2029 - Annually | In November of 2023, the City of Gardena hired MDG Associates as a consultant to continue the program. At that time the program was restructured and through additional CDBG funds, the City can now provide owner occupants with up to \$50,000 of construction and eligible soft cost funding for critical repairs and general property improvements. In the next reporting year the City hopes to assist up to 6 households for a total of \$300,000 annually.                                                                                                                                                                                                                                                                                                                                                                                                                                                                                                 |
|                                                                                                                                                                                                | Handy-Worker Fix Up:<br>25 households annually for a total of 200 households over eight years.<br><br>Residential Rebate:<br>3 households annually for a total of 24 households over eight years                                                                                                                                                                                                                                                                                                                                                                                                                                                                                         |                      | In November of 2023, the City of Gardena hired MDG Associates as a consultant to continue the program. At that time the program was restructured and through additional CDBG funds, the City can now provide owner occupants with up to \$25,000 of construction and eligible soft cost funding for critical repairs and general property improvements.<br><br>In 2024 the City assisted 6 households for an approximate total of \$250,000 in financial assistance.                                                                                                                                                                                                                                                                                                                                                                                                                                                                                              |
| Preservation of At-Risk Units                                                                                                                                                                  | Annually monitor the status of Gardena Valley Towers, Gardena South Park Manor, and Meadowlark Manor in their Section 8 contract renewal status.                                                                                                                                                                                                                                                                                                                                                                                                                                                                                                                                         | 2021-2029 - Annually | The following assisted rental housing projects are located in the City:<br><input type="checkbox"/> Gardena Valley Towers – Contract expires in 2038 but is contingent upon the continued renewal of Section 8 funding. The risk of conversion from affordable to market rate is low due to its non-profit status.<br><input type="checkbox"/> South Park Manor – Contract expires in 2026 but is contingent upon the continued renewal of Section 8 funding. The risk of conversion from affordable to market rate is low due to its non-profit status.<br><input type="checkbox"/> Meadowlark Manor – Contract expires in 2031 but is contingent upon the continued renewal of Section 8 funding. The risk of conversion from affordable to market rate is low due to its non-profit status.<br>According to the U.S. Department of Housing and Urban Development, all Section 8 contracts for rental housing projects located in Gardena were renewed in 2024. |
|                                                                                                                                                                                                | Should a notice of intent be filed by any project owner to opt out of affordable housing, the City will ensure the project owner follow State noticing requirements (three-year, one-year, and six-month) prior to conversion.<br><br>In the unlikely event that the Section 8 contracts are not renewed by HUD, work with LACDA to assist the tenants in accessing other rental assistance such as the HCVs.<br><br>Contact interested nonprofit housing providers with the capacity to acquire and manage the at-risk units.<br><br>Support applications of current or potential project owners for state and federal funds to improve housing conditions or to enhance affordability. |                      |                                                                                                                                                                                                                                                                                                                                                                                                                                                                                                                                                                                                                                                                                                                                                                                                                                                                                                                                                                   |
| Senior Housing Development                                                                                                                                                                     | By 2022, provide information about Ordinance 1737 on City website.                                                                                                                                                                                                                                                                                                                                                                                                                                                                                                                                                                                                                       | 2021-2029 - Annually | Ordinance No. 1737 has been codified into the City Municipal Code, which is available on the City's website. Additionally, the zone changes adopted by the ordinance are reflected on the interactive Zoning Map also found on the website.<br><br>The City was not able to conduct a workshop in 2023, however, the City engaged in several conversations with developers interested in the opportunities for developing affordable housing in the City. Additionally, in February of 2023, the City Council adopted Ordinance No. 1848, adding new housing overlays to 122 sites (468 parcels consolidated) throughout the City that would allow for the development 6,586 new housing units, including 2,636 lower affordable units.                                                                                                                                                                                                                           |
|                                                                                                                                                                                                | Annually convene a developers workshop to explore affordable housing opportunities in the City, including housing for seniors, persons with disabilities, and large households. Specifically, explore affordable housing opportunities in northern Gardena where there are concentrated disproportionate housing needs.<br><br>Support applications for federal and state funding for quality senior developments by providing the information on the City's website and making it available at the City's Community Development Department counter.                                                                                                                                     |                      |                                                                                                                                                                                                                                                                                                                                                                                                                                                                                                                                                                                                                                                                                                                                                                                                                                                                                                                                                                   |
| Affordable Housing Development                                                                                                                                                                 | Conduct annual developers outreach and consultation. Specifically, explore affordable housing opportunities in northern Gardena where there are concentrated disproportionate housing needs.                                                                                                                                                                                                                                                                                                                                                                                                                                                                                             | 2021-2029            | The City was unable to conduct further outreach in 2023. However, the city added new housing overlays to 122 sites (468 parcels consolidated) throughout the City that would allow for the development 6,586 new housing units, including 2,636 lower affordable units.<br><br>In 2023 the city received funding from HCD under the Permanent Local Housing Allocation (PLHA) Program to use towards multi-family and owner-occupied rehabilitation programs for lower and moderate income tenants to make proper improvements, develop incentives to encourage affordable owner-occupied workforce housing, and enhancing homelessness prevention and response efforts.<br><br>In 2024, building permits were issued for the development of a 22 unit townhome development that included two affordable for sale units that would be available to two lower income households.                                                                                   |
|                                                                                                                                                                                                | Annually pursue affordable housing funds available at State HCD for new construction and acquisition/rehabilitation of affordable housing. City of Gardena 2021-2029 Housing Element 94.<br><br>Achieve the development of 200 affordable housing units over eight years, with an emphasis on addressing affordable housing needs of special populations.                                                                                                                                                                                                                                                                                                                                |                      |                                                                                                                                                                                                                                                                                                                                                                                                                                                                                                                                                                                                                                                                                                                                                                                                                                                                                                                                                                   |

|                                                                           |                                                                                                                                                                                                                                                                                                                                                                                                                                                                                                                                                                                                                                                                                                                                                                                                                                                                                                                                                                                                                                                                   |           |                                                                                                                                                                                                                                                                                                                                                                                                                                                                                                                                                                                                                                                         |
|---------------------------------------------------------------------------|-------------------------------------------------------------------------------------------------------------------------------------------------------------------------------------------------------------------------------------------------------------------------------------------------------------------------------------------------------------------------------------------------------------------------------------------------------------------------------------------------------------------------------------------------------------------------------------------------------------------------------------------------------------------------------------------------------------------------------------------------------------------------------------------------------------------------------------------------------------------------------------------------------------------------------------------------------------------------------------------------------------------------------------------------------------------|-----------|---------------------------------------------------------------------------------------------------------------------------------------------------------------------------------------------------------------------------------------------------------------------------------------------------------------------------------------------------------------------------------------------------------------------------------------------------------------------------------------------------------------------------------------------------------------------------------------------------------------------------------------------------------|
| Homeownership Opportunities                                               | <p>By 2022, provide links to LACDA and CalHFA homebuyer assistance programs on City website. Increase program outreach in northern Gardena where there are concentrated disproportionate housing needs.</p> <p>By 2023 and at least every other year, pursue funding available at HCD to provide a local homebuyer assistance program that is tailored for the local housing market.</p>                                                                                                                                                                                                                                                                                                                                                                                                                                                                                                                                                                                                                                                                          | 2021-2023 | <p>In 2023 the City hired MDG Associates as a consultant to implement the program. Through CDBG funds, the City is planning to provide owner occupants cost assistants for critical repairs and general property improvements.</p>                                                                                                                                                                                                                                                                                                                                                                                                                      |
| Inclusionary Housing                                                      | <p>By the end of 2023, conduct a feasibility study for inclusionary housing and if feasible and appropriate, adopt an inclusionary housing program within one year.</p>                                                                                                                                                                                                                                                                                                                                                                                                                                                                                                                                                                                                                                                                                                                                                                                                                                                                                           | 2021-2023 | <p>In October 2022, the City entered into a contract with Economic and Planning Systems Inc., to prepare a feasibility study for inclusionary housing. Staff is continuing to work with this consultant to determine whether the adoption of an inclusionary housing ordinance would be feasible and appropriate for the City. The City's Administrative Services Department is currently in the process of updating the development impact fees (DIF) for the City. The DIF fees and inclusionary housing fees will need to be brought forth together so that the costs placed on development are feasible.</p>                                        |
| Housing Choice Vouchers (HCV)                                             | <p>By the end of 2023, provide information on the HCV program on City website, and update information semi-annually.</p> <p>Work with LACDA to promote acceptance of HCVs through outreach and education to renters, and rental property owners, and managers. Specifically, California legislature passed SB 329, which redefines source of income as “lawful, verifiable income paid directly to a tenant or to a representative of a tenant, or paid to a housing owner or landlord on behalf of a tenant, including federal, state or local public assistance, and federal, state, or local housing subsidies, including, but not limited to, federal housing assistance vouchers issues under Section 8 of the United States Housing Act of 1937.” SB 222 passed in 2019 also extends the same protection to VASH (Veterans Affairs Supportive Housing) voucher recipients.</p> <p>By the end of 2023, include fair housing information in ADU and SB 9 applications, especially on source of income protection (such as use of HCVs for rent payments).</p> | 2021-2023 | <p>Los Angeles County Development Authority continues to provide services to the City to promote acceptance of HCVs through outreach and education to renters, and rental property owners, and managers. Additionally, the South Bay Cities Council of Government assists individuals to obtain HCV.</p>                                                                                                                                                                                                                                                                                                                                                |
| Homeless Assistance                                                       | <p>Assist 350 persons at risk of becoming homeless annually</p>                                                                                                                                                                                                                                                                                                                                                                                                                                                                                                                                                                                                                                                                                                                                                                                                                                                                                                                                                                                                   | 2021-2029 | <p>In 2024, 213 households, containing 375 individuals, have been assisted who contacted the City's Homeless Services. This amount contains anyone who was assisted by the Human Services office. Assistance provided ranged from pantry services, bus fare, homeless prevention, resources, referrals etc.</p>                                                                                                                                                                                                                                                                                                                                         |
| Homeownership Opportunities within Existing Higher Resource Neighborhoods | <p>Establish SB 9 implementation ordinance and one-stop assistance webpage by the end of 2023.</p> <p>By the end of 2023, include fair housing information in SB 9 application, especially on source of income protection (such as use of HCVs for rent payments).</p>                                                                                                                                                                                                                                                                                                                                                                                                                                                                                                                                                                                                                                                                                                                                                                                            | 2021-2023 | <p>In January 2022, the Gardena City Council adopted Ordinance No. 1838, implementing Senate Bill 9, allowing the subdivision of single-family residential lots into two and the creation of two residential units per lot as mandated by State law.</p> <p>City staff is continuing to establish an application for SB 9 that includes information on fair housing.</p> <p>The City received one application for SB 9 subdivision in 2022.</p> <p>In July 2023, the City made amendments to Chapter 18.12 of the Gardena Municipal Code to updated interpretations from the State.</p> <p><del>No applications for SB9 were received in 2023</del></p> |
| Zoning Code Amendments                                                    | <p>By the end of 2022, amend the Zoning Code to address affordable and special needs housing as outlined in this program</p>                                                                                                                                                                                                                                                                                                                                                                                                                                                                                                                                                                                                                                                                                                                                                                                                                                                                                                                                      | 2021-2022 | <p>The City Council adopted Ordinance No. 1866 on March 26th in part relating to emergency and transitional housing, emergency shelter distance requirements, supportive housing, employee housing and group homes. The minimum sizes for the MUO units were eliminated by adoption of Ordinance No. 1848 in February 2023. The City Council adopted Ordinance No. 1840 in May 2022 relating to reasonable accommodations as indicated in the Housing Element.</p>                                                                                                                                                                                      |
| Development Review Procedures                                             | <p>By the end of 2022, develop procedures to address the streamlining requirements of SB 35 and objective design requirements of SB 330.</p> <p>By the end of July 2023, amend the Zoning Code to ensure that the site plan review procedure contains only objective development standards.</p> <p>Monitor the City’s site plan review procedure every year starting at the end of 2023 to determine if the public hearings for site plan review are creating a constraint.</p>                                                                                                                                                                                                                                                                                                                                                                                                                                                                                                                                                                                   | 2021-2023 | <p>The City utilizes the standardized form from the California Department of Housing and Community Development (HCD), for applicants of housing development projects. The City Council adopted Ordinance No. 1848 in February 2023 providing for objective design standards. In 2023, the City received two SB 330 applications.</p> <p>In 2024, the City received one SB 330 application.</p>                                                                                                                                                                                                                                                          |

|                                                          |                                                                                                                                                                                                                                                                                                                                                                                                                                                                                                                                                                                                                                                                                                                                                                                                                                                                                                                                                                                                                                                                                                                                          |           |                                                                                                                                                                                                                                                                                                                                                                                                                                                                                                                                                                                                                                                                                                                                                                                                                                                                                                                                                                                                                                                                                                                                                                                                                                                      |
|----------------------------------------------------------|------------------------------------------------------------------------------------------------------------------------------------------------------------------------------------------------------------------------------------------------------------------------------------------------------------------------------------------------------------------------------------------------------------------------------------------------------------------------------------------------------------------------------------------------------------------------------------------------------------------------------------------------------------------------------------------------------------------------------------------------------------------------------------------------------------------------------------------------------------------------------------------------------------------------------------------------------------------------------------------------------------------------------------------------------------------------------------------------------------------------------------------|-----------|------------------------------------------------------------------------------------------------------------------------------------------------------------------------------------------------------------------------------------------------------------------------------------------------------------------------------------------------------------------------------------------------------------------------------------------------------------------------------------------------------------------------------------------------------------------------------------------------------------------------------------------------------------------------------------------------------------------------------------------------------------------------------------------------------------------------------------------------------------------------------------------------------------------------------------------------------------------------------------------------------------------------------------------------------------------------------------------------------------------------------------------------------------------------------------------------------------------------------------------------------|
| Provision of Adequate Sites                              | <p>By February 15, 2023, amend the Land Use Plan and adopt an urgency ordinance implementing the housing overlay zones and rezoning for the inventory sites and provide that any project with a minimum of twenty percent affordable housing shall be ministerially approved. Upon adoption of the urgency ordinance, the housing overlay zones will become available immediately for the sites in the RHNA sites inventory. Within one year of the adoption of the urgency ordinance, the City will complete the rezoning of the overlay zones.</p> <p>By October 15, 2023, amend the Zoning Code to establish the Housing Overlay to designate adequate candidate sites with the objective of meeting the City's remaining RHNA of 5,047 units. For sites to accommodate the remaining lowerincome RHNA of 2,144 units, the Housing Overlay must meet the requirements of Government Code 65583.2. Among other things, the sites must have a density of at least 30 units per acre, be large enough to permit at least 16 units, and be zoned to allow housing by right with at least 20 percent of the units affordable to lower-</p> | 2021-2029 | <p>In February 2023 the City adopted amendments to the Land Use Plan of the City's General Plan and adopted an urgency ordinance implementing the housing overlay zones and rezoning for the inventory sites.</p> <p>The General Plan Amendments were accomplished by Resolution No. 6620 and the rezoning was Ordinance No. 1848. Additionally, Ordinance No. 1848 established that residential developments with at least 20% affordable units would be allowed by right.</p>                                                                                                                                                                                                                                                                                                                                                                                                                                                                                                                                                                                                                                                                                                                                                                      |
| Adequate Sites Monitoring (SB 166 – No Net Loss)         | <p>By the end of 2022, develop a formal ongoing procedure to evaluate identified capacity and identify additional sites as necessary.</p> <p>Continue to perform project-by-project evaluation to determine if adequate capacity remains for the remaining RHNA</p>                                                                                                                                                                                                                                                                                                                                                                                                                                                                                                                                                                                                                                                                                                                                                                                                                                                                      | 2021-2029 | <p>The City continues to evaluate identified capacity and identify additional sites as necessary.</p> <p>In 2024, there was one project that was approved to develop from an identified site in the City's inventory list, containing 17 very low income units and 283 above moderate income units. The City continues to have adequate capacity remains for the remaining RHNA.</p>                                                                                                                                                                                                                                                                                                                                                                                                                                                                                                                                                                                                                                                                                                                                                                                                                                                                 |
| Lot Consolidation                                        | <p>Develop incentives for lot consolidation by October 15, 2023, along with the establishment of the Housing Overlay.</p> <p>Beginning in 2024, market lot consolidation incentives to property owners, interested developers, and real estate brokers</p>                                                                                                                                                                                                                                                                                                                                                                                                                                                                                                                                                                                                                                                                                                                                                                                                                                                                               | 2021-2029 | Staff is preparing to conduct these programs in the 2025 calendar year.                                                                                                                                                                                                                                                                                                                                                                                                                                                                                                                                                                                                                                                                                                                                                                                                                                                                                                                                                                                                                                                                                                                                                                              |
| Religious Facility and Institutional Use Housing Overlay | <p>In 2023, host focus group meetings with housing organizations, and service providers, and faith-based groups to discuss how to improve housing-related services in Gardena, with a special focus on highlighting opportunities to assist households in areas with higher proportions of residents with special needs, such as seniors, persons with disabilities, or lower incomes, and how to develop new housing in areas of high or highest opportunity.</p> <p>By 2025, explore the feasibility of establishing a Housing Overlay on religious and institutional uses or pursue alternative strategies to facilitate affordable housing development on religious facility properties</p>                                                                                                                                                                                                                                                                                                                                                                                                                                          | 2021-2025 | Staff explored the feasibility of housing overlay on religious and institutional uses. Based on the adoption of SB4, it was determined that the program was changed to be imposed statewide and does not require a municipal ordinance to implement the program.                                                                                                                                                                                                                                                                                                                                                                                                                                                                                                                                                                                                                                                                                                                                                                                                                                                                                                                                                                                     |
| Accessory Dwelling Units                                 | <p>By the end of 2022, update City website to provide resources for ADU construction, including links to the California Housing Finance Agency (CalHFA) program that provides \$25,000 grant to homeowners for ADU construction. City of Gardena 2021-2029 Housing Element 102</p> <p>Annually explore funding available at HCD, CalHFA, and other resources to assist in the construction ADUs, particularly affordable ADUs.</p> <p>Develop incentives for ADUs by the end of 2023. Incentives may include preapproved plans, expedited review, reduced/deferred fees, and/or technical assistance.</p> <p>By the end of 2023, include fair housing information in ADU application, especially on source of income protection (such as use of HCVs for rent payments).</p> <p>Achieve 160 ADUs over eight years. By 2025, assess the City's progress in ADU construction and if the City is not meeting its construction goal, adjust the incentives as appropriate. If ADU</p>                                                                                                                                                        | 2021-2029 | <p>In 2021, 25 permits were issued for ADUs to start construction. 5 ADUs have completed construction in 2021. 19 are newly constructed detached ADUs, 2 converted detached ADUs, and 4 converted attached ADUs.</p> <p>In 2022, 59 permits were issued for ADUs to start construction. 22 ADUs have completed construction in 2022. 14 are newly constructed detached ADUs, 8 converted detached ADUs, and 2 converted attached ADUs.</p> <p>In 2023, 58 permits were issued for ADUs to start construction and 55 ADUs have completed construction in 2023. Of the permits issued, 42 are newly constructed detached ADUs, 9 converted detached ADUs, 6 new attached ADUs, and 1 converted attached ADU.</p> <p>In July 2023, the City made amendments to Chapter 18.13 of the Gardena Municipal Code to be in compliance with the State's ADU guidelines</p> <p>In 2024, 66 permits were issued for ADUs to start construction and 45 ADUs have completed construction in 2024. Of the permits issued, 28 are newly constructed detached ADUs, 10 converted detached ADUs, 14 new attached ADUs, and 11 converted attached ADUs.</p> <p>Staff is continuing to find ways to provide resources for ADU construction and developing incentives.</p> |

|                                                    |                                                                                                                                                                                                                                                                                                                                                                                                                                                                                                                                                                                                                                                                                                                                                                                                                                                                                                                                                                                                                      |                         |                                                                                                                                                                                                                                                                                                                                                                                                                                                                                                                                                                                                                                     |
|----------------------------------------------------|----------------------------------------------------------------------------------------------------------------------------------------------------------------------------------------------------------------------------------------------------------------------------------------------------------------------------------------------------------------------------------------------------------------------------------------------------------------------------------------------------------------------------------------------------------------------------------------------------------------------------------------------------------------------------------------------------------------------------------------------------------------------------------------------------------------------------------------------------------------------------------------------------------------------------------------------------------------------------------------------------------------------|-------------------------|-------------------------------------------------------------------------------------------------------------------------------------------------------------------------------------------------------------------------------------------------------------------------------------------------------------------------------------------------------------------------------------------------------------------------------------------------------------------------------------------------------------------------------------------------------------------------------------------------------------------------------------|
| Affirmatively Furthering Fair Housing              | <p>Conduct annual fair housing outreach and education workshops targeted for Gardena residents and property owners.</p> <p>By June 2023, make available multi-lingual fair housing materials at various media platforms and at public counters and community locations. Fair housing materials will include the new Source of Income Protection under State law (SB 329 and SB 222), which prohibits landlords from rejecting applicants due to the use of public assistance (such as Section 8 Housing Choice Vouchers) for rent payments (see also Program 2.5). City of Gardena 2021-2029 Housing Element 103.</p> <p>Conduct fair housing testing at least bi-annually, tailoring testing to emerging trends and changing socioeconomic profile of residents.</p>                                                                                                                                                                                                                                                | 2021-2029 - bi-annually | <p>The Fair Housing Foundation, a non-profit, educational agency dedicated to promoting the enforcement of fair housing laws, conducted four workshops at the City's Nakaoka Center for local Tenants, Landlords, Managers, Property Owners, Attorneys, Realtors and Management Companies, on Federal and State Fair Housing Laws. Additionally, the Community Development Department continues to provide handouts to residents and property owners on the Fair Housing Foundation Rental Counseling Program and other resources that can be provided to them by this agency. Each handout is provided in English and Spanish.</p> |
| Expand Housing Opportunities                       | <p>By October 2023, establish the Housing Overlay to increase housing opportunities throughout the City (Program 4.1).</p> <p>By the end of 2023, amend Zoning Code to facilitate the development of a variety of housing types (Program 3.1).</p> <p>By 2025, explore the feasibility of a Religious Facility and Institutional Use Housing Overlay or develop other strategies to encourage affordable housing on these properties (Program 4.4)</p> <p>Increase outreach and education on opportunities for ADUs (Program 4.5) and SB 9 (Program 2.7) to provide naturally more affordable housing, especially in high resource areas to ensure households in these neighborhoods are aware of the incentives and resources available for the development of ADUs and SB 9 units. Outreach and education will be conducted annually via various venues, including but not limited to the City Hall, Gardena/Carson YMCA, and direct mailing. The goal is to achieve 25 percent of the ADUs/SB 9 units in high</p> | 2021-2029               | <p>In the fiscal year of 2023, 252 clients were assisted by the Fair Housing Foundation.</p> <p>In the fiscal year of 2024, 188 clients were assisted by the Fair Housing Foundation.</p>                                                                                                                                                                                                                                                                                                                                                                                                                                           |
| Place-Based Strategy for Neighborhood Improvements | <p>The City's RHNA strategy includes introducing new housing opportunities in order to ease overcrowding and displacement pressure. To facilitate residential development in these areas and to ensure quality of life improvements, the City will pursue neighborhood-focused strategies. This includes new programs to code enforcement, increased fair housing outreach, incentives for affordable housing, capital improvements, micro transit, neighborhood representation, amenities, and improvements, employment services, divital divide, and strategies in areas converting from commercial/industrial to residential units.</p>                                                                                                                                                                                                                                                                                                                                                                           | 2021-2026               | <p>Three fair housing outreach programs were hosted in the City of Gardena in 2023.</p> <p>Planning staff participated and attended coordinated neighborhood improvement meetings to discuss upcoming projects.</p> <p>On March 2024, the City of Gardena adopted Ordinance No. 1866 to amend the Gardena Municipal Code that at least one member of the Gardena Housing Commission shall be appointed from a census tract identified as disadvantaged in accordance with Government Code section 65302.</p>                                                                                                                        |
| Rent Mediation Board – Anti-Displacement           | <p>Continue providing rent mediation and arbitration assistance to renters in disputes with landlords.</p> <p>Continue conducting the annual survey of rental housing units.</p>                                                                                                                                                                                                                                                                                                                                                                                                                                                                                                                                                                                                                                                                                                                                                                                                                                     | 2021-2029 - Anually     | <p>The City continues to provide the Rent Mediation and Hearing Procedure assistance to renters and property owners and continues to conduct annual surveys of rental units. There were a total of 11 rent mediation board meetings in 2024.</p>                                                                                                                                                                                                                                                                                                                                                                                    |

|                  |           |                         |
|------------------|-----------|-------------------------|
| Jurisdiction     | Gardena   |                         |
| Reporting Period | 2024      | (Jan. 1 - Dec. 31)      |
| Planning Period  | 6th Cycle | 10/15/2021 - 10/15/2029 |

NOTE: STUDENT HOUSING WITH DENSITY BONUS ONLY. This table only needs to be completed if there were student housing projects WITH a density bonus approved pursuant to Government Code 65915(b)(1)(F)

ANNUAL ELEMENT PROGRESS REPORT

Housing Element Implementation

|              |
|--------------|
| Note:        |
| Cells in gre |

| Table J                                                                                                                                                            |                |                           |                                             |                                      |      |                                        |                                     |                             |                                 |                                 |                                     |                       |
|--------------------------------------------------------------------------------------------------------------------------------------------------------------------|----------------|---------------------------|---------------------------------------------|--------------------------------------|------|----------------------------------------|-------------------------------------|-----------------------------|---------------------------------|---------------------------------|-------------------------------------|-----------------------|
| Student housing development for lower income students for which was granted a density bonus pursuant to subparagraph (F) of paragraph (1) of subdivision (b) of Se |                |                           |                                             |                                      |      |                                        |                                     |                             |                                 |                                 |                                     |                       |
| Project Identifier                                                                                                                                                 |                |                           |                                             | Project Type                         | Date | Units (Beds/Student Capacity) Approved |                                     |                             |                                 |                                 |                                     |                       |
| 1                                                                                                                                                                  |                |                           |                                             | 2                                    | 3    | 4                                      |                                     |                             |                                 |                                 |                                     |                       |
| APN                                                                                                                                                                | Street Address | Project Name <sup>+</sup> | Local Jurisdiction Tracking ID <sup>+</sup> | Unit Category (SH - Student Housing) | Date | Very Low-Income Deed Restricted        | Very Low-Income Non Deed Restricted | Low- Income Deed Restricted | Low- Income Non Deed Restricted | Moderate-Income Deed Restricted | Moderate-Income Non Deed Restricted | Above Moderate-Income |
| Summary Row: Start Data Entry Below                                                                                                                                |                |                           |                                             |                                      |      |                                        |                                     |                             |                                 |                                 |                                     |                       |
|                                                                                                                                                                    |                |                           |                                             |                                      |      |                                        |                                     |                             |                                 |                                 |                                     |                       |
|                                                                                                                                                                    |                |                           |                                             |                                      |      |                                        |                                     |                             |                                 |                                 |                                     |                       |
|                                                                                                                                                                    |                |                           |                                             |                                      |      |                                        |                                     |                             |                                 |                                 |                                     |                       |
|                                                                                                                                                                    |                |                           |                                             |                                      |      |                                        |                                     |                             |                                 |                                 |                                     |                       |
|                                                                                                                                                                    |                |                           |                                             |                                      |      |                                        |                                     |                             |                                 |                                 |                                     |                       |
|                                                                                                                                                                    |                |                           |                                             |                                      |      |                                        |                                     |                             |                                 |                                 |                                     |                       |
|                                                                                                                                                                    |                |                           |                                             |                                      |      |                                        |                                     |                             |                                 |                                 |                                     |                       |
|                                                                                                                                                                    |                |                           |                                             |                                      |      |                                        |                                     |                             |                                 |                                 |                                     |                       |
|                                                                                                                                                                    |                |                           |                                             |                                      |      |                                        |                                     |                             |                                 |                                 |                                     |                       |
|                                                                                                                                                                    |                |                           |                                             |                                      |      |                                        |                                     |                             |                                 |                                 |                                     |                       |
|                                                                                                                                                                    |                |                           |                                             |                                      |      |                                        |                                     |                             |                                 |                                 |                                     |                       |



|                  |           |                         |
|------------------|-----------|-------------------------|
| Jurisdiction     | Gardena   |                         |
| Reporting Period | 2024      | (Jan. 1 - Dec. 31)      |
| Planning Period  | 6th Cycle | 10/15/2021 - 10/15/2029 |

ANNUAL ELEMENT PROGRESS REPORT

Table K  
Tenant Preference Policy

Local governments are required to inform HCD about any local tenant preference ordinance the local government maintains when the jurisdiction submits their annual progress report on housing approvals and production, per Government Code 7061 (SB 649, 2022, Cortese). Effective January 1, 2023, local governments adopting a tenant preference are required to create a webpage on their internet website containing authorizing local ordinance and supporting materials, no more than 90 days after the ordinance becomes operational.

|                                                                                                                                                                         |  |  |
|-------------------------------------------------------------------------------------------------------------------------------------------------------------------------|--|--|
| Does the Jurisdiction have a local tenant preference policy?                                                                                                            |  |  |
| If the jurisdiction has a local tenant preference policy, provide a link to the jurisdiction's webpage containing authorizing local ordinance and supporting materials. |  |  |
| Notes                                                                                                                                                                   |  |  |

|                |         |                    |
|----------------|---------|--------------------|
| Jurisdiction   | Gardena |                    |
| Reporting Year | 2024    | (Jan. 1 - Dec. 31) |

ANNUAL ELEMENT PROGRESS REPORT

Local Early Action Planning (LEAP) Reporting

(CCR Title 25 §6202)

Please update the status of the proposed uses listed in the entity's application for funding and the corresponding impact on housing within the region or jurisdiction, as applicable, categorized based on the eligible uses specified in Section 50515.02 or 50515.03, as applicable.

|                    |      |                                                                              |
|--------------------|------|------------------------------------------------------------------------------|
| Total Award Amount | \$ - | Total award amount is auto-populated based on amounts entered in rows 15-26. |
|--------------------|------|------------------------------------------------------------------------------|

| Task | \$ Amount Awarded | \$ Cumulative Reimbursement Requested | Task Status | Other Funding | Notes |
|------|-------------------|---------------------------------------|-------------|---------------|-------|
|      |                   |                                       |             |               |       |
|      |                   |                                       |             |               |       |
|      |                   |                                       |             |               |       |
|      |                   |                                       |             |               |       |
|      |                   |                                       |             |               |       |
|      |                   |                                       |             |               |       |
|      |                   |                                       |             |               |       |
|      |                   |                                       |             |               |       |
|      |                   |                                       |             |               |       |
|      |                   |                                       |             |               |       |
|      |                   |                                       |             |               |       |

Summary of entitlements, building permits, and certificates of occupancy (auto-populated from Table A2)

| Completed Entitlement Issued by Affordability Summary |                     |              |
|-------------------------------------------------------|---------------------|--------------|
| Income Level                                          |                     | Current Year |
| Very Low                                              | Deed Restricted     | 17           |
|                                                       | Non-Deed Restricted | 0            |
| Low                                                   | Deed Restricted     | 0            |
|                                                       | Non-Deed Restricted | 0            |
| Moderate                                              | Deed Restricted     | 0            |
|                                                       | Non-Deed Restricted | 0            |
| Above Moderate                                        |                     | 283          |
| Total Units                                           |                     | 300          |

| Building Permits Issued by Affordability Summary |                     |              |
|--------------------------------------------------|---------------------|--------------|
| Income Level                                     |                     | Current Year |
| Very Low                                         | Deed Restricted     | 0            |
|                                                  | Non-Deed Restricted | 0            |
| Low                                              | Deed Restricted     | 0            |
|                                                  | Non-Deed Restricted | 0            |
| Moderate                                         | Deed Restricted     | 0            |
|                                                  | Non-Deed Restricted | 0            |
| Above Moderate                                   |                     | 189          |
| Total Units                                      |                     | 189          |

| Certificate of Occupancy Issued by Affordability Summary |                     |              |
|----------------------------------------------------------|---------------------|--------------|
| Income Level                                             |                     | Current Year |
| Very Low                                                 | Deed Restricted     | 0            |
|                                                          | Non-Deed Restricted | 0            |
| Low                                                      | Deed Restricted     | 0            |
|                                                          | Non-Deed Restricted | 0            |
| Moderate                                                 | Deed Restricted     | 0            |
|                                                          | Non-Deed Restricted | 0            |
| Above Moderate                                           |                     | 45           |
| Total Units                                              |                     | 45           |



# PLANNING AND ENVIRONMENTAL QUALITY COMMISSION

## Regular PEQC Meeting Notice and Agenda

Website: [www.cityofgardena.org](http://www.cityofgardena.org)

**Tuesday, March 18, 2025 – 7:00 PM**

Council Chamber at City Hall  
1700 W. 162nd Street, Gardena, California

### 6. **PUBLIC HEARING ITEMS**

#### 6.A **ENVIRONMENTAL ASSESSMENT#18-24; AND CONDITIONAL USE PERMIT# 8-24**

The Planning Commission considered a request for a conditional use permit, to operate an amusement arcade within an existing commercial tenant space within the General Commercial (C-3) zoning district, in accordance with Section 18.32.030.H of the Gardena Municipal Code. The project was considered for categorical exemption pursuant to CEQA Guidelines Section 15301, as an existing facilities project and Section 15061(b)(3).

Applicant: Wawa Claw LLC (Representative: Matthew Chi)  
Project Location: 1425 W. Artesia Blvd

[Staff Report](#)

[Attachment A - Resolution No. PC 4-25](#)

[Exhibit A - Project Plans](#)

[Exhibit B - Conditions of Approval](#)

**Commission Action:** The Planning Commission approved Resolution No. PC 4-25, by a vote of 5-0, approving Conditional Use Permit #8-24, subject to the conditions of approval presented by staff with an added condition, and directed staff to file a Notice of Exemption.

#### **Added Condition by the Commission:**

1. The Applicant must adhere to all applicable provisions of the Gardena Municipal Code regarding amusement arcades, including Chapter 18.64.030 of the City's Zoning Title, which mandates the provision of adequate bicycle parking facilities. If in the future, there is a need for additional parking facilities for alternative transportation devices, the Applicant may be required to furnish additional parking facilities to accommodate the increased or changed need. The Community Development Director shall have the discretion to determine if the property owner or business owner is required to provide additional facilities at any time while this Permit is in effect.

**City Council Action:** Receive and file **OR** call for review by way of two votes from the City Council.

#### 6.B **ENVIRONMENTAL ASSESSMENT #20-24, CONDITIONAL USE PERMIT #9-24**

The Planning Commission considered a request for a conditional use permit, to operate an amusement arcade within an existing commercial tenant space within the General Commercial (C-3) zoning district, in accordance with Section 18.32.030 H of the Gardena Municipal Code. The project was considered for categorical exemption

pursuant to CEQA Guidelines Section 15301, as an existing facilities project and Section 15061(b)(3).

Applicant: Kiddleton Inc. (Representative: Kanako Nishikawa)  
Project Location: 15484 S. Western Avenue

[Staff Report](#)

[Attachment A - Resolution No. PC 5-25](#)

[Exhibit A - Project Plans](#)

[Exhibit B - Conditions of Approval](#)

**Commission Action:** The Planning Commission approved Resolution No. PC 5-25, by a vote of 5-0, approving Conditional Use Permit #9-24, subject to the conditions of approval presented by staff with an added condition, and directed staff to file a Notice of Exemption.

**Added Condition by the Planning Commission:**

1. The Applicant must adhere to all applicable provisions of the Gardena Municipal Code regarding amusement arcades, including Chapter 18.64.030 of the City's Zoning Title, which mandates the provision of adequate bicycle parking facilities. If in the future, there is a need for additional parking facilities for alternative transportation devices, the Applicant may be required to furnish additional parking facilities to accommodate the increased or changed need. The Community Development Director shall have the discretion to determine if the property owner or business owner is required to provide additional facilities at any time while this Permit is in effect.

**Council Action:** Receive and file **OR** call for review by way of two votes from City Council.

To view the complete Planning Commission agenda packet, [CLICK HERE](#).

[CLICK HERE](#) to view the presentation presented to the Commission. It outlines the details of each request under the respective projects that were reviewed by the Planning Commission.



# City of Gardena

## Gardena City Council Meeting

### AGENDA REPORT SUMMARY

Agenda Item No. 12.A  
Section: DEPARTMENTAL  
ITEMS - ADMINISTRATIVE  
SERVICES  
Meeting Date: March 25, 2025

TO: THE HONORABLE MAYOR AND MEMBERS OF THE GARDENA CITY COUNCIL

AGENDA TITLE: Single Audit Report Required for Federally Funded Programs for Fiscal Year Ended June 30, 2024

#### **COUNCIL ACTION REQUIRED:**

**Staff Recommendation: Receive and File**

#### **RECOMMENDATION AND STAFF SUMMARY:**

Presented for City Council to receive and file is the City of Gardena Single Audit report for the Fiscal Year ended June 30, 2024, as prepared by the City's independent contracted auditing firm, Gruber and Lopez, Inc. The City is required to have a Single Audit performed on its major federal funded programs pursuant to the audit requirement of the Title 2 U.S. Code of Federal Regulations Part 200, *Uniform Administrative Requirements, Cost Principles, and Audit Requirements for Federal Awards* (the "Uniform Guidance"). A non-Federal entity that expends \$750,000 or more during the non-Federal entity's fiscal year in Federal awards must have a single audit conducted.

The major program determination for the Federal grants for Fiscal Year 2023-2024 resulted in one (1) major program being tested:

- Federal Transit - Formula Grants (GTrans) - Federal Expenditures audited for Fiscal Year 2023-2024 of \$24,246,679

|                                                      |                     |
|------------------------------------------------------|---------------------|
| Total Expenditures of Major Federal Program (GTrans) | \$24,246,679        |
| Total Expenditures of Federal Awards                 | <u>\$27,218,979</u> |
| Percentage of Total Expenditures of Federal Awards   | 89.1%               |

The audit was conducted in accordance with generally accepted auditing standards in the United States, the standards applicable to financial audits contained in *Government Auditing Standards*, issued by the Comptroller General of the United States and Uniform Guidance.

The report on Internal Control Over Financial Reporting provides a review of the City's financial reporting systems and procedures that are used to ensure accurate financial statements. An internal control is designed to provide reasonable assurance that the City meets its objectives regarding the reliability of financial reporting, effectiveness, and efficiency

of operations and compliance with applicable laws and regulations. The auditor considers the City's internal control over financial reporting during the design of audit procedures for financial statements. The auditors do not express any opinion on the effectiveness of the City's internal control. The auditors did not find any material weakness or significant deficiency in relation to the internal control over financial reporting.

The Report on Internal Control over Compliance provides a review of the City's internal control over federal compliance. The auditors identified no material weakness or significant deficiency during their testing and reviewing of the Internal Control over Compliance on the major federal programs.

There were no audit findings. This is the second consecutive year there were no audit findings. The Single Audit Report was made available for public review at the City Clerk's Office and published on the City's website at [www.cityofgardena.org/city-budget](http://www.cityofgardena.org/city-budget).

**FINANCIAL IMPACT/COST:**

N/A

**ATTACHMENTS:**

[Gardena Single Audit Fiscal Year 2024.pdf](#)

APPROVED:

A handwritten signature in blue ink, appearing to read "Clint Osorio", is positioned above a horizontal line.

---

Clint Osorio, City Manager

**City of Gardena**  
**Single Audit Report on Schedule of Expenditures of Federal Awards**  
**June 30, 2024**



CITY OF GARDENA  
Single Audit Report on Schedule of Expenditures of Federal Award Programs  
June 30, 2024

TABLE OF CONTENTS

|                                                                                                                                                                                                              | <u>Page</u> |
|--------------------------------------------------------------------------------------------------------------------------------------------------------------------------------------------------------------|-------------|
| Report on Internal Control Over Financial Reporting<br>and on Compliance and Other Matters Based on an<br>Audit of Financial Statements Performed in<br>Accordance with <i>Government Auditing Standards</i> | 1           |
| Report on Compliance for Each Major<br>Program and on Internal Control Over Compliance<br>Required by the Uniform Guidance                                                                                   | 3           |
| Schedule of Expenditures of Federal Awards                                                                                                                                                                   | 6           |
| Notes to Schedule of Expenditures of Federal Awards                                                                                                                                                          | 8           |
| Schedule of Findings and Questioned Costs                                                                                                                                                                    | 9           |
| Summary Schedule of Prior Audit Findings                                                                                                                                                                     | 11          |

Honorable Mayor and City Council  
City of Gardena  
Gardena, California

**INDEPENDENT AUDITORS' REPORT ON INTERNAL CONTROL OVER  
FINANCIAL REPORTING AND ON COMPLIANCE AND  
OTHER MATTERS BASED ON AN AUDIT OF  
FINANCIAL STATEMENTS PERFORMED IN ACCORDANCE WITH  
GOVERNMENT AUDITING STANDARDS**

We have audited, in accordance with the auditing standards generally accepted in the United States of America and the standards applicable to financial audits contained in *Government Auditing Standards* issued by the Comptroller General of the United States, the financial statements of the governmental activities, each major fund, and the aggregate remaining fund information of City of Gardena, California (City) as of and for the year ended June 30, 2024, and the related notes to the financial statements, which collectively comprise City of Gardena's basic financial statements, and have issued our report thereon dated December 10, 2024.

***Internal Control Over Financial Reporting***

In planning and performing our audit of the financial statements, we considered City of Gardena's internal control over financial reporting (internal control) as a basis for designing audit procedures that are appropriate in the circumstances for the purpose of expressing our opinions on the financial statements, but not for the purpose of expressing an opinion on the effectiveness of City of Gardena's internal control. Accordingly, we do not express an opinion on the effectiveness of City of Gardena's internal control.

A *deficiency in internal control* exists when the design or operation of a control does not allow management or employees, in the normal course of performing their assigned functions, to prevent, or detect and correct, misstatements on a timely basis. A *material weakness* is a deficiency, or a combination of deficiencies, in internal control, such that there is a reasonable possibility that a material misstatement of the entity's financial statements will not be prevented, or detected and corrected on a timely basis. A *significant deficiency* is a deficiency, or a combination of deficiencies, in internal control that is less severe than a material weakness, yet important enough to merit attention by those charged with governance.

Our consideration of internal control was for the limited purpose described in the first paragraph of this section and was not designed to identify all deficiencies in internal control that might be material weaknesses or significant deficiencies. Given these limitations, during our audit we did not identify any deficiencies in internal control that we consider to be material weaknesses. However, material weaknesses may exist that have not been identified.

Honorable Mayor and City Council  
City of Gardena  
Page Two

***Compliance and Other Matters***

As part of obtaining reasonable assurance about whether City of Gardena' financial statements are free from material misstatement, we performed tests of its compliance with certain provisions of laws, regulations, contracts, and grant agreements, noncompliance with which could have a direct and material effect on the financial statements. However, providing an opinion on compliance with those provisions was not an objective of our audit, and accordingly, we do not express such an opinion. The results of our tests no instances of noncompliance or other matters that are required to be reported under *Government Auditing Standards*.

***Purpose of this Report***

The purpose of this report is solely to describe the scope of our testing of internal control and compliance and the results of that testing, and not to provide an opinion on the effectiveness of the entity's internal control or on compliance. This report is an integral part of an audit performed in accordance with *Government Auditing Standards* in considering the entity's internal control and compliance. Accordingly, this communication is not suitable for any other purpose.

**Gruber and Lopez, Inc.**

*Gruber and Lopez, Inc.*

Newport Beach, California  
December 10, 2024

Honorable Mayor and City Council  
City of Gardena  
Gardena, California

## **INDEPENDENT AUDITORS' REPORT ON COMPLIANCE FOR EACH MAJOR PROGRAM AND ON INTERNAL CONTROL OVER COMPLIANCE REQUIRED BY THE UNIFORM GUIDANCE**

### **Report on Compliance for Each Major Federal Program**

#### ***Opinion on Each Major Federal Program***

We have audited City of Gardena CA's compliance with the types of compliance requirements identified as subject to audit in the OMB *Compliance Supplement* that could have a direct and material effect on each of City of Gardena CA's major federal programs for the year ended June 30, 2024. City of Gardena CA's major federal programs are identified in the summary of auditor's results section of the accompanying schedule of findings and questioned costs.

In our opinion, City of Gardena CA complied, in all material respects, with the types of compliance requirements referred to above that could have a direct and material effect on each of its major federal programs for the year ended June 30, 2024.

#### ***Basis for Opinion on Each Major Federal Program***

We conducted our audit of compliance in accordance with auditing standards generally accepted in the United States of America; the standards applicable to financial audits contained in *Government Auditing Standards*, issued by the Comptroller General of the United States and the audit requirements of Title 2 U.S. *Code of Federal Regulations* Part 200, *Uniform Administrative Requirements, Cost Principles, and Audit Requirements for Federal Awards* (Uniform Guidance). Our responsibilities under those standards and the Uniform Guidance are further described in the Auditor's Responsibilities for the Audit of Compliance section of our report.

We are required to be independent of City of Gardena CA and to meet our other ethical responsibilities, in accordance with relevant ethical requirements relating to our audit. We believe that the audit evidence we have obtained is sufficient and appropriate to provide a basis for our opinion on compliance for each major federal program. Our audit does not provide a legal determination of City of Gardena CA's compliance with the compliance requirements referred to above.

#### ***Responsibilities of Management for Compliance***

Management is responsible for compliance with the requirements referred to above and for the design, implementation, and maintenance of effective internal control over compliance with the requirements of laws, statutes, regulations, rules, and provisions of contracts or grant agreements applicable to City of Gardena CA's federal programs.

#### ***Auditor's Responsibilities for the Audit of Compliance***

Our objectives are to obtain reasonable assurance about whether material noncompliance with the compliance requirements referred to above occurred, whether due to fraud or error, and express an opinion on City of Gardena CA's compliance based on our audit. Reasonable assurance is a high level of assurance but is not absolute assurance and therefore is not a guarantee that an audit conducted in accordance with generally accepted auditing standards, *Government Auditing Standards*, and the Uniform Guidance will always detect material noncompliance when it exists. The risk of not detecting material noncompliance resulting from fraud is higher than for that resulting from error, as fraud may involve collusion, forgery, intentional omissions, misrepresentations, or the override of internal control.

Noncompliance with the compliance requirements referred to above is considered material if there is a substantial likelihood that, individually or in the aggregate, it would influence the judgment made by a reasonable user of the report on compliance about City of Gardena CA's compliance with the requirements of each major federal program as a whole.

In performing an audit in accordance with generally accepted auditing standards, *Government Auditing Standards*, and the Uniform Guidance, we:

- Exercise professional judgment and maintain professional skepticism throughout the audit.
- Identify and assess the risks of material noncompliance, whether due to fraud or error, and design and perform audit procedures responsive to those risks. Such procedures include examining, on a test basis, evidence regarding City of Gardena CA's compliance with the compliance requirements referred to above and performing such other procedures as we considered necessary in the circumstances.
- Obtain an understanding of City of Gardena CA's internal control over compliance relevant to the audit in order to design audit procedures that are appropriate in the circumstances and to test and report on internal control over compliance in accordance with the Uniform Guidance, but not for the purpose of expressing an opinion on the effectiveness of City of Gardena CA's internal control over compliance. Accordingly, no such opinion is expressed.

We are required to communicate with those charged with governance regarding, among other matters, the planned scope and timing of the audit and any significant deficiencies and material weaknesses in internal control over compliance that we identified during the audit.

#### **Report on Internal Control over Compliance**

A *deficiency in internal control over compliance* exists when the design or operation of a control over compliance does not allow management or employees, in the normal course of performing their assigned functions, to prevent, or detect and correct, noncompliance with a type of compliance requirement of a federal program on a timely basis. A *material weakness in internal control over compliance* is a deficiency, or a combination of deficiencies, in internal control over compliance, such that there is a reasonable possibility that material noncompliance with a type of compliance requirement of a federal program will not be prevented, or detected and corrected, on a timely basis. A *significant deficiency in internal control over compliance* is a deficiency, or a combination of deficiencies, in internal control over compliance with a type of compliance requirement of a federal program that is less severe than a material weakness in internal control over compliance, yet important enough to merit attention by those charged with governance.

Our consideration of internal control over compliance was for the limited purpose described in the Auditor's Responsibilities for the Audit of Compliance section above and was not designed to identify all deficiencies in internal control over compliance that might be material weaknesses or significant deficiencies in internal control over compliance. Given these limitations, during our audit we did not identify any deficiencies in internal control over compliance that we consider to be material weaknesses, as defined above. However, material weaknesses or significant deficiencies in internal control over compliance may exist that were not identified.

Honorable Mayor and City Council  
City of Gardena

Page Three

Our audit was not designed for the purpose of expressing an opinion on the effectiveness of internal control over compliance. Accordingly, no such opinion is expressed.

**Report on Schedule of Expenditures of Federal Awards Required by the Uniform Guidance**

We have audited the financial statements of the governmental activities, each major fund, and the aggregate remaining fund information of City of Gardena CA, as of and for the year ended June 30, 2024, and the related notes to the financial statements, which collectively comprise City of Gardena CA's basic financial statements. We issued our report thereon dated December 10, 2024, which contained unmodified opinions on those financial statements. Our audit was performed for the purpose of forming opinions on the financial statements that collectively comprise the basic financial statements. The accompanying schedule of expenditures of federal awards is presented for purposes of additional analysis as required by the Uniform Guidance and is not a required part of the basic financial statements. Such information is the responsibility of management and was derived from and relates directly to the underlying accounting and other records used to prepare the basic financial statements. The information has been subjected to the auditing procedures applied in the audit of the financial statements and certain additional procedures, including comparing and reconciling such information directly to the underlying accounting and other records used to prepare the basic financial statements or to the basic financial statements themselves, and other additional procedures in accordance with auditing standards generally accepted in the United States of America. In our opinion, the schedule of expenditures of federal awards is fairly stated in all material respects in relation to the basic financial statements as a whole.

The purpose of this report on internal control over compliance is solely to describe the scope of our testing of internal control over compliance and the results of that testing based on the requirements of Uniform Guidance. Accordingly, this report is not suitable for any other purpose.

**Gruber and Lopez, Inc.**

*Gruber and Lopez, Inc.*

Newport Beach, California  
December 10, 2024

**City of Gardena**  
**Schedule of Expenditures of Federal Awards**  
**As of June 30, 2024**

| Federal Grantor/Pass-Through, Grantor Program Title                                          | City Designation       | Federal Assistance Listing Number | Agency or Pass-Through Number |    | Federal Expenditures | Expenditures to Subrecipients |
|----------------------------------------------------------------------------------------------|------------------------|-----------------------------------|-------------------------------|----|----------------------|-------------------------------|
| <b>U.S. Department of Housing and Urban Development</b>                                      |                        |                                   |                               |    |                      |                               |
| <i>CDBG-Entitlement Grants Cluster</i>                                                       |                        |                                   |                               |    |                      |                               |
| <i>Direct Programs:</i>                                                                      |                        |                                   |                               |    |                      |                               |
| Community Development Block Grants/Entitlement Grants                                        | CDBG                   | 14.218                            | B-17-MC-06-0577               | \$ | 61,870               | \$ 952                        |
| Community Development Block Grants/Entitlement Grants                                        | CDBG                   | 14.218                            | B-20-MC-06-0577               |    | 10,000               | -                             |
| Community Development Block Grants/Entitlement Grants                                        | CDBG                   | 14.218                            | B-22-MC-06-0577               |    | 130                  | -                             |
| Community Development Block Grants/Entitlement Grants                                        | CDBG                   | 14.218                            | B-23-MC-06-0577               |    | 145,814              | 19,048                        |
| Community Development Block Grants/Entitlement Grants                                        | CDBG-CV 412            | 14.218                            | B-20-MW-06-0577               |    | 3,650                | -                             |
| <b>Total CDBG - Entitlement Grants Cluster</b>                                               |                        |                                   |                               |    | <b>221,464</b>       | <b>20,000</b>                 |
| <i>Pass-through the State of California Department of Housing and Community Development:</i> |                        |                                   |                               |    |                      |                               |
| Home Investment Partnership Program                                                          | State HOME 397         | 14.239                            | 11-HOME-7651                  |    | 20                   | -                             |
| <b>Total U. S. Department of Housing and Urban Development</b>                               |                        |                                   |                               |    | <b>221,484</b>       | <b>20,000</b>                 |
| <b>U.S. Department of Justice</b>                                                            |                        |                                   |                               |    |                      |                               |
| <i>Direct Program:</i>                                                                       |                        |                                   |                               |    |                      |                               |
| Bulletproof Vest Partnership Program                                                         | 010-035-056-0283       | 16.607                            |                               |    | 7,441                | -                             |
| <i>JAG Program Cluster</i>                                                                   |                        |                                   |                               |    |                      |                               |
| <i>Direct Program:</i>                                                                       |                        |                                   |                               |    |                      |                               |
| Edward Byrne Memorial Justice Assistance Grant Program                                       | JAG 358                | 16.738                            | 15PBJA-21-GG-01173-JAGX       |    | 26,126               | -                             |
| Edward Byrne Memorial Justice Assistance Grant Program                                       | JAG 358                | 16.738                            | 15PBJA-22-GG-02632-JAGX       |    | 14,181               | -                             |
| <i>Total JAG Program Cluster</i>                                                             |                        |                                   |                               |    | <b>40,307</b>        | <b>-</b>                      |
| <b>Total U.S. Department of Justice</b>                                                      |                        |                                   |                               |    | <b>47,748</b>        | <b>-</b>                      |
| <b>U.S. Department of Transportation</b>                                                     |                        |                                   |                               |    |                      |                               |
| <i>Highway Planning and Construction Cluster</i>                                             |                        |                                   |                               |    |                      |                               |
| <i>Pass-through the State of California Department of Transportation:</i>                    |                        |                                   |                               |    |                      |                               |
| Highway Planning and Construction (Federal-Aid Highway Program)                              | 081                    | 20.205                            | HSIPL-5276(033)               |    | 143,107              | -                             |
| <b>Total Highway Planning and Construction Cluster</b>                                       |                        |                                   |                               |    | <b>143,107</b>       | <b>-</b>                      |
| <i>Federal Transit Cluster</i>                                                               |                        |                                   |                               |    |                      |                               |
| <i>Direct Programs:</i>                                                                      |                        |                                   |                               |    |                      |                               |
| Federal Transit - Formula Grants (Urbanized Area Formula Program)                            |                        | 20.507                            | CA-2018-128-00                |    | 8,985,066            | -                             |
| Federal Transit - Formula Grants (Urbanized Area Formula Program)                            |                        | 20.507                            | CA-2019-092-00                |    | 421,139              | -                             |
| Federal Transit - Formula Grants (Urbanized Area Formula Program)                            |                        | 20.507                            | CA-2020-241-00                |    | 4,774,539            | -                             |
| Federal Transit - Formula Grants (Urbanized Area Formula Program)                            |                        | 20.507                            | CA-2021-090-00                |    | 1,430,000            | -                             |
| Federal Transit - Formula Grants (Urbanized Area Formula Program)                            |                        | 20.507                            | CA-2021-209-00                |    | 1,804,000            | -                             |
| Federal Transit - Formula Grants (Urbanized Area Formula Program)                            |                        | 20.507                            | CA-2022-129-00                |    | 6,831,935            | -                             |
| <b>Total Federal Transit Cluster</b>                                                         |                        |                                   |                               |    | <b>24,246,679</b>    | <b>-</b>                      |
| <i>Highway Safety Cluster</i>                                                                |                        |                                   |                               |    |                      |                               |
| <i>Passed through the State of California, Office of Traffic Safety:</i>                     |                        |                                   |                               |    |                      |                               |
| State and Community Highway Safety                                                           | Dui Checkpoint 389-466 | 20.600                            | PT23035                       |    | 7,484                | -                             |
| State and Community Highway Safety                                                           | Dui Checkpoint 389-466 | 20.600                            | PT24078                       |    | 20,655               | -                             |
| <b>Total Highway Safety Cluster</b>                                                          |                        |                                   |                               |    | <b>28,139</b>        | <b>-</b>                      |
| <i>Passed through the State of California, Office of Traffic Safety:</i>                     |                        |                                   |                               |    |                      |                               |
| Minimum Penalties for Repeat Offenders for Driving While Intoxicated                         | DUI Checkpoint 389-465 | 20.608                            | PT23035                       |    | 29,930               | -                             |
| Minimum Penalties for Repeat Offenders for Driving While Intoxicated                         | DUI Checkpoint 389-465 | 20.608                            | PT24078                       |    | 51,898               | -                             |
| <b>Total Minimum Penalties for Repeat Offenders for Driving While Intoxicated</b>            |                        |                                   |                               |    | <b>81,829</b>        | <b>-</b>                      |
| <b>Total U.S. Department of Transportation</b>                                               |                        |                                   |                               |    | <b>24,499,754</b>    | <b>-</b>                      |

(continued)

**City of Gardena**  
**Schedule of Expenditures of Federal Awards**

(continued)

| Federal Grantor/Pass-Through, Grantor Program Title                                                  | City Designation                | Federal Assistance Listing Number | Agency or Pass-Through Number |  | Federal Expenditures | Expenditures to Subrecipients |
|------------------------------------------------------------------------------------------------------|---------------------------------|-----------------------------------|-------------------------------|--|----------------------|-------------------------------|
| <b>U.S. Department of Health and Human Services</b>                                                  |                                 |                                   |                               |  |                      |                               |
| <i>Aging Cluster</i>                                                                                 |                                 |                                   |                               |  |                      |                               |
| <i>Passed through Los Angeles County:</i>                                                            |                                 |                                   |                               |  |                      |                               |
| Special Programs for the Aging-Title III, Part B - Grants for Supportive Services and Senior Centers | Telephone Reassurance           | 93.044                            | ENP202105                     |  | 873                  |                               |
| Special Programs for the Aging-Title III, Part B - Grants for Supportive Services and Senior Centers | Supportive Services Program 304 | 93.044                            | SSP192003                     |  | 85,444               |                               |
| Subtotal 93.044                                                                                      |                                 |                                   |                               |  | 86,317               |                               |
| Special Programs for the Aging-Title III, Part C-Nutrition Services                                  | SCAMP, SCAMP HD 302 & 303       | 93.045                            | ENP202105                     |  | 517,627              |                               |
| Nutrition Services Incentive Program                                                                 | SCAMP, SCAMP HD USDA 302 & 303  | 93.053                            | ENP202105                     |  | 49,394               |                               |
| <i>Total Aging Cluster</i>                                                                           |                                 |                                   |                               |  | 653,339              | -                             |
| <i>CCDF Cluster</i>                                                                                  |                                 |                                   |                               |  |                      |                               |
| <i>Passed through the California Department of Education:</i>                                        |                                 |                                   |                               |  |                      |                               |
| Childcare and Development Block Grant                                                                | GFCC 331                        | 93.575                            | CCTR-2085                     |  | 29,050               |                               |
| Childcare and Development Block Grant                                                                | GFCC 331                        | 93.575                            | CCTR-3095                     |  | 60,775               |                               |
| Subtotal 93.575                                                                                      |                                 |                                   |                               |  | 89,825               |                               |
| Childcare Mandatory and Matching Funds of the Childcare and Development Fund                         | GFCC 331                        | 93.596                            | CCTR-2085                     |  | 7,799                |                               |
| Childcare Mandatory and Matching Funds of the Childcare and Development Fund                         | GFCC 331                        | 93.596                            | CCTR-2085                     |  | 132,208              |                               |
| Subtotal 93.596                                                                                      |                                 |                                   |                               |  | 140,007              |                               |
| <i>Total CCDF Cluster</i>                                                                            |                                 |                                   |                               |  | 229,832              | -                             |
| <b>Total U.S. Department of Health and Human Services</b>                                            |                                 |                                   |                               |  | <b>883,171</b>       | -                             |
| <b>U.S. Treasury</b>                                                                                 |                                 |                                   |                               |  |                      |                               |
| <i>Passed-through the State of California Department of Finance</i>                                  |                                 |                                   |                               |  |                      |                               |
| Coronavirus State and Local Fiscal Recovery Funds                                                    | 075                             | 21.027                            |                               |  | 1,566,822            |                               |
| <b>Total U.S. Treasury</b>                                                                           |                                 |                                   |                               |  | <b>1,566,822</b>     | -                             |
| <b>Total Expenditures of Federal Awards</b>                                                          |                                 |                                   |                               |  | <b>\$ 27,218,979</b> | <b>\$ 20,000</b>              |

See notes to schedule of expenditures of federal awards



## CITY OF GARDENA

### Notes to the Schedule of Expenditures of Federal Awards

June 30, 2024

(1) Summary of Significant Accounting Policies Applicable to the Schedule of Expenditures of Federal Awards

The financial reporting entity, as defined by Governmental Accounting Standard Board (GASB), consists of the primary government, which is the City of Gardena, California (City), entities for which the primary government is financially accountable, and other entities for which the nature and significance of their relationship with the primary government are such that exclusion would cause the reporting entity's financial statements to be misleading or incomplete.

The City Council acts as the governing body and is able to impose its will on the following entities by establishing financial accountability: City of Gardena Public Financing Authority.

(a) Scope of Presentation

The accompanying schedule presents only the expenditures incurred by the City of Gardena (City) that are reimbursable under federal programs of federal agencies providing financial assistance. For purposes of this schedule, financial assistance includes both federal financial assistance received directly from a federal agency and expended, as well as federal funds received indirectly by City of Gardena' from a non-federal agency and expended. Only the portion of program expenditures reimbursable with such federal funds are reported in the accompanying schedule. Program expenses in excess of the maximum federal reimbursement authorized or the portion of program expenses that were funded with state, local or other non-federal funds are excluded from the accompanying schedule.

(b) Basis of Accounting

Funds received under the various grant programs have been recorded within the general fund and special revenue funds of the City. The City utilizes the modified accrual basis of accounting for governmental funds. The accompanying schedule of expenditures of federal awards is presented in accordance with the requirements of Title 2 U.S. Code of Federal Regulations Part 200, *Uniform Administrative Requirements, Cost Principles, and Audit Requirements for Federal Awards* (Office of Management and Budget Uniform Grant Guidance).

(c) Schedule of Expenditures of Federal Awards

The accompanying Schedule presents the activity of all federal financial assistance program of the City. Federal financial assistance received directly from federal agencies, as well as, federal financial assistance passed through the State of California: (1) Office of Traffic and Safety, and (2) Department of Finance are included in the Schedule. The Schedule was prepared from only the accounts of various grant programs and therefore does not present the financial position or results of operations of the City.

(d) De Minimus Indirect Cost Rate

The City did not elect to use the 10% de minimus indirect cost rate. However, it should be noted that no indirect costs were charged to the major federal program.

CITY OF GARDENA  
Schedule of Findings and Questioned Costs  
Year ended June 30, 2024

Summary of Auditors' Results

A) Findings Related to the Financial Statements which are Required to be Reported in Accordance with GAGAS

1. An unmodified report was issued by the auditors on the financial statements of the auditee.
2. There were no material weaknesses in internal control nor were there any significant deficiencies.
3. The audit disclosed no instances of noncompliance which were material to the financial statements of the auditee.

(B) Findings and Questioned Costs for Federal Awards as Defined in 2 CFR 200.515(d)

4. There were no material weaknesses or significant deficiencies in internal control over federal major programs of the auditee.
5. An unmodified report was issued by the auditors on compliance for federal major programs.
6. The audit disclosed no audit findings of federal awards required by the auditors to be reported under 2 CFR 200.515(d)
7. The major federal program of the auditee was the: (1) Assistance Listing #20.507 U.S. Department of Transportation – Federal Transit - Formula Grants (Urbanized Area Formula Program).
8. The dollar threshold used to distinguish Type A and Type B programs was \$834,482 under 2 CFR 200.518 (b) (1).
9. The auditee was not considered a low risk auditee as defined by 2 CFR 200.518 for the year ended June 30, 2024 for purposes of determining major programs.

CITY OF GARDENA  
Schedule of Findings and Questioned Costs  
Year ended June 30, 2024

There were no findings noted for fiscal year June 30, 2024.

CITY OF GARDENA  
Summary Schedule of Prior Year (June 30, 2023) Audit Findings  
Year ended June 30, 2024

There were no findings noted in June 30, 2023 that required follow up procedures.



# **City of Gardena**

## **Gardena City Council Meeting**

### **AGENDA REPORT SUMMARY**

Agenda Item No. 14.A  
Section: DEPARTMENTAL  
ITEMS - ELECTED & CITY  
MANAGER'S OFFICES  
Meeting Date: March 25, 2025

TO: THE HONORABLE MAYOR AND MEMBERS OF THE GARDENA CITY COUNCIL

AGENDA TITLE: Approval of One-Year Agreement with Townsend Public Affairs, Inc. for Legislative Advocacy and Grant Funding Services in the amount of \$84,000

#### **COUNCIL ACTION REQUIRED:**

**Staff Recommendation: Approve Agreement**

#### **RECOMMENDATION AND STAFF SUMMARY:**

Townsend Public Affairs, Inc (TPA) was hired by the City of Gardena in March 2022 to help secure state and federal funding for its priority projects. Efforts to advance the City's priority projects included the pursuit of earmarks in the state budget and federal appropriations bills for Fiscal Years 2022-2023, 2023-2024, and 2024-2025. TPA partnered with the City to develop, advocate, and secure several major wins with our elected leaders in Sacramento and in Washington, DC. The TPA/City team worked together to secure over \$12 million in direct funding for priority projects identified by the City, including the following highlights:

- \$4 million for the Digital Equity for all Bridging the Digital Divide (Championed by Assembly Member Muratsuchi)
- \$2 million for the Gardena Boulevard Revitalization (Championed by Senator Bradford)
- \$1 million for the Rosecrans Community Center (Championed by Congresswoman Waters)
- \$3 million for Rowley Park Gymnasium (Championed by Senator Bradford)
- \$2 million for Mas Fukai Park (Championed by Senator Allen)
- \$122,410 for the Energy Efficiency and Conservation Block Grant (EECBG) program for Electric Vehicles

In addition to these items, TPA will continue to look for federal and state legislative opportunities for the City. TPA will not increase their fees for this agreement cycle and has been the same since the City contracted with them in March 2022. Total fees to date have totaled \$252,000 and TPA has been able to secure over \$12 million in funding which is a 4,710% return on investment.

Staff recommends that the City Council approve a one-year contract with Townsend Public Affairs, Inc., in the amount of \$84,000 to provide legislative advocacy and grant writing services.

**FINANCIAL IMPACT/COST:**

General Fund - \$84,000

**ATTACHMENTS:**

[townsend public affairs psa 2-13-25.pdf](#)

[TPA City Council Presentation March 2025.pdf](#)

APPROVED:

A handwritten signature in blue ink, appearing to read "Clint Osorio", is centered within a light gray rectangular box.

---

Clint Osorio, City Manager

AGREEMENT BETWEEN  
THE CITY OF GARDENA  
AND  
**TOWNSEND PUBLIC AFFAIRS, INC. (TPA)**

This contract, hereinafter referred to as Agreement is entered into this 16th day of March, 2025, by and between THE CITY OF GARDENA ("City") and TOWNSEND PUBLIC AFFAIRS, INC., (TPA), a California Corporation ("Consultant"). Based on the mutual promises and covenants contained herein, the Parties hereto agree, as follows.

1. Recitals.

- A. Whereas, City requires the services of a professional to provide legislative advocacy and grant funding services; and
- B. Whereas, Consultant has represented that it is qualified by virtue of experience, training, education and expertise to provide these services; and
- C. Whereas, City has determined that the public interest, convenience and necessity require the execution of this Agreement.
- D. WHEREAS, no official or employee of City has a financial interest, within the provisions of sections 1090-1092 of the California Government Code, in the subject matter of this Agreement.

2. Services.

A. The services to be performed by Consultant shall consist of the following ("Services"): As specified in **Exhibit "A"**, attached hereto and incorporated herein by reference, unless otherwise instructed by City.

B. The Services shall be performed in accordance with the Project Schedule set forth in **Exhibit A**. Consultant shall not be liable for any failure or delay in furnishing proposed Services resulting from fire, explosion, flood, storm, Act of God, governmental acts, orders or regulations, hostilities, civil disturbances, strikes, labor difficulties, difficulty in obtaining parts, supplies, or shipping facilities, inability to obtain or delays in obtaining suitable material or facilities required for performance, temporary unavailability of qualified personnel, failure by City to provide appropriate access to equipment or personnel, or other causes beyond Consultant's reasonable control.

3. Additional Services. If City determines that additional Services are required to be provided by Consultant in addition to the Services set forth above, City shall authorize Consultant to perform such additional Services in writing ("Additional Services"). Such Additional Services shall be specifically described and approved by City in writing prior to the performance thereof. Consultant shall be compensated for such Additional Services

in accordance with the amount agreed upon in writing by the Parties. No compensation shall be paid to Consultant for Additional Services which are not specifically approved by City in writing.

4. Consultant's Proposal. This Agreement shall include Consultant's proposal or bid which is incorporated herein as **Exhibit A**. In the event of any inconsistency between the terms of the proposal and this Agreement, this Agreement shall govern.

5. Timing of Performance. Time is of the essence with respect to Consultant's performance of the Services required by this Agreement. Consultant shall diligently and timely pursue and complete the performance of the Services required of it by this Agreement as set forth in **Exhibit A**. City, in its sole discretion, may extend the time for performance of any Service.

6. Compensation. Compensation for the Services shall be billed as set forth in **Exhibit A**, attached hereto. The Compensation is inclusive of all costs that may be incurred by Consultant in performance of the Services, including but not limited to such items as travel, copies, delivery charges, phone charges, and facsimile charges, unless otherwise. In no event shall compensation under this Agreement exceed **EIGHTY-FOUR THOUSAND and 00/00 (\$84,000.00)** without the prior written authorization of the City Council.

7. Term of Agreement/Termination. This Agreement shall commence on the Effective Date and continue for a period of one (1) year, ending on March 15, 2026, unless previously terminated as provided herein or as otherwise agreed to in writing by the parties.

A. This Agreement shall be effective as of the date of execution by the City and shall remain in effect until all Services are completed or until terminated as provided for herein.

B. City may terminate this Agreement without cause by providing written notice to Consultant not less than ten days prior to an effective termination date. City's only obligation in the event of termination will be payment of fees and allowed expenses incurred up to and including the effective date of termination.

C. Unless for cause, Consultant may not terminate this Agreement. If Consultant is terminating this Agreement for cause, it must provide the City with thirty (30) days written notice.

D. Upon receipt of a termination notice, Consultant shall: (1) promptly discontinue all Services, unless the notice directs otherwise; and (2) within ten (10) days, deliver to City all files, data, reports, estimates, summaries, and such other information and materials as may have been accumulated or prepared to date by Consultant in performing the Services under this Agreement, whether completed or in progress. Consultant shall provide these documents by both hard copy and in electronic format if



available. In the event of termination for other than cause attributable to Consultant, Consultant shall be entitled to reasonable compensation for the Services it performs up to the date of termination and shall be deemed released from liability for any work assigned but not completed as of the effective date of termination.

8. Agreement Administrator. For purposes of this Agreement, City designates Clint D. Osorio, City Manager, or designee, as the Agreement Administrator who shall monitor Consultant's performance under this Agreement. Consultant shall be notified in writing of any deficiency in the performance of this Agreement in a timely manner by Agreement Administrator. Consultant shall have five (5) business days from receipt of the notification to cure any deficiency to the reasonable satisfaction of the Agreement Administrator. All costs for such corrections shall be borne by Consultant and shall not increase Consultant's fees due hereunder. Should the Agreement Administrator determine that Consultant has not performed its obligation as stated in this Agreement in a satisfactory manner, City may terminate this Agreement for cause as specified in Section- Term of Agreement/Termination. All notices, invoices or other documents shall be addressed to the Agreement Administrator, as well as all substantive issues relating to this contract. City reserves the right to change this designation upon written notice to Consultant.

9. Invoices and Payments.

A. Payment shall be made upon receipt and approval of invoices for Services rendered. In order for payment to be made, Consultant's invoice must include an itemization as to the services rendered, date(s) of service, direct and/or subcontract costs, and be submitted on an official letterhead or invoice with Consultant's name, address, and telephone number referenced.

B. The Agreement Administrator shall review the invoices to determine whether services performed and documents submitted are consistent with this Agreement. Payment shall be made within forty-five (45) days following receipt of the invoice or the Agreement Administrator shall provide Consultant with a written statement objecting to the charges and stating the reasons therefore.

C. Payment by City under this Agreement shall not be deemed a waiver of defects, even if such defects were known to City at the time of payment.

10. Records/Audit.

A. Consultant shall be responsible for ensuring accuracy and propriety of all billings and shall maintain all supporting documentation for a minimum of three (3) years from the completion date of the Services under this agreement the following records:

1. All accounts and records, including personnel, property and financial, adequate to identify and account for all costs pertaining to this Agreement and assure proper accounting for all funds;

2. Records which establish that Consultant and any subconsultant who renders Services under this Agreement are in full compliance with the requirements of this Agreement and all federal, state and local laws and regulations

3. Any additional records deemed necessary by City to assume verification of full compliance with this Agreement.

B. City shall have the right to audit Consultant's invoices and all supporting documentation for purposes of compliance with this Agreement for a period of three years following the completion of Services under this Agreement.

C. Upon reasonable notice from City or any other governmental agency, Consultant shall cooperate fully with any audit of its billings conducted by, or of, City and shall permit access to its books, records and accounts as may be necessary to conduct such audits.

11. Successors and Assignment. This Agreement covers professional services of a specific and unique nature. Except as otherwise provided herein, Consultant shall not assign or transfer its interest in this Agreement or subcontract any services to be performed without amending this Agreement. This Agreement shall be binding upon the heirs, executors, administrators, successors and assigns of the parties hereto.

12. Change in Name, Ownership or Control. Consultant shall notify the Agreement Administrator, in writing, of any change in name, ownership or control of Consultant's firm or subconsultant. Change of ownership or control of Consultant's firm may require an amendment to the Agreement.

13. Key Personnel. City has relied upon the professional training and ability of Consultant to perform the Services hereunder as a material inducement to enter into this Agreement. Consultant shall provide properly skilled professional and technical personnel to perform all Services under this Agreement. In the event that City, in its sole discretion, at any time during the Agreement, desires the removal of any person or persons assigned by Consultant to perform Services pursuant to this Agreement, Consultant shall remove any such person immediately upon receiving notice from City.

14. Performance By Consultant. Consultant shall maintain or exceed the level of competency presently maintained by other similar practitioners in the State of California, for professional and technical soundness, accuracy and adequacy of all work, advice and material furnished under this Agreement.

15. Use of Materials.

A. City shall make available to Consultant such materials from its files as may be required by Consultant to perform Services under this Agreement. Such materials shall remain the property of City while in Consultant's possession. Upon termination of this Agreement and payment of outstanding invoices of Consultant, or completion of work

under this Agreement, Consultant shall return to City any property of City in its possession and any calculations, notes, reports, electronic files, or other materials prepared by Consultant in the course of performance of this Agreement.

B. City may utilize any material prepared or work performed by Consultant pursuant to this Agreement, including computer software, in any manner, which City deems proper without additional compensation to Consultant. Consultant shall have no responsibility or liability for any revisions, changes, or corrections made by City, or any use or reuse pursuant to this paragraph unless Consultant accepts such responsibility in writing.

16. Nonuse of Intellectual Property of Third Parties. Consultant shall not use, disclose or copy any intellectual property of any third parties in connection with work carried out under this Agreement, except for intellectual property for which Consultant has a license. Consultant shall indemnify and hold City harmless against all claims raised against City based upon allegations that Consultant has wrongfully used intellectual property of others in performing work for City, or that City has wrongfully used intellectual property developed by Consultant pursuant to this Agreement.

17. Ownership of Work Product. All documents or other information created, developed, or received by Consultant shall, for purposes of copyright law, be deemed works made for hire for City by Consultant and shall be the sole property of City. Consultant shall provide City with copies of these items upon demand, and in any event, upon termination of this Agreement.

18. Confidentiality Clause. Consultant acknowledges that some of the material and information that may come into its possession or knowledge in connection with this Agreement or its performance may consist of information that is exempt from disclosure to the public or other unauthorized persons under either state or federal statutes ("Confidential Information"). Confidential Information includes, but is not limited to, names, addresses, Social Security numbers, e-mail addresses, telephone numbers, financial profiles, credit card information, driver's license numbers, medical data, law enforcement records, agency source code or object code, agency security data, or information identifiable to an individual that relates to any of these types of information. Consultant agrees to hold Confidential Information in strictest confidence and not to make use of Confidential Information for any purpose other than the performance of this Agreement, to release it only to authorized employees or Sub-consultants requiring such information for the purposes of carrying out this Agreement, and not to release, divulge, publish, transfer, sell, disclose, or otherwise make the information known to any other party without City's express written consent or as provided by law. Consultant agrees to release such information or material only to employees or Sub-consultants who have signed a nondisclosure agreement, the terms of which have been previously approved by City. Consultant agrees to implement physical, electronic, and managerial safeguards to prevent unauthorized access to Confidential Information.

"Personal information" including, but not limited to, "Protected Health Information" (PHI)

under Health Insurance Portability And Accountability Act (HIPAA), individuals' names, addresses, phone numbers, birth dates, and social security numbers collected, used, or acquired in connection with this Agreement shall be protected against unauthorized use, disclosure, modification or loss.

HIPAA establishes national minimum standards for the use and disclosure of certain health information. The Consultant must comply with all HIPAA requirements and rules when determined applicable by the City. If City determines that (1) City is a "covered entity" under HIPAA, and that (2) Consultant will perform "business associate" services and activities covered under HIPAA, then at City's request, Consultant agrees to execute City's Agreement in compliance with HIPAA.

Consultant shall ensure its directors, officers, employees, Sub-consultants or agents use personal information solely for the purposes of accomplishing the services set forth herein. Consultant and its Sub-consultants agree not to release, divulge, publish, transfer, sell or otherwise make known to unauthorized persons personal information without the express written consent of the City or as otherwise required by law.

Any breach of this provision may result in termination of the Agreement and demand for return of all personal information. Moreover, Consultant will indemnify and hold the City harmless from and against all losses and damages resulting from any unauthorized or improper disclosure, dissemination or use of the information as a result, in whole or in part, of Consultant's action or inaction.

19. Legal Requirements.

A. Consultant shall secure and maintain all licenses or permits required by law, including a City business license, and shall comply with all ordinances, laws, orders, rules, and regulations pertaining to the work.

B. Consultant warrants that it shall perform the Services required by this Agreement in compliance with all applicable Federal and California employment laws, including, but not limited to, those laws related to minimum hours and wages; occupational health and safety; fair employment and employment practices; workers' compensation insurance and safety in employment; and all other Federal, State and local laws and ordinances applicable to the services required under this Agreement. Consultant shall indemnify and hold harmless City from and against all claims, demands, payments, suits, actions, proceedings, and judgments of every nature and description including attorneys' fees and costs, presented, brought, or recovered against City for, or on account of any liability under any of the above-mentioned laws, which may be incurred by reason of Consultant's performance under this Agreement.

C. Consultant covenants that there shall be no discrimination based upon race, color, creed, religion, sex, marital status, age, handicap, national origin or ancestry, or any other category forbidden by law in performance of this Agreement.

20. Conflict of Interest and Reporting.

A. Consultant shall at all times avoid conflicts of interest or the appearance of a conflict of interest in the performance of this Agreement. If required, Consultant shall comply with the City's Conflict of Interest reporting requirements. Consultant understands that pursuant to Gardena Municipal Code sections 2.24.020H and 2.24.025G, it is forbidden to make any contribution to a candidate or committee of a candidate for a municipal office of the City, or to an officeholder, until the completion of Services to be performed under this Agreement.

B. Consultant and its representatives shall refrain from lobbying City of Gardena officials, employees and representatives for the duration of this Agreement.

21. Guarantee and Warranty. Consultant warrants to City that the material, analysis, data, programs and Services to be delivered or rendered hereunder will be of the kind and quality designated and will be performed by qualified personnel. Without waiver of City's other rights or remedies, City may require Consultant to re-perform any of said Services, which were not performed in accordance with these standards. Consultant shall perform the remedial Services at its sole expense.

22. Insurance.

A. Commencement of Work. Consultant shall not commence work under this Agreement until it has obtained City approved insurance. Before beginning work hereunder, during the entire period of this Agreement, for any extensions hereto, and for periods after the end of this Agreement as may be indicated below, Consultant must have and maintain in place all of the insurance coverage required in this Section. Consultant's insurance shall comply with all items specified by this Agreement. Any subcontractors shall be subject to all of the requirements of this Section and Consultant shall be responsible to obtain evidence of insurance from each subcontractor and provide it to City before the subcontractor commences work. Alternatively, Consultant's insurance may cover all subcontractors.

B. Insurance Company Requirements. All insurance policies used to satisfy the requirements imposed hereunder shall be issued by insurers admitted to do business in the State of California. Insurers shall have a current Best's rating of not less than A-:VII, unless otherwise approved by City.

C. Coverage, Limits and Policy Requirements. Consultant shall maintain the types of coverage and limits indicated below:

1. Commercial General Liability Insurance - a policy for occurrence coverage for bodily injury, personal injury and property damage, with coverage at least as broad as Insurance Services Office Form CG 00 01, with no special limitations affecting City. The limit for all coverage under this policy shall be no less than one million dollars (\$1,000,000.00) per occurrence.

2. Commercial Auto Liability Insurance - a policy with coverage at least as broad as Insurance Services Office form CA 0001, including Symbol 1 (any auto) with no special limitations affecting City. The limit for bodily injury and property damage liability shall be no less than one million dollars (\$1,000,000.00) per accident.

3. Policy Requirements. The policies set forth above shall comply with the following, as evidenced by the policies or endorsements to the policies:

a. The City, its appointed and elected officers, employees, agents and volunteers shall be added as additional insured to the policy.

b. The insurer shall agree to provide City with thirty (30) days prior written notice, return receipt requested, of any cancellation, non-renewal or material change in coverage.

c. For any claims with respect to the Services covered by this Agreement, Consultant's insurance coverage shall be primary insurance as respects the City, its elected and appointed officers, employees, agents and volunteers. Any insurance or self-insurance maintained by the City, its elected and appointed officers, employees, agents and volunteers shall be excess of Consultant's insurance and shall not contribute with it.

4. Worker's Compensation and Employer's Liability Insurance - a policy which meets all statutory benefit requirements of the Labor Code, or other applicable law, of the State of California. The minimum coverage limits for said insurance shall be no less than one million dollars per claim. The policy shall be issued by an insurance company which is admitted to do business in the State of California and shall contain a clause that the policy may not be canceled without thirty (30) days prior written notice, return receipt requested, is mailed to City.

5. Professional Errors & Omissions - a policy with minimum limits of one million dollars (\$1,000,000.00) per claim and aggregate. This policy shall be issued by an insurance company which is admitted to do business in the State of California and Consultant shall contain a clause that the policy may not be canceled until thirty (30) days written notice, return receipt requested, is mailed to City.

D. Additional Requirements. The procuring of such required policies of insurance shall not be construed to limit Consultant's liability hereunder or to fulfill the indemnification provisions and requirements of this Agreement. There shall be no recourse against City for payment of premiums or other amounts with respect thereto. City shall notify Consultant in writing of changes in the insurance requirements. If Consultant does not deposit copies of acceptable insurance policies or endorsements with City incorporating such changes within sixty (60) days of receipt of such notice, Consultant shall be deemed in default hereunder.

E. Deductibles. Any deductible or self-insured retention over \$25,000 per

occurrence must be declared to and approved by City. Any deductible exceeding an amount acceptable to City shall be subject to the following changes: either the insurer shall eliminate or reduce such deductibles or self-insured retentions with respect to City, its officers, employees, agents and volunteers (with additional premium, if any, to be paid by Consultant); or Consultant shall provide satisfactory financial guarantee for payment of losses and related investigations, claim administration and defense expenses.

F. **Verification of Compliance.** Consultant shall furnish City with original policies or certificates and endorsements effecting coverage required by this Agreement. The endorsements are to be signed by a person authorized by the insurer to bind coverage on its behalf. All endorsements are to be received and approved by City before work commences. Not less than fifteen (15) days prior to the expiration date of any policy of insurance required by this Agreement, Consultant shall deliver to City a binder or certificate of insurance with respect to each renewal policy, bearing a notation evidencing payment of the premium therefore, or accompanied by other proof of payment satisfactory to City. Consultant shall provide full copies of any requested policies to City within three (3) days of any such request by City.

G. **Termination for Lack of Required Coverage.** If Consultant, for any reason, fails to have in place, at all times during the term of this Agreement, including any extension hereto, all required insurance and coverage, City may immediately obtain such coverage at Consultant's expense and/or terminate this Agreement.

## 23. Indemnity.

A. Consultant assumes all risk of injury to its employees, agents, and contractors, including loss or damage to property.

B. Consultant agrees to defend, indemnify, hold free and harmless the City, its elected officials, officers, agents, employees and volunteers, at Consultant's sole expense, from and against any and all claims, actions, suits or other legal proceedings brought against the City, its elected officials, officers, agents, employees and volunteers arising out of the performance of the Consultant, its employees, and/or authorized subcontractors, of the work undertaken pursuant to this Agreement. The defense obligation provided for hereunder shall apply without any advance showing of negligence or wrongdoing by the Consultant, its employees, and/or authorized subcontractors, but shall be required whenever any claim, action, complaint, or suit asserts as its basis the negligence, errors, omissions or misconduct of the Consultant, its employees, and/or authorized subcontractors, and/or whenever any claim, action, complaint or suit asserts liability against the City, its elected officials, officers, agents, employees and volunteers based upon the work performed by the Consultant, its employees, and/or authorized subcontractors under this Agreement, whether or not the Consultant, its employees, and/or authorized subcontractors are specifically named or otherwise asserted to be liable. Notwithstanding the foregoing, the Consultant shall not be liable for the defense or indemnification of the City for claims, actions, complaints or suits arising out of the sole negligence or willful misconduct of the City. This provision shall supersede and replace

all other indemnity provisions contained either in the City's specifications or Consultant's Proposal, which shall be of no force and effect.

C. No official, employee, agent or volunteer of City shall be personally liable for any default or liability under this Agreement.

24. Independent Contractor. Consultant agrees to furnish consulting services in the capacity of an independent contractor and neither Consultant nor any of its employees shall be considered to be an employee or agent of City.

25. PERS Eligibility Indemnification. In the event that Consultant or any employee, agent, or subcontractor of Consultant providing Services under this Agreement claims or is determined by a court of competent jurisdiction or the California Public Employees Retirement System (PERS) to be eligible for enrollment in PERS as an employee of the City, Consultant shall indemnify, defend, and hold harmless City for the payment of any employee and/or employer contributions for PERS benefits on behalf of Consultant or its employees, agents, or subcontractors, as well as for the payment of any penalties and interest on such contributions, which would otherwise be the responsibility of City.

Notwithstanding any other agency, state or federal policy, rule, regulation, law or ordinance to the contrary, Consultant and any of its employees, agents, and subcontractors providing service under this Agreement shall not qualify for or become entitled to, and hereby agree to waive any claims to, any compensation, benefit, or any incident of employment by City, including but not limited to eligibility to enroll in PERS as an employee of City and entitlement to any contribution to be paid by City for employer contribution and/or employee contributions for PERS benefits.

26. Notices. Any notice or communication given under this Agreement shall be effective when deposited, postage prepaid, with the United States Postal Service and addressed to the contracting parties. Name, address, telephone and facsimile numbers of the parties are as follows:

City of Gardena:  
1700 West 162nd Street  
Gardena, California 90247-3732  
Attn: Clint D. Osorio  
Title: City Manager  
Email: cosorio@cityofgardena.org  
Telephone: (310) 217-9503

To Consultant: Townsend Public Affairs, Inc.  
1401 Dove Street, Suite 330  
Newport Beach, CA 92660  
Attn: Christopher Townsend, President  
Email: ctownsend@townsendpa.com  
Telephone: (949) 278-1091



Either party may change the information to which notice or communication is to be sent by providing advance written notice to the other party.

27. Severability. If any provision of this Agreement shall be held illegal, invalid, or unenforceable, in whole or in part, such provision shall be modified to the minimum extent necessary to make it legal, valid, and enforceable, and the legality, validity, and enforceability of the remaining provisions shall not be affected thereby.

28. Jurisdiction and Venue. This Agreement shall be deemed a contract under the laws of the State of California and for all purposes shall be interpreted in accordance with such laws. Both parties hereby agree and consent to the exclusive jurisdiction of the courts of the State of California and that the venue of any action brought hereunder shall be Los Angeles County, California.

29. Waiver. No delay or failure by either Party to exercise or enforce at any time any right or provision of this Agreement shall be considered a waiver thereof or of such Party's right thereafter to exercise or enforce each and every right and provision of this Agreement. To be valid a waiver shall be in writing but need not be supported by consideration. No single waiver shall constitute a continuing or subsequent waiver.

30. Electronic Signatures. The parties hereby acknowledge and agree that electronic records and electronic signatures, as well as facsimile signatures, used in connection with the execution of this Agreement and electronic signatures, facsimile signatures or signatures transmitted by electronic mail in so-called pdf format shall be legal and binding and shall have the same full force and effect as if a paper original of this Agreement had been delivered and had been signed using a handwritten signature. City and Consultant (i) agree that an electronic signature, whether digital or encrypted, of a party to this Agreement is intended to authenticate this writing and to have the same force and effect as a manual signature, (ii) intend to be bound by the signatures (whether original, faxed or electronic) on any document sent or delivered by facsimile or, electronic mail, or other electronic means, (iii) are aware that the other party will rely on such signatures, and (iv) hereby waive any defenses to the enforcement of the terms of this Agreement based on the foregoing forms of signature. If this Agreement has been executed by electronic signature, all parties executing this document are expressly consenting under the United States Federal Electronic Signatures in Global and National Commerce Act of 2000 ("E-SIGN") and California Uniform Electronic Transactions Act ("UETA")(Cal. Civ. Code § 1633.1, et seq.), that a signature by fax, email or other electronic means shall constitute an Electronic Signature to an Electronic Record under both E-SIGN and UETA with respect to this specific transaction.

31. Joint Drafting. Each party acknowledges that it has had an adequate opportunity to review each and every provision in this Agreement and to submit the same to counsel and other consultants for review and comment and that the parties jointly drafted this Agreement. No provision of this Agreement or any Assignment shall be construed more strictly against one party than the other party by reason that one or the other party

proposed, drafted or modified such provision or any other existing or proposed provision.

32. Public Records Act Disclosure. Consultant has been advised and is aware that this Agreement and all reports, documents, information and data, including, but not limited to, computer tapes, discs or files furnished or prepared by Consultant, or any of its subcontractors, pursuant to this Agreement and provided to City may be subject to public disclosure as required by the California Public Records Act (California Government Code section 7920.000 *et seq.*). Exceptions to public disclosure may be those documents or information that qualify as trade secrets, as that term is defined in the California Government Code section 7924.510, and of which Consultant informs City of such trade secret. The City will endeavor to maintain as confidential all information obtained by it that is designated as a trade secret. The City shall not, in any way, be liable or responsible for the disclosure of any trade secret including, without limitation, those records so marked if disclosure is deemed to be required by law or by order of the Court.

33. Authority to Execute. The persons executing this Agreement on behalf of the parties warrant that they are duly authorized to execute this Agreement.

34. Attorney's Fees. In the event that legal action is necessary to enforce the provisions of this Agreement, or to declare the rights of the parties hereunder, the parties agree that the prevailing party in the legal action shall be entitled to recover attorney's fees and court costs from the opposing party.

35. Section Headings. The Section headings used in this Agreement are for reference purposes only and shall have no binding effect.

36. Entire Agreement. This Agreement contains the entire understanding between City and Consultant. Any prior agreement, promises, negotiations or representations not expressly set forth herein are of no force or effect. Subsequent modifications to this Agreement shall be effective only if in writing and signed by both parties. This Agreement may be signed by the parties hereto in separate counterparts, including both counterparts that are executed on paper and counterparts that are in the form of electronic signatures. Electronic signatures include facsimile or email electronic signatures. Each executed counterpart shall be deemed an original. All counterparts, taken together, constitute the executed Agreement.

IN WITNESS WHEREOF, the parties have hereunto affixed their names as of the day and year written below.

**“City”**  
**City of Gardena**

By: \_\_\_\_\_  
**Tasha Cerda, Mayor**

Date: \_\_\_\_\_

**“Consultant”**  
**Townsend Public Affairs, Inc. (TPA)**

By: \_\_\_\_\_  
**Christopher Townsend, President**

Date: February 14, 2025


By: \_\_\_\_\_  
**Christopher Townsend, Secretary**

Date: February 14, 2025

ATTEST:

\_\_\_\_\_  
Mina Semenza, City Clerk

APPROVED AS TO FORM:

\_\_\_\_\_  
Carmen Vasquez, City Attorney

# EXHIBIT A

# TOWNSEND

PUBLIC AFFAIRS

EST **TPA** 1998

SACRAMENTO • WASHINGTON D.C.  
NORTHERN CALIFORNIA • CENTRAL CALIFORNIA  
SOUTHERN CALIFORNIA



**Proposal for  
Legislative Advocacy  
and Grant Writing Services**

**February 10, 2025**



February 10, 2025

Clint Osorio, City Manager  
City of Gardena  
1700 West 162nd Street  
Gardena, CA 90247

Dear Mr. Osorio:

Thank you for the opportunity for Townsend Public Affairs, Inc. ("TPA") to submit our proposal for Legislative Advocacy and Grant Support to the City of Gardena ("City").

Since its inception in 1998, TPA has earned the reputation as a ***Champion for Better Communities*** by providing the experience, resources, and relationships expected from a premier legislative advocacy and grant writing firm while also giving clients the unique brand of customer service they deserve: personal attention, maximum accessibility, and passion for their mission.

Our strategic approach to advocacy and funding is tailored to meet the individual needs of each client by leveraging the breadth and depth of our team as well as our vast network of relationships with key stakeholders and decision makers.

**Utilizing this method on behalf of our clients, TPA has shepherded over 150 legislative and regulatory proposals into law and secured over \$3.2 billion in competitive funding from state, federal, and local government agencies as well as nonprofit foundations and private companies. Of this amount, TPA helped secure over \$12 million in state and federal funding for the City of Gardena's projects. The City is currently situated to secure an additional \$800,000 in FY 2025 federal earmark funding, pending approval of the final appropriations bills.**

Thank you again for your interest in our firm and your consideration of this proposal. Please contact us if you have any questions or need additional information. We would be honored to continue to serve the City of Gardena.

Yours truly,

A handwritten signature in blue ink, appearing to read "Chris Townsend", is written over a light blue circular stamp.

Christopher Townsend  
President



# FIRM OVERVIEW

TPA is a state and federal legislative advocacy and grant writing firm that provides lobbying and funding services to public agencies and nonprofit organizations throughout California.

- **Founder/Owner/President:** Christopher Townsend
- **Advocacy Success:** Shepherded **over 150** client-sponsored legislative proposals into law
- **Funding Success:** Over **\$3.2 billion** in state, federal, and local government grants as well as grants from nonprofit organizations and private companies
- **Longevity:** 26 years (founded in 1998)
- **Number of Employees:** 22
- **Number of Registered State and Federal Lobbyists and Grant Writers:** 17
- **Number of Offices: Five**
  - TPA State Capitol Office, Sacramento
  - TPA Federal Office, Washington, DC
  - TPA Northern California Office, Oakland
  - TPA Central California Office, Fresno
  - TPA Southern California Office, Newport Beach
- **Types of Clients:**
  - City Governments
  - County Governments
  - Water and Sanitation Districts
  - Transportation Districts
  - K–12 School Districts
  - Community College Districts
  - Parks and Recreation Districts
  - Fire Protection Districts
  - Museums, Science Centers, and Cultural Facilities
- **Areas of Specialization:**
  - Local Governance (Cities, Counties, Special Districts)
  - Transportation Policy and Infrastructure
  - Water and Sanitation Policy and Infrastructure
  - Education Policy and Infrastructure
  - Housing and Economic Development
  - Parks and Community Facilities (Recreational, Cultural, Historical)
  - Energy, Environment, and Natural Resources
  - Public Safety
  - Budget and Finance
- **Ranking by Revenue Reported to the California Secretary of State:**
  - 7<sup>th</sup> of 491 Firms Registered for the 2023–24 Legislative Session
  - 99<sup>th</sup> Percentile
- **More California public agencies** have hired TPA to represent them in **Washington, DC** than any other advocacy firm in the nation.



## FIRM OVERVIEW

## STATE LEGISLATIVE ADVOCACY ACHIEVEMENTS

| Policy Sector                              | Issue                        | Outcome Of Lobbying Efforts                                                                                                                                                                                                                                                                                                                                                                                                                                  |
|--------------------------------------------|------------------------------|--------------------------------------------------------------------------------------------------------------------------------------------------------------------------------------------------------------------------------------------------------------------------------------------------------------------------------------------------------------------------------------------------------------------------------------------------------------|
| <b>Municipal Management</b>                | Local Control                | <ul style="list-style-type: none"> <li>AB 2339 (Gipson, 2018) signed into law to permit cities to sell its drinking water property in special circumstances</li> <li>Secured a state audit request of the State Department of Health Care Services due to its management of sober living homes</li> <li>SB 927 (Anderson, 2016) signed into law to permit public utility districts to establish district boundaries without legislation.</li> </ul>          |
|                                            | Local Infrastructure Revenue | <ul style="list-style-type: none"> <li>Several bills signed into law to facilitate the voter consideration of local revenue measures</li> <li>Worked with numerous local governments on elements of redevelopment dissolution to maximize contractual obligations and implementation of local plans</li> </ul>                                                                                                                                               |
|                                            | Cannabis                     | <ul style="list-style-type: none"> <li>AB 2020 (Quirk, 2018), signed into law to allow cities to approve temporary cannabis events</li> <li>Led a coalition to help pass California's first medicinal cannabis regulatory framework legislation</li> </ul>                                                                                                                                                                                                   |
| <b>Transportation</b>                      | Local Streets & Roads        | <ul style="list-style-type: none"> <li>AB 2496 (Petrie-Norris, 2022) signed into law to mitigate loud vehicle noise</li> <li>Relinquishment of certain sections of Highway 1, SR 133, Beach Boulevard and other state highway systems to the jurisdiction of local cities</li> </ul>                                                                                                                                                                         |
|                                            | Transit Districts            | <ul style="list-style-type: none"> <li>AB 3177 (Chavez, 2018) signed into law to permit the North County Transit District to negotiate procurements on the open market</li> <li>AB 354 (Nguyen, 2023) signed into law to expand SacRT's Board of Directors</li> <li>AB 1052 (McCarty, 2023) signed into law to enable SacRT to limit potential future tax measures to jurisdictions within its boundary</li> </ul>                                           |
|                                            | Vehicle Code                 | <ul style="list-style-type: none"> <li>AB 705 (Lowenthal, 2023) signed into law to expand the allowable length of a vehicle that could be defined as an autoette</li> </ul>                                                                                                                                                                                                                                                                                  |
| <b>Water &amp; Sanitation</b>              | Water Quality                | <ul style="list-style-type: none"> <li>AB 2022 (Gordon, 2016) first bill signed into law in the nation to allow the bottling of advanced recycled water for educational purposes</li> </ul>                                                                                                                                                                                                                                                                  |
|                                            | Water District Formation     | <ul style="list-style-type: none"> <li>SB 634 (Wilk, 2017) signed into law to consolidate multiple existing water agencies to create the Santa Clarita Valley Water Agency</li> </ul>                                                                                                                                                                                                                                                                        |
|                                            | Sanitation Infrastructure    | <ul style="list-style-type: none"> <li>SB 991 (Newman, 2022) signed into law to permit local agencies to use progressive design build for water projects</li> </ul>                                                                                                                                                                                                                                                                                          |
| <b>Housing &amp; Community Development</b> | Homelessness                 | <ul style="list-style-type: none"> <li>Creation of the Homelessness Emergency Aid Program (HEAP) to provide funding to cities, counties, and continuums of care</li> <li>Creation of the Homeless Housing, Assistance, and Prevention (HHAP) Grant Program</li> <li>AB 1285 (Wicks, 2023), signed into law to require continuums of care to provide evidence of encampment resolution impacts in regionally coordinated homelessness action plans</li> </ul> |



## FIRM OVERVIEW

|                                |                                |                                                                                                                                                                                                                                                                                                                                                                                                                                            |
|--------------------------------|--------------------------------|--------------------------------------------------------------------------------------------------------------------------------------------------------------------------------------------------------------------------------------------------------------------------------------------------------------------------------------------------------------------------------------------------------------------------------------------|
|                                |                                | <ul style="list-style-type: none"> <li>AB 2011 (Wicks, 2022) signed into law to construct 2 million units of affordable and mixed-income housing along transit-friendly commercial corridors</li> </ul>                                                                                                                                                                                                                                    |
|                                | Affordable Housing             | <ul style="list-style-type: none"> <li>SB 593 (Wiener, 2023) signed into law to finance affordable housing units</li> <li>SB 591 (2021, Becker) signed into law to increase the production of intergenerational housing developments</li> </ul>                                                                                                                                                                                            |
|                                | Community Development          | <ul style="list-style-type: none"> <li>AB 1486 (Ting, 2019) signed into law to clarify and strengthen provisions in the Surplus Land Act to promote the use of public land for affordable housing projects.</li> </ul>                                                                                                                                                                                                                     |
| Recreation & Natural Resources | Park and Recreation Facilities | <ul style="list-style-type: none"> <li>Implementation of Prop 68, which allocated \$4 billion to parks and recreation programs</li> <li>SB 5 (De Leon, 2017) signed into law to allocate \$3.5 billion in state funding for parks, drought/water, and flood protection programs</li> <li>Secured amendments to AB 1737 (2022, Holden) to protect cities from several onerous requirements related to the operation of day camps</li> </ul> |
|                                | Energy                         | <ul style="list-style-type: none"> <li>Secured amendments to SB 379 (2022, Weiner) to protect cities utilizing online, automated platforms for issuing solar-energy system permits</li> </ul>                                                                                                                                                                                                                                              |
| Public Safety                  | Crime Reduction                | <ul style="list-style-type: none"> <li>AB 645 (Friedman, 2023) signed into law to implement speed safety system pilot programs</li> <li>SB 1079 (2022, Portantino) signed into law to permit the use of sound activated devices to prevent loud, modified exhaust systems</li> </ul>                                                                                                                                                       |
|                                | E-Bike Safety                  | <ul style="list-style-type: none"> <li>SB 381 (Min, 2023) signed into law to require a study on electric bicycles and the safety of riders and pedestrians</li> </ul>                                                                                                                                                                                                                                                                      |
|                                | Local Law Enforcement          | <ul style="list-style-type: none"> <li>Establishment of the North Orange County Public Safety Collaborative</li> </ul>                                                                                                                                                                                                                                                                                                                     |
|                                | Emergency Management           | <ul style="list-style-type: none"> <li>AB 2553 (Ting, 2019) signed into law to expand an emergency shelter pilot program statewide</li> </ul>                                                                                                                                                                                                                                                                                              |
| Education                      | Community College Districts    | <ul style="list-style-type: none"> <li>AB 1173 (Ta, 2023) signed into law to require local educational agencies (LEA) serving grades 9 to 12 to notify community college districts when holding career fairs</li> <li>Worked with a coalition of community college and K12 stakeholders to implement, and fund, the California Adult Education Program.</li> </ul>                                                                         |
|                                | School Facilities              | <ul style="list-style-type: none"> <li>SB 1406 (Mendoza, 2016) signed into law protecting community college from frivolous lawsuits</li> </ul>                                                                                                                                                                                                                                                                                             |





## FIRM OVERVIEW

## FEDERAL LEGISLATIVE ADVOCACY ACHIEVEMENTS

| Policy Sector                                                        | Issue                                                | Outcome of Lobbying Efforts                                                                                                                                                                                                                                                                                                                                                                                                                                                                                                                                                     |
|----------------------------------------------------------------------|------------------------------------------------------|---------------------------------------------------------------------------------------------------------------------------------------------------------------------------------------------------------------------------------------------------------------------------------------------------------------------------------------------------------------------------------------------------------------------------------------------------------------------------------------------------------------------------------------------------------------------------------|
| <b>Local Control &amp; Local Budget</b>                              | COVID-19 Pandemic Messaging                          | <ul style="list-style-type: none"> <li>Helped lead the creation and passage of the CARES Act and the American Rescue Plan (ARPA)</li> <li>Crafted regional advocacy letters to urge for increased local relief funding</li> <li>Coordinated with the National League of Cities and the White House to utilize and distribute TPA templates, models, and language regarding COVID-19 messaging</li> <li>Facilitated conversations between the Department of Treasury and local public agencies regarding the implementation and reporting of CARES Act and ARPA funds</li> </ul> |
|                                                                      | Wireless Infrastructure                              | <ul style="list-style-type: none"> <li>Obtained a copy of the draft text of the wireless infrastructure bill that threatened local control</li> <li>Using both statistics and anecdotal evidence, advocated against provisions that would challenge local control, resulting in mitigation of provisions upon introduction</li> </ul>                                                                                                                                                                                                                                           |
|                                                                      | Local Funding                                        | <ul style="list-style-type: none"> <li>Successfully advocated for reauthorization and return of funding for the Secure Rural Schools/Payment instead of Taxes programs</li> </ul>                                                                                                                                                                                                                                                                                                                                                                                               |
|                                                                      | State & Local Tax Deduction                          | <ul style="list-style-type: none"> <li>Modified provision from tax legislation that would have impacted local public agency general fund budgets</li> </ul>                                                                                                                                                                                                                                                                                                                                                                                                                     |
|                                                                      | Sober Living Homes                                   | <ul style="list-style-type: none"> <li>Negotiated public messaging on the issue</li> <li>Influenced witnesses and premise for sober living hearing</li> <li>Proposed amendment to circumvent controversial provisions; the amendment was adopted by the House committee</li> <li>Pushed for House and Senate passage of opioids package including sober living provision in each version—both packages passed with sober living provision intact</li> </ul>                                                                                                                     |
| <b>Transportation &amp; Infrastructure</b>                           | Streets, Roads, Public Transit, Highways, & Airports | <ul style="list-style-type: none"> <li>Successfully advocated for continued or increased funding for four out of five federal transportation infrastructure programs between Fiscal Years 2018 and 2019, with the fifth program receiving a one-time tripling of funding in Fiscal Year 2018</li> </ul>                                                                                                                                                                                                                                                                         |
| <b>Water</b>                                                         | Water                                                | <ul style="list-style-type: none"> <li>Successfully advocated for an increase in funding for Bureau of Reclamation WaterSMART grant programs</li> <li>Authorized millions of dollars in funding for clients through the 2022 WRDA process</li> </ul>                                                                                                                                                                                                                                                                                                                            |
| <b>Affordable Housing, Homelessness, &amp; Community Development</b> | Homelessness                                         | <ul style="list-style-type: none"> <li>Secured direct HUD funding for innovative programs to provide temporary housing and rehabilitation to homeless individuals</li> </ul>                                                                                                                                                                                                                                                                                                                                                                                                    |
|                                                                      | Private Activity Bonds                               | <ul style="list-style-type: none"> <li>Negotiated removal of provision from tax legislation that would have impacted key financing tools for new construction</li> </ul>                                                                                                                                                                                                                                                                                                                                                                                                        |
|                                                                      | Community Development Block Grants                   | <ul style="list-style-type: none"> <li>Successfully advocated for maintained funding for HUD Community Development Block Grants between Fiscal Years 2017 and 2019</li> </ul>                                                                                                                                                                                                                                                                                                                                                                                                   |
| <b>Public Safety &amp; Emergency Management</b>                      | Anti-Crime Provisions                                | <ul style="list-style-type: none"> <li>Inserted rural gang priority language in House and Senate Appropriations Committee Report</li> <li>Created a regional coalition of Central California cities and law enforcement agencies to advocate for prioritizing rural gang violence</li> </ul>                                                                                                                                                                                                                                                                                    |
|                                                                      | Local Law Enforcement                                | <ul style="list-style-type: none"> <li>Increased local police presence through securing funding from the U.S. Department of Justice COPS program</li> </ul>                                                                                                                                                                                                                                                                                                                                                                                                                     |
|                                                                      | Firefighter Grants                                   | <ul style="list-style-type: none"> <li>Successfully advocated for the continuation of funding for FEMA firefighter grants</li> </ul>                                                                                                                                                                                                                                                                                                                                                                                                                                            |
| <b>Education</b>                                                     | Public Education                                     | <ul style="list-style-type: none"> <li>Authorized \$30 million for California Maritime Centers of Excellence through the 2022 National Defense Authorization Act (NDAA)</li> </ul>                                                                                                                                                                                                                                                                                                                                                                                              |



## FIRM OVERVIEW

## EXAMPLES OF SUCCESSFUL STATE/FEDERAL EARMARKS

The following charts detail TPA's success in securing state and federal earmarks over the past several years. For each award, TPA strategized with our clients to identify priority projects and transform them into budget requests. TPA then worked closely and diligently with state and federal legislators and their staff, relevant committee members, and other key stakeholders to ensure our client projects were included in the final official budget.

| STATE BUDGET EARMARKS                              |                          |                      |
|----------------------------------------------------|--------------------------|----------------------|
| Year                                               | Total Number of Projects | Total Amount Awarded |
| 2023-2024                                          | 55                       | \$73,910,000         |
| 2022-2023                                          | 42                       | \$200,950,000        |
| 2021-2022                                          | 30                       | \$377,715,020        |
| 2019-2020                                          | 15                       | \$36,230,000         |
| TOTAL STATE BUDGET EARMARKS SECURED: \$688,805,020 |                          |                      |

| FEDERAL EARMARKS                              |                          |                      |
|-----------------------------------------------|--------------------------|----------------------|
| Year                                          | Total Number of Projects | Total Amount Awarded |
| 2024                                          | 52                       | \$57,599,445         |
| 2023                                          | 34                       | \$60,390,094         |
| 2022                                          | 30                       | \$59,060,357         |
| TOTAL FEDERAL EARMARKS SECURED: \$177,049,896 |                          |                      |

## GRANT FUNDING ACHIEVEMENTS

This table provides an overview of our grant funding achievements on behalf of our clients from state, federal, and local government agencies as well as private and nonprofit grant programs. These amounts represent grants secured through a competitive and/or legislative process and do NOT include any funds awarded to clients via formulas or related forms of funding entitlements.

| Policy Area             | State Funding | Federal Funding | All Sources     |
|-------------------------|---------------|-----------------|-----------------|
| Water and Sanitation    | \$134 Million | \$24.8 Million  | \$159 Million   |
| Transportation          | \$766 Million | \$388 Million   | \$1,154 Million |
| Education               | \$257 Million | \$49.9 Million  | \$306 Million   |
| Parks and Recreation    | \$306 Million | \$38.9 Million  | \$345 Million   |
| Cultural Resources      | \$140 Million | \$14.3 Million  | \$154 Million   |
| Housing and Development | \$812 Million | \$42.2 Million  | \$854 Million   |
| Public Safety           | \$161 Million | \$102.1 Million | \$263 Million   |
| TOTAL                   | \$2.5 Billion | \$627 Million   | \$3.2 Billion   |



# LEGISLATIVE ADVOCACY SCOPE OF SERVICES

***TPA will utilize the following strategic and comprehensive approach to provide state and federal legislative advocacy services to the City:***

- **Conduct Detailed Orientation:** TPA will utilize a continuation of our comprehensive onboarding process that includes extensive meetings with various relevant members of City leadership and key City departments to help develop a strategic plan that is carefully tailored to satisfy the needs of the City and is designed for maximum success in the current political climate and funding environment.
- **Develop Legislative Strategy:** Utilizing the information gathered during the onboarding process, TPA will coordinate with the City to develop an official legislative platform and strategy that represents the City's priorities in Sacramento and Washington, DC. This blueprint will be shared with key stakeholders in the State Legislature and Governor's Administration, as well as Congress and the Biden Administration.
- **Implement the Legislative Strategy:** TPA will advocate for the City's legislative agenda utilizing the following methods:
  - **Build and Strengthen Relevant Relationships:** TPA has cultivated a network of valuable relationships that will be leveraged to promote the City's legislative agenda.
  - **Leverage Relationships for Strategic Advocacy Plan:** TPA will engage various techniques to leverage our network of key relationships on behalf of the City:
    - Schedule meetings for the City to discuss relevant legislation
    - Prepare all briefing materials and talking points for the City
    - Brief legislative offices and stakeholders on the City's legislative agenda
    - Follow-up on meetings to ensure commitments and deliverables are being met
  - **Coordinate Advocacy Trips:** TPA will work with the City to coordinate advocacy trips to Sacramento and Washington, DC to meet with the City's legislative delegation, as well as legislators that serve on committees relevant to the City's agenda. Furthermore, whenever possible, TPA will also schedule site visits by legislators to the City.
  - **Track Legislation:** TPA will identify, analyze, and monitor all bill introductions and amendments relevant to the City's legislative platform and assess their potential impact on the City.
  - **Craft Testimony and Position Letters:** TPA will prepare and submit written and verbal testimony regarding legislation relevant to the City. TPA will also draft and deliver position letters to legislators and key officials on specific bill language.
  - **Draft Bill Language:** TPA will draft language and amendments for relevant legislation, as required to protect and promote the City's agenda.



## SCOPE OF SERVICES

- **State Budget Funding Opportunities:** In an effort to maximize state funding, TPA will work with the City to identify projects and other funding priorities that may be suitable for funding through the State Budget. TPA will coordinate with the City to develop supporting materials for the budget request. TPA will also work with members of the City's state legislative delegation, along with the Assembly and Senate Budget Committees, to gain support for the inclusion of the City's project in the final State Budget approved by the Legislature.
- **Federal Earmark Opportunities:** In an effort to maximize federal funding, TPA will work with the City to identify projects and other funding priorities that may be suitable for funding through the Federal Earmark process. TPA will coordinate with the City to develop supporting materials for the earmark request. TPA will also work with members of the City's federal legislative delegation to gain support for the inclusion of the City's project.
- **Provide Progress Reports:** TPA will confer regularly with the City on our activities. TPA will provide timely electronic reports on the status of all legislative activity, such as bill language, amendments, and committee analyses. In addition to written reports, TPA will be available to the City for conference calls, in-person briefings, and meetings.
- **Prepare and File Lobbying Disclosure Reports:** TPA will prepare and file, on behalf of the City, all applicable state and federal lobbying disclosure reports.



# GRANT WRITING SCOPE OF SERVICES

***TPA will utilize the following strategic and comprehensive approach to provide grant writing services to the City:***

- **Craft Strategic Funding Plan:** Utilizing the information gathered during the onboarding process, TPA will coordinate with the City to develop a proactive and comprehensive strategic funding plan that serves the needs of the City's priorities. ***The plan will do more than simply identify City projects***; it will outline and prioritize multiple funding options for each project and develop a specific plan of work tailored for each project. It will also identify key "strings attached" to help assess the cost/benefit ratio for each grant opportunity.
- **Identify, Research, and Monitor Grant Funding Opportunities:** TPA will utilize list-serve subscription programs, funding workshops, agency canvassing, and other networking tactics to ensure every potential opportunity is identified and reviewed for relevance with the City's projects. TPA will then share these opportunities with the City for further assessment and determination if a grant application is warranted. The City will also receive a grant matrix of funding programs that is updated regularly as new opportunities arise.
- **Community Outreach:** TPA will assist the City with community outreach required for grant applications by ensuring the City is aware of specific requirements, helping develop materials that capture all elements required by the grant, and compiling the outreach data for inclusion in the application.
- **Grant Application Development and Submittal:** TPA will develop, draft, submit, and follow up on each City grant application through the following process:
  - **Establishment of Clear Accountabilities:** TPA will coordinate with the City to ensure the assignment of responsibilities and tasks are made clear so that confusion and inefficiency are avoided, and the City is burdened as little as possible while TPA pursues a grant opportunity.
  - **Provide Overview of Full Application Requirements:** For each grant application, TPA will provide the City with a detailed overview of the requirements for the grant program and corresponding application to ensure that the program is a strong fit for the City's project. This will include:
    - Application timeline
    - Eligible project types
    - Funding availability and award maximums and minimums
    - List of application components, including proposal questions and any required attachments
  - **Assemble Project Background and Details:** TPA will conduct a detailed informational interview with City staff most involved with each project in order to gain a full understanding of the project background and scope details necessary for developing the grant proposal and addressing all application questions.



## SCOPE OF SERVICES

- **Coordinate Technical Project Details:** For technical application components such as site plans, detailed cost estimates, project timelines, engineering plans, and cost-benefit analyses, TPA will coordinate with City staff to compile all necessary attachments and ensure consistency across all elements of the application.
- **Draft Written Proposal:** TPA will fully draft all narrative components of the application and, when applicable, will indicate where additional input or project detail from the City could be provided during the proposal review process.
- **Incorporate Feedback to Finalize Proposal:** Well ahead of the application deadline, TPA will provide the City with a full draft for review and feedback. TPA will incorporate any additional details or revisions provided during this process to finalize the grant application and will obtain City approval for the final version of the application prior to submission.
- **Submit Completed Application:** TPA will ensure that applications are submitted prior to the deadline, whether the submission is electronic or through hard copies, in accordance with submission instructions for each individual program. For hard copy submissions, TPA will print and package applications according to submission instructions and will ship applications through a reliable carrier service such as FedEx to provide the City with tracking and delivery confirmation for the application. TPA will also obtain a receipt for proof of submission and provide the City with a final copy of all submitted application documents.
- **Funding Advocacy:** Throughout the grant application process TPA will leverage relationships with relevant officials and program officers in various state and federal funding agencies to ensure that City grant applications are aligned with the goals of the specific grant program and that the applications are well-crafted and well-positioned for funding.
- **Post-Grant Submittal Advocacy:** TPA will frequently contact legislators and agency officials to follow up on the status of a grant application and promote its need and urgency. This will include drafting letters of support after grant submissions and distributing them to legislators for their consideration. In addition, TPA will work with legislators to reach out to individual granting agencies to provide background on City's projects and convey their support for those projects.
- **Post-Award Grant Administration and Compliance:** TPA will also assist, as needed, with post-award administration and compliance for all grant applications submitted by TPA on behalf of the City. This assistance will include interacting with granting agencies on behalf of the City, providing support for the drafting and submission of required reports and evaluations, and other tasks related to the successful monitoring of and compliance with the program requirements.
- **Post-Award Services—Above and Beyond Advocacy:** TPA has a track record of success with post-award grant administration and retention. TPA has worked on behalf of clients who, due to unforeseen circumstances, have needed to request an extension of the grant performance period to accomplish project deliverables. TPA is prepared to engage in the legislative process and work with legislators to get bills passed that would allow for the City to



## SCOPE OF SERVICES

retain its grant funding after the performance period would have otherwise ended. Additionally, TPA is prepared to work directly with the City and agencies to secure scope of work changes to already awarded projects to ensure the City will not have to return any hard-won grant funding.

- **Comprehensive Follow-Up on Unsuccessful Applications:** Despite all best efforts, some grant applications are not selected for funding. In those instances where grant applications are unsuccessful, TPA will work with the relevant state and federal funding agencies to set up in-person or telephone debriefing sessions to discuss the grant applications and how to best revise the grant applications for the next funding round to ensure success.
- **Provide Monthly Progress Reports:** TPA will confer regularly with the City on our activities. TPA will provide timely electronic monthly reports on the status of all funding activity, such as current funding opportunities, current applications, submitted applications, and post-grant submittal advocacy. In addition to written reports, TPA will be available to the City for conference calls, in-person briefings, and meetings.





# FEE SCHEDULE

## ALL-INCLUSIVE RETAINER:

| DESCRIPTION OF SERVICES                                                       | MONTHLY FEE     |
|-------------------------------------------------------------------------------|-----------------|
| <b>Legislative Advocacy and Grant Writing Services</b>                        | <b>\$7,000*</b> |
| <b>State and Federal Legislative Advocacy</b>                                 |                 |
| • Conduct Detailed Orientation                                                | Included        |
| • Develop Legislative Strategy                                                | Included        |
| • Implement the Legislative Strategy                                          | Included        |
| • Build and Strengthen Relevant Relationships                                 | Included        |
| • Leverage Relationships for Strategic Advocacy Plan                          | Included        |
| • Coordinate Advocacy Trips                                                   | Included        |
| • Track Legislation                                                           | Included        |
| • Craft Testimony and Position Letters                                        | Included        |
| • Draft Bill Language                                                         | Included        |
| • State Budget Funding Opportunities                                          | Included        |
| • Federal Earmark Opportunities                                               | Included        |
| • Provide Progress Reports                                                    | Included        |
| • Prepare and File Lobbying Disclosure Reports                                | Included        |
| <b>Grant Writing</b>                                                          |                 |
| • Craft Strategic Funding Plan                                                | Included        |
| • Identify, Research, and Monitor Grant Funding Opportunities                 | Included        |
| • Grant Application Development and Submittal                                 | Included        |
| • Establishment of Clear Accountabilities                                     | Included        |
| • Provide Overview of Full Applications Requirements                          | Included        |
| • Assemble Project Background and Details                                     | Included        |
| • Coordinate Technical Project Details                                        | Included        |
| • Draft Written Proposal                                                      | Included        |
| • Incorporate Feedback to Finalize Proposal                                   | Included        |
| • Submit Completed Application                                                | Included        |
| • Funding Advocacy                                                            | Included        |
| • Post-Grant Submittal Advocacy                                               | Included        |
| • Post-Award Grant Administration and Compliance                              | Included        |
| • Post-Award Services—Above and Beyond Advocacy                               | Included        |
| • Comprehensive Follow-Up on Unsuccessful Applications                        | Included        |
| <i>*The monthly fee includes all reasonable business and travel expenses.</i> |                 |





# TOWNSEND

PUBLIC AFFAIRS

EST **TPA** 1998



## **Summary of Accomplishments State and Federal Efforts**

**March 25, 2025**

[WWW.TOWNSENDPA.COM](http://WWW.TOWNSENDPA.COM)

SACRAMENTO • WASHINGTON DC  
NORTHERN CALIFORNIA • CENTRAL CALIFORNIA • SOUTHERN CALIFORNIA

# Overview of TPA

Townsend Public Affairs, Inc. (TPA) was founded in 1998 by Christopher Townsend with a mission to support organizations that improve our communities.

TPA represents local public agencies, such as cities, counties, transportation agencies, water and sanitation districts, school districts, community college districts, park and recreation districts, and other special districts, as well as nonprofit organizations.

TPA is the only Top Ten lobbying firm in California that specializes in both legislative advocacy **AND** grant funding in Sacramento **AND** Washington, DC.

TPA has secured over **\$3.2 billion** in public sector funding for our clients.



# TPA Mission for the City of Gardena

TPA was hired by the City of Gardena in March of 2022 to help secure state and federal funding for its priority projects.



Since 2022, TPA partnered with the City to develop, strategize, advocate, and help secure numerous major wins with our elected leaders in Sacramento and in Washington, DC totaling  
**\$12,122,410\***

# TPA Mission for the City of Gardena

## AMOUNT CITY INVESTED

**\$252,000**

## TIME OF INVESTMENT

**36 Months**

## AMOUNT TPA SECURED

**\$12,122,410\***

## RETURN ON INVESTMENT

**+ 4,710%**



# Summary of Successes





# Summary of Successes

| Summary of Successes Over Three Years               | # | Total               |
|-----------------------------------------------------|---|---------------------|
| 2022 State and Federal Earmarks Secured             | 3 | \$7,000,000         |
| 2023 State Earmarks Secured                         | 2 | \$5,000,000         |
| 2023 Energy Efficiency and Conservation Block Grant | 1 | \$122,410           |
|                                                     |   | <b>\$12,122,410</b> |



# 2022 State and Federal Earmark Requests

**Digital Equity for All Bridging  
the Digital Divide**  
**\$4,000,000**

**(Championed by Assembly  
Member Muratsuchi)**

**Gardena Boulevard  
Revitalization**  
**\$2,000,000**

**(Championed by Senator  
Bradford)**



**Rosecrans  
Community Center**  
**\$1,000,000**

**(Championed by  
Congresswoman Waters)**



# 2023 State Earmark Requests

**Rowley Gymnasium**  
**\$3,000,000**

**(Championed by Senator  
Bradford)**

**Mas Fukai Park**  
**\$2,000,000**

**(Championed by Senator  
Allen )**





# \*2024 Federal Earmark Requests

**Gardena Juvenile Justice  
& Intervention  
\$550,000**

**(Championed by  
Congresswoman Waters)**

**Mas Fukai Park  
Renovation  
\$250,000**

**(Championed by  
Congresswoman Waters)**



# 2023 Grants Secured



The Energy Efficiency and Conservation Block Grant (EECBG) Program is designed to assist states, local governments, and Tribes in reducing energy use, fossil fuel emissions, and improving energy efficiency. Eligible projects include the purchase of electric vehicles (EVs), installation of solar panels, installation of EV infrastructure, the purchase of energy-efficient street lighting, etc.

**\$122,410 Secured**



# Current Efforts



# Current TPA Efforts

## FEDERAL FUNDING REQUESTS



The TPA team is working closely with City staff to identify priority projects that would benefit from a federal funding allocation.

The TPA team will submit the funding requests to U.S. Senator Alex Padilla, U.S. Senator Adam Schiff, and Representative Maxine Waters. The TPA Team will also drive the follow up and next steps.



# Current TPA Efforts

## STATE FUNDING REQUESTS

The TPA team led the effort with City staff to identify a menu of priority projects that would benefit from a one time, funding allocation with a focus on infrastructure and equity.

The TPA team submitted the State Budget request letter to the City's legislative delegation and is driving the follow up and next steps.



# Current TPA Efforts

## STATE LEGISLATIVE EFFORTS

With the beginning of the 2025 State Legislative Session, many pieces of legislation have been introduced.

Legislative trends include Climate Resiliency, Homelessness and Behavioral Health, Housing and Greater Access, Public Safety, and Transportation and Infrastructure.

The Governor, his Administration, and the Legislature is focused on stopping and pushing back on the various proposals coming from President Trump.



# Current TPA Efforts



**Grant Funding Efforts in 2025**



**Ongoing Weekly Legislative Updates**



**Ongoing Monthly Grants Updates**



# Looking Ahead





# Looking Ahead

Looking ahead, there are many upcoming state and federal legislative and funding opportunities, including the following:

**Federal FY 2026 Community Project Funding**

**State FY 2025-2026 District Project Funding**

**Federal Legislative Efforts**

**State Legislative Efforts**

**Grant Support**

# TOWNSEND

PUBLIC AFFAIRS

EST TPA 1998



**Christopher Townsend**

*President*

CTownsend@TownsendPA.com



**Niccolo De Luca**

*Vice President*

NDeLuca@TownsendPA.com



**Carly Shelby**

*Senior Associate*

CShelby@TownsendPA.com



**Barbarah Torres**

*Senior Associate*

BTorres@TownsendPA.com



**Joseph Melo**

*Senior Associate*

JMelo@TownsendPA.com



# **City of Gardena**

## **Gardena City Council Meeting**

### **AGENDA REPORT SUMMARY**

Agenda Item No. 16.A  
Section: DEPARTMENTAL  
ITEMS - PUBLIC WORKS  
Meeting Date: March 25, 2025

TO: THE HONORABLE MAYOR AND MEMBERS OF THE GARDENA CITY COUNCIL

AGENDA TITLE: Approve the Installation of Gardena Decorative Street Lighting by Southern California Edison (SCE), JN 506, on Gardena Boulevard between Vermont Avenue to Western Avenue and 162nd Street between Denker Avenue to Western Avenue, Authorize the City Manager to execute the SCE Application and Contract in a form approved by the City Attorney in the amount of \$182,000, Declare California Environmental Quality Act (CEQA) Exemption and Approve the Remaining Budget of \$47,000 as a Project Contingency

#### **COUNCIL ACTION REQUIRED:**

##### **Staff Recommendations:**

- **Approve Project Installation by SCE with Chosen Color for Fixture**
- **Authorize City Manager to Execute the Application & Contract with SCE**
- **Declare CEQA Exemption**
- **Approve Project Contingency**

#### **RECOMMENDATION AND STAFF SUMMARY:**

To enhance the aesthetic appeal of the Gardena Downtown-to-City Hall corridor, staff requests approval for the installation of decorative street lighting by Southern California Edison. This involves replacing the existing mast arms and fixtures on SCE-owned streetlights with decorative streetlights.

The proposed improvements include the installation of 44 decorative lights along Gardena Boulevard from Vermont Avenue to Western Avenue and nine (9) lights along 162nd Street from Denker Avenue to Western Avenue. For review purposes, a single decorative mast arm and fixture have been installed in front of City Hall on 162nd Street next to the crosswalk. The City's existing lights consist of 'Flat Glass' fixtures on standard mast arms and concrete poles. The proposed SCE pre-approved streetlights feature a 'Tear Drop' fixture with an ornate mast arm, while utilizing the existing concrete poles.

Staff has been coordinating with SCE to assess the feasibility of installing decorative streetlights without removing the existing concrete poles, thereby achieving significant cost savings. Replacing each pole is estimated to cost over \$13,000, while the cost per light with this method is only \$3,500 per fixture. The project is ready to proceed with the application process upon City Council approval. Additionally, SCE will continue to maintain the new streetlights as long as the pre-approved fixtures are used.

Included with this report is a color chart provided by SCE for the decorative arms and fixtures. The current model installation is black; however, the Council may direct that one of the other five colors be used for this project.

The total estimated cost to install 52 decorative streetlights is \$182,000, with an anticipated timeline of six months, including material lead time. Sufficient funds were appropriated and approved by the City Council during the Fiscal Year 2022-2023 Capital Improvement Budget using Lighting District Funds.

Staff respectfully recommends that the City Council approve the installation of Gardena Decorative Street Lighting by Southern California Edison with a chosen color of the fixture, JN 506, on Gardena Boulevard between Vermont Avenue to Western Avenue and 162nd Street between Denker Avenue to Western Avenue, and additionally:

- a. Authorize the City Manager to execute the SCE Application and Contract in a form approved by the City Attorney in the amount of \$182,000.
- b. Declare this project to be categorically exempt under the CEQA, Class 1, Section 15301 (b), as rehabilitation of existing facilities.
- c. Approved the expenditure of the remaining project budget of \$47,000 as needed, to serve as contingency to account for cost inflation and/or additional adjustments.

**FINANCIAL IMPACT/COST:**

Source of Funds: \$244,600 (Lighting District Funds)

Estimated Expenditure:

|                       |                  |
|-----------------------|------------------|
| Installation by SCE   | \$182,000        |
| Consultant & Job Cost | \$15,0000        |
| Project Contingency   | \$47,600         |
| <b>Total</b>          | <b>\$244,600</b> |

**ATTACHMENTS:**

[Exhibit A\\_JN 506 SCE Streetlights & Images.pdf](#)

[Exhibit B\\_JN 506 Project Location Map.pdf](#)

[Exhibit C\\_JN 506 SCE Streetlight Mapping.pdf](#)

[JN 506 CEQA NOE.pdf](#)

APPROVED:



---

Clint Osorio, City Manager





## Gardena's Existing Light Fixture



Pole shown is single arm davit style; double arm is also available

## DAVIT POLE & FLAT GLASS FIXTURE

Where the benefit of cut-off optics is an important consideration, the flat glass luminaire is a perfect choice. The fixture offers maximum roadway illumination with a minimum of light trespass onto private property, as well as a minimum of upward stray light. This model is engineered for economical street lighting in all types of environmental settings.



- Incorporating the most advanced and sophisticated ballast design technology available for HID lighting today, the flat glass luminaire utilizes space-age solid-state components, while providing measurable economic and operating benefits.
- This fixture design eliminates high-angle glare.



SOUTHERN CALIFORNIA  
**EDISON**  
An EDISON INTERNATIONAL® Company

For more information, call  
**SOLO** - Southern California Edison's  
Street and Outdoor Lighting Organization:  
800 655-4555  
[www.sce.com](http://www.sce.com)



## Proposed Light Fixture



# CARPINTERIA POLE & TEAR DROP FIXTURE

- This contemporary concrete pole and luminaire combination will bring new vibrancy to your city streets.
- Both the pole and luminaire are reminiscent of days gone by while providing state-of-the-art technology in today's world.



SOUTHERN CALIFORNIA  
**EDISON**  
An EDISON INTERNATIONAL® Company

For more information, call  
**SOLO** - Southern California Edison's  
Street and Outdoor Lighting Organization:  
800 655-4555  
[www.sce.com](http://www.sce.com)



# Southern California Edison:

## Decorative Arms and Fixtures Color Selector

### RAL color card



**Caution:** The following color card is an approximate display of RAL colors. A perfect color rendering is not feasible because of the differences in video and printing rendering devices. Please, refer to an original RAL color card for a precise color reproduction or request a physical sample.

RAL 6004

Edison Green

RAL 8028

Edison Brown

RAL 9006

Silver

RAL 9010

White

RAL 9017

Standard Black

RAL 7002

Edison Bronze

← Proposed Color

Existing Street Light (Flat Glass Fixture)

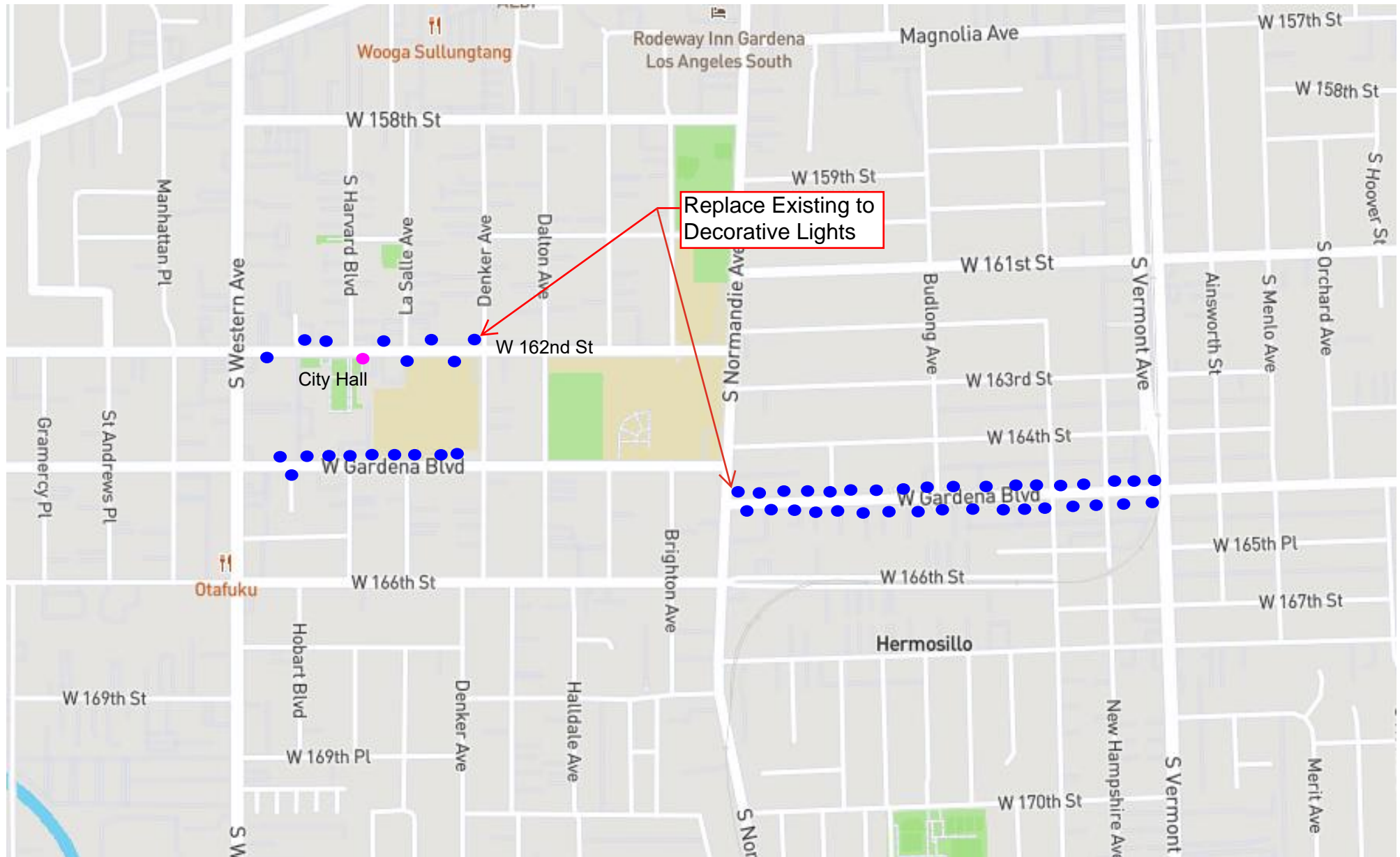


Propose Decorative Street Light (Tear Drip Fixture)





# Gardena Decorative Street Lighting, JN 506



1" = 800 ft

## Project Location Map

- Proposed 'Tear Drop' Decorative Light (8 on 162nd St & 44 on Gardena Blvd)
- 1 Model 'Tear Drop' Decorative Light



This map may represents a visual display of related geographic information. Data provided here on is not guarantee of actual field conditions. To be sure of complete accuracy, please contact the responsible staff for most up-to-date information.

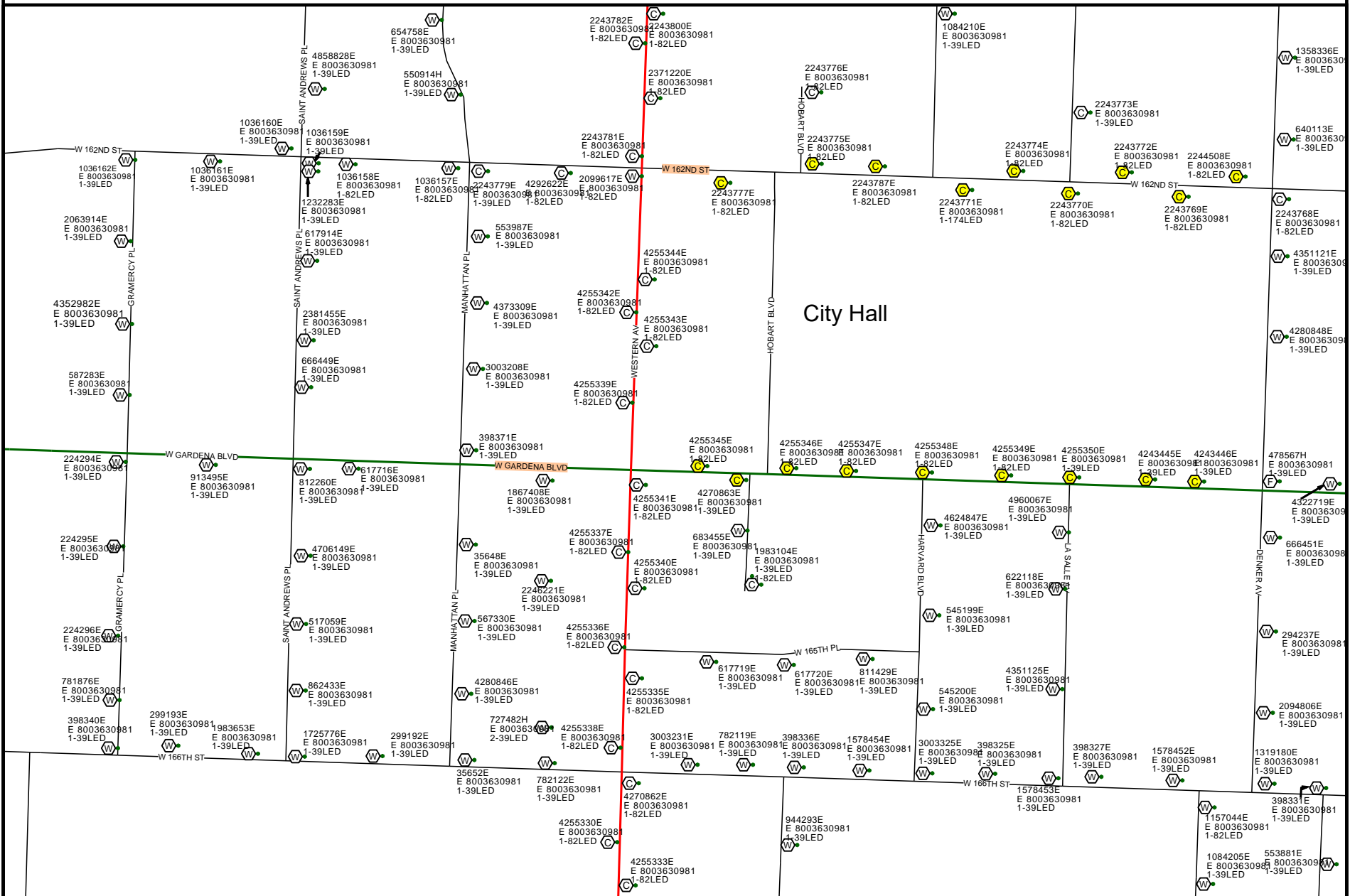
# DISTRICT(S): 44

Map  
Grid  
Layout

|          |          |          |
|----------|----------|----------|
| 10691704 | 10691707 | 10691710 |
| 10671704 | 10671707 | 10671710 |
| 10651704 | 10651707 | 10651710 |



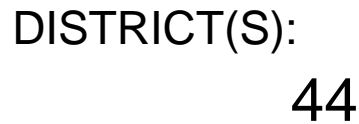
1: 3658



**STREETLIGHT MAPPING**

PRINTED BY:  
costajl

DATE:  
12/16/2021



Map  
Grid  
Layout

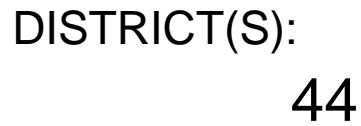
|          |          |          |
|----------|----------|----------|
| 10691707 | 10691710 | 10691713 |
| 10671707 | 10671710 | 10671713 |
| 10651707 | 10651710 | 10651713 |



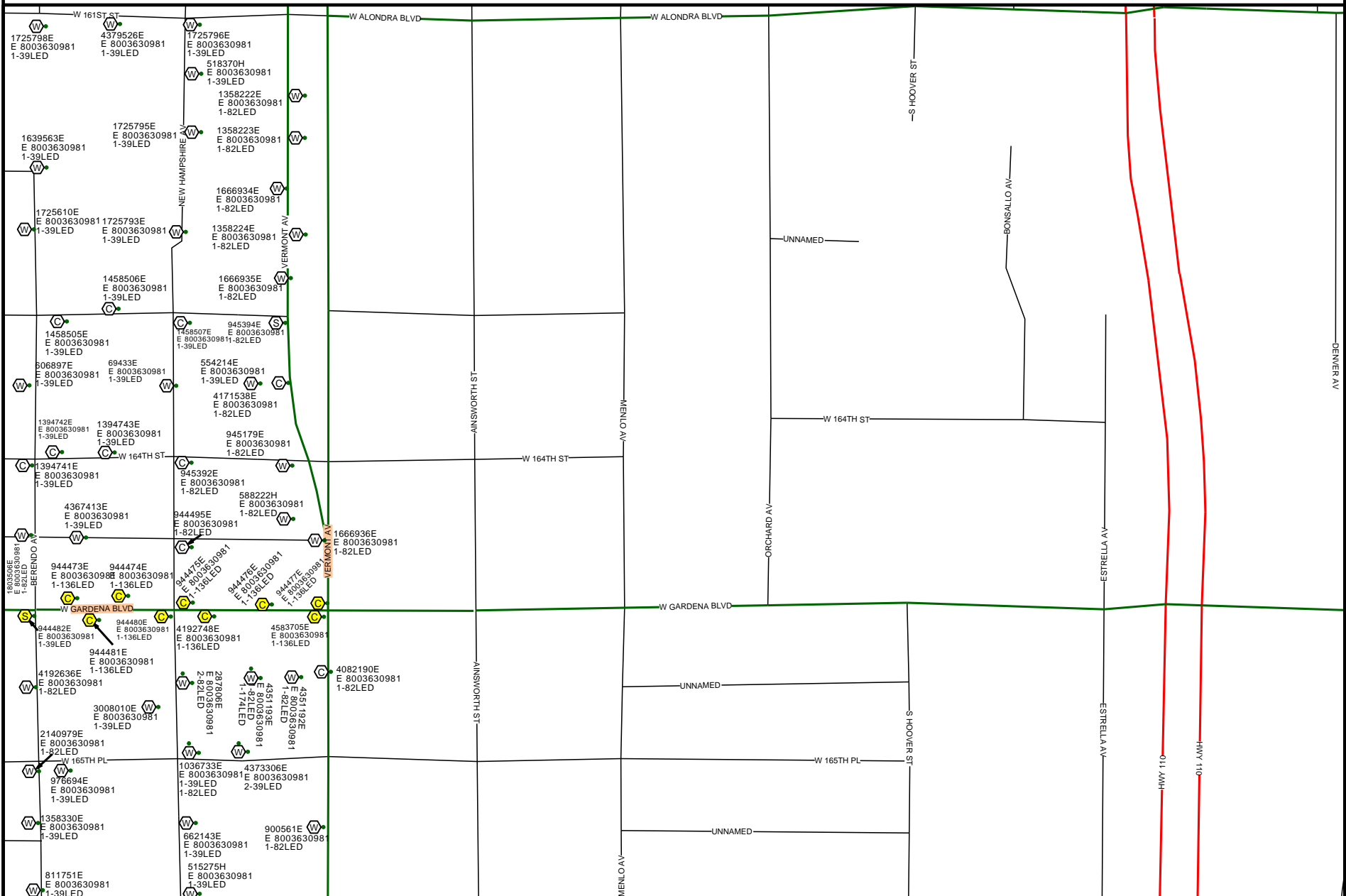
# STREETLIGHT MAPPING

PRINTED BY:  
costajl

DATE:  
12/16/2021



|          |          |          |
|----------|----------|----------|
| 10691710 | 10691713 | 10691716 |
| 10671710 | 10671713 | 10671716 |
| 10651710 | 10651713 | 10651716 |



# STREETLIGHT MAPPING

PRINTED BY:  
costajl

DATE:  
12/16/2021





**DEPARTMENT of GENERAL SERVICES**

1717 WEST 162nd STREET / GARDENA, CALIFORNIA 90247-3778 / WWW.CITYOFGARDENA.ORG / PHONE (310) 217-9568

## NOTICE OF EXEMPTION

TO: ☐ Office of Planning & Research  
1400 Tenth Street  
Sacramento, CA 95814

☐ County Clerk / Registrar Recorder  
ATTN: Environmental Filings Clerk  
12400 East Imperial Highway, Room 1101  
Norwalk, CA 90650

**Project Title:** Gardena Decorative Steet Lighting, JN 506

**Project Location (Specific):** Garden Blvd between Vermont Ave to Western Ave and 162<sup>nd</sup> St between Denker Ave to Western Ave

**Project Location (City):** Gardena **Location (County):** Los Angeles County

**Description of nature, purpose and beneficiaries of project:** Replace the existing lighting fixtures and mast arms with new decorative streetlights per SCE brochure model and public beneficiaries.

**Name of public agency approving project:** City of Gardena

**Name of person or agency carrying out project:** City of Gardena & Southern California Edison

**Exempt Status:** (Check One)

- ☐ Ministerial: (P.R.C. Sec. 21080[b][1]; Guidelines Sec. 15268)
- ☐ Declared Emergency: (P.R.C. Sec. 21080[b][3]; Guidelines Sec. 15269[a])
- ☐ Emergency Project (P.R.C. Sec. 21080[b][4]; Guidelines Sec. 15269[b][c])
- ☒ Categorical Exemption: Section 15301 (b), Class 1, Existing Facilities
- ☐ Other: \_\_\_\_\_ Guidelines \_\_\_\_\_ Sec. \_\_\_\_\_ 15061):

**Reason why project is exempt:** Project consists of replacing the existing lighting fixture and mast arms per SCE design requirements utilizing existing poles that provides public street lighting. The existing streetlights are all within public r/w and no additional or expansion of lighting.

**Contact person:** Kevin Kwak **Telephone:** 310-217-9643

**If filed by applicant:**

1. Attach certified document of exempting finding.
2. Has a notice of exemption been filed by the public agency approving the project? ☐ Yes ☐ No

**Date received for filing:**

Clint Osorio 3/16/24  
Clint Osorio Date  
Environmental Quality Officer

NOTE: Exempt from Dept. of Fish & Game Wildlife Fee in accordance with de minimis impact finding (735.5[c])

TASHA CERDA, Mayor / RODNEY G. TANAKA, Mayor Pro Tem  
MARK E. HENDERSON, Councilmember / ART KASKANIAN, Councilmember / DAN MEDINA, Councilmember  
MINA SEMENZA, City Clerk / J. INGRID TSUKIYAMA, City Treasurer / EDWARD MEDRANO, City Manager / PETER L. WALLIN, City Attorney