

CITY OF GARDENA



INVESTMENT REPORT

April 2026

Prepared by Danny Rodriguez, Revenue and Purchasing Manager
Reviewed by Ray Beeman, Director of Administrative Services

MONTHLY ACCOUNT STATEMENT

City of Gardena Cons | Account #10647 | As of April 30, 2026

CHANDLER ASSET MANAGEMENT | chandlerasset.com

Chandler Team:

For questions about your account, please call (800) 317-4747,
or contact clientservice@chandlerasset.com

Custodian:

PORTFOLIO SUMMARY



City of Gardena Cons | Account #10647 | As of April 30, 2026

Portfolio Characteristics

Average Modified Duration	1.55
Average Coupon	3.85%
Average Purchase YTM	4.01%
Average Market YTM	4.00%
Average Credit Quality*	AA+
Average Final Maturity	1.80
Average Life	1.69

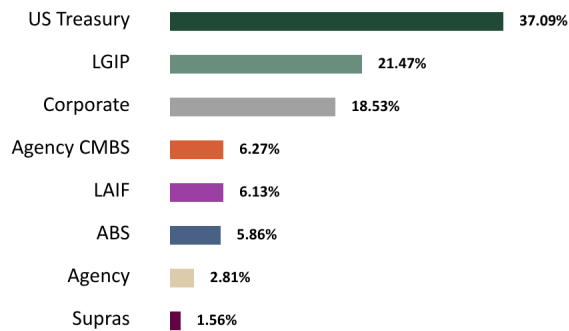
Account Summary

	End Values as of 03/31/2026	End Values as of 04/30/2026
Market Value	97,840,731.33	98,059,544.99
Accrued Interest	599,603.24	585,958.16
Total Market Value	98,440,334.57	98,645,503.16
Income Earned	318,246.74	329,887.66
Cont/WD	0.00	0.00
Par	91,558,967.59	91,830,683.43
Book Value	97,951,788.10	98,258,334.01
Cost Value	97,759,702.59	98,056,726.80

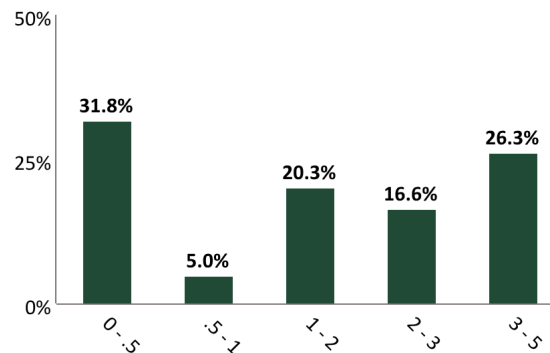
Top Issuers

United States	37.09%
California Asset Mgmt Program	13.90%
CalTrust	7.56%
Federal Home Loan Mortgage Corp	6.27%
LAIF	6.13%
International Bank for Recon and Dev	1.56%
Farm Credit System	1.47%
Federal Home Loan Banks	1.33%

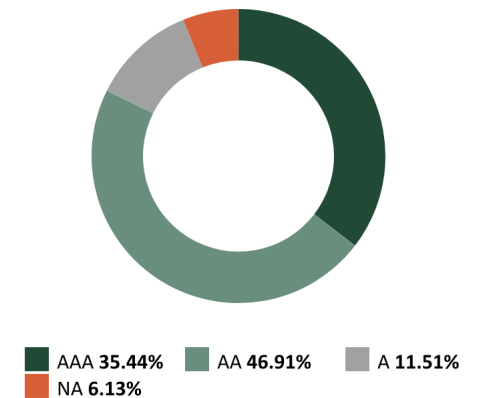
Sector Allocation



Maturity Distribution



Credit Quality*



*The average credit quality is a weighted average calculation of the highest of S&P, Moody's and Fitch.

STATEMENT OF COMPLIANCE



City of Gardena Cons | Account #10647 | As of April 30, 2026

Rules Name	Limit	Actual	Compliance Status	Notes
AGENCY MORTGAGE SECURITIES				
Max % (MV)	100.0	6.3	Compliant	
Max % Issuer (MV)	25.0	6.3	Compliant	
Max Maturity (Years)	5.0	3.7	Compliant	
ASSET-BACKED SECURITIES (ABS)				
Max % (MV)	20.0	5.9	Compliant	
Max % Issuer (MV)	5.0	0.7	Compliant	
Max Maturity (Years)	5.0	5.0	Compliant	
Min Rating (AA- by 1)	0.0	0.0	Compliant	
BANKERS' ACCEPTANCES				
Max % (MV)	40.0	0.0	Compliant	
Max % Issuer (MV)	5.0	0.0	Compliant	
Max Maturity (Days)	180	0.0	Compliant	
Min Rating (A-1 by 1 & A- by 1)	0.0	0.0	Compliant	
CERTIFICATE OF DEPOSIT PLACEMENT SERVICE (CDARS)				
Max % (MV)	30.0	0.0	Compliant	
Max Maturity (Years)	5.0	0.0	Compliant	
COLLATERALIZED TIME DEPOSITS (NON-NEGOTIABLE CD/TD)				
Max % (MV)	20.0	0.0	Compliant	
Max % Issuer (MV)	5.0	0.0	Compliant	
COMMERCIAL PAPER				
Max % (MV)	25.0	0.0	Compliant	
Max % Issuer (MV)	5.0	0.0	Compliant	
Max Maturity (Days)	270	0.0	Compliant	
Min Rating (A-1 by 1 or A- by 1)	0.0	0.0	Compliant	
CORPORATE MEDIUM TERM NOTES				
Max % (MV)	30.0	18.5	Compliant	
Max % Issuer (MV)	5.0	0.7	Compliant	
Max Maturity (Years)	5	4	Compliant	
Min Rating (A- by 1)	0.0	0.0	Compliant	
FDIC INSURED TIME DEPOSITS (NON-NEGOTIABLE CD/TD)				
Max % (MV)	20.0	0.0	Compliant	

STATEMENT OF COMPLIANCE



City of Gardena Cons | Account #10647 | As of April 30, 2026

Rules Name	Limit	Actual	Compliance Status	Notes
Max % Issuer (MV)	5.0	0.0	Compliant	
FEDERAL AGENCIES				
Max % (MV)	100.0	2.8	Compliant	
Max % Issuer (MV)	25.0	1.5	Compliant	
Max Callables (MV)	20.0	0.0	Compliant	
Max Maturity (Years)	5	2	Compliant	
LOCAL AGENCY INVESTMENT FUND (LAIF)				
Max Concentration (MV)	75.0	6.0	Compliant	
LOCAL GOVERNMENT INVESTMENT POOL (LGIP)				
Max % (MV)	100.0	21.5	Compliant	
MONEY MARKET MUTUAL FUNDS				
Max % (MV)	20.0	0.3	Compliant	
Max % Issuer (MV)	20.0	0.3	Compliant	
Min Rating (AAA by 2)	0.0	0.0	Compliant	
MORTGAGE-BACKED SECURITIES, CMOS (NON-AGENCY)				
Max % (MV)	20.0	0.0	Compliant	
Max % Issuer (MV)	5.0	0.0	Compliant	
Max Maturity (Years)	5.0	0.0	Compliant	
Min Rating (AA- by 1)	0.0	0.0	Compliant	
MUNICIPAL SECURITIES (CA, LOCAL AGENCY)				
Max % (MV)	30.0	0.0	Compliant	
Max % Issuer (MV)	5.0	0.0	Compliant	
Max Maturity (Years)	5	0.0	Compliant	
Min Rating (A- by 1)	0.0	0.0	Compliant	
MUNICIPAL SECURITIES (CA, OTHER STATES)				
Max % (MV)	30.0	0.0	Compliant	
Max % Issuer (MV)	5.0	0.0	Compliant	
Max Maturity (Years)	5	0.0	Compliant	
Min Rating (A- by 1)	0.0	0.0	Compliant	
MUTUAL FUNDS				
Max % (MV)	20.0	0.0	Compliant	
Max % Issuer (MV)	10.0	0.0	Compliant	
Min Rating (AAA by 2)	0.0	0.0	Compliant	
NEGOTIABLE CERTIFICATES OF DEPOSIT (NCD)				

STATEMENT OF COMPLIANCE



City of Gardena Cons | Account #10647 | As of April 30, 2026

Rules Name	Limit	Actual	Compliance Status	Notes
Max % (MV)	30.0	0.0	Compliant	
Max % Issuer (MV)	5.0	0.0	Compliant	
Max Maturity (Years)	5	0.0	Compliant	
Min Rating (A-1 by 1 or A- by 1 if > FDIC Limit)	0.0	0.0	Compliant	
SUPRANATIONAL OBLIGATIONS				
Max % (MV)	30.0	1.6	Compliant	
Max % Issuer (MV)	10.0	1.6	Compliant	
Max Maturity (Years)	5	3	Compliant	
Min Rating (AA- by 1)	0.0	0.0	Compliant	
U.S. TREASURIES				
Max % (MV)	100.0	37.1	Compliant	
Max Maturity (Years)	5	4	Compliant	

RECONCILIATION SUMMARY



City of Gardena Cons | Account #10647 | As of April 30, 2026

Maturities / Calls

Month to Date	(400,000.00)
Fiscal Year to Date	(27,567,644.00)

Principal Paydowns

Month to Date	(54,789.08)
Fiscal Year to Date	(1,143,219.17)

Purchases

Month to Date	2,687,882.65
Fiscal Year to Date	101,269,940.17

Sales

Month to Date	(1,901,214.33)
Fiscal Year to Date	(79,901,286.35)

Interest Received

Month to Date	326,916.17
Fiscal Year to Date	2,903,307.35

Purchased / Sold Interest

Month to Date	4,963.07
Fiscal Year to Date	(265,323.51)

Accrual Activity Summary

	Month to Date	Fiscal Year to Date (07/01/2025)
Beginning Book Value	97,951,788.10	105,471,529.46
Maturities/Calls	(400,000.00)	(27,567,644.00)
Principal Paydowns	(54,789.08)	(1,143,219.17)
Purchases	2,687,882.65	101,269,940.17
Sales	(1,901,214.33)	(79,901,286.35)
Change in Cash, Payables, Receivables	(38,549.78)	(47,271.00)
Amortization/Accretion	11,653.49	158,690.78
Realized Gain (Loss)	1,562.96	17,594.11
Ending Book Value	98,258,334.01	98,258,334.01

Fair Market Activity Summary

	Month to Date	Fiscal Year to Date (07/01/2025)
Beginning Market Value	97,840,731.33	105,547,571.11
Maturities/Calls	(400,000.00)	(27,567,644.00)
Principal Paydowns	(54,789.08)	(1,143,219.17)
Purchases	2,687,882.65	101,269,940.17
Sales	(1,901,214.33)	(79,901,286.35)
Change in Cash, Payables, Receivables	(38,549.78)	(47,271.00)
Amortization/Accretion	11,653.49	158,690.78
Change in Net Unrealized Gain (Loss)	(87,732.25)	(274,830.66)
Realized Gain (Loss)	1,562.96	17,594.11
Ending Market Value	98,059,544.99	98,059,544.99

HOLDINGS REPORT



City of Gardena Cons | Account #10647 | As of April 30, 2026

Cusip	Security Description	Par Value/ Units	Purchase Date Purchase Yield	Cost Value Book Value	Mkt Price Mkt YTM	Market Value Accrued Int.	% of Port. Gain/Loss	Moody's/ S&P/ Fitch	Maturity Duration
ABS									
43815JAC7	HAROT 2023-1 A3 5.04 04/21/2027	3,819.14	02/16/2023 5.09%	3,818.43 3,818.98	100.09 3.84%	3,822.71 5.35	0.00% 3.73	Aaa/NA AAA	0.97 0.08
47800BAC2	JDOT 2022-C A3 5.09 06/15/2027	15,458.91	10/12/2022 3.29%	15,457.71 15,458.65	100.05 4.65%	15,466.58 34.97	0.02% 7.93	Aaa/NA AAA	1.13 0.08
58770AAC7	MBART 2023-1 A3 4.51 11/15/2027	12,369.27	01/18/2023 4.56%	12,367.78 12,368.81	100.11 3.83%	12,382.88 24.79	0.01% 14.07	NA/AAA AAA	1.54 0.15
58769GAD5	MBALT 2024-B A3 4.23 02/15/2028	103,085.30	09/17/2024 4.24%	103,067.94 103,076.12	100.10 4.06%	103,190.03 193.80	0.11% 113.91	NA/AAA AAA	1.80 0.49
362583AD8	GMCAR 2023-2 A3 4.47 02/16/2028	26,336.66	04/04/2023 4.51%	26,335.94 26,336.40	100.12 4.01%	26,368.19 49.05	0.03% 31.79	Aaa/AAA NA	1.80 0.24
47787CAC7	JDOT 2023-C A3 5.48 05/15/2028	142,933.11	09/12/2023 5.55%	142,923.29 142,928.81	100.68 4.19%	143,898.77 348.12	0.15% 969.96	Aaa/NA AAA	2.04 0.50
02582JJZ4	AMXCA 2023-1 A 4.87 05/15/2026	125,000.00	06/07/2023 4.92%	124,988.91 124,999.81	100.05 3.69%	125,058.50 270.56	0.13% 58.69	NA/AAA AAA	0.04 0.04
362962AD4	GMALT 2025-2 A3 4.58 05/22/2028	155,000.00	05/20/2025 4.84%	154,997.43 154,998.23	100.44 4.08%	155,678.44 216.91	0.16% 680.21	NA/AAA AAA	2.06 0.81
379965AD8	GMALT 2025-3 A3 4.17 08/21/2028	155,000.00	08/05/2025 4.18%	154,976.44 154,982.01	100.07 4.14%	155,112.22 197.50	0.16% 130.21	NA/AAA AAA	2.31 1.06
161571HT4	CHAIT 2023-1 A 5.16 09/15/2028	340,000.00	09/07/2023 5.23%	339,905.75 339,955.22	100.45 3.98%	341,523.54 779.73	0.35% 1,568.32	NA/AAA AAA	2.38 0.36
02582JKD1	AMXCA 2023-3 A 5.23 09/15/2026	340,000.00	09/12/2023 5.29%	339,984.80 339,998.09	100.49 3.92%	341,679.94 790.31	0.35% 1,681.85	NA/AAA AAA	0.38 0.36
05594HAD5	BMWLT 2025-2 A3 3.97 09/25/2028	180,000.00	10/08/2025 4.32%	179,999.50 179,999.59	99.88 4.11%	179,782.38 119.10	0.18% (217.21)	NA/AAA AAA	2.41 1.13
05594HAD5	BMWLT 2025-2 A3 3.97 09/25/2028	180,000.00	10/08/2025 4.32%	179,999.50 179,999.59	99.88 4.11%	179,782.38 119.10	0.18% (217.21)	NA/AAA AAA	2.41 1.13
36273VAD7	GMALT 2026-1 A3 3.88 01/22/2029	195,000.00	02/03/2026 4.11%	194,974.47 194,976.32	99.64 4.14%	194,296.44 231.18	0.20% (679.88)	NA/AAA AAA	2.73 1.55
44934QAD3	HART 2024-B A3 4.84 03/15/2029	85,659.75	07/16/2024 5.45%	85,646.83 85,651.75	100.59 3.96%	86,166.77 184.26	0.09% 515.02	NA/AAA AAA	2.87 0.64
58770XAD5	MBALT 2025-B A3 3.88 04/16/2029	360,000.00	10/16/2025 4.57%	359,940.92 359,949.79	99.42 4.29%	357,899.76 620.80	0.36% (2,050.03)	NA/AAA AAA	2.96 1.54
448976AD2	HART 2024-C A3 4.41 05/15/2029	140,000.00	10/08/2024 4.46%	139,989.75 139,993.19	100.32 4.08%	140,441.28 274.40	0.14% 448.09	NA/AAA AAA	3.04 0.84

HOLDINGS REPORT



City of Gardena Cons | Account #10647 | As of April 30, 2026

Cusip	Security Description	Par Value/ Units	Purchase Date Purchase Yield	Cost Value Book Value	Mkt Price Mkt YTM	Market Value Accrued Int.	% of Port. Gain/Loss	Moody's/ S&P/ Fitch	Maturity Duration
05594YAD8	BMWLT 2026-1 A3 4.15 05/25/2029	160,000.00	04/14/2026 4.85%	159,982.32 159,982.46	99.84 4.27%	159,747.68 166.00	0.16% (234.78)	Aaa/NA AAA	3.07 1.82
05594YAD8	BMWLT 2026-1 A3 4.15 05/25/2029	160,000.00	04/14/2026 4.85%	159,982.32 159,982.46	99.84 4.27%	159,747.68 166.00	0.16% (234.78)	Aaa/NA AAA	3.07 1.82
89239TAD4	TAOT 2024-D A3 4.4 06/15/2029	105,000.00	10/10/2024 4.51%	104,994.14 104,996.07	100.29 4.04%	105,309.44 205.33	0.11% 313.36	Aaa/AAA NA	3.13 0.74
38014AAD3	GMCAR 2024-4 A3 4.4 08/16/2029	95,000.00	10/08/2024 4.32%	94,981.70 94,987.53	100.26 4.06%	95,245.86 174.17	0.10% 258.33	Aaa/AAA NA	3.30 0.68
096924AD7	BMWOT 2025-A A3 4.56 09/25/2029	220,000.00	02/04/2025 4.56%	219,978.33 219,984.02	100.51 4.05%	221,125.08 167.20	0.23% 1,141.06	Aaa/AAA NA	3.41 0.93
437921AD1	HAROT 252 A3 4.15 10/15/2029	105,000.00	04/29/2025 4.15%	104,988.27 104,990.86	100.02 4.17%	105,022.16 193.67	0.11% 31.29	Aaa/NA AAA	3.46 1.23
58770YAD3	MBALT 2026-A A3 3.93 01/15/2030	95,000.00	01/13/2026 3.97%	94,981.16 94,982.45	99.34 4.32%	94,373.67 165.93	0.10% (608.79)	Aaa/NA AAA	3.71 1.87
58770YAD3	MBALT 2026-A A3 3.93 01/15/2030	100,000.00	01/13/2026 3.97%	99,980.17 99,981.53	99.34 4.32%	99,340.70 174.67	0.10% (640.83)	Aaa/NA AAA	3.71 1.87
92348KDY6	VZMT 2025-3 A1A 4.51 03/20/2030	255,000.00	03/25/2025 4.51%	254,989.04 254,991.43	100.39 4.33%	256,003.43 351.40	0.26% 1,011.99	Aaa/NA AAA	3.89 0.85
34532BAG6	FORDO 2025-B A3 3.91 04/15/2030	170,000.00	09/23/2025 4.27%	169,981.66 169,984.06	99.56 4.23%	169,253.36 295.42	0.17% (730.70)	Aaa/NA AAA	3.96 1.51
89231GAD0	TAOT 2025-D A3 3.84 06/17/2030	220,000.00	10/15/2025 4.27%	219,974.70 219,977.53	99.47 4.21%	218,830.26 375.47	0.22% (1,147.27)	NA/AAA AAA	4.13 1.58
17305EHA6	CCCIT 2025-A1 A1 4.3 06/21/2030	265,000.00	06/18/2025 4.31%	264,928.11 264,940.31	100.27 4.16%	265,716.83 4,114.86	0.27% 776.52	Aaa/AAA NA	4.14 1.99
17305EHA6	CCCIT 2025-A1 A1 4.3 06/21/2030	190,000.00	10/09/2025 3.90%	191,900.00 191,508.43	100.27 4.16%	190,513.95 2,950.28	0.19% (994.48)	Aaa/AAA NA	4.14 1.99
47787DAD3	JDOT 2026 A3 3.87 08/15/2030	120,000.00	03/10/2026 4.49%	119,978.74 119,979.32	99.00 4.36%	118,795.20 206.40	0.12% (1,184.12)	Aaa/NA AAA	4.29 2.21
89240KAD0	TAOT 2026-A A3 3.86 09/15/2030	145,000.00	01/13/2026 4.13%	144,987.65 144,988.38	99.35 4.27%	144,061.85 248.76	0.15% (926.53)	Aaa/AAA NA	4.38 1.72
43815CAD0	HAROT 2026-1 A3 3.78 09/23/2030	175,000.00	02/10/2026 3.03%	174,972.12 174,973.32	99.17 4.25%	173,555.20 183.75	0.18% (1,418.12)	Aaa/NA AAA	4.40 1.86
448981AD2	HART 2026-A A3 3.79 02/18/2031	230,000.00	02/10/2026 4.30%	229,984.48 229,985.09	99.16 4.23%	228,057.42 387.42	0.23% (1,927.67)	NA/AAA AAA	4.80 2.08
92970QAK1	WFCIT 2026-1 A 4.08 04/15/2031	125,000.00	04/21/2026 4.12%	124,982.48 124,982.52	99.72 4.22%	124,647.13 56.67	0.13% (335.39)	Aaa/NA NA	4.96 2.73

HOLDINGS REPORT



City of Gardena Cons | Account #10647 | As of April 30, 2026

Cusip	Security Description	Par Value/ Units	Purchase Date Purchase Yield	Cost Value Book Value	Mkt Price Mkt YTM	Market Value Accrued Int.	% of Port. Gain/Loss	Moody's/ S&P/ Fitch	Maturity Duration
92970QAK1	WFCIT 2026-1 A 4.08 04/15/2031	255,000.00	04/21/2026 4.12%	254,964.25 254,964.33	99.72 4.22%	254,280.14 115.60	0.26% (684.19)	Aaa/NA NA	4.96 2.73
Total ABS		5,749,662.15	4.48%	5,750,887.04 5,750,653.46	99.94 4.15%	5,746,177.80 15,158.94	5.86% (4,475.65)		3.15 1.32

AGENCY									
3130B3A29	FEDERAL HOME LOAN BANKS 4.0 10/09/2026	600,000.00	10/21/2024 4.00%	599,994.00 599,998.65	100.10 3.76%	600,595.80 1,466.67	0.61% 597.15	Aa1/AA+ AA+	0.44 0.43
3133ERFJ5	FEDERAL FARM CREDIT BANKS FUNDING CORP 4.5 05/20/2027	330,000.00	05/23/2024 4.79%	327,333.60 329,061.51	100.63 3.89%	332,064.15 6,641.25	0.34% 3,002.64	Aa1/AA+ AA+	1.05 1.00
3130ATS57	FEDERAL HOME LOAN BANKS 4.5 03/10/2028	700,000.00	03/21/2023 3.99%	715,799.00 705,910.48	101.11 3.87%	707,778.40 4,462.50	0.72% 1,867.92	Aa1/AA+ AA+	1.86 1.76
3133ERGL9	FEDERAL FARM CREDIT BANKS FUNDING CORP 4.5 06/07/2028	450,000.00	06/25/2024 4.44%	450,984.50 450,524.34	101.18 3.91%	455,287.50 8,100.00	0.46% 4,763.16	Aa1/AA+ AA+	2.10 1.96
3133EPN50	FEDERAL FARM CREDIT BANKS FUNDING CORP 4.25 12/15/2028	650,000.00	12/28/2023 3.89%	660,575.50 655,593.99	100.81 3.92%	655,296.20 10,436.11	0.67% (297.79)	Aa1/AA+ AA+	2.63 2.42
Total Agency		2,730,000.00	4.14%	2,754,686.60 2,741,088.97	100.77 3.87%	2,751,022.05 31,106.53	2.81% 9,933.08		1.68 1.57

AGENCY CMBS									
3137BVZ82	FHMS K-063 A2 3.43 01/25/2027	316,283.09	02/06/2024 4.48%	307,115.83 314,158.23	99.50 3.93%	314,713.07 904.04	0.32% 554.83	Aa1/AA+ AAA	0.74 0.57
3137FTFK8	FHMS K-738 A2 1.545 01/25/2027	350,000.00	09/22/2025 3.84%	340,511.72 344,979.20	98.56 3.93%	344,971.55 450.63	0.35% (7.65)	Aa1/AA+ AAA	0.74 0.56
3137F2LJ3	FHMS K-066 A2 3.117 06/25/2027	177,829.25	09/19/2025 3.85%	175,529.98 176,348.75	99.04 3.92%	176,121.03 461.91	0.18% (227.72)	Aa1/AA+ AAA	1.15 0.97
3137FEBQ2	FHMS K-072 A2 3.444 12/25/2027	500,000.00	08/22/2023 4.98%	470,429.69 489,017.83	98.85 4.08%	494,269.00 1,435.00	0.50% 5,251.17	Aa1/AA+ AAA	1.65 1.50
3137FEBQ2	FHMS K-072 A2 3.444 12/25/2027	350,000.00	08/14/2025 4.01%	345,146.48 346,630.47	98.85 4.08%	345,988.30 1,004.50	0.35% (642.17)	Aa1/AA+ AAA	1.65 1.50
3137FETN0	FHMS K-073 A2 3.35 01/25/2028	465,000.00	05/24/2023 4.34%	446,908.59 458,419.34	98.67 4.09%	458,815.97 1,298.13	0.47% 396.62	Aa1/AA+ AAA	1.74 1.55
3137FHPJ6	FHMS K-080 A2 3.926 07/25/2028	325,000.00	01/23/2024 4.45%	317,814.45 321,482.72	99.34 4.15%	322,848.50 1,063.29	0.33% 1,365.78	Aaa/AA+ AA+	2.24 2.08
3137FJEH8	FHMS K-081 A2 3.9 08/25/2028	155,000.00	09/15/2023 4.86%	148,436.72 151,960.28	99.29 4.14%	153,898.11 503.75	0.16% 1,937.82	Aa1/AA+ AAA	2.32 2.14

HOLDINGS REPORT



City of Gardena Cons | Account #10647 | As of April 30, 2026

Cusip	Security Description	Par Value/ Units	Purchase Date Purchase Yield	Cost Value Book Value	Mkt Price Mkt YTM	Market Value Accrued Int.	% of Port. Gain/Loss	Moody's/ S&P/ Fitch	Maturity Duration
3137H4BY5	FHMS K-746 A2 2.031 09/25/2028	315,000.00	10/03/2023 5.30%	270,973.83 294,018.78	95.15 4.18%	299,712.74 533.14	0.31% 5,693.96	Aa1/AA+ AAA	2.41 2.25
3137FJXV6	FHMS K-083 A2 4.05 09/25/2028	297,000.00	12/07/2023 4.60%	289,783.83 293,427.47	99.55 4.17%	295,664.09 1,002.38	0.30% 2,236.62	Aa1/AA+ AAA	2.41 2.23
3137FJKE8	FHMS K-082 A2 3.92 09/25/2028	220,000.00	09/20/2024 3.81%	220,575.78 220,342.18	99.30 4.15%	218,464.18 718.67	0.22% (1,878.00)	Aa1/AA+ AAA	2.41 2.18
3137FJKE8	FHMS K-082 A2 3.92 09/25/2028	460,000.00	07/25/2025 4.14%	456,334.38 457,227.25	99.30 4.15%	456,788.74 1,502.67	0.47% (438.51)	Aa1/AA+ AAA	2.41 2.18
3137FJZ93	FHMS K-084 A2 3.78 10/25/2028	240,000.00	10/20/2023 5.40%	223,818.75 232,066.43	98.94 4.17%	237,459.84 756.00	0.24% 5,393.41	Aaa/AA+ AA+	2.49 2.27
3137FK4M5	FHMS K-085 A2 4.06 10/25/2028	350,000.00	07/23/2025 4.11%	348,865.23 349,135.97	99.56 4.17%	348,475.40 1,184.17	0.36% (660.57)	Aaa/AA+ AA+	2.49 2.29
3137FKUP9	FHMS K-087 A2 3.771 12/25/2028	338,450.29	07/23/2025 4.11%	334,470.86 335,372.91	98.88 4.17%	334,672.85 1,063.58	0.34% (700.06)	Aa1/AAA AA+	2.65 2.36
3137FLN91	FHMS K-091 A2 3.505 03/25/2029	350,000.00	07/23/2025 4.13%	342,384.77 343,992.56	98.13 4.17%	343,440.30 1,022.29	0.35% (552.26)	Aa1/AAA AA+	2.90 2.60
3137FMTY8	FHMS K-094 A2 2.903 06/25/2029	700,000.00	12/05/2025 3.87%	677,496.09 680,014.26	96.22 4.19%	673,536.50 1,693.42	0.69% (6,477.76)	Aa1/AA+ AAA	3.15 2.88
3137FRUT6	FHMS K-106 A2 2.069 01/25/2030	350,000.00	07/14/2025 4.28%	318,609.38 324,159.10	92.62 4.22%	324,182.25 603.46	0.33% 23.15	Aa1/AA+ AAA	3.74 3.49
Total Agency CMBS		6,259,562.64	4.33%	6,035,206.36 6,132,753.73	98.19 4.12%	6,144,022.40 17,201.01	6.27% 11,268.66		2.23 2.02

CASH									
CCYUSD	Receivable	713.33	--	713.33 713.33	1.00	713.33 0.00	0.00% 0.00	Aaa/AAA AAA	0.00 0.00
CCYUSD	Receivable	18,814.31	--	18,814.31 18,814.31	1.00	18,814.31 0.00	0.02% 0.00	Aaa/AAA AAA	0.00 0.00
CCYUSD	Receivable	521.02	--	521.02 521.02	1.00	521.02 0.00	0.00% 0.00	Aaa/AAA AAA	0.00 0.00
Total Cash		20,048.66		20,048.66 20,048.66	1.00	20,048.66 0.00	0.02% 0.00		0.00 0.00

CORPORATE									
06428CAA2	BANK OF AMERICA NA 5.526 08/18/2026	300,000.00	09/19/2023 5.61%	299,277.00 299,925.79	100.34 4.33%	301,012.20 3,361.65	0.31% 1,086.41	Aa2/A+ AA	0.30 0.21

HOLDINGS REPORT



City of Gardena Cons | Account #10647 | As of April 30, 2026

Cusip	Security Description	Par Value/ Units	Purchase Date Purchase Yield	Cost Value Book Value	Mkt Price Mkt YTM	Market Value Accrued Int.	% of Port. Gain/Loss	Moody's/ S&P/ Fitch	Maturity Duration
931142ERO	WALMART INC 1.05 09/17/2026	40,000.00	09/08/2021 1.09%	39,924.40 39,994.24	98.93 3.93%	39,571.08 51.33	0.04% (423.16)	Aa2/AA AA	0.38 0.37
63743HFK3	NATIONAL RURAL UTILITIES COOPERATIVE FINANCE CORP 5.6 11/13/2026	390,000.00	11/14/2023 5.25%	393,666.00 390,569.58	100.73 4.21%	392,828.67 10,192.00	0.40% 2,259.09	A2/A- A	0.54 0.43
89115A2V3	TORONTO-DOMINION BANK 5.264 12/11/2026	160,000.00	12/04/2023 5.26%	160,000.00 160,000.00	100.67 4.14%	161,064.48 3,275.38	0.16% 1,064.48	A2/A- AA-	0.62 0.59
94988J6F9	WELLS FARGO BANK NA 5.254 12/11/2026	250,000.00	10/22/2025 3.76%	253,795.00 251,912.36	100.66 4.14%	251,653.50 5,108.06	0.26% (258.86)	Aa2/A+ AA-	0.62 0.50
78016HZT0	ROYAL BANK OF CANADA 4.875 01/19/2027	150,000.00	01/10/2024 4.88%	149,962.50 149,991.00	100.56 4.06%	150,846.15 2,071.88	0.15% 855.15	A1/A AA-	0.72 0.69
17275RBQ4	CISCO SYSTEMS INC 4.8 02/26/2027	170,000.00	02/21/2024 4.85%	169,779.00 169,939.31	100.60 4.04%	171,015.07 1,473.33	0.17% 1,075.76	A1/AA- NA	0.83 0.71
857477CL5	STATE STREET CORP 4.993 03/18/2027	365,000.00	03/13/2024 4.99%	365,000.00 365,000.00	100.73 4.14%	367,663.41 2,176.81	0.37% 2,663.41	Aa3/A AA-	0.88 0.77
89115A2W1	TORONTO-DOMINION BANK 4.98 04/05/2027	400,000.00	04/08/2024 5.21%	397,448.00 399,206.30	100.82 4.06%	403,288.00 1,438.67	0.41% 4,081.70	A2/A- AA-	0.93 0.90
665859AW4	NORTHERN TRUST CORP 4.0 05/10/2027	450,000.00	10/05/2022 4.70%	436,909.50 447,078.85	99.92 4.08%	449,650.35 8,550.00	0.46% 2,571.50	A2/A+ A+	1.03 0.98
14913UAL4	CATERPILLAR FINANCIAL SERVICES CORP 5.0 05/14/2027	405,000.00	05/21/2024 4.93%	405,743.58 405,258.82	101.07 3.93%	409,340.79 9,393.75	0.42% 4,081.97	A1/A A+	1.04 0.98
06051GGA1	BANK OF AMERICA CORP 3.248 10/21/2027	250,000.00	08/26/2025 4.01%	246,100.00 247,327.13	98.82 4.08%	247,048.25 225.56	0.25% (278.88)	A1/A- AA-	1.48 1.42
571748BY7	MARSH & MCLENNAN COMPANIES INC 4.55 11/08/2027	250,000.00	09/12/2025 3.92%	253,065.00 252,136.95	100.45 4.24%	251,119.50 5,466.32	0.26% (1,017.45)	A3/A- A-	1.53 1.35
24422EXZ7	JOHN DEERE CAPITAL CORP 4.65 01/07/2028	280,000.00	01/06/2025 4.66%	279,916.00 279,952.66	100.91 4.08%	282,558.92 4,123.00	0.29% 2,606.26	A1/A A+	1.69 1.58
808513AU9	CHARLES SCHWAB CORP 3.2 01/25/2028	250,000.00	09/18/2025 3.94%	245,890.00 246,963.01	98.46 4.13%	246,141.25 2,133.33	0.25% (821.76)	A2/A- A	1.74 1.65
06406RAF4	BANK OF NEW YORK MELLON CORP 3.4 01/29/2028	250,000.00	09/18/2025 3.82%	247,665.00 248,271.77	98.87 4.07%	247,186.50 2,172.22	0.25% (1,085.27)	Aa3/A AA-	1.75 1.66
57636QAW4	MASTERCARD INC 4.875 03/09/2028	290,000.00	04/19/2023 4.17%	298,833.40 293,266.60	101.40 4.08%	294,062.90 2,042.08	0.30% 796.30	Aa3/A+ NA	1.86 1.67
64110LAS5	NETFLIX INC 4.875 04/15/2028	240,000.00	09/22/2025 3.88%	245,791.20 244,428.56	101.27 4.19%	243,047.76 520.00	0.25% (1,380.80)	A3/A NA	1.96 1.85

HOLDINGS REPORT



City of Gardena Cons | Account #10647 | As of April 30, 2026

Cusip	Security Description	Par Value/ Units	Purchase Date Purchase Yield	Cost Value Book Value	Mkt Price Mkt YTM	Market Value Accrued Int.	% of Port. Gain/Loss	Moody's/ S&P/ Fitch	Maturity Duration
91159HHS2	US BANCORP 3.9 04/26/2028	250,000.00	09/12/2025 3.88%	250,102.50 250,077.13	99.46 4.19%	248,651.00 135.42	0.25% (1,426.13)	A3/A A	1.99 1.89
46647PDA1	JPMORGAN CHASE & CO 4.323 04/26/2028	250,000.00	09/22/2025 4.10%	250,835.00 250,518.28	99.95 4.79%	249,878.50 150.10	0.25% (639.78)	A1/A AA-	1.99 0.95
74456QBU9	PUBLIC SERVICE ELECTRIC AND GAS CO 3.7 05/01/2028	300,000.00	09/06/2023 5.10%	282,801.00 292,591.36	99.02 4.22%	297,056.40 5,550.00	0.30% 4,465.04	A1/A NA	2.00 1.91
58933YBH7	MERCK & CO INC 4.05 05/17/2028	90,000.00	05/08/2023 4.07%	89,927.10 89,970.19	100.06 4.02%	90,056.61 1,660.50	0.09% 86.42	Aa3/A+ NA	2.05 1.91
009158BN5	AIR PRODUCTS AND CHEMICALS INC 4.3 06/11/2028	240,000.00	07/17/2025 4.29%	240,043.20 240,031.14	100.21 4.19%	240,495.36 4,013.33	0.25% 464.22	A3/A NA	2.11 1.89
87612EBU9	TARGET CORP 4.35 06/15/2028	250,000.00	09/18/2025 3.88%	252,955.00 252,271.90	100.46 4.12%	251,158.75 4,108.33	0.26% (1,113.15)	A2/A A	2.13 1.90
29379VCJ0	ENTERPRISE PRODUCTS OPERATING LLC 4.3 06/20/2028	250,000.00	09/12/2025 3.94%	252,262.50 251,735.05	100.06 4.27%	250,160.25 3,911.81	0.26% (1,574.80)	A3/A- A-	2.14 1.99
61776NVE0	MORGAN STANLEY PRIVATE BANK NA 4.466 07/06/2028	250,000.00	08/05/2025 4.30%	250,737.50 250,454.74	99.99 4.45%	249,963.00 3,566.60	0.25% (491.74)	Aa3/A+ AA-	2.18 1.12
61776NVE0	MORGAN STANLEY PRIVATE BANK NA 4.466 07/06/2028	250,000.00	08/05/2025 4.30%	250,737.50 250,454.74	99.99 4.45%	249,963.00 3,566.60	0.25% (491.74)	Aa3/A+ AA-	2.18 1.12
14913UBB5	CATERPILLAR FINANCIAL SERVICES CORP 4.1 08/15/2028	250,000.00	08/12/2025 4.05%	250,322.50 250,246.29	100.04 4.08%	250,109.25 2,163.89	0.26% (137.04)	A1/A A+	2.29 2.15
63743HFJ6	NATIONAL RURAL UTILITIES COOPERATIVE FINANCE CORP 5.05 09/15/2028	240,000.00	07/14/2025 4.40%	244,425.60 243,286.80	101.55 4.35%	243,718.32 1,548.67	0.25% 431.52	A2/A- A	2.38 2.13
532457DB1	ELI LILLY AND CO 4.0 10/15/2028	250,000.00	09/12/2025 3.89%	250,767.50 250,607.84	99.81 4.08%	249,532.75 444.44	0.25% (1,075.09)	Aa3/AA- NA	2.46 2.31
532457DB1	ELI LILLY AND CO 4.0 10/15/2028	250,000.00	09/12/2025 3.89%	250,767.50 250,607.84	99.81 4.08%	249,532.75 444.44	0.25% (1,075.09)	Aa3/AA- NA	2.46 2.31
00287YBF5	ABBVIE INC 4.25 11/14/2028	250,000.00	09/18/2025 3.89%	252,420.00 251,908.60	100.19 4.17%	250,473.50 4,928.82	0.26% (1,435.10)	A2/A- NA	2.54 2.12
91324PEU2	UNITEDHEALTH GROUP INC 4.25 01/15/2029	350,000.00	02/13/2025 4.77%	343,563.50 345,547.08	99.88 4.29%	349,583.85 4,379.86	0.36% 4,036.77	A2/A+ A	2.71 2.50
69371RS80	PACCAR FINANCIAL CORP 4.6 01/31/2029	410,000.00	01/24/2024 4.64%	409,331.70 409,632.01	101.20 4.13%	414,931.48 4,767.39	0.42% 5,299.47	A1/A+ NA	2.76 2.53
009158BH8	AIR PRODUCTS AND CHEMICALS INC 4.6 02/08/2029	250,000.00	09/18/2025 3.95%	254,982.50 254,057.83	100.70 4.33%	251,760.75 2,651.39	0.26% (2,297.08)	A3/A NA	2.78 2.48

HOLDINGS REPORT



City of Gardena Cons | Account #10647 | As of April 30, 2026

Cusip	Security Description	Par Value/ Units	Purchase Date Purchase Yield	Cost Value Book Value	Mkt Price Mkt YTM	Market Value Accrued Int.	% of Port. Gain/Loss	Moody's/ S&P/ Fitch	Maturity Duration
002824BRO	ABBOTT LABORATORIES 3.7 03/09/2029	275,000.00	03/17/2026 4.05%	272,362.75 272,469.50	98.63 4.21%	271,236.90 1,469.72	0.28% (1,232.60)	Aa3/A+ NA	2.86 2.67
693475AW5	PNC FINANCIAL SERVICES GROUP INC 3.45 04/23/2029	250,000.00	07/16/2025 4.34%	242,315.00 243,923.49	97.68 4.29%	244,193.00 191.67	0.25% 269.51	A3/A- A	2.98 2.79
693475AW5	PNC FINANCIAL SERVICES GROUP INC 3.45 04/23/2029	250,000.00	07/16/2025 4.34%	242,315.00 243,923.49	97.68 4.29%	244,193.00 191.67	0.25% 269.51	A3/A- A	2.98 2.79
74456QBY1	PUBLIC SERVICE ELECTRIC AND GAS CO 3.2 05/15/2029	250,000.00	07/14/2025 4.40%	239,555.00 241,718.61	96.94 4.28%	242,350.50 3,688.89	0.25% 631.89	A1/A NA	3.04 2.81
89236TMF9	TOYOTA MOTOR CREDIT CORP 5.05 05/16/2029	400,000.00	06/25/2024 4.88%	402,872.00 401,787.56	102.07 4.31%	408,294.80 9,258.33	0.42% 6,507.24	A1/A+ A+	3.04 2.74
341081GT8	FLORIDA POWER & LIGHT CO 5.15 06/15/2029	330,000.00	09/19/2024 4.03%	345,331.80 339,927.06	102.49 4.29%	338,225.91 6,420.33	0.34% (1,701.15)	Aa2/A+ AA-	3.13 2.67
437076DC3	HOME DEPOT INC 4.75 06/25/2029	295,000.00	-- 4.74%	295,110.25 295,071.66	101.55 4.22%	299,567.78 4,904.38	0.31% 4,496.12	A2/A A	3.15 2.79
713448FX1	PEPSICO INC 4.5 07/17/2029	295,000.00	07/15/2024 4.53%	294,542.75 294,706.27	100.86 4.21%	297,522.25 3,835.00	0.30% 2,815.98	A1/A+ NA	3.21 2.86
025816EJ4	AMERICAN EXPRESS CO 4.351 07/20/2029	285,000.00	07/21/2025 4.35%	285,000.00 285,000.00	99.81 4.45%	284,456.22 3,478.99	0.29% (543.78)	A2/A- A	3.22 2.07
025816EJ4	AMERICAN EXPRESS CO 4.351 07/20/2029	290,000.00	07/21/2025 4.35%	290,000.00 290,000.00	99.81 4.45%	289,446.68 3,540.02	0.30% (553.32)	A2/A- A	3.22 2.07
171239ALO	CHUBB INA HOLDINGS LLC 4.65 08/15/2029	250,000.00	08/14/2025 4.14%	254,592.50 253,760.71	100.90 4.35%	252,256.00 2,454.17	0.26% (1,504.71)	A2/A A	3.29 2.92
26444HAH4	DUKE ENERGY FLORIDA LLC 2.5 12/01/2029	450,000.00	12/16/2024 4.72%	406,363.50 418,417.78	93.84 4.38%	422,273.70 4,687.50	0.43% 3,855.92	A1/A NA	3.59 3.33
023135CQ7	AMAZON.COM INC 4.65 12/01/2029	250,000.00	09/18/2025 3.88%	257,150.00 256,062.70	101.25 4.27%	253,116.75 4,843.75	0.26% (2,945.95)	A1/AA AA-	3.59 3.07
06406RCG0	BANK OF NEW YORK MELLON CORP 4.026 01/22/2030	245,000.00	01/14/2026 4.05%	245,060.00 245,054.58	98.96 4.38%	242,446.12 2,712.52	0.25% (2,608.46)	Aa3/A AA-	3.73 2.52
95000U4D2	WELLS FARGO & CO 4.182 01/23/2030	250,000.00	01/16/2026 4.21%	249,812.50 249,825.08	99.12 4.49%	247,788.75 2,846.08	0.25% (2,036.33)	A1/BBB+ A+	3.73 2.52
17275RBX9	CISCO SYSTEMS INC 4.75 02/24/2030	250,000.00	08/21/2025 4.24%	255,120.00 254,321.58	101.59 4.29%	253,962.75 2,210.07	0.26% (358.83)	A1/AA- NA	3.82 3.36
12572QAL9	CME GROUP INC 4.4 03/15/2030	250,000.00	07/16/2025 4.39%	250,047.50 250,039.33	100.30 4.31%	250,746.50 1,405.56	0.26% 707.17	Aa3/AA- AA-	3.87 3.44
743315AW3	PROGRESSIVE CORP 3.2 03/26/2030	300,000.00	02/24/2026 4.00%	291,039.00 291,429.92	95.73 4.40%	287,178.30 933.33	0.29% (4,251.62)	A2/A A	3.90 3.60

HOLDINGS REPORT



City of Gardena Cons | Account #10647 | As of April 30, 2026

Cusip	Security Description	Par Value/ Units	Purchase Date Purchase Yield	Cost Value Book Value	Mkt Price Mkt YTM	Market Value Accrued Int.	% of Port. Gain/Loss	Moody's/ S&P/ Fitch	Maturity Duration
743315AW3	PROGRESSIVE CORP 3.2 03/26/2030	250,000.00	09/12/2025 4.03%	241,522.50 242,691.81	95.73 4.40%	239,315.25 777.78	0.24% (3,376.56)	A2/A A	3.90 3.60
857477DB6	STATE STREET CORP 4.834 04/24/2030	240,000.00	07/14/2025 4.54%	242,992.80 242,486.14	101.49 4.42%	243,572.40 225.59	0.25% 1,086.26	Aa3/A AA-	3.98 3.52
931142FN8	WALMART INC 4.35 04/28/2030	310,000.00	04/23/2025 4.39%	309,463.70 309,571.78	100.85 4.12%	312,621.98 112.38	0.32% 3,050.20	Aa2/AA AA	3.99 3.56
09247XAQ4	BLACKROCK FINANCE INC 2.4 04/30/2030	275,000.00	09/18/2025 4.04%	256,214.75 258,713.50	93.02 4.32%	255,794.55 18.33	0.26% (2,918.95)	Aa3/AA- NA	4.00 3.75
665859AV6	NORTHERN TRUST CORP 1.95 05/01/2030	275,000.00	12/22/2025 4.11%	251,545.25 253,448.18	91.22 4.37%	250,861.05 2,681.25	0.26% (2,587.13)	A2/A+ A+	4.00 3.78
69371RT71	PACCAR FINANCIAL CORP 4.55 05/08/2030	250,000.00	09/18/2025 4.03%	255,457.50 254,734.99	100.83 4.32%	252,080.25 5,466.32	0.26% (2,654.74)	A1/A+ NA	4.02 3.56
89236TNJ0	TOYOTA MOTOR CREDIT CORP 4.8 05/15/2030	240,000.00	07/15/2025 4.58%	242,239.20 241,872.35	101.30 4.45%	243,109.20 5,312.00	0.25% 1,236.85	A1/A+ A+	4.04 3.56
747525BU6	QUALCOMM INC 4.5 05/20/2030	250,000.00	09/18/2025 4.03%	254,890.00 254,235.66	100.51 4.36%	251,286.75 5,031.25	0.26% (2,948.91)	A2/A NA	4.05 3.53
24422EYE3	JOHN DEERE CAPITAL CORP 4.55 06/05/2030	250,000.00	08/25/2025 4.25%	253,152.50 252,704.21	100.65 4.37%	251,615.75 4,613.19	0.26% (1,088.46)	A1/A A+	4.10 3.64
26444HAJ0	DUKE ENERGY FLORIDA LLC 1.75 06/15/2030	275,000.00	07/14/2025 4.56%	241,290.50 246,733.57	89.74 4.50%	246,798.48 1,818.06	0.25% 64.90	A1/A NA	4.13 3.87
74464AAC5	PUBLIC STORAGE OPERATING CO 4.375 07/01/2030	215,000.00	07/17/2025 4.58%	213,052.10 213,361.14	100.01 4.37%	215,016.77 3,135.42	0.22% 1,655.63	A2/A NA	4.17 3.72
713448GH5	PEPSICO INC 4.3 07/23/2030	250,000.00	08/12/2025 4.28%	250,205.00 250,174.86	100.38 4.20%	250,946.50 2,926.39	0.26% 771.64	A1/A+ NA	4.23 3.72
437076DJ8	HOME DEPOT INC 3.95 09/15/2030	250,000.00	09/09/2025 4.02%	249,225.00 249,321.77	98.74 4.27%	246,858.00 1,261.81	0.25% (2,463.77)	A2/A A	4.38 3.95
58933YBQ7	MERCK & CO INC 4.15 09/15/2030	250,000.00	09/12/2025 4.03%	251,332.50 251,163.25	99.48 4.28%	248,690.50 1,325.69	0.25% (2,472.75)	Aa3/A+ NA	4.38 3.94
92826CAZ5	VISA INC 4.1 02/12/2031	235,000.00	02/03/2026 4.13%	234,685.10 234,698.55	99.72 4.16%	234,337.54 2,114.35	0.24% (361.02)	Aa3/AA- NA	4.79 4.26
Total Corporate		18,250,000.00	4.37%	18,131,605.63 18,158,572.82	99.61 4.25%	18,168,285.17 207,658.72	18.53% 9,712.35		2.67 2.33
LAIF									
90LAIF\$00	Local Agency Investment Fund State Pool	6,010,813.81	-- 3.81%	6,010,813.81 6,010,813.81	1.00 3.81%	6,010,813.81 0.00	6.13% 0.00	NA/NA NA	0.00 0.00

HOLDINGS REPORT



City of Gardena Cons | Account #10647 | As of April 30, 2026

Cusip	Security Description	Par Value/ Units	Purchase Date Purchase Yield	Cost Value Book Value	Mkt Price Mkt YTM	Market Value Accrued Int.	% of Port. Gain/Loss	Moody's/ S&P/ Fitch	Maturity Duration
Total LAIF		6,010,813.81	3.81%	6,010,813.81	3.81%	6,010,813.81 0.00	6.13% 0.00		0.00 0.00
LOCAL GOV INVESTMENT POOL									
09CATR\$05	CalTrust MTF	753,104.68	-- 3.86%	7,551,580.84 7,551,580.84	9.85 3.86%	7,418,081.05 0.00	7.56% (133,499.79)	NA/AAAm NA	0.00 0.00
90CAMP\$00	CAMP	3,634,513.20	-- 3.78%	3,634,513.20 3,634,513.20	1.00 3.78%	3,634,513.20 0.00	3.71% 0.00	NA/AAAm NA	0.00 0.00
90CAMP\$06	CAMP	10,000,000.00	-- 4.17%	10,000,000.00 10,000,000.00	1.00 4.17%	10,000,000.00 0.00	10.20% 0.00	NA/AAAm NA	0.00 0.00
Total Local Gov Investment Pool		14,387,617.88	3.99%	21,186,094.04 21,186,094.04	4.12 3.99%	21,052,594.25 0.00	21.47% (133,499.79)		0.00 0.00
MONEY MARKET FUND									
31846V203	FIRST AMER:GVT OBLG Y	104,158.89	-- 3.27%	104,158.89 104,158.89	1.00 3.27%	104,158.89 0.00	0.11% 0.00	Aaa/ AAAm AAA	0.00 0.00
31846V203	FIRST AMER:GVT OBLG Y	163,819.41	-- 3.27%	163,819.41 163,819.41	1.00 3.27%	163,819.41 0.00	0.17% 0.00	Aaa/ AAAm AAA	0.00 0.00
Total Money Market Fund		267,978.30	3.27%	267,978.30 267,978.30	1.00 3.27%	267,978.30 0.00	0.27% 0.00		0.00 0.00
SUPRANATIONAL									
459058LK7	INTERNATIONAL BANK FOR RECONSTRUCTION AND DEVELOPM 4.0 08/27/2026	170,000.00	08/20/2024 4.06%	169,802.80 169,968.12	100.03 3.87%	170,057.46 1,208.89	0.17% 89.34	Aaa/AAA NA	0.33 0.32
459058KT9	INTERNATIONAL BANK FOR RECONSTRUCTION AND DEVELOPM 3.5 07/12/2028	250,000.00	11/28/2023 4.53%	239,372.50 244,938.39	99.12 3.92%	247,798.75 2,649.31	0.25% 2,860.36	Aaa/AAA NA	2.20 2.07
459058KW2	INTERNATIONAL BANK FOR RECONSTRUCTION AND DEVELOPM 4.625 08/01/2028	250,000.00	-- 4.97%	246,407.00 248,309.06	101.50 3.92%	253,752.25 2,890.63	0.26% 5,443.19	Aaa/AAA NA	2.25 2.10

HOLDINGS REPORT



City of Gardena Cons | Account #10647 | As of April 30, 2026

Cusip	Security Description	Par Value/ Units	Purchase Date Purchase Yield	Cost Value Book Value	Mkt Price Mkt YTM	Market Value Accrued Int.	% of Port. Gain/Loss	Moody's/ S&P/ Fitch	Maturity Duration
459058LN1	INTERNATIONAL BANK FOR RECONSTRUCTION AND DEVELOPM 3.875 10/16/2029	300,000.00	10/08/2024 3.93%	299,217.00 299,457.99	99.69 3.97%	299,061.30 483.00	0.30% (396.69)	Aaa/AAA NA	3.46 3.20
459058KQ5	INTERNATIONAL BANK FOR RECONSTRUCTION AND DEVELOPM 3.875 02/14/2030	350,000.00	10/09/2025 3.75%	351,711.50 351,492.71	99.61 3.99%	348,630.10 2,900.87	0.36% (2,862.61)	Aaa/AAA NA	3.79 3.46
459058LR2	INTERNATIONAL BANK FOR RECONSTRUCTION AND DEVELOPM 4.125 03/20/2030	205,000.00	03/14/2025 4.20%	204,268.15 204,431.27	100.48 3.99%	205,980.11 963.07	0.21% 1,548.83	Aaa/AAA NA	3.89 3.54
Total				1,510,778.95	100.02	1,525,279.97	1.56%		2.84
Supranational		1,525,000.00	4.21%	1,518,597.54	3.95%	11,095.76	6,682.42		2.62

US TREASURY									
912828R36	UNITED STATES TREASURY 1.625 05/15/2026	250,000.00	10/14/2021 0.99%	257,148.44 250,059.82	99.92 3.70%	249,797.25 1,874.14	0.25% (262.57)	Aa1/AA+ AA+	0.04 0.04
91282CHB0	UNITED STATES TREASURY 3.625 05/15/2026	300,000.00	03/28/2025 4.06%	298,558.59 299,950.78	99.99 3.70%	299,984.40 5,016.92	0.31% 33.62	Aa1/AA+ AA+	0.04 0.04
91282CHH7	UNITED STATES TREASURY 4.125 06/15/2026	475,000.00	08/26/2024 3.94%	476,502.93 475,102.94	100.05 3.65%	475,246.05 7,374.57	0.48% 143.11	Aa1/AA+ AA+	0.13 0.12
91282CHM6	UNITED STATES TREASURY 4.5 07/15/2026	500,000.00	09/16/2025 3.74%	503,046.88 500,759.19	100.16 3.67%	500,808.50 6,588.40	0.51% 49.31	Aa1/AA+ AA+	0.21 0.21
912828YG9	UNITED STATES TREASURY 1.625 09/30/2026	300,000.00	12/28/2021 1.24%	305,296.88 300,463.78	99.13 3.74%	297,396.30 412.91	0.30% (3,067.48)	Aa1/AA+ AA+	0.42 0.41
91282CJC6	UNITED STATES TREASURY 4.625 10/15/2026	475,000.00	08/26/2024 3.84%	482,514.65 476,610.97	100.43 3.66%	477,036.33 960.38	0.49% 425.35	Aa1/AA+ AA+	0.46 0.45
912828U24	UNITED STATES TREASURY 2.0 11/15/2026	625,000.00	03/29/2022 2.55%	609,912.11 623,233.35	99.08 3.73%	619,272.50 5,766.57	0.63% (3,960.85)	Aa1/AA+ AA+	0.54 0.52
91282CJP7	UNITED STATES TREASURY 4.375 12/15/2026	300,000.00	12/27/2023 4.02%	302,906.25 300,611.84	100.41 3.70%	301,231.80 4,939.90	0.31% 619.96	Aa1/AA+ AA+	0.63 0.60
912828V98	UNITED STATES TREASURY 2.25 02/15/2027	700,000.00	12/16/2025 3.51%	690,019.53 693,189.80	98.84 3.75%	691,865.30 3,263.12	0.71% (1,324.50)	Aa1/AA+ AA+	0.80 0.77
91282CEF4	UNITED STATES TREASURY 2.5 03/31/2027	750,000.00	-- 2.90%	736,449.21 747,427.06	98.88 3.75%	741,609.75 1,588.11	0.76% (5,817.31)	Aa1/AA+ AA+	0.92 0.89
912828X88	UNITED STATES TREASURY 2.375 05/15/2027	350,000.00	06/09/2022 3.08%	338,666.02 347,613.57	98.56 3.80%	344,955.10 3,834.77	0.35% (2,658.47)	Aa1/AA+ AA+	1.04 1.00

HOLDINGS REPORT



City of Gardena Cons | Account #10647 | As of April 30, 2026

Cusip	Security Description	Par Value/ Units	Purchase Date Purchase Yield	Cost Value Book Value	Mkt Price Mkt YTM	Market Value Accrued Int.	% of Port. Gain/Loss	Moody's/ S&P/ Fitch	Maturity Duration
91282CNE7	UNITED STATES TREASURY 3.875 05/31/2027	700,000.00	09/25/2025 3.70%	701,996.09 701,288.33	100.07 3.80%	700,519.40 11,326.92	0.71% (768.93)	Aa1/AA+ AA+	1.08 1.03
91282CNL1	UNITED STATES TREASURY 3.75 06/30/2027	800,000.00	03/30/2026 3.82%	799,281.25 799,330.11	99.92 3.82%	799,344.00 10,027.62	0.82% 13.89	Aa1/AA+ AA+	1.17 1.12
91282CNL1	UNITED STATES TREASURY 3.75 06/30/2027	700,000.00	07/30/2025 3.91%	697,894.53 698,719.85	99.92 3.82%	699,426.00 8,774.17	0.71% 706.15	Aa1/AA+ AA+	1.17 1.12
91282CKZ3	UNITED STATES TREASURY 4.375 07/15/2027	1,000,000.00	11/18/2024 4.29%	1,002,070.31 1,000,941.05	100.63 3.83%	1,006,289.00 12,810.77	1.03% 5,347.95	Aa1/AA+ AA+	1.21 1.15
91282CNP2	UNITED STATES TREASURY 3.875 07/31/2027	700,000.00	09/25/2025 3.69%	702,296.88 701,556.28	100.03 3.85%	700,191.10 6,743.78	0.71% (1,365.18)	Aa1/AA+ AA+	1.25 1.20
91282CLG4	UNITED STATES TREASURY 3.75 08/15/2027	700,000.00	09/12/2025 3.57%	702,242.19 701,510.83	99.86 3.86%	699,015.80 5,438.54	0.71% (2,495.03)	Aa1/AA+ AA+	1.29 1.24
91282CLG4	UNITED STATES TREASURY 3.75 08/15/2027	700,000.00	09/25/2025 3.68%	700,902.34 700,617.74	99.86 3.86%	699,015.80 5,438.54	0.71% (1,601.94)	Aa1/AA+ AA+	1.29 1.24
91282CLL3	UNITED STATES TREASURY 3.375 09/15/2027	700,000.00	09/25/2025 3.66%	696,226.56 697,365.41	99.36 3.85%	695,543.10 3,017.32	0.71% (1,822.31)	Aa1/AA+ AA+	1.38 1.32
91282CFM8	UNITED STATES TREASURY 4.125 09/30/2027	570,000.00	10/26/2022 4.19%	568,419.14 569,545.69	100.35 3.87%	571,981.89 1,991.50	0.58% 2,436.20	Aa1/AA+ AA+	1.42 1.36
91282CLQ2	UNITED STATES TREASURY 3.875 10/15/2027	700,000.00	09/16/2025 3.51%	705,003.91 703,511.98	100.00 3.87%	700,000.00 1,185.79	0.71% (3,511.98)	Aa1/AA+ AA+	1.46 1.40
91282CLQ2	UNITED STATES TREASURY 3.875 10/15/2027	400,000.00	07/30/2025 3.88%	399,937.50 399,958.75	100.00 3.87%	400,000.00 677.60	0.41% 41.25	Aa1/AA+ AA+	1.46 1.40
9128283F5	UNITED STATES TREASURY 2.25 11/15/2027	800,000.00	12/20/2022 3.84%	743,625.00 782,268.65	97.58 3.88%	780,656.00 8,303.87	0.80% (1,612.65)	Aa1/AA+ AA+	1.54 1.48
9128283F5	UNITED STATES TREASURY 2.25 11/15/2027	700,000.00	09/25/2025 3.66%	679,875.00 685,473.88	97.58 3.88%	683,074.00 7,265.88	0.70% (2,399.88)	Aa1/AA+ AA+	1.54 1.48
91282CMB4	UNITED STATES TREASURY 4.0 12/15/2027	700,000.00	09/25/2025 3.64%	705,222.66 703,823.50	100.18 3.88%	701,257.90 10,538.46	0.72% (2,565.60)	Aa1/AA+ AA+	1.63 1.54
91282CGC9	UNITED STATES TREASURY 3.875 12/31/2027	500,000.00	05/25/2023 3.98%	497,890.63 499,235.35	99.98 3.89%	499,883.00 6,476.17	0.51% 647.65	Aa1/AA+ AA+	1.67 1.58
91282CGH8	UNITED STATES TREASURY 3.5 01/31/2028	700,000.00	07/30/2025 3.87%	693,847.66 695,692.02	99.35 3.89%	695,433.90 6,091.16	0.71% (258.12)	Aa1/AA+ AA+	1.76 1.67
9128283W8	UNITED STATES TREASURY 2.75 02/15/2028	700,000.00	09/25/2025 3.66%	685,507.81 689,114.24	98.04 3.89%	686,301.00 3,988.26	0.70% (2,813.24)	Aa1/AA+ AA+	1.80 1.72
91282CMS7	UNITED STATES TREASURY 3.875 03/15/2028	700,000.00	09/25/2025 3.64%	703,773.44 702,864.63	99.97 3.89%	699,808.90 3,464.33	0.71% (3,055.73)	Aa1/AA+ AA+	1.88 1.78

HOLDINGS REPORT



City of Gardena Cons | Account #10647 | As of April 30, 2026

Cusip	Security Description	Par Value/ Units	Purchase Date Purchase Yield	Cost Value Book Value	Mkt Price Mkt YTM	Market Value Accrued Int.	% of Port. Gain/Loss	Moody's/ S&P/ Fitch	Maturity Duration
91282CGT2	UNITED STATES TREASURY 3.625 03/31/2028	600,000.00	01/10/2025 4.46%	585,117.19 591,118.53	99.51 3.89%	597,046.80 1,842.21	0.61% 5,928.27	Aa1/AA+ AA+	1.92 1.83
91282CMW8	UNITED STATES TREASURY 3.75 04/15/2028	700,000.00	09/25/2025 3.66%	701,531.25 701,174.73	99.73 3.89%	698,113.50 1,147.54	0.71% (3,061.23)	Aa1/AA+ AA+	1.96 1.87
91282CND9	UNITED STATES TREASURY 3.75 05/15/2028	700,000.00	07/30/2025 3.86%	698,031.25 698,560.63	99.72 3.89%	698,058.90 12,109.81	0.71% (501.73)	Aa1/AA+ AA+	2.04 1.91
91282CNM9	UNITED STATES TREASURY 3.875 07/15/2028	700,000.00	07/30/2025 3.86%	700,300.78 700,224.47	99.96 3.89%	699,699.00 7,942.68	0.71% (525.47)	Aa1/AA+ AA+	2.21 2.07
9128285M8	UNITED STATES TREASURY 3.125 11/15/2028	400,000.00	04/10/2025 3.89%	389,765.63 392,764.28	98.12 3.91%	392,484.40 5,766.57	0.40% (279.88)	Aa1/AA+ AA+	2.54 2.38
9128285M8	UNITED STATES TREASURY 3.125 11/15/2028	700,000.00	07/30/2025 3.87%	683,949.22 687,605.01	98.12 3.91%	686,847.70 10,091.51	0.70% (757.31)	Aa1/AA+ AA+	2.54 2.38
91282CPT2	UNITED STATES TREASURY 3.5 01/15/2029	500,000.00	01/16/2026 3.66%	497,753.91 497,961.84	98.96 3.91%	494,804.50 5,124.31	0.50% (3,157.34)	Aa1/AA+ AA+	2.71 2.53
91282CJW2	UNITED STATES TREASURY 4.0 01/31/2029	700,000.00	07/30/2025 3.88%	702,789.06 702,192.03	100.22 3.91%	701,558.90 6,961.33	0.72% (633.13)	Aa1/AA+ AA+	2.76 2.56
91282CKG5	UNITED STATES TREASURY 4.125 03/31/2029	700,000.00	07/30/2025 3.88%	705,742.19 704,567.16	100.57 3.92%	703,964.80 2,445.70	0.72% (602.36)	Aa1/AA+ AA+	2.92 2.72
91282CQJ3	UNITED STATES TREASURY 3.875 04/15/2029	425,000.00	04/16/2026 3.79%	426,062.50 426,048.90	99.90 3.91%	424,568.20 719.95	0.43% (1,480.70)	Aa1/AA+ AA+	2.96 2.76
91282CKP5	UNITED STATES TREASURY 4.625 04/30/2029	380,000.00	06/25/2025 3.82%	390,835.94 388,451.11	101.98 3.92%	387,511.08 47.76	0.40% (940.03)	Aa1/AA+ AA+	3.00 2.78
91282CEV9	UNITED STATES TREASURY 3.25 06/30/2029	700,000.00	07/30/2025 3.90%	683,675.78 686,803.64	98.01 3.92%	686,054.60 7,604.28	0.70% (749.04)	Aa1/AA+ AA+	3.17 2.94
912828YB0	UNITED STATES TREASURY 1.625 08/15/2029	150,000.00	09/24/2024 3.49%	137,542.97 141,611.57	92.98 3.92%	139,464.90 505.01	0.14% (2,146.67)	Aa1/AA+ AA+	3.29 3.14
91282CLK5	UNITED STATES TREASURY 3.625 08/31/2029	700,000.00	07/30/2025 3.90%	692,671.88 694,017.66	99.01 3.94%	693,081.90 4,275.14	0.71% (935.76)	Aa1/AA+ AA+	3.34 3.09
91282CFT3	UNITED STATES TREASURY 4.0 10/31/2029	700,000.00	07/30/2025 3.91%	702,488.28 702,049.27	100.15 3.95%	701,066.10 76.09	0.71% (983.17)	Aa1/AA+ AA+	3.50 3.23
91282CMA6	UNITED STATES TREASURY 4.125 11/30/2029	200,000.00	12/17/2024 4.25%	198,929.69 199,225.09	100.56 3.95%	201,125.00 3,445.05	0.21% 1,899.91	Aa1/AA+ AA+	3.59 3.25
91282CGB1	UNITED STATES TREASURY 3.875 12/31/2029	700,000.00	07/30/2025 3.91%	698,878.91 699,069.23	99.70 3.96%	697,894.40 9,066.64	0.71% (1,174.83)	Aa1/AA+ AA+	3.67 3.34
912828Z94	UNITED STATES TREASURY 1.5 02/15/2030	400,000.00	02/24/2026 3.52%	370,234.38 371,567.78	91.43 3.96%	365,703.20 1,243.09	0.37% (5,864.58)	Aa1/AA+ AA+	3.80 3.61

HOLDINGS REPORT



City of Gardena Cons | Account #10647 | As of April 30, 2026

Cusip	Security Description	Par Value/ Units	Purchase Date Purchase Yield	Cost Value Book Value	Mkt Price Mkt YTM	Market Value Accrued Int.	% of Port. Gain/Loss	Moody's/ S&P/ Fitch	Maturity Duration
91282CGQ8	UNITED STATES TREASURY 4.0 02/28/2030	380,000.00	06/25/2025 3.86%	382,315.63 381,896.70	100.11 3.97%	380,400.90 2,560.87	0.39% (1,495.80)	Aa1/AA+ AA+	3.83 3.50
91282CGQ8	UNITED STATES TREASURY 4.0 02/28/2030	700,000.00	07/30/2025 3.91%	702,460.94 702,057.89	100.11 3.97%	700,738.50 4,717.39	0.71% (1,319.39)	Aa1/AA+ AA+	3.83 3.50
91282CMU2	UNITED STATES TREASURY 4.0 03/31/2030	250,000.00	03/28/2025 4.02%	249,804.69 249,847.05	100.09 3.97%	250,234.50 846.99	0.26% 387.45	Aa1/AA+ AA+	3.92 3.58
91282CMZ1	UNITED STATES TREASURY 3.875 04/30/2030	400,000.00	05/22/2025 4.11%	395,906.25 396,685.04	99.62 3.98%	398,468.80 42.12	0.41% 1,783.76	Aa1/AA+ AA+	4.00 3.67
91282CMZ1	UNITED STATES TREASURY 3.875 04/30/2030	700,000.00	07/30/2025 3.93%	698,195.31 698,480.48	99.62 3.98%	697,320.40 73.71	0.71% (1,160.08)	Aa1/AA+ AA+	4.00 3.67
91282CHF1	UNITED STATES TREASURY 3.75 05/31/2030	700,000.00	07/30/2025 3.95%	693,847.66 694,802.75	99.12 3.98%	693,847.70 10,961.54	0.71% (955.05)	Aa1/AA+ AA+	4.08 3.69
91282CNK3	UNITED STATES TREASURY 3.875 06/30/2030	700,000.00	07/15/2025 4.05%	694,667.97 695,519.33	99.57 3.99%	696,992.10 9,066.64	0.71% 1,472.77	Aa1/AA+ AA+	4.17 3.76
91282CNN7	UNITED STATES TREASURY 3.875 07/31/2030	200,000.00	08/28/2025 3.71%	201,492.19 201,288.75	99.54 3.99%	199,086.00 1,926.80	0.20% (2,202.75)	Aa1/AA+ AA+	4.25 3.85
91282CNN7	UNITED STATES TREASURY 3.875 07/31/2030	700,000.00	07/30/2025 3.95%	697,675.78 698,024.54	99.54 3.99%	696,801.00 6,743.78	0.71% (1,223.54)	Aa1/AA+ AA+	4.25 3.85
91282CPA3	UNITED STATES TREASURY 3.625 09/30/2030	350,000.00	10/23/2025 3.58%	350,724.61 350,648.61	98.48 4.00%	344,695.40 1,074.62	0.35% (5,953.21)	Aa1/AA+ AA+	4.42 4.02
91282CPD7	UNITED STATES TREASURY 3.625 10/31/2030	550,000.00	11/17/2025 3.72%	547,636.72 547,851.09	98.45 4.01%	541,470.60 54.18	0.55% (6,380.49)	Aa1/AA+ AA+	4.50 4.10
91282CPN5	UNITED STATES TREASURY 3.5 11/30/2030	700,000.00	12/05/2025 3.71%	693,519.53 694,032.83	97.89 4.01%	685,234.20 10,230.77	0.70% (8,798.63)	Aa1/AA+ AA+	4.59 4.12
91282CPN5	UNITED STATES TREASURY 3.5 11/30/2030	250,000.00	12/22/2025 3.71%	247,607.42 247,778.60	97.89 4.01%	244,726.50 3,653.85	0.25% (3,052.10)	Aa1/AA+ AA+	4.59 4.12
91282CPR6	UNITED STATES TREASURY 3.625 12/31/2030	250,000.00	01/27/2026 3.81%	247,968.75 248,073.81	98.36 4.01%	245,908.25 3,029.18	0.25% (2,165.56)	Aa1/AA+ AA+	4.67 4.20
91282CPW5	UNITED STATES TREASURY 3.75 01/31/2031	350,000.00	02/25/2026 3.60%	352,269.53 352,188.84	98.86 4.02%	346,007.90 3,263.12	0.35% (6,180.94)	Aa1/AA+ AA+	4.76 4.27
91282CQD6	UNITED STATES TREASURY 3.5 02/28/2031	700,000.00	03/25/2026 3.97%	685,425.78 685,717.26	97.77 4.01%	684,359.20 4,127.72	0.70% (1,358.06)	Aa1/AA+ AA+	4.83 4.37
91282CQD6	UNITED STATES TREASURY 3.5 02/28/2031	700,000.00	03/05/2026 3.72%	692,972.66 693,188.89	97.77 4.01%	684,359.20 4,127.72	0.70% (8,829.69)	Aa1/AA+ AA+	4.83 4.37
91282CQG9	UNITED STATES TREASURY 3.875 03/31/2031	500,000.00	04/17/2026 3.84%	500,800.78 500,795.90	99.34 4.02%	496,679.50 1,641.05	0.51% (4,116.40)	Aa1/AA+ AA+	4.92 4.42

HOLDINGS REPORT



City of Gardena Cons | Account #10647 | As of April 30, 2026

Cusip	Security Description	Par Value/ Units	Purchase Date Purchase Yield	Cost Value Book Value	Mkt Price Mkt YTM	Market Value Accrued Int.	% of Port. Gain/Loss	Moody's/ S&P/ Fitch	Maturity Duration
	Total US Treasury	36,630,000.00	3.75%	36,388,627.40 36,471,732.68	99.32 3.89%	36,373,322.60 303,737.21	37.09% (98,410.09)		2.41 2.23
	Total Portfolio	91,830,683.43	4.01%	98,056,726.80 98,258,334.01	72.63 4.00%	98,059,544.99 585,958.16	100.00% (198,789.02)		1.80 1.55
	Total Market Value + Accrued					98,645,503.16			

TRANSACTION LEDGER



City of Gardena Cons | Account #10647 | As of April 30, 2026

Transaction Type	Settlement Date	CUSIP	Quantity	Security Description	Price	Acq/Disp Yield	Amount	Interest Pur/Sold	Total Amount	Gain/Loss
ACQUISITIONS										
Purchase	04/02/2026	31846V203	929.82	FIRST AMER:GVT OBLG Y	1.000	3.27%	(929.82)	0.00	(929.82)	0.00
Purchase	04/02/2026	31846V203	492.61	FIRST AMER:GVT OBLG Y	1.000	3.27%	(492.61)	0.00	(492.61)	0.00
Purchase	04/06/2026	31846V203	9,960.00	FIRST AMER:GVT OBLG Y	1.000	3.27%	(9,960.00)	0.00	(9,960.00)	0.00
Purchase	04/09/2026	31846V203	12,000.00	FIRST AMER:GVT OBLG Y	1.000	3.25%	(12,000.00)	0.00	(12,000.00)	0.00
Purchase	04/15/2026	90LAIF\$00	58,331.86	Local Agency Investment Fund State Pool	1.000	3.81%	(58,331.86)	0.00	(58,331.86)	0.00
Purchase	04/15/2026	31846V203	3,630.56	FIRST AMER:GVT OBLG Y	1.000	3.27%	(3,630.56)	0.00	(3,630.56)	0.00
Purchase	04/15/2026	31846V203	487,194.99	FIRST AMER:GVT OBLG Y	1.000	3.27%	(487,194.99)	0.00	(487,194.99)	0.00
Purchase	04/15/2026	31846V203	348.30	FIRST AMER:GVT OBLG Y	1.000	3.27%	(348.30)	0.00	(348.30)	0.00
Purchase	04/15/2026	31846V203	43,007.54	FIRST AMER:GVT OBLG Y	1.000	3.27%	(43,007.54)	0.00	(43,007.54)	0.00
Purchase	04/16/2026	31846V203	5,812.50	FIRST AMER:GVT OBLG Y	1.000	3.30%	(5,812.50)	0.00	(5,812.50)	0.00
Purchase	04/16/2026	31846V203	5,363.16	FIRST AMER:GVT OBLG Y	1.000	3.30%	(5,363.16)	0.00	(5,363.16)	0.00
Purchase	04/17/2026	91282CQJ3	425,000.00	UNITED STATES TREASURY 3.875 04/15/2029	100.250	3.79%	(426,062.50)	(89.99)	(426,152.49)	0.00
Purchase	04/20/2026	91282CQG9	500,000.00	UNITED STATES TREASURY 3.875 03/31/2031	100.160	3.84%	(500,800.78)	(1,058.74)	(501,859.52)	0.00
Purchase	04/20/2026	31846V203	1,549.95	FIRST AMER:GVT OBLG Y	1.000	3.27%	(1,549.95)	0.00	(1,549.95)	0.00
Purchase	04/20/2026	31846V203	6,212.23	FIRST AMER:GVT OBLG Y	1.000	3.27%	(6,212.23)	0.00	(6,212.23)	0.00

TRANSACTION LEDGER



City of Gardena Cons | Account #10647 | As of April 30, 2026

Transaction Type	Settlement Date	CUSIP	Quantity	Security Description	Price	Acq/Disp Yield	Amount	Interest Pur/Sold	Total Amount	Gain/Loss
Purchase	04/21/2026	31846V203	2,977.81	FIRST AMER:GVT OBLG Y	1.000	3.26%	(2,977.81)	0.00	(2,977.81)	0.00
Purchase	04/21/2026	31846V203	551.25	FIRST AMER:GVT OBLG Y	1.000	3.26%	(551.25)	0.00	(551.25)	0.00
Purchase	04/21/2026	31846V203	4,060.00	FIRST AMER:GVT OBLG Y	1.000	3.26%	(4,060.00)	0.00	(4,060.00)	0.00
Purchase	04/22/2026	05594YAD8	160,000.00	BMWLT 2026-1 A3 4.15 05/25/2029	99.989	4.85%	(159,982.32)	0.00	(159,982.32)	0.00
Purchase	04/22/2026	05594YAD8	160,000.00	BMWLT 2026-1 A3 4.15 05/25/2029	99.989	4.85%	(159,982.32)	0.00	(159,982.32)	0.00
Purchase	04/23/2026	31846V203	4,312.50	FIRST AMER:GVT OBLG Y	1.000	3.27%	(4,312.50)	0.00	(4,312.50)	0.00
Purchase	04/23/2026	31846V203	304,918.16	FIRST AMER:GVT OBLG Y	1.000	3.27%	(304,918.16)	0.00	(304,918.16)	0.00
Purchase	04/24/2026	31846V203	5,800.80	FIRST AMER:GVT OBLG Y	1.000	3.28%	(5,800.80)	0.00	(5,800.80)	0.00
Purchase	04/27/2026	92970QAK1	125,000.00	WFCIT 2026-1 A 4.08 04/15/2031	99.986	4.12%	(124,982.48)	0.00	(124,982.48)	0.00
Purchase	04/27/2026	92970QAK1	255,000.00	WFCIT 2026-1 A 4.08 04/15/2031	99.986	4.12%	(254,964.25)	0.00	(254,964.25)	0.00
Purchase	04/27/2026	31846V203	1,063.29	FIRST AMER:GVT OBLG Y	1.000	3.28%	(1,063.29)	0.00	(1,063.29)	0.00
Purchase	04/28/2026	31846V203	7,246.25	FIRST AMER:GVT OBLG Y	1.000	3.29%	(7,246.25)	0.00	(7,246.25)	0.00
Purchase	04/28/2026	31846V203	1,625.90	FIRST AMER:GVT OBLG Y	1.000	3.29%	(1,625.90)	0.00	(1,625.90)	0.00
Purchase	04/28/2026	31846V203	1,447.99	FIRST AMER:GVT OBLG Y	1.000	3.29%	(1,447.99)	0.00	(1,447.99)	0.00
Purchase	04/30/2026	09CATR\$05	2,399.49	CalTrust MTF	9.850	3.86%	(23,634.99)	0.00	(23,634.99)	0.00
Purchase	04/30/2026	90CAMP\$00	11,266.79	CAMP	1.000	3.78%	(11,266.79)	0.00	(11,266.79)	0.00
Purchase	04/30/2026	31846V203	8,787.50	FIRST AMER:GVT OBLG Y	1.000	3.27%	(8,787.50)	0.00	(8,787.50)	0.00

TRANSACTION LEDGER



City of Gardena Cons | Account #10647 | As of April 30, 2026

Transaction Type	Settlement Date	CUSIP	Quantity	Security Description	Price	Acq/Disp Yield	Amount	Interest Pur/Sold	Total Amount	Gain/Loss
Purchase	04/30/2026	31846V203	17,718.75	FIRST AMER:GVT OBLG Y	1.000	3.27%	(17,718.75)	0.00	(17,718.75)	0.00
Purchase	04/30/2026	31846V203	30,862.50	FIRST AMER:GVT OBLG Y	1.000	3.27%	(30,862.50)	0.00	(30,862.50)	0.00
Total Purchase			2,664,872.50				(2,687,882.65)	(1,148.73)	(2,689,031.38)	0.00
TOTAL ACQUISITIONS			2,664,872.50				(2,687,882.65)	(1,148.73)	(2,689,031.38)	0.00
DISPOSITIONS										
Maturity	04/15/2026	91282CGV7	(400,000.00)	UNITED STATES TREASURY 3.75 04/15/2026	100.000	4.21%	400,000.00	0.00	400,000.00	0.00
Total Maturity			(400,000.00)				400,000.00	0.00	400,000.00	0.00
Sale	04/17/2026	31846V203	(426,152.49)	FIRST AMER:GVT OBLG Y	1.000	3.29%	426,152.49	0.00	426,152.49	0.00
Sale	04/20/2026	91282CMP3	(250,000.00)	UNITED STATES TREASURY 4.125 02/28/2027	100.359	3.97%	250,898.44	(1,429.18)	252,327.62	574.26
Sale	04/20/2026	91282CMY4	(250,000.00)	UNITED STATES TREASURY 3.75 04/30/2027	100.059	3.93%	250,146.48	(4,428.52)	254,575.00	605.68
Sale	04/22/2026	31846V203	(159,982.32)	FIRST AMER:GVT OBLG Y	1.000	3.26%	159,982.32	0.00	159,982.32	0.00
Sale	04/22/2026	31846V203	(159,982.32)	FIRST AMER:GVT OBLG Y	1.000	3.26%	159,982.32	0.00	159,982.32	0.00
Sale	04/23/2026	91282CLQ2	(300,000.00)	UNITED STATES TREASURY 3.875 10/15/2027	100.117	3.88%	300,351.56	(254.10)	300,605.66	382.96
Sale	04/27/2026	31846V203	(117,807.67)	FIRST AMER:GVT OBLG Y	1.000	3.28%	117,807.67	0.00	117,807.67	0.00
Sale	04/27/2026	31846V203	(235,893.05)	FIRST AMER:GVT OBLG Y	1.000	3.28%	235,893.05	0.00	235,893.05	0.00
Total Sale			(1,899,817.85)				1,901,214.33	(6,111.80)	1,907,326.13	1,562.90

TRANSACTION LEDGER



City of Gardena Cons | Account #10647 | As of April 30, 2026

Transaction Type	Settlement Date	CUSIP	Quantity	Security Description	Price	Acq/Disp Yield	Amount	Interest Pur/Sold	Total Amount	Gain/Loss
TOTAL DISPOSITIONS			(2,299,817.85)				2,301,214.33	(6,111.80)	2,307,326.13	1,562.90
OTHER TRANSACTIONS										
Coupon	04/01/2026	3137FJZ93	0.00	FHMS K-084 A2 3.78 10/25/2028		5.40%	756.00	0.00	756.00	0.00
Coupon	04/01/2026	3137H4BY5	0.00	FHMS K-746 A2 2.031 09/25/2028		5.30%	533.14	0.00	533.14	0.00
Coupon	04/01/2026	3137FEBQ2	0.00	FHMS K-072 A2 3.444 12/25/2027		4.98%	1,435.00	0.00	1,435.00	0.00
Coupon	04/01/2026	3137FJEH8	0.00	FHMS K-081 A2 3.9 08/25/2028		4.86%	503.75	0.00	503.75	0.00
Coupon	04/01/2026	3137FJXV6	0.00	FHMS K-083 A2 4.05 09/25/2028		4.60%	1,002.38	0.00	1,002.38	0.00
Coupon	04/01/2026	3137BVZ82	0.00	FHMS K-063 A2 3.43 01/25/2027		4.48%	906.10	0.00	906.10	0.00
Coupon	04/01/2026	3137FHPJ6	0.00	FHMS K-080 A2 3.926 07/25/2028		4.45%	1,063.29	0.00	1,063.29	0.00
Coupon	04/01/2026	3137FETN0	0.00	FHMS K-073 A2 3.35 01/25/2028		4.34%	1,298.12	0.00	1,298.12	0.00
Coupon	04/01/2026	3137FRUT6	0.00	FHMS K-106 A2 2.069 01/25/2030		4.28%	603.46	0.00	603.46	0.00
Coupon	04/01/2026	3137FJKE8	0.00	FHMS K-082 A2 3.92 09/25/2028		4.14%	1,502.67	0.00	1,502.67	0.00
Coupon	04/01/2026	3137FLN91	0.00	FHMS K-091 A2 3.505 03/25/2029		4.13%	1,022.29	0.00	1,022.29	0.00
Coupon	04/01/2026	3137FK4M5	0.00	FHMS K-085 A2 4.06 10/25/2028		4.11%	1,184.17	0.00	1,184.17	0.00
Coupon	04/01/2026	3137FKUP9	0.00	FHMS K-087 A2 3.771 12/25/2028		4.11%	1,064.78	0.00	1,064.78	0.00
Coupon	04/01/2026	3137FEBQ2	0.00	FHMS K-072 A2 3.444 12/25/2027		4.01%	1,004.50	0.00	1,004.50	0.00

TRANSACTION LEDGER



City of Gardena Cons | Account #10647 | As of April 30, 2026

Transaction Type	Settlement Date	CUSIP	Quantity	Security Description	Price	Acq/Disp Yield	Amount	Interest Pur/Sold	Total Amount	Gain/Loss
Coupon	04/01/2026	3137FMTY8	0.00	FHMS K-094 A2 2.903 06/25/2029		3.87%	1,693.42	0.00	1,693.42	0.00
Coupon	04/01/2026	3137F2LJ3	0.00	FHMS K-066 A2 3.117 06/25/2027		3.85%	462.62	0.00	462.62	0.00
Coupon	04/01/2026	3137FTFK8	0.00	FHMS K-738 A2 1.545 01/25/2027		3.84%	450.63	0.00	450.63	0.00
Coupon	04/01/2026	3137FJKE8	0.00	FHMS K-082 A2 3.92 09/25/2028		3.81%	718.67	0.00	718.67	0.00
Coupon	04/05/2026	89115A2W1	0.00	TORONTO-DOMINION BANK 4.98 04/05/2027		5.21%	9,960.00	0.00	9,960.00	0.00
Coupon	04/09/2026	3130B3A29	0.00	FEDERAL HOME LOAN BANKS 4.0 10/09/2026		4.00%	12,000.00	0.00	12,000.00	0.00
Coupon	04/15/2026	47787CAC7	0.00	JDOT 2023-C A3 5.48 05/15/2028		5.55%	720.48	0.00	720.48	0.00
Coupon	04/15/2026	44934QAD3	0.00	HART 2024-B A3 4.84 03/15/2029		5.45%	363.00	0.00	363.00	0.00
Coupon	04/15/2026	02582JKD1	0.00	AMXCA 2023-3 A 5.23 09/15/2026		5.29%	1,481.83	0.00	1,481.83	0.00
Coupon	04/15/2026	161571HT4	0.00	CHAIT 2023-1 A 5.16 09/15/2028		5.23%	1,462.00	0.00	1,462.00	0.00
Coupon	04/15/2026	448979AD6	0.00	HART 2023-A A3 4.58 04/15/2027		5.14%	13.55	0.00	13.55	0.00
Coupon	04/15/2026	02582JJZ4	0.00	AMXCA 2023-1 A 4.87 05/15/2026		4.92%	507.29	0.00	507.29	0.00
Coupon	04/15/2026	58770XAD5	0.00	MBALT 2025-B A3 3.88 04/16/2029		4.57%	1,164.00	0.00	1,164.00	0.00
Coupon	04/15/2026	58770AAC7	0.00	MBART 2023-1 A3 4.51 11/15/2027		4.56%	59.98	0.00	59.98	0.00
Coupon	04/15/2026	89239TAD4	0.00	TAOT 2024-D A3 4.4 06/15/2029		4.51%	385.00	0.00	385.00	0.00
Coupon	04/15/2026	47787DAD3	0.00	JDOT 2026 A3 3.87 08/15/2030		4.49%	348.30	0.00	348.30	0.00
Coupon	04/15/2026	448976AD2	0.00	HART 2024-C A3 4.41 05/15/2029		4.46%	514.50	0.00	514.50	0.00

TRANSACTION LEDGER



City of Gardena Cons | Account #10647 | As of April 30, 2026

Transaction Type	Settlement Date	CUSIP	Quantity	Security Description	Price	Acq/Disp Yield	Amount	Interest Pur/Sold	Total Amount	Gain/Loss
Coupon	04/15/2026	448981AD2	0.00	HART 2026-A A3 3.79 02/18/2031		4.30%	726.42	0.00	726.42	0.00
Coupon	04/15/2026	89231GAD0	0.00	TAOT 2025-D A3 3.84 06/17/2030		4.27%	704.00	0.00	704.00	0.00
Coupon	04/15/2026	34532BAG6	0.00	FORDO 2025-B A3 3.91 04/15/2030		4.27%	553.92	0.00	553.92	0.00
Coupon	04/15/2026	58769GAD5	0.00	MBALT 2024-B A3 4.23 02/15/2028		4.24%	402.86	0.00	402.86	0.00
Coupon	04/15/2026	91282CGV7	0.00	UNITED STATES TREASURY 3.75 04/15/2026		4.21%	7,500.00	0.00	7,500.00	0.00
Coupon	04/15/2026	437921AD1	0.00	HAROT 252 A3 4.15 10/15/2029		4.15%	363.12	0.00	363.12	0.00
Coupon	04/15/2026	89240KAD0	0.00	TAOT 2026-A A3 3.86 09/15/2030		4.13%	466.42	0.00	466.42	0.00
Coupon	04/15/2026	58770YAD3	0.00	MBALT 2026-A A3 3.93 01/15/2030		3.97%	311.13	0.00	311.13	0.00
Coupon	04/15/2026	58770YAD3	0.00	MBALT 2026-A A3 3.93 01/15/2030		3.97%	327.50	0.00	327.50	0.00
Coupon	04/15/2026	532457DB1	0.00	ELI LILLY AND CO 4.0 10/15/2028		3.89%	6,527.78	0.00	6,527.78	0.00
Coupon	04/15/2026	532457DB1	0.00	ELI LILLY AND CO 4.0 10/15/2028		3.89%	6,527.78	0.00	6,527.78	0.00
Coupon	04/15/2026	91282CLQ2	0.00	UNITED STATES TREASURY 3.875 10/15/2027		3.88%	13,562.50	0.00	13,562.50	0.00
Coupon	04/15/2026	64110LAS5	0.00	NETFLIX INC 4.875 04/15/2028		3.88%	5,850.00	0.00	5,850.00	0.00
Coupon	04/15/2026	91282CJC6	0.00	UNITED STATES TREASURY 4.625 10/15/2026		3.84%	10,984.38	0.00	10,984.38	0.00
Coupon	04/15/2026	47800AAC4	0.00	JDOT 2022-B A3 3.74 02/16/2027		3.77%	0.25	0.00	0.25	0.00

TRANSACTION LEDGER



City of Gardena Cons | Account #10647 | As of April 30, 2026

Transaction Type	Settlement Date	CUSIP	Quantity	Security Description	Price	Acq/Disp Yield	Amount	Interest Pur/Sold	Total Amount	Gain/Loss
Coupon	04/15/2026	91282CMW8	0.00	UNITED STATES TREASURY 3.75 04/15/2028		3.66%	13,125.00	0.00	13,125.00	0.00
Coupon	04/15/2026	91282CLQ2	0.00	UNITED STATES TREASURY 3.875 10/15/2027		3.51%	13,562.50	0.00	13,562.50	0.00
Coupon	04/15/2026	47800BAC2	0.00	JDOT 2022-C A3 5.09 06/15/2027		3.29%	99.38	0.00	99.38	0.00
Coupon	04/16/2026	362583AD8	0.00	GMCAR 2023-2 A3 4.47 02/16/2028		4.51%	116.35	0.00	116.35	0.00
Coupon	04/16/2026	38014AAD3	0.00	GMCAR 2024-4 A3 4.4 08/16/2029		4.32%	348.33	0.00	348.33	0.00
Coupon	04/16/2026	459058LN1	0.00	INTERNATIONAL BANK FOR RECONSTRUCTION AND DEVELOPM 3.875 10/16/2029		3.93%	5,814.00	0.00	5,814.00	0.00
Coupon	04/20/2026	362962AD4	0.00	GMALT 2025-2 A3 4.58 05/22/2028		4.84%	591.58	0.00	591.58	0.00
Coupon	04/20/2026	92348KDY6	0.00	VZMT 2025-3 A1A 4.51 03/20/2030		4.51%	958.37	0.00	958.37	0.00
Coupon	04/20/2026	379965AD8	0.00	GMALT 2025-3 A3 4.17 08/21/2028		4.18%	538.63	0.00	538.63	0.00
Coupon	04/20/2026	36273VAD7	0.00	GMALT 2026-1 A3 3.88 01/22/2029		4.11%	630.50	0.00	630.50	0.00
Coupon	04/21/2026	43815JAC7	0.00	HAROT 2023-1 A3 5.04 04/21/2027		5.09%	28.43	0.00	28.43	0.00
Coupon	04/21/2026	06051GGA1	0.00	BANK OF AMERICA CORP 3.248 10/21/2027		4.01%	4,060.00	0.00	4,060.00	0.00
Coupon	04/21/2026	43815CAD0	0.00	HAROT 2026-1 A3 3.78 09/23/2030		3.03%	551.25	0.00	551.25	0.00
Coupon	04/23/2026	693475AW5	0.00	PNC FINANCIAL SERVICES GROUP INC 3.45 04/23/2029		4.34%	4,312.50	0.00	4,312.50	0.00

TRANSACTION LEDGER



City of Gardena Cons | Account #10647 | As of April 30, 2026

Transaction Type	Settlement Date	CUSIP	Quantity	Security Description	Price	Acq/Disp Yield	Amount	Interest Pur/Sold	Total Amount	Gain/Loss
Coupon	04/23/2026	693475AW5	0.00	PNC FINANCIAL SERVICES GROUP INC 3.45 04/23/2029		4.34%	4,312.50	0.00	4,312.50	0.00
Coupon	04/24/2026	857477DB6	0.00	STATE STREET CORP 4.834 04/24/2030		4.54%	5,800.80	0.00	5,800.80	0.00
Coupon	04/25/2026	096924AD7	0.00	BMWOT 2025-A A3 4.56 09/25/2029		4.56%	836.00	0.00	836.00	0.00
Coupon	04/25/2026	05594HAD5	0.00	BMWLT 2025-2 A3 3.97 09/25/2028		4.32%	595.50	0.00	595.50	0.00
Coupon	04/25/2026	05594HAD5	0.00	BMWLT 2025-2 A3 3.97 09/25/2028		4.32%	595.50	0.00	595.50	0.00
Coupon	04/26/2026	46647PDA1	0.00	JPMORGAN CHASE & CO 4.323 04/26/2028		4.10%	5,403.75	0.00	5,403.75	0.00
Coupon	04/26/2026	91159HHS2	0.00	US BANCORP 3.9 04/26/2028		3.88%	4,875.00	0.00	4,875.00	0.00
Coupon	04/28/2026	931142FN8	0.00	WALMART INC 4.35 04/28/2030		4.39%	6,742.50	0.00	6,742.50	0.00
Coupon	04/30/2026	91282CMZ1	0.00	UNITED STATES TREASURY 3.875 04/30/2030		4.11%	7,750.00	0.00	7,750.00	0.00
Coupon	04/30/2026	09247XAO4	0.00	BLACKROCK FINANCE INC 2.4 04/30/2030		4.04%	3,300.00	0.00	3,300.00	0.00
Coupon	04/30/2026	91282CMZ1	0.00	UNITED STATES TREASURY 3.875 04/30/2030		3.93%	13,562.50	0.00	13,562.50	0.00
Coupon	04/30/2026	91282CFT3	0.00	UNITED STATES TREASURY 4.0 10/31/2029		3.91%	14,000.00	0.00	14,000.00	0.00
Coupon	04/30/2026	91282CKP5	0.00	UNITED STATES TREASURY 4.625 04/30/2029		3.82%	8,787.50	0.00	8,787.50	0.00
Coupon	04/30/2026	91282CPD7	0.00	UNITED STATES TREASURY 3.625 10/31/2030		3.72%	9,968.75	0.00	9,968.75	0.00

TRANSACTION LEDGER



City of Gardena Cons | Account #10647 | As of April 30, 2026

Transaction Type	Settlement Date	CUSIP	Quantity	Security Description	Price	Acq/Disp Yield	Amount	Interest Pur/Sold	Total Amount	Gain/Loss
Total Coupon			0.00				232,260.10	0.00	232,260.10	0.00
Dividend	04/15/2026	90LAIF\$00	0.00	Local Agency Investment Fund State Pool		3.81%	1,155.85	0.00	1,155.85	0.00
Dividend	04/30/2026	09CATR\$05	0.00	CalTrust MTF		3.86%	23,634.99	0.00	23,634.99	0.00
Dividend	04/30/2026	90CAMP\$00	0.00	CAMP		3.78%	11,266.79	0.00	11,266.79	0.00
Dividend	04/30/2026	31846V203	0.00	FIRST AMER:GVT OBLG Y		3.27%	1,234.35	0.00	1,234.35	0.00
Total Dividend			0.00				37,291.98	0.00	37,291.98	0.00
Principal Paydown	04/01/2026	3137BVZ82	719.80	FHMS K-063 A2 3.43 01/25/2027		4.48%	719.80	--	719.80	0.01
Principal Paydown	04/01/2026	3137FKUP9	383.21	FHMS K-087 A2 3.771 12/25/2028		4.11%	383.21	--	383.21	0.01
Principal Paydown	04/01/2026	3137F2LJ3	273.19	FHMS K-066 A2 3.117 06/25/2027		3.85%	273.19	--	273.19	0.00
Principal Paydown	04/15/2026	47787CAC7	14,836.44	JDOT 2023-C A3 5.48 05/15/2028		5.55%	14,836.44	--	14,836.44	0.01
Principal Paydown	04/15/2026	44934QAD3	4,340.25	HART 2024-B A3 4.84 03/15/2029		5.45%	4,340.25	--	4,340.25	0.00
Principal Paydown	04/15/2026	448979AD6	3,549.87	HART 2023-A A3 4.58 04/15/2027		5.14%	3,549.87	--	3,549.87	0.02
Principal Paydown	04/15/2026	58770AAC7	3,588.72	MBART 2023-1 A3 4.51 11/15/2027		4.56%	3,588.72	--	3,588.72	0.00
Principal Paydown	04/15/2026	58769GAD5	11,200.94	MBALT 2024-B A3 4.23 02/15/2028		4.24%	11,200.94	--	11,200.94	0.00
Principal Paydown	04/15/2026	47800AAC4	80.44	JDOT 2022-B A3 3.74 02/16/2027		3.77%	80.44	--	80.44	0.01
Principal Paydown	04/15/2026	47800BAC2	7,969.86	JDOT 2022-C A3 5.09 06/15/2027		3.29%	7,969.86	--	7,969.86	0.00
Principal Paydown	04/16/2026	362583AD8	4,896.98	GMCAR 2023-2 A3 4.47 02/16/2028		4.51%	4,896.98	--	4,896.98	(0.00)
Principal Paydown	04/21/2026	43815JAC7	2,949.38	HAROT 2023-1 A3 5.04 04/21/2027		5.09%	2,949.38	--	2,949.38	0.00

TRANSACTION LEDGER



City of Gardena Cons | Account #10647 | As of April 30, 2026

Transaction Type	Settlement Date	CUSIP	Quantity	Security Description	Price	Acq/Disp Yield	Amount	Interest Pur/Sold	Total Amount	Gain/Loss
Total Principal Paydown			54,789.08				54,789.08	--	54,789.08	0.05
TOTAL OTHER TRANSACTIONS			54,789.08				324,341.16	0.00	324,341.16	0.05

INCOME EARNED



City of Gardena Cons | Account #10647 | As of April 30, 2026

Cusip	Security Description	Trade Date Settle Date Units	Book Value: Begin Book Value: Acq Book Value: Disp Book Value: End	Prior Accrued Inc. Received Ending Accrued Total Interest	Accr. Of Discount Amort. Of Premium Net Accret/Amort Income Earned	Total Income
31846V203		267,978.30	399,921.79 967,874.36 (1,099,817.85) 267,978.30	0.00 1,422.43 0.00 1,422.43	0.00 0.00 0.00 1,422.43	1,422.43
Total		267,978.30	399,921.79 967,874.36 (1,099,817.85) 267,978.30	0.00 1,422.43 0.00 1,422.43	0.00 0.00 0.00 1,422.43	1,422.43
CASH & EQUIVALENTS						
CCYUSD	Receivable	20,048.66	58,598.44 0.00 0.00 20,048.66	0.00 0.00 0.00 0.00	0.00 0.00 0.00 0.00	0.00
Total Cash & Equivalents		20,048.66	58,598.44 0.00 0.00 20,048.66	0.00 0.00 0.00 0.00	0.00 0.00 0.00 0.00	0.00
FIXED INCOME						
002824BRO	ABBOTT LABORATORIES 3.7 03/09/2029	03/17/2026 03/18/2026 275,000.00	272,396.72 0.00 0.00 272,469.50	621.81 0.00 1,469.72 847.92	72.79 0.00 72.79 920.70	920.70
00287YBF5	ABBVIE INC 4.25 11/14/2028	09/18/2025 09/19/2025 250,000.00	251,977.09 0.00 0.00 251,908.60	4,043.40 0.00 4,928.82 885.42	0.00 (68.49) (68.49) 816.93	816.93
009158BH8	AIR PRODUCTS AND CHEMICALS INC 4.6 02/08/2029	09/18/2025 09/19/2025 250,000.00	254,181.67 0.00 0.00 254,057.83	1,693.06 0.00 2,651.39 958.33	0.00 (123.84) (123.84) 834.49	834.49
009158BN5	AIR PRODUCTS AND CHEMICALS INC 4.3 06/11/2028	07/17/2025 07/18/2025 240,000.00	240,032.40 0.00 0.00 240,031.14	3,153.33 0.00 4,013.33 860.00	0.00 (1.26) (1.26) 858.74	858.74

INCOME EARNED



City of Gardena Cons | Account #10647 | As of April 30, 2026

Cusip	Security Description	Trade Date Settle Date Units	Book Value: Begin Book Value: Acq Book Value: Disp Book Value: End	Prior Accrued Inc. Received Ending Accrued Total Interest	Accr. Of Discount Amort. Of Premium Net Accret/Amort Income Earned	Total Income
023135CQ7	AMAZON.COM INC 4.65 12/01/2029	09/18/2025 09/19/2025 250,000.00	256,208.32 0.00 0.00 256,062.70	3,875.00 0.00 4,843.75 968.75	0.00 (145.62) (145.62) 823.13	823.13
025816EJ4	AMERICAN EXPRESS CO 4.351 07/20/2029	07/21/2025 07/25/2025 575,000.00	575,000.00 0.00 0.00 575,000.00	4,934.15 0.00 7,019.01 2,084.85	0.00 0.00 0.00 2,084.85	2,084.85
02582JJZ4	AMXCA 2023-1 A 4.87 05/15/2026	06/07/2023 06/14/2023 125,000.00	124,999.41 0.00 0.00 124,999.81	270.56 507.29 270.56 507.29	0.40 0.00 0.40 507.69	507.69
02582JKD1	AMXCA 2023-3 A 5.23 09/15/2026	09/12/2023 09/19/2023 340,000.00	339,997.67 0.00 0.00 339,998.09	790.31 1,481.83 790.31 1,481.83	0.42 0.00 0.42 1,482.25	1,482.25
05594HAD5	BMWLT 2025-2 A3 3.97 09/25/2028	10/08/2025 10/15/2025 360,000.00	359,999.16 0.00 0.00 359,999.19	238.20 1,191.00 238.20 1,191.00	0.03 0.00 0.03 1,191.03	1,191.03
05594YAD8	BMWLT 2026-1 A3 4.15 05/25/2029	04/14/2026 04/22/2026 320,000.00	0.00 319,964.64 0.00 319,964.92	0.00 0.00 332.00 332.00	0.28 0.00 0.28 332.28	332.28
06051GGA1	BANK OF AMERICA CORP 3.248 10/21/2027	08/26/2025 08/27/2025 250,000.00	247,178.09 0.00 0.00 247,327.13	3,608.89 4,060.00 225.56 676.67	149.04 0.00 149.04 825.71	825.71
06406RAF4	BANK OF NEW YORK MELLON CORP 3.4 01/29/2028	09/18/2025 09/19/2025 250,000.00	248,190.51 0.00 0.00 248,271.77	1,463.89 0.00 2,172.22 708.33	81.26 0.00 81.26 789.60	789.60
06406RCGO	BANK OF NEW YORK MELLON CORP 4.026 01/22/2030	01/14/2026 01/22/2026 245,000.00	245,056.22 0.00 0.00 245,054.58	1,890.54 0.00 2,712.52 821.98	0.00 (1.64) (1.64) 820.33	820.33

INCOME EARNED



City of Gardena Cons | Account #10647 | As of April 30, 2026

Cusip	Security Description	Trade Date Settle Date Units	Book Value: Begin Book Value: Acq Book Value: Disp Book Value: End	Prior Accrued Inc. Received Ending Accrued Total Interest	Accr. Of Discount Amort. Of Premium Net Accret/Amort Income Earned	Total Income
06428CAA2	BANK OF AMERICA NA 5.526 08/18/2026	09/19/2023 09/21/2023 300,000.00	299,905.37 0.00 0.00 299,925.79	1,980.15 0.00 3,361.65 1,381.50	20.42 0.00 20.42 1,401.92	1,401.92
09247XAQ4	BLACKROCK FINANCE INC 2.4 04/30/2030	09/18/2025 09/19/2025 275,000.00	258,378.85 0.00 0.00 258,713.50	2,768.33 3,300.00 18.33 550.00	334.65 0.00 334.65 884.65	884.65
096924AD7	BMWOT 2025-A A3 4.56 09/25/2029	02/04/2025 02/12/2025 220,000.00	219,983.64 0.00 0.00 219,984.02	167.20 836.00 167.20 836.00	0.39 0.00 0.39 836.39	836.39
12572QAL9	CME GROUP INC 4.4 03/15/2030	07/16/2025 07/17/2025 250,000.00	250,040.18 0.00 0.00 250,039.33	488.89 0.00 1,405.56 916.67	0.00 (0.85) (0.85) 915.82	915.82
14913UAL4	CATERPILLAR FINANCIAL SERVICES CORP 5.0 05/14/2027	05/21/2024 05/23/2024 405,000.00	405,279.36 0.00 0.00 405,258.82	7,706.25 0.00 9,393.75 1,687.50	0.00 (20.54) (20.54) 1,666.96	1,666.96
14913UBB5	CATERPILLAR FINANCIAL SERVICES CORP 4.1 08/15/2028	08/12/2025 08/15/2025 250,000.00	250,255.12 0.00 0.00 250,246.29	1,309.72 0.00 2,163.89 854.17	0.00 (8.83) (8.83) 845.34	845.34
161571HT4	CHAIT 2023-1 A 5.16 09/15/2028	09/07/2023 09/15/2023 340,000.00	339,953.67 0.00 0.00 339,955.22	779.73 1,462.00 779.73 1,462.00	1.55 0.00 1.55 1,463.55	1,463.55
171239ALO	CHUBB INA HOLDINGS LLC 4.65 08/15/2029	08/14/2025 08/15/2025 250,000.00	253,857.06 0.00 0.00 253,760.71	1,485.42 0.00 2,454.17 968.75	0.00 (96.35) (96.35) 872.40	872.40
17275RBQ4	CISCO SYSTEMS INC 4.8 02/26/2027	02/21/2024 02/26/2024 170,000.00	169,933.26 0.00 0.00 169,939.31	793.33 0.00 1,473.33 680.00	6.05 0.00 6.05 686.05	686.05

INCOME EARNED



City of Gardena Cons | Account #10647 | As of April 30, 2026

Cusip	Security Description	Trade Date Settle Date Units	Book Value: Begin Book Value: Acq Book Value: Disp Book Value: End	Prior Accrued Inc. Received Ending Accrued Total Interest	Accr. Of Discount Amort. Of Premium Net Accret/Amort Income Earned	Total Income
17275RBX9	CISCO SYSTEMS INC 4.75 02/24/2030	08/21/2025 08/22/2025 250,000.00	254,416.63 0.00 0.00 254,321.58	1,220.49 0.00 2,210.07 989.58	0.00 (95.05) (95.05) 894.53	894.53
17305EHA6	CCCIT 2025-A1 A1 4.3 06/21/2030	455,000.00	456,505.42 0.00 0.00 456,448.74	5,434.72 0.00 7,065.14 1,630.42	1.18 (57.87) (56.68) 1,573.73	1,573.73
24422EXZ7	JOHN DEERE CAPITAL CORP 4.65 01/07/2028	01/06/2025 01/09/2025 280,000.00	279,950.35 0.00 0.00 279,952.66	3,038.00 0.00 4,123.00 1,085.00	2.31 0.00 2.31 1,087.31	1,087.31
24422EYE3	JOHN DEERE CAPITAL CORP 4.55 06/05/2030	08/25/2025 08/26/2025 250,000.00	252,758.44 0.00 0.00 252,704.21	3,665.28 0.00 4,613.19 947.92	0.00 (54.23) (54.23) 893.69	893.69
26444HAH4	DUKE ENERGY FLORIDA LLC 2.5 12/01/2029	12/16/2024 12/17/2024 450,000.00	417,694.52 0.00 0.00 418,417.78	3,750.00 0.00 4,687.50 937.50	723.26 0.00 723.26 1,660.76	1,660.76
26444HAJ0	DUKE ENERGY FLORIDA LLC 1.75 06/15/2030	07/14/2025 07/15/2025 275,000.00	246,170.49 0.00 0.00 246,733.57	1,417.01 0.00 1,818.06 401.04	563.08 0.00 563.08 964.12	964.12
29379VCJ0	ENTERPRISE PRODUCTS OPERATING LLC 4.3 06/20/2028	09/12/2025 09/15/2025 250,000.00	251,804.45 0.00 0.00 251,735.05	3,015.97 0.00 3,911.81 895.83	0.00 (69.40) (69.40) 826.43	826.43
3130ATS57	FEDERAL HOME LOAN BANKS 4.5 03/10/2028	03/21/2023 03/22/2023 700,000.00	706,171.62 0.00 0.00 705,910.48	1,837.50 0.00 4,462.50 2,625.00	0.00 (261.14) (261.14) 2,363.86	2,363.86
3130B3A29	FEDERAL HOME LOAN BANKS 4.0 10/09/2026	10/21/2024 10/22/2024 600,000.00	599,998.40 0.00 0.00 599,998.65	11,466.67 12,000.00 1,466.67 2,000.00	0.25 0.00 0.25 2,000.25	2,000.25

INCOME EARNED



City of Gardena Cons | Account #10647 | As of April 30, 2026

Cusip	Security Description	Trade Date Settle Date Units	Book Value: Begin Book Value: Acq Book Value: Disp Book Value: End	Prior Accrued Inc. Received Ending Accrued Total Interest	Accr. Of Discount Amort. Of Premium Net Accret/Amort Income Earned	Total Income
3133EPN50	FEDERAL FARM CREDIT BANKS FUNDING CORP 4.25 12/15/2028	12/28/2023 12/29/2023 650,000.00	655,768.98 0.00 0.00 655,593.99	8,134.03 0.00 10,436.11 2,302.08	0.00 (174.99) (174.99) 2,127.09	2,127.09
3133ERFJ5	FEDERAL FARM CREDIT BANKS FUNDING CORP 4.5 05/20/2027	05/23/2024 05/24/2024 330,000.00	328,988.19 0.00 0.00 329,061.51	5,403.75 0.00 6,641.25 1,237.50	73.32 0.00 73.32 1,310.82	1,310.82
3133ERGL9	FEDERAL FARM CREDIT BANKS FUNDING CORP 4.5 06/07/2028	06/25/2024 06/26/2024 450,000.00	450,544.82 0.00 0.00 450,524.34	6,412.50 0.00 8,100.00 1,687.50	0.00 (20.48) (20.48) 1,667.02	1,667.02
3137BVZ82	FHMS K-063 A2 3.43 01/25/2027	02/06/2024 02/09/2024 316,283.09	314,612.41 0.00 (719.79) 314,158.23	906.10 906.10 904.04 904.04	265.62 0.00 265.62 1,169.66	1,169.66
3137F2LJ3	FHMS K-066 A2 3.117 06/25/2027	09/19/2025 09/24/2025 177,829.25	176,507.33 0.00 (273.19) 176,348.75	462.62 462.62 461.91 461.91	114.61 0.00 114.61 576.52	576.52
3137FEBQ2	FHMS K-072 A2 3.444 12/25/2027	850,000.00	834,904.68 0.00 0.00 835,648.30	2,439.50 2,439.50 2,439.50 2,439.50	743.61 0.00 743.61 3,183.11	3,183.11
3137FETNO	FHMS K-073 A2 3.35 01/25/2028	05/24/2023 05/30/2023 465,000.00	458,095.71 0.00 0.00 458,419.34	1,298.13 1,298.12 1,298.13 1,298.12	323.64 0.00 323.64 1,621.76	1,621.76
3137FHPJ6	FHMS K-080 A2 3.926 07/25/2028	01/23/2024 01/26/2024 325,000.00	321,349.49 0.00 0.00 321,482.72	1,063.29 1,063.29 1,063.29 1,063.29	133.23 0.00 133.23 1,196.52	1,196.52
3137FJEH8	FHMS K-081 A2 3.9 08/25/2028	09/15/2023 09/20/2023 155,000.00	151,849.48 0.00 0.00 151,960.28	503.75 503.75 503.75 503.75	110.80 0.00 110.80 614.55	614.55

INCOME EARNED



City of Gardena Cons | Account #10647 | As of April 30, 2026

Cusip	Security Description	Trade Date Settle Date Units	Book Value: Begin Book Value: Acq Book Value: Disp Book Value: End	Prior Accrued Inc. Received Ending Accrued Total Interest	Accr. Of Discount Amort. Of Premium Net Accret/Amort Income Earned	Total Income
3137FJKE8	FHMS K-082 A2 3.92 09/25/2028	680,000.00	677,484.05 0.00 0.00 677,569.43	2,221.33 2,221.34 2,221.33 2,221.34	97.40 (12.02) 85.38 2,306.72	2,306.72
3137FJXV6	FHMS K-083 A2 4.05 09/25/2028	12/07/2023 12/12/2023 297,000.00	293,301.97 0.00 0.00 293,427.47	1,002.38 1,002.38 1,002.38 1,002.38	125.50 0.00 125.50 1,127.88	1,127.88
3137FJZ93	FHMS K-084 A2 3.78 10/25/2028	10/20/2023 10/25/2023 240,000.00	231,797.19 0.00 0.00 232,066.43	756.00 756.00 756.00 756.00	269.24 0.00 269.24 1,025.24	1,025.24
3137FK4M5	FHMS K-085 A2 4.06 10/25/2028	07/23/2025 07/28/2025 350,000.00	349,106.65 0.00 0.00 349,135.97	1,184.17 1,184.17 1,184.17 1,184.17	29.32 0.00 29.32 1,213.49	1,213.49
3137FKUP9	FHMS K-087 A2 3.771 12/25/2028	07/23/2025 07/28/2025 338,450.29	335,654.82 0.00 (383.20) 335,372.91	1,064.78 1,064.78 1,063.58 1,063.58	101.29 0.00 101.29 1,164.87	1,164.87
3137FLN91	FHMS K-091 A2 3.505 03/25/2029	07/23/2025 07/28/2025 350,000.00	343,818.43 0.00 0.00 343,992.56	1,022.29 1,022.29 1,022.29 1,022.29	174.13 0.00 174.13 1,196.42	1,196.42
3137FMTY8	FHMS K-094 A2 2.903 06/25/2029	12/05/2025 12/10/2025 700,000.00	679,482.25 0.00 0.00 680,014.26	1,693.42 1,693.42 1,693.42 1,693.42	532.01 0.00 532.01 2,225.43	2,225.43
3137FRUT6	FHMS K-106 A2 2.069 01/25/2030	07/14/2025 07/17/2025 350,000.00	323,581.01 0.00 0.00 324,159.10	603.46 603.46 603.46 603.46	578.10 0.00 578.10 1,181.56	1,181.56
3137FTFK8	FHMS K-738 A2 1.545 01/25/2027	09/22/2025 09/25/2025 350,000.00	344,364.41 0.00 0.00 344,979.20	450.63 450.63 450.63 450.63	614.79 0.00 614.79 1,065.42	1,065.42

INCOME EARNED



City of Gardena Cons | Account #10647 | As of April 30, 2026

Cusip	Security Description	Trade Date Settle Date Units	Book Value: Begin Book Value: Acq Book Value: Disp Book Value: End	Prior Accrued Inc. Received Ending Accrued Total Interest	Accr. Of Discount Amort. Of Premium Net Accret/Amort Income Earned	Total Income
3137H4BY5	FHMS K-746 A2 2.031 09/25/2028	10/03/2023 10/06/2023 315,000.00	293,281.73 0.00 0.00 294,018.78	533.14 533.14 533.14 533.14	737.05 0.00 737.05 1,270.19	1,270.19
341081GT8	FLORIDA POWER & LIGHT CO 5.15 06/15/2029	09/19/2024 09/20/2024 330,000.00	340,202.82 0.00 0.00 339,927.06	5,004.08 0.00 6,420.33 1,416.25	0.00 (275.75) (275.75) 1,140.50	1,140.50
34532BAG6	FORDO 2025-B A3 3.91 04/15/2030	09/23/2025 09/26/2025 170,000.00	169,983.72 0.00 0.00 169,984.06	295.42 553.92 295.42 553.92	0.33 0.00 0.33 554.25	554.25
362583AD8	GMCAR 2023-2 A3 4.47 02/16/2028	04/04/2023 04/12/2023 26,336.66	31,233.32 0.00 (4,896.98) 26,336.40	58.17 116.35 49.05 107.23	0.06 0.00 0.06 107.29	107.29
36273VAD7	GMALT 2026-1 A3 3.88 01/22/2029	02/03/2026 02/12/2026 195,000.00	194,975.61 0.00 0.00 194,976.32	231.18 630.50 231.18 630.50	0.71 0.00 0.71 631.21	631.21
362962AD4	GMALT 2025-2 A3 4.58 05/22/2028	05/20/2025 05/29/2025 155,000.00	154,998.16 0.00 0.00 154,998.23	216.91 591.58 216.91 591.58	0.07 0.00 0.07 591.65	591.65
379965AD8	GMALT 2025-3 A3 4.17 08/21/2028	08/05/2025 08/13/2025 155,000.00	154,981.37 0.00 0.00 154,982.01	197.50 538.63 197.50 538.63	0.64 0.00 0.64 539.27	539.27
38014AAD3	GMCAR 2024-4 A3 4.4 08/16/2029	10/08/2024 10/16/2024 95,000.00	94,987.22 0.00 0.00 94,987.53	174.17 348.33 174.17 348.33	0.31 0.00 0.31 348.64	348.64
437076DC3	HOME DEPOT INC 4.75 06/25/2029	295,000.00	295,074.01 0.00 0.00 295,071.66	3,736.67 0.00 4,904.38 1,167.71	15.37 (17.71) (2.34) 1,165.36	1,165.36

INCOME EARNED



City of Gardena Cons | Account #10647 | As of April 30, 2026

Cusip	Security Description	Trade Date Settle Date Units	Book Value: Begin Book Value: Acq Book Value: Disp Book Value: End	Prior Accrued Inc. Received Ending Accrued Total Interest	Accr. Of Discount Amort. Of Premium Net Accret/Amort Income Earned	Total Income
437076DJ8	HOME DEPOT INC 3.95 09/15/2030	09/09/2025 09/15/2025 250,000.00	249,309.04 0.00 0.00 249,321.77	438.89 0.00 1,261.81 822.92	12.73 0.00 12.73 835.65	835.65
437921AD1	HAROT 252 A3 4.15 10/15/2029	04/29/2025 05/08/2025 105,000.00	104,990.64 0.00 0.00 104,990.86	193.67 363.12 193.67 363.12	0.22 0.00 0.22 363.34	363.34
43815CAD0	HAROT 2026-1 A3 3.78 09/23/2030	02/10/2026 02/18/2026 175,000.00	174,972.82 0.00 0.00 174,973.32	183.75 551.25 183.75 551.25	0.50 0.00 0.50 551.75	551.75
43815JAC7	HAROT 2023-1 A3 5.04 04/21/2027	02/16/2023 02/24/2023 3,819.14	6,768.20 0.00 (2,949.38) 3,818.98	9.48 28.43 5.35 24.30	0.15 0.00 0.15 24.45	24.45
448976AD2	HART 2024-C A3 4.41 05/15/2029	10/08/2024 10/16/2024 140,000.00	139,993.01 0.00 0.00 139,993.19	274.40 514.50 274.40 514.50	0.18 0.00 0.18 514.68	514.68
448979AD6	HART 2023-A A3 4.58 04/15/2027	04/04/2023 04/12/2023 0.00	3,549.76 0.00 (3,549.85) 0.00	7.23 13.55 0.00 6.32	0.09 0.00 0.09 6.41	6.41
448981AD2	HART 2026-A A3 3.79 02/18/2031	02/10/2026 02/18/2026 230,000.00	229,984.84 0.00 0.00 229,985.09	387.42 726.42 387.42 726.42	0.26 0.00 0.26 726.68	726.68
44934QAD3	HART 2024-B A3 4.84 03/15/2029	07/16/2024 07/24/2024 85,659.75	89,991.36 0.00 (4,340.25) 85,651.75	193.60 363.00 184.26 353.66	0.65 0.00 0.65 354.31	354.31
459058KQ5	INTERNATIONAL BANK FOR RECONSTRUCTION AND DEVELOPM 3.875 02/14/2030	10/09/2025 10/10/2025 350,000.00	351,525.05 0.00 0.00 351,492.71	1,770.66 0.00 2,900.87 1,130.21	0.00 (32.33) (32.33) 1,097.88	1,097.88

INCOME EARNED



City of Gardena Cons | Account #10647 | As of April 30, 2026

Cusip	Security Description	Trade Date Settle Date Units	Book Value: Begin Book Value: Acq Book Value: Disp Book Value: End	Prior Accrued Inc. Received Ending Accrued Total Interest	Accr. Of Discount Amort. Of Premium Net Accret/Amort Income Earned	Total Income
459058KT9	INTERNATIONAL BANK FOR RECONSTRUCTION AND DEVELOPM 3.5 07/12/2028	11/28/2023 11/30/2023 250,000.00	244,749.28 0.00 0.00 244,938.39	1,920.14 0.00 2,649.31 729.17	189.10 0.00 189.10 918.27	918.27
459058KW2	INTERNATIONAL BANK FOR RECONSTRUCTION AND DEVELOPM 4.625 08/01/2028	250,000.00	248,247.42 0.00 0.00 248,309.06	1,927.08 0.00 2,890.63 963.54	61.64 0.00 61.64 1,025.18	1,025.18
459058LK7	INTERNATIONAL BANK FOR RECONSTRUCTION AND DEVELOPM 4.0 08/27/2026	08/20/2024 08/27/2024 170,000.00	169,960.02 0.00 0.00 169,968.12	642.22 0.00 1,208.89 566.67	8.10 0.00 8.10 574.77	574.77
459058LN1	INTERNATIONAL BANK FOR RECONSTRUCTION AND DEVELOPM 3.875 10/16/2029	10/08/2024 10/16/2024 300,000.00	299,445.12 0.00 0.00 299,457.99	5,328.00 5,814.00 483.00 969.00	12.86 0.00 12.86 981.86	981.86
459058LR2	INTERNATIONAL BANK FOR RECONSTRUCTION AND DEVELOPM 4.125 03/20/2030	03/14/2025 03/20/2025 205,000.00	204,419.25 0.00 0.00 204,431.27	258.39 0.00 963.07 704.69	12.02 0.00 12.02 716.71	716.71
46647PDA1	JPMORGAN CHASE & CO 4.323 04/26/2028	09/22/2025 09/23/2025 250,000.00	250,561.47 0.00 0.00 250,518.28	4,653.23 5,403.75 150.10 900.63	0.00 (43.19) (43.19) 857.44	857.44
47787CAC7	JDOT 2023-C A3 5.48 05/15/2028	09/12/2023 09/19/2023 142,933.11	157,764.61 0.00 (14,836.44) 142,928.81	384.26 720.48 348.12 684.35	0.64 0.00 0.64 684.98	684.98
47787DAD3	JDOT 2026 A3 3.87 08/15/2030	03/10/2026 03/18/2026 120,000.00	119,978.92 0.00 0.00 119,979.32	167.70 348.30 206.40 387.00	0.40 0.00 0.40 387.40	387.40
47800AAC4	JDOT 2022-B A3 3.74 02/16/2027	07/12/2022 07/20/2022 0.00	80.43 0.00 (80.43) 0.00	0.13 0.25 0.00 0.12	0.00 0.00 0.00 0.12	0.12

INCOME EARNED



City of Gardena Cons | Account #10647 | As of April 30, 2026

Cusip	Security Description	Trade Date Settle Date Units	Book Value: Begin Book Value: Acq Book Value: Disp Book Value: End	Prior Accrued Inc. Received Ending Accrued Total Interest	Accr. Of Discount Amort. Of Premium Net Accret/Amort Income Earned	Total Income
47800BAC2	JDOT 2022-C A3 5.09 06/15/2027	10/12/2022	23,428.35	53.00	0.16	81.51
		10/19/2022	0.00	99.38	0.00	
		15,458.91	(7,969.86)	34.97	0.16	
		15,458.65	81.35	81.51		
532457DB1	ELI LILLY AND CO 4.0 10/15/2028	09/12/2025	501,257.69	12,277.78	0.00	1,624.65
		09/15/2025	0.00	13,055.56	(42.02)	
		500,000.00	0.00	888.89	(42.02)	
		501,215.68	1,666.67	1,624.65		
571748BY7	MARSH & MCLENNAN COMPANIES INC 4.55 11/08/2027	09/12/2025	252,259.06	4,518.40	0.00	825.81
		09/15/2025	0.00	0.00	(122.11)	
		250,000.00	0.00	5,466.32	(122.11)	
		252,136.95	947.92	825.81		
57636QAW4	MASTERCARD INC 4.875 03/09/2028	04/19/2023	293,417.59	863.96	0.00	1,027.13
		04/21/2023	0.00	0.00	(151.00)	
		290,000.00	0.00	2,042.08	(151.00)	
		293,266.60	1,178.13	1,027.13		
58769GAD5	MBALT 2024-B A3 4.23 02/15/2028	09/17/2024	114,275.59	214.86	1.46	383.27
		09/25/2024	0.00	402.86	0.00	
		103,085.30	(11,200.94)	193.80	1.46	
		103,076.12	381.80	383.27		
58770AAC7	MBART 2023-1 A3 4.51 11/15/2027	01/18/2023	15,957.36	31.99	0.17	52.95
		01/25/2023	0.00	59.98	0.00	
		12,369.27	(3,588.72)	24.79	0.17	
		12,368.81	52.79	52.95		
58770XAD5	MBALT 2025-B A3 3.88 04/16/2029	10/16/2025	359,948.40	620.80	1.39	1,165.39
		10/22/2025	0.00	1,164.00	0.00	
		360,000.00	0.00	620.80	1.39	
		359,949.79	1,164.00	1,165.39		
58770YAD3	MBALT 2026-A A3 3.93 01/15/2030	01/13/2026	194,963.19	340.60	0.80	639.43
		01/21/2026	0.00	638.63	0.00	
		195,000.00	0.00	340.60	0.80	
		194,963.99	638.63	639.43		
58933YBH7	MERCK & CO INC 4.05 05/17/2028	05/08/2023	89,969.00	1,356.75	1.20	304.95
		05/17/2023	0.00	0.00	0.00	
		90,000.00	0.00	1,660.50	1.20	
		89,970.19	303.75	304.95		

INCOME EARNED



City of Gardena Cons | Account #10647 | As of April 30, 2026

Cusip	Security Description	Trade Date Settle Date Units	Book Value: Begin Book Value: Acq Book Value: Disp Book Value: End	Prior Accrued Inc. Received Ending Accrued Total Interest	Accr. Of Discount Amort. Of Premium Net Accret/Amort Income Earned	Total Income
58933YBQ7	MERCK & CO INC 4.15 09/15/2030	09/12/2025 09/15/2025 250,000.00	251,185.52 0.00 0.00 251,163.25	461.11 0.00 1,325.69 864.58	0.00 (22.27) (22.27) 842.31	842.31
61776NVE0	MORGAN STANLEY PRIVATE BANK NA 4.466 07/06/2028	08/05/2025 08/06/2025 500,000.00	500,972.78 0.00 0.00 500,909.48	5,272.36 0.00 7,133.19 1,860.83	0.00 (63.30) (63.30) 1,797.53	1,797.53
63743HFJ6	NATIONAL RURAL UTILITIES COOPERATIVE FINANCE CORP 5.05 09/15/2028	07/14/2025 07/15/2025 240,000.00	243,404.61 0.00 0.00 243,286.80	538.67 0.00 1,548.67 1,010.00	0.00 (117.81) (117.81) 892.19	892.19
63743HFK3	NATIONAL RURAL UTILITIES COOPERATIVE FINANCE CORP 5.6 11/13/2026	11/14/2023 11/16/2023 390,000.00	390,673.14 0.00 0.00 390,569.58	8,372.00 0.00 10,192.00 1,820.00	0.00 (103.56) (103.56) 1,716.44	1,716.44
64110LAS5	NETFLIX INC 4.875 04/15/2028	09/22/2025 09/23/2025 240,000.00	244,614.38 0.00 0.00 244,428.56	5,395.00 5,850.00 520.00 975.00	0.00 (185.81) (185.81) 789.19	789.19
665859AV6	NORTHERN TRUST CORP 1.95 05/01/2030	12/22/2025 12/23/2025 275,000.00	253,005.64 0.00 0.00 253,448.18	2,234.38 0.00 2,681.25 446.88	442.54 0.00 442.54 889.42	889.42
665859AW4	NORTHERN TRUST CORP 4.0 05/10/2027	10/05/2022 10/07/2022 450,000.00	446,844.53 0.00 0.00 447,078.85	7,050.00 0.00 8,550.00 1,500.00	234.32 0.00 234.32 1,734.32	1,734.32
693475AW5	PNC FINANCIAL SERVICES GROUP INC 3.45 04/23/2029	07/16/2025 07/17/2025 500,000.00	487,511.88 0.00 0.00 487,846.98	7,570.83 8,625.00 383.33 1,437.50	335.10 0.00 335.10 1,772.60	1,772.60
69371RS80	PACCAR FINANCIAL CORP 4.6 01/31/2029	01/24/2024 01/31/2024 410,000.00	409,621.04 0.00 0.00 409,632.01	3,195.72 0.00 4,767.39 1,571.67	10.97 0.00 10.97 1,582.64	1,582.64

INCOME EARNED



City of Gardena Cons | Account #10647 | As of April 30, 2026

Cusip	Security Description	Trade Date Settle Date Units	Book Value: Begin Book Value: Acq Book Value: Disp Book Value: End	Prior Accrued Inc. Received Ending Accrued Total Interest	Accr. Of Discount Amort. Of Premium Net Accret/Amort Income Earned	Total Income
69371RT71	PACCAR FINANCIAL CORP 4.55 05/08/2030	09/18/2025 09/19/2025 250,000.00	254,831.76 0.00 0.00 254,734.99	4,518.40 0.00 5,466.32 947.92	0.00 (96.76) (96.76) 851.15	851.15
713448FX1	PEPSICO INC 4.5 07/17/2029	07/15/2024 07/17/2024 295,000.00	294,698.76 0.00 0.00 294,706.27	2,728.75 0.00 3,835.00 1,106.25	7.51 0.00 7.51 1,113.76	1,113.76
713448GH5	PEPSICO INC 4.3 07/23/2030	08/12/2025 08/13/2025 250,000.00	250,178.32 0.00 0.00 250,174.86	2,030.56 0.00 2,926.39 895.83	0.00 (3.46) (3.46) 892.37	892.37
743315AW3	PROGRESSIVE CORP 3.2 03/26/2030	550,000.00	533,787.45 0.00 0.00 534,121.73	244.44 0.00 1,711.11 1,466.67	334.28 0.00 334.28 1,800.95	1,800.95
74456QBU9	PUBLIC SERVICE ELECTRIC AND GAS CO 3.7 05/01/2028	09/06/2023 09/08/2023 300,000.00	292,287.31 0.00 0.00 292,591.36	4,625.00 0.00 5,550.00 925.00	304.05 0.00 304.05 1,229.05	1,229.05
74456QBY1	PUBLIC SERVICE ELECTRIC AND GAS CO 3.2 05/15/2029	07/14/2025 07/15/2025 250,000.00	241,494.79 0.00 0.00 241,718.61	3,022.22 0.00 3,688.89 666.67	223.82 0.00 223.82 890.49	890.49
74464AAC5	PUBLIC STORAGE OPERATING CO 4.375 07/01/2030	07/17/2025 07/18/2025 215,000.00	213,328.83 0.00 0.00 213,361.14	2,351.56 0.00 3,135.42 783.85	32.30 0.00 32.30 816.16	816.16
747525BU6	QUALCOMM INC 4.5 05/20/2030	09/18/2025 09/19/2025 250,000.00	254,323.30 0.00 0.00 254,235.66	4,093.75 0.00 5,031.25 937.50	0.00 (87.63) (87.63) 849.87	849.87
78016HZT0	ROYAL BANK OF CANADA 4.875 01/19/2027	01/10/2024 01/19/2024 150,000.00	149,989.97 0.00 0.00 149,991.00	1,462.50 0.00 2,071.88 609.38	1.03 0.00 1.03 610.40	610.40

INCOME EARNED



City of Gardena Cons | Account #10647 | As of April 30, 2026

Cusip	Security Description	Trade Date Settle Date Units	Book Value: Begin Book Value: Acq Book Value: Disp Book Value: End	Prior Accrued Inc. Received Ending Accrued Total Interest	Accr. Of Discount Amort. Of Premium Net Accret/Amort Income Earned	Total Income
808513AU9	CHARLES SCHWAB CORP 3.2 01/25/2028	09/18/2025 09/19/2025 250,000.00	246,819.30 0.00 0.00 246,963.01	1,466.67 0.00 2,133.33 666.67	143.71 0.00 143.71 810.37	810.37
857477CL5	STATE STREET CORP 4.993 03/18/2027	03/13/2024 03/18/2024 365,000.00	365,000.00 0.00 0.00 365,000.00	658.11 0.00 2,176.81 1,518.70	0.00 0.00 0.00 1,518.70	1,518.70
857477DB6	STATE STREET CORP 4.834 04/24/2030	07/14/2025 07/15/2025 240,000.00	242,538.55 0.00 0.00 242,486.14	5,059.59 5,800.80 225.59 966.80	0.00 (52.41) (52.41) 914.39	914.39
87612EBU9	TARGET CORP 4.35 06/15/2028	09/18/2025 09/19/2025 250,000.00	252,363.39 0.00 0.00 252,271.90	3,202.08 0.00 4,108.33 906.25	0.00 (91.49) (91.49) 814.76	814.76
89115A2V3	TORONTO-DOMINION BANK 5.264 12/11/2026	12/04/2023 12/11/2023 160,000.00	160,000.00 0.00 0.00 160,000.00	2,573.51 0.00 3,275.38 701.87	0.00 0.00 0.00 701.87	701.87
89115A2W1	TORONTO-DOMINION BANK 4.98 04/05/2027	04/08/2024 04/10/2024 400,000.00	399,136.07 0.00 0.00 399,206.30	9,738.67 9,960.00 1,438.67 1,660.00	70.24 0.00 70.24 1,730.24	1,730.24
89231GAD0	TAOT 2025-D A3 3.84 06/17/2030	10/15/2025 10/23/2025 220,000.00	219,977.08 0.00 0.00 219,977.53	375.47 704.00 375.47 704.00	0.45 0.00 0.45 704.45	704.45
89236TMF9	TOYOTA MOTOR CREDIT CORP 5.05 05/16/2029	06/25/2024 06/26/2024 400,000.00	401,835.83 0.00 0.00 401,787.56	7,575.00 0.00 9,258.33 1,683.33	0.00 (48.27) (48.27) 1,635.06	1,635.06
89236TNJ0	TOYOTA MOTOR CREDIT CORP 4.8 05/15/2030	07/15/2025 07/16/2025 240,000.00	241,910.43 0.00 0.00 241,872.35	4,352.00 0.00 5,312.00 960.00	0.00 (38.08) (38.08) 921.92	921.92

INCOME EARNED



City of Gardena Cons | Account #10647 | As of April 30, 2026

Cusip	Security Description	Trade Date Settle Date Units	Book Value: Begin Book Value: Acq Book Value: Disp Book Value: End	Prior Accrued Inc. Received Ending Accrued Total Interest	Accr. Of Discount Amort. Of Premium Net Accret/Amort Income Earned	Total Income
89239TAD4	TAOT 2024-D A3 4.4 06/15/2029	10/10/2024 10/17/2024 105,000.00	104,995.97 0.00 0.00 104,996.07	205.33 385.00 205.33 385.00	0.10 0.00 0.10 385.10	385.10
89240KAD0	TAOT 2026-A A3 3.86 09/15/2030	01/13/2026 01/21/2026 145,000.00	144,988.16 0.00 0.00 144,988.38	248.76 466.42 248.76 466.42	0.22 0.00 0.22 466.64	466.64
91159HHS2	US BANCORP 3.9 04/26/2028	09/12/2025 09/15/2025 250,000.00	250,080.46 0.00 0.00 250,077.13	4,197.92 4,875.00 135.42 812.50	0.00 (3.34) (3.34) 809.16	809.16
9128283F5	UNITED STATES TREASURY 2.25 11/15/2027	1,500,000.00	1,466,023.65 0.00 0.00 1,467,742.52	12,772.79 0.00 15,569.75 2,796.96	1,718.87 0.00 1,718.87 4,515.83	4,515.83
9128283W8	UNITED STATES TREASURY 2.75 02/15/2028	09/25/2025 09/26/2025 700,000.00	688,615.65 0.00 0.00 689,114.24	2,392.96 0.00 3,988.26 1,595.30	498.58 0.00 498.58 2,093.89	2,093.89
9128285M8	UNITED STATES TREASURY 3.125 11/15/2028	1,100,000.00	1,079,735.36 0.00 0.00 1,080,369.29	13,009.32 0.00 15,858.08 2,848.76	633.93 0.00 633.93 3,482.69	3,482.69
912828R36	UNITED STATES TREASURY 1.625 05/15/2026	10/14/2021 10/15/2021 250,000.00	250,188.00 0.00 0.00 250,059.82	1,537.47 0.00 1,874.14 336.67	0.00 (128.18) (128.18) 208.49	208.49
912828U24	UNITED STATES TREASURY 2.0 11/15/2026	03/29/2022 03/30/2022 625,000.00	622,965.68 0.00 0.00 623,233.35	4,730.66 0.00 5,766.57 1,035.91	267.67 0.00 267.67 1,303.59	1,303.59
912828V98	UNITED STATES TREASURY 2.25 02/15/2027	12/16/2025 12/17/2025 700,000.00	692,485.29 0.00 0.00 693,189.80	1,957.87 0.00 3,263.12 1,305.25	704.50 0.00 704.50 2,009.75	2,009.75

INCOME EARNED



City of Gardena Cons | Account #10647 | As of April 30, 2026

Cusip	Security Description	Trade Date Settle Date Units	Book Value: Begin Book Value: Acq Book Value: Disp Book Value: End	Prior Accrued Inc. Received Ending Accrued Total Interest	Accr. Of Discount Amort. Of Premium Net Accret/Amort Income Earned	Total Income
912828X88	UNITED STATES TREASURY 2.375 05/15/2027	06/09/2022 06/10/2022 350,000.00	347,424.67 0.00 0.00 347,613.57	3,145.89 0.00 3,834.77 688.88	188.90 0.00 188.90 877.78	877.78
912828YB0	UNITED STATES TREASURY 1.625 08/15/2029	09/24/2024 09/25/2024 150,000.00	141,402.21 0.00 0.00 141,611.57	303.00 0.00 505.01 202.00	209.36 0.00 209.36 411.36	411.36
912828YG9	UNITED STATES TREASURY 1.625 09/30/2026	12/28/2021 12/29/2021 300,000.00	300,555.32 0.00 0.00 300,463.78	13.32 0.00 412.91 399.59	0.00 (91.54) (91.54) 308.05	308.05
912828Z94	UNITED STATES TREASURY 1.5 02/15/2030	02/24/2026 02/25/2026 400,000.00	370,952.37 0.00 0.00 371,567.78	745.86 0.00 1,243.09 497.24	615.42 0.00 615.42 1,112.65	1,112.65
91282CEF4	UNITED STATES TREASURY 2.5 03/31/2027	750,000.00	747,195.96 0.00 0.00 747,427.06	51.23 0.00 1,588.11 1,536.89	231.10 0.00 231.10 1,767.99	1,767.99
91282CEV9	UNITED STATES TREASURY 3.25 06/30/2029	07/30/2025 07/31/2025 700,000.00	686,461.17 0.00 0.00 686,803.64	5,718.92 0.00 7,604.28 1,885.36	342.47 0.00 342.47 2,227.83	2,227.83
91282CFM8	UNITED STATES TREASURY 4.125 09/30/2027	10/26/2022 10/27/2022 570,000.00	569,519.33 0.00 0.00 569,545.69	64.24 0.00 1,991.50 1,927.25	26.36 0.00 26.36 1,953.62	1,953.62
91282CFT3	UNITED STATES TREASURY 4.0 10/31/2029	07/30/2025 07/31/2025 700,000.00	702,097.33 0.00 0.00 702,049.27	11,756.91 14,000.00 76.09 2,319.18	0.00 (48.07) (48.07) 2,271.11	2,271.11
91282CGB1	UNITED STATES TREASURY 3.875 12/31/2029	07/30/2025 07/31/2025 700,000.00	699,048.39 0.00 0.00 699,069.23	6,818.72 0.00 9,066.64 2,247.93	20.84 0.00 20.84 2,268.77	2,268.77

INCOME EARNED



City of Gardena Cons | Account #10647 | As of April 30, 2026

Cusip	Security Description	Trade Date Settle Date Units	Book Value: Begin Book Value: Acq Book Value: Disp Book Value: End	Prior Accrued Inc. Received Ending Accrued Total Interest	Accr. Of Discount Amort. Of Premium Net Accret/Amort Income Earned	Total Income
91282CGC9	UNITED STATES TREASURY 3.875 12/31/2027	05/25/2023 05/26/2023 500,000.00	499,197.69 0.00 0.00 499,235.35	4,870.51 0.00 6,476.17 1,605.66	37.67 0.00 37.67 1,643.33	1,643.33
91282CGH8	UNITED STATES TREASURY 3.5 01/31/2028	07/30/2025 07/31/2025 700,000.00	695,490.08 0.00 0.00 695,692.02	4,060.77 0.00 6,091.16 2,030.39	201.94 0.00 201.94 2,232.32	2,232.32
91282CGQ8	UNITED STATES TREASURY 4.0 02/28/2030	1,080,000.00	1,084,039.40 0.00 0.00 1,083,954.59	3,756.52 0.00 7,278.26 3,521.74	0.00 (84.80) (84.80) 3,436.94	3,436.94
91282CGT2	UNITED STATES TREASURY 3.625 03/31/2028	01/10/2025 01/13/2025 600,000.00	590,737.89 0.00 0.00 591,118.53	59.43 0.00 1,842.21 1,782.79	380.63 0.00 380.63 2,163.42	2,163.42
91282CGV7	UNITED STATES TREASURY 3.75 04/15/2026	02/24/2025 02/25/2025 0.00	399,931.31 0.00 (400,000.00) 0.00	6,923.08 7,500.00 0.00 576.92	68.69 0.00 68.69 645.61	645.61
91282CHB0	UNITED STATES TREASURY 3.625 05/15/2026	03/28/2025 03/31/2025 300,000.00	299,845.31 0.00 0.00 299,950.78	4,115.68 0.00 5,016.92 901.24	105.47 0.00 105.47 1,006.71	1,006.71
91282CHF1	UNITED STATES TREASURY 3.75 05/31/2030	07/30/2025 07/31/2025 700,000.00	694,698.18 0.00 0.00 694,802.75	8,798.08 0.00 10,961.54 2,163.46	104.57 0.00 104.57 2,268.03	2,268.03
91282CHH7	UNITED STATES TREASURY 4.125 06/15/2026	08/26/2024 08/27/2024 475,000.00	475,171.57 0.00 0.00 475,102.94	5,759.70 0.00 7,374.57 1,614.87	0.00 (68.63) (68.63) 1,546.24	1,546.24
91282CHM6	UNITED STATES TREASURY 4.5 07/15/2026	09/16/2025 09/17/2025 500,000.00	501,062.87 0.00 0.00 500,759.19	4,723.76 0.00 6,588.40 1,864.64	0.00 (303.68) (303.68) 1,560.97	1,560.97

INCOME EARNED



City of Gardena Cons | Account #10647 | As of April 30, 2026

Cusip	Security Description	Trade Date Settle Date Units	Book Value: Begin Book Value: Acq Book Value: Disp Book Value: End	Prior Accrued Inc. Received Ending Accrued Total Interest	Accr. Of Discount Amort. Of Premium Net Accret/Amort Income Earned	Total Income
91282CJC6	UNITED STATES TREASURY 4.625 10/15/2026	08/26/2024 08/27/2024 475,000.00	476,900.37 0.00 0.00 476,610.97	10,139.42 10,984.38 960.38 1,805.34	0.00 (289.40) (289.40) 1,515.94	1,515.94
91282CJP7	UNITED STATES TREASURY 4.375 12/15/2026	12/27/2023 12/28/2023 300,000.00	300,692.35 0.00 0.00 300,611.84	3,858.17 0.00 4,939.90 1,081.73	0.00 (80.51) (80.51) 1,001.23	1,001.23
91282CJW2	UNITED STATES TREASURY 4.0 01/31/2029	07/30/2025 07/31/2025 700,000.00	702,257.40 0.00 0.00 702,192.03	4,640.88 0.00 6,961.33 2,320.44	0.00 (65.37) (65.37) 2,255.07	2,255.07
91282CKG5	UNITED STATES TREASURY 4.125 03/31/2029	07/30/2025 07/31/2025 700,000.00	704,695.82 0.00 0.00 704,567.16	78.89 0.00 2,445.70 2,366.80	0.00 (128.65) (128.65) 2,238.15	2,238.15
91282CKP5	UNITED STATES TREASURY 4.625 04/30/2029	06/25/2025 06/26/2025 380,000.00	388,682.64 0.00 0.00 388,451.11	7,379.56 8,787.50 47.76 1,455.70	0.00 (231.54) (231.54) 1,224.16	1,224.16
91282CKZ3	UNITED STATES TREASURY 4.375 07/15/2027	11/18/2024 11/19/2024 1,000,000.00	1,001,005.21 0.00 0.00 1,000,941.05	9,185.08 0.00 12,810.77 3,625.69	0.00 (64.16) (64.16) 3,561.53	3,561.53
91282CLG4	UNITED STATES TREASURY 3.75 08/15/2027	1,400,000.00	1,402,264.15 0.00 0.00 1,402,128.57	6,526.24 0.00 10,877.07 4,350.83	0.00 (135.58) (135.58) 4,215.25	4,215.25
91282CLK5	UNITED STATES TREASURY 3.625 08/31/2029	07/30/2025 07/31/2025 700,000.00	693,870.31 0.00 0.00 694,017.66	2,206.52 0.00 4,275.14 2,068.61	147.35 0.00 147.35 2,215.96	2,215.96
91282CLL3	UNITED STATES TREASURY 3.375 09/15/2027	09/25/2025 09/26/2025 700,000.00	697,207.97 0.00 0.00 697,365.41	1,091.37 0.00 3,017.32 1,925.95	157.45 0.00 157.45 2,083.40	2,083.40

INCOME EARNED



City of Gardena Cons | Account #10647 | As of April 30, 2026

Cusip	Security Description	Trade Date Settle Date Units	Book Value: Begin Book Value: Acq Book Value: Disp Book Value: End	Prior Accrued Inc. Received Ending Accrued Total Interest	Accr. Of Discount Amort. Of Premium Net Accret/Amort Income Earned	Total Income
91282CLQ2	UNITED STATES TREASURY 3.875 10/15/2027	1,100,000.00	1,403,633.76 0.00 (299,968.60) 1,103,470.73	25,038.46 27,379.10 1,863.39 4,204.03	3.61 (198.04) (194.44) 4,009.59	4,009.59
91282CMA6	UNITED STATES TREASURY 4.125 11/30/2029	12/17/2024 12/18/2024 200,000.00	199,207.33 0.00 0.00 199,225.09	2,765.11 0.00 3,445.05 679.95	17.76 0.00 17.76 697.70	697.70
91282CMB4	UNITED STATES TREASURY 4.0 12/15/2027	09/25/2025 09/26/2025 700,000.00	704,016.93 0.00 0.00 703,823.50	8,230.77 0.00 10,538.46 2,307.69	0.00 (193.43) (193.43) 2,114.26	2,114.26
91282CMP3	UNITED STATES TREASURY 4.125 02/28/2027	07/30/2025 07/31/2025 0.00	250,343.79 0.00 (250,324.18) 0.00	896.74 1,429.18 0.00 532.44	0.00 (19.62) (19.62) 512.83	512.83
91282CMS7	UNITED STATES TREASURY 3.875 03/15/2028	09/25/2025 09/26/2025 700,000.00	702,990.27 0.00 0.00 702,864.63	1,253.06 0.00 3,464.33 2,211.28	0.00 (125.64) (125.64) 2,085.64	2,085.64
91282CMU2	UNITED STATES TREASURY 4.0 03/31/2030	03/28/2025 03/31/2025 250,000.00	249,843.84 0.00 0.00 249,847.05	27.32 0.00 846.99 819.67	3.21 0.00 3.21 822.88	822.88
91282CMW8	UNITED STATES TREASURY 3.75 04/15/2028	09/25/2025 09/26/2025 700,000.00	701,224.01 0.00 0.00 701,174.73	12,115.38 13,125.00 1,147.54 2,157.16	0.00 (49.29) (49.29) 2,107.87	2,107.87
91282CMY4	UNITED STATES TREASURY 3.75 04/30/2027	07/30/2025 07/31/2025 0.00	249,517.54 0.00 (249,540.80) 0.00	3,936.46 4,428.52 0.00 492.06	23.27 0.00 23.27 515.32	515.32
91282CMZ1	UNITED STATES TREASURY 3.875 04/30/2030	1,100,000.00	1,095,066.18 0.00 0.00 1,095,165.52	17,897.79 21,312.50 115.83 3,530.54	99.34 0.00 99.34 3,629.88	3,629.88

INCOME EARNED



City of Gardena Cons | Account #10647 | As of April 30, 2026

Cusip	Security Description	Trade Date Settle Date Units	Book Value: Begin Book Value: Acq Book Value: Disp Book Value: End	Prior Accrued Inc. Received Ending Accrued Total Interest	Accr. Of Discount Amort. Of Premium Net Accret/Amort Income Earned	Total Income
91282CND9	UNITED STATES TREASURY 3.75 05/15/2028	07/30/2025 07/31/2025 700,000.00	698,502.67 0.00 0.00 698,560.63	9,934.39 0.00 12,109.81 2,175.41	57.96 0.00 57.96 2,233.38	2,233.38
91282CNE7	UNITED STATES TREASURY 3.875 05/31/2027	09/25/2025 09/26/2025 700,000.00	701,386.17 0.00 0.00 701,288.33	9,091.35 0.00 11,326.92 2,235.58	0.00 (97.85) (97.85) 2,137.73	2,137.73
91282CNK3	UNITED STATES TREASURY 3.875 06/30/2030	07/15/2025 07/16/2025 700,000.00	695,430.95 0.00 0.00 695,519.33	6,818.72 0.00 9,066.64 2,247.93	88.38 0.00 88.38 2,336.30	2,336.30
91282CNL1	UNITED STATES TREASURY 3.75 06/30/2027	1,500,000.00	1,497,912.31 0.00 0.00 1,498,049.96	14,140.19 0.00 18,801.80 4,661.60	137.65 0.00 137.65 4,799.25	4,799.25
91282CNM9	UNITED STATES TREASURY 3.875 07/15/2028	07/30/2025 07/31/2025 700,000.00	700,232.83 0.00 0.00 700,224.47	5,694.75 0.00 7,942.68 2,247.93	0.00 (8.36) (8.36) 2,239.57	2,239.57
91282CNN7	UNITED STATES TREASURY 3.875 07/31/2030	900,000.00	899,300.01 0.00 0.00 899,313.29	5,780.39 0.00 8,670.58 2,890.19	38.19 (24.91) 13.27 2,903.47	2,903.47
91282CNP2	UNITED STATES TREASURY 3.875 07/31/2027	09/25/2025 09/26/2025 700,000.00	701,658.67 0.00 0.00 701,556.28	4,495.86 0.00 6,743.78 2,247.93	0.00 (102.39) (102.39) 2,145.54	2,145.54
91282CPA3	UNITED STATES TREASURY 3.625 09/30/2030	10/23/2025 10/24/2025 350,000.00	350,660.67 0.00 0.00 350,648.61	34.67 0.00 1,074.62 1,039.96	0.00 (12.06) (12.06) 1,027.90	1,027.90
91282CPD7	UNITED STATES TREASURY 3.625 10/31/2030	11/17/2025 11/18/2025 550,000.00	547,811.87 0.00 0.00 547,851.09	8,371.55 9,968.75 54.18 1,651.38	39.21 0.00 39.21 1,690.59	1,690.59

INCOME EARNED



City of Gardena Cons | Account #10647 | As of April 30, 2026

Cusip	Security Description	Trade Date Settle Date Units	Book Value: Begin Book Value: Acq Book Value: Disp Book Value: End	Prior Accrued Inc. Received Ending Accrued Total Interest	Accr. Of Discount Amort. Of Premium Net Accret/Amort Income Earned	Total Income
91282CPN5	UNITED STATES TREASURY 3.5 11/30/2030	950,000.00	941,664.69 0.00 0.00 941,811.44	11,144.23 0.00 13,884.62 2,740.38	146.75 0.00 146.75 2,887.13	2,887.13
91282CPR6	UNITED STATES TREASURY 3.625 12/31/2030	01/27/2026 01/28/2026 250,000.00	248,039.92 0.00 0.00 248,073.81	2,278.14 0.00 3,029.18 751.04	33.89 0.00 33.89 784.93	784.93
91282CPT2	UNITED STATES TREASURY 3.5 01/15/2029	01/16/2026 01/20/2026 500,000.00	497,900.08 0.00 0.00 497,961.84	3,674.03 0.00 5,124.31 1,450.28	61.76 0.00 61.76 1,512.04	1,512.04
91282CPW5	UNITED STATES TREASURY 3.75 01/31/2031	02/25/2026 02/26/2026 350,000.00	352,226.66 0.00 0.00 352,188.84	2,175.41 0.00 3,263.12 1,087.71	0.00 (37.83) (37.83) 1,049.88	1,049.88
91282CQD6	UNITED STATES TREASURY 3.5 02/28/2031	1,400,000.00	1,378,547.41 0.00 0.00 1,378,906.15	4,260.87 0.00 8,255.43 3,994.57	358.74 0.00 358.74 4,353.30	4,353.30
91282CQG9	UNITED STATES TREASURY 3.875 03/31/2031	04/17/2026 04/20/2026 500,000.00	0.00 500,800.78 0.00 500,795.90	0.00 (1,058.74) 1,641.05 582.31	0.00 (4.88) (4.88) 577.43	577.43
91282CQJ3	UNITED STATES TREASURY 3.875 04/15/2029	04/16/2026 04/17/2026 425,000.00	0.00 426,062.50 0.00 426,048.90	0.00 (89.99) 719.95 629.96	0.00 (13.60) (13.60) 616.36	616.36
91324PEU2	UNITEDHEALTH GROUP INC 4.25 01/15/2029	02/13/2025 02/14/2025 350,000.00	345,412.14 0.00 0.00 345,547.08	3,140.28 0.00 4,379.86 1,239.58	134.94 0.00 134.94 1,374.52	1,374.52
92348KDY6	VZMT 2025-3 A1A 4.51 03/20/2030	03/25/2025 03/31/2025 255,000.00	254,991.25 0.00 0.00 254,991.43	351.40 958.37 351.40 958.37	0.18 0.00 0.18 958.55	958.55

INCOME EARNED



City of Gardena Cons | Account #10647 | As of April 30, 2026

Cusip	Security Description	Trade Date Settle Date Units	Book Value: Begin Book Value: Acq Book Value: Disp Book Value: End	Prior Accrued Inc. Received Ending Accrued Total Interest	Accr. Of Discount Amort. Of Premium Net Accret/Amort Income Earned	Total Income
92826CAZ5	VISA INC 4.1 02/12/2031	02/03/2026 02/12/2026 235,000.00	234,693.38 0.00 0.00 234,698.55	1,311.43 0.00 2,114.35 802.92	5.17 0.00 5.17 808.09	808.09
92970QAK1	WFCIT 2026-1 A 4.08 04/15/2031	04/21/2026 04/27/2026 380,000.00	0.00 379,946.73 0.00 379,946.85	0.00 0.00 172.27 172.27	0.12 0.00 0.12 172.38	172.38
931142ER0	WALMART INC 1.05 09/17/2026	09/08/2021 09/17/2021 40,000.00	39,993.00 0.00 0.00 39,994.24	16.33 0.00 51.33 35.00	1.24 0.00 1.24 36.24	36.24
931142FN8	WALMART INC 4.35 04/28/2030	04/23/2025 04/28/2025 310,000.00	309,562.97 0.00 0.00 309,571.78	5,731.13 6,742.50 112.38 1,123.75	8.81 0.00 8.81 1,132.56	1,132.56
94988J6F9	WELLS FARGO BANK NA 5.254 12/11/2026	10/22/2025 10/23/2025 250,000.00	252,209.62 0.00 0.00 251,912.36	4,013.47 0.00 5,108.06 1,094.58	0.00 (297.26) (297.26) 797.32	797.32
95000U4D2	WELLS FARGO & CO 4.182 01/23/2030	01/16/2026 01/23/2026 250,000.00	249,821.23 0.00 0.00 249,825.08	1,974.83 0.00 2,846.08 871.25	3.85 0.00 3.85 875.10	875.10
			70,389,593.66	599,603.24	17,369.66	
			1,626,774.65	237,223.17	(5,716.16)	
			(1,254,622.60)	585,958.16	11,653.49	
Total Fixed Income		71,144,224.79	70,773,399.20	223,578.10	235,231.59	235,231.59
LAIF						
90LAIF\$00	Local Agency Investment Fund State Pool	6,010,813.81	5,952,481.95 58,331.86 0.00 6,010,813.81	0.00 58,331.86 0.00 58,331.86	0.00 0.00 0.00 58,331.86	58,331.86
			5,952,481.95	0.00	0.00	
			58,331.86	58,331.86	0.00	
			0.00	0.00	0.00	
Total LAIF		6,010,813.81	6,010,813.81	58,331.86	58,331.86	58,331.86

INCOME EARNED



City of Gardena Cons | Account #10647 | As of April 30, 2026

Cusip	Security Description	Trade Date Settle Date Units	Book Value: Begin Book Value: Acq Book Value: Disp Book Value: End	Prior Accrued Inc. Received Ending Accrued Total Interest	Accr. Of Discount Amort. Of Premium Net Accret/Amort Income Earned	Total Income
LOCAL GOV INVESTMENT POOL						
09CATR\$05	CalTrust MTF	753,104.68	7,527,945.85 23,634.99 0.00 7,551,580.84	0.00 23,634.99 0.00 23,634.99	0.00 0.00 0.00 23,634.99	23,634.99
90CAMP\$00	CAMP	3,634,513.20	3,623,246.41 11,266.79 0.00 3,634,513.20	0.00 11,266.79 0.00 11,266.79	0.00 0.00 0.00 11,266.79	11,266.79
90CAMP\$06	CAMP	10,000,000.00	10,000,000.00 0.00 0.00 10,000,000.00	0.00 0.00 0.00 0.00	0.00 0.00 0.00 0.00	0.00
Total Local Gov Investment Pool			21,151,192.26 34,901.78 0.00 21,186,094.04	0.00 34,901.78 0.00 34,901.78	0.00 0.00 0.00 34,901.78	34,901.78
			97,951,788.10 2,687,882.65 (2,354,440.45) 98,258,334.01	599,603.24 331,879.24 585,958.16 318,234.17	17,369.66 (5,716.16) 11,653.49 329,887.66	329,887.66
TOTAL PORTFOLIO			91,830,683.43	318,234.17	329,887.66	329,887.66

CASH FLOW REPORT



City of Gardena Cons | Account #10647 | As of April 30, 2026

Payment Date	Transaction Type	CUSIP	Quantity	Security Description	Principal Amount	Income	Total Amount
MAY 2026							
05/01/2026	Coupon	74456QBU9	0.00	PUBLIC SERVICE ELECTRIC AND GAS CO 3.7 05/01/2028		5,550.00	5,550.00
05/01/2026	Coupon	665859AV6	0.00	NORTHERN TRUST CORP 1.95 05/01/2030		2,681.25	2,681.25
05/01/2026	Dividend	31846V203	0.00	FIRST AMER:GVT OBLG Y	713.33		713.33
05/01/2026	Dividend	31846V203	0.00	FIRST AMER:GVT OBLG Y	521.02		521.02
05/08/2026	Coupon	571748BY7	250,000.00	MARSH & MCLENNAN COMPANIES INC 4.55 11/08/2027		5,687.50	5,687.50
05/08/2026	Coupon	69371RT71	250,000.00	PACCAR FINANCIAL CORP 4.55 05/08/2030		5,687.50	5,687.50
05/08/2026	Sell	89115A2V3	0.00	TORONTO-DOMINION BANK 5.264 12/11/2026	161,091.20		161,091.20
05/08/2026	Sell	89115A2W1	0.00	TORONTO-DOMINION BANK 4.98 04/05/2027	403,188.00		403,188.00
05/08/2026	Sell	91282CNL1	0.00	UNITED STATES TREASURY 3.75 06/30/2027	699,562.50		699,562.50
05/11/2026	Coupon	665859AW4	450,000.00	NORTHERN TRUST CORP 4.0 05/10/2027		9,000.00	9,000.00
05/13/2026	Coupon	63743HFK3	390,000.00	NATIONAL RURAL UTILITIES COOPERATIVE FINANCE CORP 5.6 11/13/2026		10,920.00	10,920.00
05/14/2026	Coupon	00287YBF5	250,000.00	ABBVIE INC 4.25 11/14/2028		5,312.50	5,312.50
05/14/2026	Coupon	14913UAL4	405,000.00	CATERPILLAR FINANCIAL SERVICES CORP 5.0 05/14/2027		10,125.00	10,125.00
05/15/2026	Coupon	02582JJZ4	125,000.00	AMXCA 2023-1 A 4.87 05/15/2026		507.29	507.29
05/15/2026	Final Maturity	02582JJZ4	125,000.00	AMXCA 2023-1 A 4.87 05/15/2026	125,000.00		125,000.00
05/15/2026	Coupon	02582JKD1	340,000.00	AMXCA 2023-3 A 5.23 09/15/2026		1,481.83	1,481.83
05/15/2026	Coupon	161571HT4	340,000.00	CHAIT 2023-1 A 5.16 09/15/2028		1,462.00	1,462.00
05/15/2026	Coupon	34532BAG6	170,000.00	FORDO 2025-B A3 3.91 04/15/2030		553.92	553.92
05/15/2026	Coupon	437921AD1	105,000.00	HAROT 252 A3 4.15 10/15/2029		363.13	363.13
05/15/2026	Coupon	448976AD2	140,000.00	HART 2024-C A3 4.41 05/15/2029		514.50	514.50
05/15/2026	Coupon	448981AD2	230,000.00	HART 2026-A A3 3.79 02/18/2031		726.42	726.42
05/15/2026	Coupon	44934QAD3	85,659.75	HART 2024-B A3 4.84 03/15/2029		345.49	345.49
05/15/2026	Principal Paydown	44934QAD3	85,659.75	HART 2024-B A3 4.84 03/15/2029	4,894.71		4,894.71
05/15/2026	Coupon	47787CAC7	142,933.11	JDOT 2023-C A3 5.48 05/15/2028		661.30	661.30
05/15/2026	Principal Paydown	47787CAC7	142,933.11	JDOT 2023-C A3 5.48 05/15/2028	17,151.48		17,151.48
05/15/2026	Coupon	47787DAD3	120,000.00	JDOT 2026 A3 3.87 08/15/2030		444.00	444.00
05/15/2026	Coupon	47800BAC2	15,458.91	JDOT 2022-C A3 5.09 06/15/2027		65.57	65.57

CASH FLOW REPORT



City of Gardena Cons | Account #10647 | As of April 30, 2026

Payment Date	Transaction Type	CUSIP	Quantity	Security Description	Principal Amount	Income	Total Amount
05/15/2026	Principal Paydown	47800BAC2	15,458.91	JDOT 2022-C A3 5.09 06/15/2027	7,023.52		7,023.52
05/15/2026	Coupon	58769GAD5	103,085.30	MBALT 2024-B A3 4.23 02/15/2028		363.38	363.38
05/15/2026	Principal Paydown	58769GAD5	103,085.30	MBALT 2024-B A3 4.23 02/15/2028	17,183.82		17,183.82
05/15/2026	Coupon	58770AAC7	12,369.27	MBART 2023-1 A3 4.51 11/15/2027		46.49	46.49
05/15/2026	Principal Paydown	58770AAC7	12,369.27	MBART 2023-1 A3 4.51 11/15/2027	2,623.54		2,623.54
05/15/2026	Coupon	58770XAD5	360,000.00	MBALT 2025-B A3 3.88 04/16/2029		1,164.00	1,164.00
05/15/2026	Coupon	58770YAD3	95,000.00	MBALT 2026-A A3 3.93 01/15/2030		311.13	311.13
05/15/2026	Coupon	58770YAD3	100,000.00	MBALT 2026-A A3 3.93 01/15/2030		327.50	327.50
05/15/2026	Coupon	74456QBY1	250,000.00	PUBLIC SERVICE ELECTRIC AND GAS CO 3.2 05/15/2029		4,000.00	4,000.00
05/15/2026	Coupon	89231GAD0	220,000.00	TAOT 2025-D A3 3.84 06/17/2030		704.00	704.00
05/15/2026	Coupon	89236TNJ0	240,000.00	TOYOTA MOTOR CREDIT CORP 4.8 05/15/2030		5,760.00	5,760.00
05/15/2026	Coupon	89239TAD4	105,000.00	TAOT 2024-D A3 4.4 06/15/2029		385.00	385.00
05/15/2026	Coupon	89240KAD0	145,000.00	TAOT 2026-A A3 3.86 09/15/2030		466.42	466.42
05/15/2026	Coupon	9128283F5	700,000.00	UNITED STATES TREASURY 2.25 11/15/2027		7,875.00	7,875.00
05/15/2026	Coupon	9128283F5	800,000.00	UNITED STATES TREASURY 2.25 11/15/2027		9,000.00	9,000.00
05/15/2026	Coupon	9128285M8	400,000.00	UNITED STATES TREASURY 3.125 11/15/2028		6,250.00	6,250.00
05/15/2026	Coupon	9128285M8	700,000.00	UNITED STATES TREASURY 3.125 11/15/2028		10,937.50	10,937.50
05/15/2026	Coupon	912828R36	250,000.00	UNITED STATES TREASURY 1.625 05/15/2026		2,031.25	2,031.25
05/15/2026	Final Maturity	912828R36	250,000.00	UNITED STATES TREASURY 1.625 05/15/2026	250,000.00		250,000.00
05/15/2026	Coupon	912828U24	625,000.00	UNITED STATES TREASURY 2.0 11/15/2026		6,250.00	6,250.00
05/15/2026	Coupon	912828X88	350,000.00	UNITED STATES TREASURY 2.375 05/15/2027		4,156.25	4,156.25
05/15/2026	Coupon	91282CHB0	300,000.00	UNITED STATES TREASURY 3.625 05/15/2026		5,437.50	5,437.50
05/15/2026	Final Maturity	91282CHB0	300,000.00	UNITED STATES TREASURY 3.625 05/15/2026	300,000.00		300,000.00
05/15/2026	Coupon	91282CND9	700,000.00	UNITED STATES TREASURY 3.75 05/15/2028		13,125.00	13,125.00
05/15/2026	Coupon	92970QAK1	125,000.00	WFCIT 2026-1 A 4.08 04/15/2031		255.00	255.00
05/15/2026	Coupon	92970QAK1	255,000.00	WFCIT 2026-1 A 4.08 04/15/2031		520.20	520.20
05/18/2026	Coupon	362583AD8	26,336.66	GMCAR 2023-2 A3 4.47 02/16/2028		107.77	107.77
05/18/2026	Principal Paydown	362583AD8	26,336.66	GMCAR 2023-2 A3 4.47 02/16/2028	4,079.39		4,079.39
05/18/2026	Coupon	38014AAD3	95,000.00	GMCAR 2024-4 A3 4.4 08/16/2029		348.33	348.33
05/18/2026	Coupon	58933YBH7	90,000.00	MERCK & CO INC 4.05 05/17/2028		1,822.50	1,822.50
05/18/2026	Coupon	89236TMF9	400,000.00	TOYOTA MOTOR CREDIT CORP 5.05 05/16/2029		10,100.00	10,100.00

CASH FLOW REPORT



City of Gardena Cons | Account #10647 | As of April 30, 2026

Payment Date	Transaction Type	CUSIP	Quantity	Security Description	Principal Amount	Income	Total Amount
05/20/2026	Coupon	3133ERFJ5	330,000.00	FEDERAL FARM CREDIT BANKS FUNDING CORP 4.5 05/20/2027		7,425.00	7,425.00
05/20/2026	Coupon	36273VAD7	195,000.00	GMALT 2026-1 A3 3.88 01/22/2029		630.50	630.50
05/20/2026	Coupon	362962AD4	155,000.00	GMALT 2025-2 A3 4.58 05/22/2028		591.58	591.58
05/20/2026	Coupon	379965AD8	155,000.00	GMALT 2025-3 A3 4.17 08/21/2028		538.63	538.63
05/20/2026	Coupon	747525BU6	250,000.00	QUALCOMM INC 4.5 05/20/2030		5,625.00	5,625.00
05/20/2026	Coupon	92348KDY6	255,000.00	VZMT 2025-3 A1A 4.51 03/20/2030		958.38	958.38
05/21/2026	Coupon	43815CAD0	175,000.00	HAROT 2026-1 A3 3.78 09/23/2030		551.25	551.25
05/21/2026	Coupon	43815JAC7	3,819.14	HAROT 2023-1 A3 5.04 04/21/2027		26.46	26.46
05/21/2026	Principal Paydown	43815JAC7	3,819.14	HAROT 2023-1 A3 5.04 04/21/2027	2,852.20		2,852.20
05/25/2026	Coupon	05594HAD5	180,000.00	BMWLT 2025-2 A3 3.97 09/25/2028		595.50	595.50
05/25/2026	Coupon	05594HAD5	180,000.00	BMWLT 2025-2 A3 3.97 09/25/2028		595.50	595.50
05/25/2026	Coupon	05594YAD8	160,000.00	BMWLT 2026-1 A3 4.15 05/25/2029		704.00	704.00
05/25/2026	Coupon	05594YAD8	160,000.00	BMWLT 2026-1 A3 4.15 05/25/2029		704.00	704.00
05/25/2026	Coupon	096924AD7	220,000.00	BMWOT 2025-A A3 4.56 09/25/2029		836.00	836.00
05/25/2026	Principal Paydown	3137BVZ82	316,283.09	FHMS K-063 A2 3.43 01/25/2027	763.94		763.94
05/25/2026	Principal Paydown	3137F2LJ3	177,829.25	FHMS K-066 A2 3.117 06/25/2027	292.91		292.91
05/25/2026	Principal Paydown	3137FKUP9	338,450.29	FHMS K-087 A2 3.771 12/25/2028	418.75		418.75
05/26/2026	Coupon	3137BVZ82	316,283.09	FHMS K-063 A2 3.43 01/25/2027		904.04	904.04
05/26/2026	Coupon	3137F2LJ3	177,829.25	FHMS K-066 A2 3.117 06/25/2027		461.91	461.91
05/26/2026	Coupon	3137FEBQ2	350,000.00	FHMS K-072 A2 3.444 12/25/2027		1,004.50	1,004.50
05/26/2026	Coupon	3137FEBQ2	500,000.00	FHMS K-072 A2 3.444 12/25/2027		1,435.00	1,435.00
05/26/2026	Coupon	3137FETN0	465,000.00	FHMS K-073 A2 3.35 01/25/2028		1,298.13	1,298.13
05/26/2026	Coupon	3137FHPJ6	325,000.00	FHMS K-080 A2 3.926 07/25/2028		1,063.29	1,063.29
05/26/2026	Coupon	3137FJEH8	155,000.00	FHMS K-081 A2 3.9 08/25/2028		503.75	503.75
05/26/2026	Coupon	3137FJKE8	220,000.00	FHMS K-082 A2 3.92 09/25/2028		718.67	718.67
05/26/2026	Coupon	3137FJKE8	460,000.00	FHMS K-082 A2 3.92 09/25/2028		1,502.67	1,502.67
05/26/2026	Coupon	3137FJXV6	297,000.00	FHMS K-083 A2 4.05 09/25/2028		1,002.38	1,002.38
05/26/2026	Coupon	3137FJZ93	240,000.00	FHMS K-084 A2 3.78 10/25/2028		756.00	756.00
05/26/2026	Coupon	3137FK4M5	350,000.00	FHMS K-085 A2 4.06 10/25/2028		1,184.17	1,184.17
05/26/2026	Coupon	3137FKUP9	338,450.29	FHMS K-087 A2 3.771 12/25/2028		1,063.58	1,063.58
05/26/2026	Coupon	3137FLN91	350,000.00	FHMS K-091 A2 3.505 03/25/2029		1,022.29	1,022.29

CASH FLOW REPORT



City of Gardena Cons | Account #10647 | As of April 30, 2026

Payment Date	Transaction Type	CUSIP	Quantity	Security Description	Principal Amount	Income	Total Amount
05/26/2026	Coupon	3137FMTY8	700,000.00	FHMS K-094 A2 2.903 06/25/2029		1,693.42	1,693.42
05/26/2026	Coupon	3137FRUT6	350,000.00	FHMS K-106 A2 2.069 01/25/2030		603.46	603.46
05/26/2026	Coupon	3137FTFK8	350,000.00	FHMS K-738 A2 1.545 01/25/2027		450.63	450.63
05/26/2026	Coupon	3137H4BY5	315,000.00	FHMS K-746 A2 2.031 09/25/2028		533.14	533.14
May 2026 Total					1,997,360.33	190,816.21	2,188,176.54
JUNE 2026							
06/01/2026	Coupon	023135CQ7	250,000.00	AMAZON.COM INC 4.65 12/01/2029		5,812.50	5,812.50
06/01/2026	Coupon	26444HAH4	450,000.00	DUKE ENERGY FLORIDA LLC 2.5 12/01/2029		5,625.00	5,625.00
06/01/2026	Coupon	91282CHF1	700,000.00	UNITED STATES TREASURY 3.75 05/31/2030		13,125.00	13,125.00
06/01/2026	Coupon	91282CMA6	200,000.00	UNITED STATES TREASURY 4.125 11/30/2029		4,125.00	4,125.00
06/01/2026	Coupon	91282CNE7	700,000.00	UNITED STATES TREASURY 3.875 05/31/2027		13,562.50	13,562.50
06/01/2026	Coupon	91282CPN5	250,000.00	UNITED STATES TREASURY 3.5 11/30/2030		4,375.00	4,375.00
06/01/2026	Coupon	91282CPN5	700,000.00	UNITED STATES TREASURY 3.5 11/30/2030		12,250.00	12,250.00
06/05/2026	Coupon	24422EYE3	250,000.00	JOHN DEERE CAPITAL CORP 4.55 06/05/2030		5,687.50	5,687.50
06/08/2026	Coupon	3133ERGL9	450,000.00	FEDERAL FARM CREDIT BANKS FUNDING CORP 4.5 06/07/2028		10,125.00	10,125.00
06/11/2026	Coupon	009158BN5	240,000.00	AIR PRODUCTS AND CHEMICALS INC 4.3 06/11/2028		5,160.00	5,160.00
06/11/2026	Coupon	94988J6F9	250,000.00	WELLS FARGO BANK NA 5.254 12/11/2026		6,567.50	6,567.50
06/15/2026	Coupon	02582JKD1	340,000.00	AMXCA 2023-3 A 5.23 09/15/2026		1,481.83	1,481.83
06/15/2026	Coupon	161571HT4	340,000.00	CHAIT 2023-1 A 5.16 09/15/2028		1,462.00	1,462.00
06/15/2026	Coupon	26444HAJ0	275,000.00	DUKE ENERGY FLORIDA LLC 1.75 06/15/2030		2,406.25	2,406.25
06/15/2026	Coupon	3133EPN50	650,000.00	FEDERAL FARM CREDIT BANKS FUNDING CORP 4.25 12/15/2028		13,812.50	13,812.50
06/15/2026	Coupon	341081GT8	330,000.00	FLORIDA POWER & LIGHT CO 5.15 06/15/2029		8,497.50	8,497.50
06/15/2026	Coupon	34532BAG6	170,000.00	FORDO 2025-B A3 3.91 04/15/2030		553.92	553.92
06/15/2026	Coupon	437921AD1	105,000.00	HAROT 252 A3 4.15 10/15/2029		363.13	363.13
06/15/2026	Coupon	43814YAD3	265,000.00	HAROT 2026-2 A3 4.3 11/15/2030		706.67	706.67
06/15/2026	Coupon	448976AD2	140,000.00	HART 2024-C A3 4.41 05/15/2029		514.50	514.50
06/15/2026	Coupon	448981AD2	230,000.00	HART 2026-A A3 3.79 02/18/2031		726.42	726.42
06/15/2026	Coupon	44934QAD3	85,659.75	HART 2024-B A3 4.84 03/15/2029		325.75	325.75
06/15/2026	Principal Paydown	44934QAD3	85,659.75	HART 2024-B A3 4.84 03/15/2029	4,778.49		4,778.49

CASH FLOW REPORT



City of Gardena Cons | Account #10647 | As of April 30, 2026

Payment Date	Transaction Type	CUSIP	Quantity	Security Description	Principal Amount	Income	Total Amount
06/15/2026	Coupon	47787CAC7	142,933.11	JDOT 2023-C A3 5.48 05/15/2028		582.97	582.97
06/15/2026	Principal Paydown	47787CAC7	142,933.11	JDOT 2023-C A3 5.48 05/15/2028	14,808.60		14,808.60
06/15/2026	Coupon	47787DAD3	120,000.00	JDOT 2026 A3 3.87 08/15/2030		444.00	444.00
06/15/2026	Coupon	47800BAC2	15,458.91	JDOT 2022-C A3 5.09 06/15/2027		35.78	35.78
06/15/2026	Principal Paydown	47800BAC2	15,458.91	JDOT 2022-C A3 5.09 06/15/2027	5,742.83		5,742.83
06/15/2026	Coupon	58769GAD5	103,085.30	MBALT 2024-B A3 4.23 02/15/2028		302.80	302.80
06/15/2026	Principal Paydown	58769GAD5	103,085.30	MBALT 2024-B A3 4.23 02/15/2028	15,722.15		15,722.15
06/15/2026	Coupon	58770AAC7	12,369.27	MBART 2023-1 A3 4.51 11/15/2027		36.63	36.63
06/15/2026	Principal Paydown	58770AAC7	12,369.27	MBART 2023-1 A3 4.51 11/15/2027	2,591.59		2,591.59
06/15/2026	Coupon	58770XAD5	360,000.00	MBALT 2025-B A3 3.88 04/16/2029		1,164.00	1,164.00
06/15/2026	Coupon	58770YAD3	95,000.00	MBALT 2026-A A3 3.93 01/15/2030		311.13	311.13
06/15/2026	Coupon	58770YAD3	100,000.00	MBALT 2026-A A3 3.93 01/15/2030		327.50	327.50
06/15/2026	Coupon	87612EBU9	250,000.00	TARGET CORP 4.35 06/15/2028		5,437.50	5,437.50
06/15/2026	Coupon	89231GAD0	220,000.00	TAOT 2025-D A3 3.84 06/17/2030		704.00	704.00
06/15/2026	Coupon	89239TAD4	105,000.00	TAOT 2024-D A3 4.4 06/15/2029		385.00	385.00
06/15/2026	Principal Paydown	89239TAD4	105,000.00	TAOT 2024-D A3 4.4 06/15/2029	2,751.03		2,751.03
06/15/2026	Coupon	89240KAD0	145,000.00	TAOT 2026-A A3 3.86 09/15/2030		466.42	466.42
06/15/2026	Coupon	91282CHH7	475,000.00	UNITED STATES TREASURY 4.125 06/15/2026		9,796.88	9,796.88
06/15/2026	Final Maturity	91282CHH7	475,000.00	UNITED STATES TREASURY 4.125 06/15/2026	475,000.00		475,000.00
06/15/2026	Coupon	91282CJP7	300,000.00	UNITED STATES TREASURY 4.375 12/15/2026		6,562.50	6,562.50
06/15/2026	Coupon	91282CMB4	700,000.00	UNITED STATES TREASURY 4.0 12/15/2027		14,000.00	14,000.00
06/15/2026	Coupon	92970QAK1	125,000.00	WFCIT 2026-1 A 4.08 04/15/2031		425.00	425.00
06/15/2026	Coupon	92970QAK1	255,000.00	WFCIT 2026-1 A 4.08 04/15/2031		867.00	867.00
06/16/2026	Coupon	362583AD8	26,336.66	GMCAR 2023-2 A3 4.47 02/16/2028		92.58	92.58
06/16/2026	Principal Paydown	362583AD8	26,336.66	GMCAR 2023-2 A3 4.47 02/16/2028	4,014.74		4,014.74
06/16/2026	Coupon	38014AAD3	95,000.00	GMCAR 2024-4 A3 4.4 08/16/2029		348.33	348.33
06/16/2026	Principal Paydown	38014AAD3	95,000.00	GMCAR 2024-4 A3 4.4 08/16/2029	4,512.94		4,512.94
06/22/2026	Coupon	17305EHA6	190,000.00	CCCIT 2025-A1 A1 4.3 06/21/2030		4,085.00	4,085.00
06/22/2026	Coupon	17305EHA6	265,000.00	CCCIT 2025-A1 A1 4.3 06/21/2030		5,697.50	5,697.50
06/22/2026	Coupon	29379VCJ0	250,000.00	ENTERPRISE PRODUCTS OPERATING LLC 4.3 06/20/2028		5,375.00	5,375.00
06/22/2026	Coupon	36273VAD7	195,000.00	GMALT 2026-1 A3 3.88 01/22/2029		630.50	630.50

CASH FLOW REPORT



City of Gardena Cons | Account #10647 | As of April 30, 2026

Payment Date	Transaction Type	CUSIP	Quantity	Security Description	Principal Amount	Income	Total Amount
06/22/2026	Coupon	36275AAD1	115,000.00	GMALT 2026-2 A3 4.35 03/20/2029		500.25	500.25
06/22/2026	Coupon	362962AD4	155,000.00	GMALT 2025-2 A3 4.58 05/22/2028		591.58	591.58
06/22/2026	Coupon	379965AD8	155,000.00	GMALT 2025-3 A3 4.17 08/21/2028		538.63	538.63
06/22/2026	Coupon	43815CAD0	175,000.00	HAROT 2026-1 A3 3.78 09/23/2030		551.25	551.25
06/22/2026	Coupon	43815JAC7	3,819.14	HAROT 2023-1 A3 5.04 04/21/2027		14.48	14.48
06/22/2026	Principal Paydown	43815JAC7	3,819.14	HAROT 2023-1 A3 5.04 04/21/2027	2,784.35		2,784.35
06/22/2026	Coupon	92348KDY6	255,000.00	VZMT 2025-3 A1A 4.51 03/20/2030		958.38	958.38
06/25/2026	Coupon	05594HAD5	180,000.00	BMWLT 2025-2 A3 3.97 09/25/2028		595.50	595.50
06/25/2026	Coupon	05594HAD5	180,000.00	BMWLT 2025-2 A3 3.97 09/25/2028		595.50	595.50
06/25/2026	Coupon	05594YAD8	160,000.00	BMWLT 2026-1 A3 4.15 05/25/2029		640.00	640.00
06/25/2026	Coupon	05594YAD8	160,000.00	BMWLT 2026-1 A3 4.15 05/25/2029		640.00	640.00
06/25/2026	Coupon	096924AD7	220,000.00	BMWOT 2025-A A3 4.56 09/25/2029		836.00	836.00
06/25/2026	Coupon	3137BVZ82	316,283.09	FHMS K-063 A2 3.43 01/25/2027		901.86	901.86
06/25/2026	Principal Paydown	3137BVZ82	316,283.09	FHMS K-063 A2 3.43 01/25/2027	720.51		720.51
06/25/2026	Coupon	3137F2LJ3	177,829.25	FHMS K-066 A2 3.117 06/25/2027		461.15	461.15
06/25/2026	Principal Paydown	3137F2LJ3	177,829.25	FHMS K-066 A2 3.117 06/25/2027	274.14		274.14
06/25/2026	Coupon	3137FEBQ2	350,000.00	FHMS K-072 A2 3.444 12/25/2027		1,004.50	1,004.50
06/25/2026	Coupon	3137FEBQ2	500,000.00	FHMS K-072 A2 3.444 12/25/2027		1,435.00	1,435.00
06/25/2026	Coupon	3137FETN0	465,000.00	FHMS K-073 A2 3.35 01/25/2028		1,298.13	1,298.13
06/25/2026	Coupon	3137FHPJ6	325,000.00	FHMS K-080 A2 3.926 07/25/2028		1,063.29	1,063.29
06/25/2026	Coupon	3137FJEH8	155,000.00	FHMS K-081 A2 3.9 08/25/2028		503.75	503.75
06/25/2026	Coupon	3137FJKE8	220,000.00	FHMS K-082 A2 3.92 09/25/2028		718.67	718.67
06/25/2026	Coupon	3137FJKE8	460,000.00	FHMS K-082 A2 3.92 09/25/2028		1,502.67	1,502.67
06/25/2026	Coupon	3137FJXV6	297,000.00	FHMS K-083 A2 4.05 09/25/2028		1,002.38	1,002.38
06/25/2026	Coupon	3137FJZ93	240,000.00	FHMS K-084 A2 3.78 10/25/2028		756.00	756.00
06/25/2026	Coupon	3137FK4M5	350,000.00	FHMS K-085 A2 4.06 10/25/2028		1,184.17	1,184.17
06/25/2026	Coupon	3137FKUP9	338,450.29	FHMS K-087 A2 3.771 12/25/2028		1,062.26	1,062.26
06/25/2026	Principal Paydown	3137FKUP9	338,450.29	FHMS K-087 A2 3.771 12/25/2028	385.97		385.97
06/25/2026	Coupon	3137FLN91	350,000.00	FHMS K-091 A2 3.505 03/25/2029		1,022.29	1,022.29
06/25/2026	Coupon	3137FMTY8	700,000.00	FHMS K-094 A2 2.903 06/25/2029		1,693.42	1,693.42
06/25/2026	Coupon	3137FRUT6	350,000.00	FHMS K-106 A2 2.069 01/25/2030		603.46	603.46
06/25/2026	Coupon	3137FTFK8	350,000.00	FHMS K-738 A2 1.545 01/25/2027		450.63	450.63

CASH FLOW REPORT



City of Gardena Cons | Account #10647 | As of April 30, 2026

Payment Date	Transaction Type	CUSIP	Quantity	Security Description	Principal Amount	Income	Total Amount
06/25/2026	Coupon	3137H4BY5	315,000.00	FHMS K-746 A2 2.031 09/25/2028		533.14	533.14
06/25/2026	Coupon	437076DC3	295,000.00	HOME DEPOT INC 4.75 06/25/2029		7,006.25	7,006.25
06/30/2026	Coupon	91282CEV9	700,000.00	UNITED STATES TREASURY 3.25 06/30/2029		11,375.00	11,375.00
06/30/2026	Coupon	91282CGB1	700,000.00	UNITED STATES TREASURY 3.875 12/31/2029		13,562.50	13,562.50
06/30/2026	Coupon	91282CGC9	500,000.00	UNITED STATES TREASURY 3.875 12/31/2027		9,687.50	9,687.50
06/30/2026	Coupon	91282CNK3	700,000.00	UNITED STATES TREASURY 3.875 06/30/2030		13,562.50	13,562.50
06/30/2026	Coupon	91282CNL1	800,000.00	UNITED STATES TREASURY 3.75 06/30/2027		15,000.00	15,000.00
06/30/2026	Coupon	91282CPR6	250,000.00	UNITED STATES TREASURY 3.625 12/31/2030		4,531.25	4,531.25
June 2026 Total					534,087.33	273,726.78	807,814.11
JULY 2026							
07/01/2026	Coupon	74464AAC5	215,000.00	PUBLIC STORAGE OPERATING CO 4.375 07/01/2030		4,703.13	4,703.13
07/06/2026	Coupon	61776NVE0	250,000.00	MORGAN STANLEY PRIVATE BANK NA 4.466 07/06/2028		5,582.50	5,582.50
07/06/2026	Coupon	61776NVE0	250,000.00	MORGAN STANLEY PRIVATE BANK NA 4.466 07/06/2028		5,582.50	5,582.50
07/07/2026	Coupon	24422EXZ7	280,000.00	JOHN DEERE CAPITAL CORP 4.65 01/07/2028		6,510.00	6,510.00
07/13/2026	Coupon	459058KT9	250,000.00	INTERNATIONAL BANK FOR RECONSTRUCTION AND DEVELOPM 3.5 07/12/2028		4,375.00	4,375.00
07/15/2026	Coupon	02582JKD1	340,000.00	AMXCA 2023-3 A 5.23 09/15/2026		1,481.83	1,481.83
07/15/2026	Coupon	161571HT4	340,000.00	CHAIT 2023-1 A 5.16 09/15/2028		1,462.00	1,462.00
07/15/2026	Coupon	34532BAG6	170,000.00	FORDO 2025-B A3 3.91 04/15/2030		553.92	553.92
07/15/2026	Coupon	437921AD1	105,000.00	HAROT 252 A3 4.15 10/15/2029		363.13	363.13
07/15/2026	Coupon	43814YAD3	265,000.00	HAROT 2026-2 A3 4.3 11/15/2030		662.50	662.50
07/15/2026	Coupon	448976AD2	140,000.00	HART 2024-C A3 4.41 05/15/2029		514.50	514.50
07/15/2026	Coupon	448981AD2	230,000.00	HART 2026-A A3 3.79 02/18/2031		726.42	726.42
07/15/2026	Coupon	44934QAD3	85,659.75	HART 2024-B A3 4.84 03/15/2029		306.48	306.48
07/15/2026	Principal Paydown	44934QAD3	85,659.75	HART 2024-B A3 4.84 03/15/2029	4,686.13		4,686.13
07/15/2026	Coupon	47787CAC7	142,933.11	JDOT 2023-C A3 5.48 05/15/2028		515.35	515.35
07/15/2026	Principal Paydown	47787CAC7	142,933.11	JDOT 2023-C A3 5.48 05/15/2028	15,621.71		15,621.71
07/15/2026	Coupon	47787DAD3	120,000.00	JDOT 2026 A3 3.87 08/15/2030		444.00	444.00
07/15/2026	Coupon	47800BAC2	15,458.91	JDOT 2022-C A3 5.09 06/15/2027		11.42	11.42

CASH FLOW REPORT



City of Gardena Cons | Account #10647 | As of April 30, 2026

Payment Date	Transaction Type	CUSIP	Quantity	Security Description	Principal Amount	Income	Total Amount
07/15/2026	Effective Maturity	47800BAC2	15,458.91	JDOT 2022-C A3 5.09 06/15/2027	2,692.56		2,692.56
07/15/2026	Coupon	58769GAD5	103,085.30	MBALT 2024-B A3 4.23 02/15/2028		247.38	247.38
07/15/2026	Principal Paydown	58769GAD5	103,085.30	MBALT 2024-B A3 4.23 02/15/2028	14,091.89		14,091.89
07/15/2026	Coupon	58770AAC7	12,369.27	MBART 2023-1 A3 4.51 11/15/2027		26.89	26.89
07/15/2026	Principal Paydown	58770AAC7	12,369.27	MBART 2023-1 A3 4.51 11/15/2027	2,538.91		2,538.91
07/15/2026	Coupon	58770XAD5	360,000.00	MBALT 2025-B A3 3.88 04/16/2029		1,164.00	1,164.00
07/15/2026	Coupon	58770YAD3	95,000.00	MBALT 2026-A A3 3.93 01/15/2030		311.13	311.13
07/15/2026	Coupon	58770YAD3	100,000.00	MBALT 2026-A A3 3.93 01/15/2030		327.50	327.50
07/15/2026	Coupon	89231GAD0	220,000.00	TAOT 2025-D A3 3.84 06/17/2030		704.00	704.00
07/15/2026	Coupon	89239TAD4	105,000.00	TAOT 2024-D A3 4.4 06/15/2029		374.91	374.91
07/15/2026	Principal Paydown	89239TAD4	105,000.00	TAOT 2024-D A3 4.4 06/15/2029	6,087.02		6,087.02
07/15/2026	Coupon	89240KAD0	145,000.00	TAOT 2026-A A3 3.86 09/15/2030		466.42	466.42
07/15/2026	Dividend	90LAIF\$00	6,010,813.81	Local Agency Investment Fund State Pool	18,814.31		18,814.31
07/15/2026	Coupon	91282CHM6	500,000.00	UNITED STATES TREASURY 4.5 07/15/2026		11,250.00	11,250.00
07/15/2026	Final Maturity	91282CHM6	500,000.00	UNITED STATES TREASURY 4.5 07/15/2026	500,000.00		500,000.00
07/15/2026	Coupon	91282CKZ3	1,000,000.00	UNITED STATES TREASURY 4.375 07/15/2027		21,875.00	21,875.00
07/15/2026	Coupon	91282CNM9	700,000.00	UNITED STATES TREASURY 3.875 07/15/2028		13,562.50	13,562.50
07/15/2026	Coupon	91282CPT2	500,000.00	UNITED STATES TREASURY 3.5 01/15/2029		8,750.00	8,750.00
07/15/2026	Coupon	91324PEU2	350,000.00	UNITEDHEALTH GROUP INC 4.25 01/15/2029		7,437.50	7,437.50
07/15/2026	Coupon	92970QAK1	125,000.00	WFCIT 2026-1 A 4.08 04/15/2031		425.00	425.00
07/15/2026	Coupon	92970QAK1	255,000.00	WFCIT 2026-1 A 4.08 04/15/2031		867.00	867.00
07/16/2026	Coupon	362583AD8	26,336.66	GMCAR 2023-2 A3 4.47 02/16/2028		77.62	77.62
07/16/2026	Principal Paydown	362583AD8	26,336.66	GMCAR 2023-2 A3 4.47 02/16/2028	3,927.83		3,927.83
07/16/2026	Coupon	38014AAD3	95,000.00	GMCAR 2024-4 A3 4.4 08/16/2029		331.79	331.79
07/16/2026	Principal Paydown	38014AAD3	95,000.00	GMCAR 2024-4 A3 4.4 08/16/2029	4,720.82		4,720.82
07/17/2026	Coupon	713448FX1	295,000.00	PEPSICO INC 4.5 07/17/2029		6,637.50	6,637.50
07/20/2026	Coupon	025816EJ4	285,000.00	AMERICAN EXPRESS CO 4.351 07/20/2029		6,200.18	6,200.18
07/20/2026	Coupon	025816EJ4	290,000.00	AMERICAN EXPRESS CO 4.351 07/20/2029		6,308.95	6,308.95
07/20/2026	Coupon	06428CAA2	300,000.00	BANK OF AMERICA NA 5.526 08/18/2026		6,907.50	6,907.50
07/20/2026	Effective Maturity	06428CAA2	300,000.00	BANK OF AMERICA NA 5.526 08/18/2026	300,000.00		300,000.00
07/20/2026	Coupon	36273VAD7	195,000.00	GMALT 2026-1 A3 3.88 01/22/2029		630.50	630.50
07/20/2026	Coupon	36275AAD1	115,000.00	GMALT 2026-2 A3 4.35 03/20/2029		416.88	416.88

CASH FLOW REPORT



City of Gardena Cons | Account #10647 | As of April 30, 2026

Payment Date	Transaction Type	CUSIP	Quantity	Security Description	Principal Amount	Income	Total Amount
07/20/2026	Coupon	362962AD4	155,000.00	GMALT 2025-2 A3 4.58 05/22/2028		591.58	591.58
07/20/2026	Coupon	379965AD8	155,000.00	GMALT 2025-3 A3 4.17 08/21/2028		538.63	538.63
07/20/2026	Coupon	78016HZT0	150,000.00	ROYAL BANK OF CANADA 4.875 01/19/2027		3,656.25	3,656.25
07/20/2026	Coupon	92348KDY6	255,000.00	VZMT 2025-3 A1A 4.51 03/20/2030		958.38	958.38
07/21/2026	Coupon	43815CAD0	175,000.00	HAROT 2026-1 A3 3.78 09/23/2030		551.25	551.25
07/21/2026	Coupon	43815JAC7	3,819.14	HAROT 2023-1 A3 5.04 04/21/2027		2.79	2.79
07/21/2026	Effective Maturity	43815JAC7	3,819.14	HAROT 2023-1 A3 5.04 04/21/2027	664.04		664.04
07/22/2026	Coupon	06406RCG0	245,000.00	BANK OF NEW YORK MELLON CORP 4.026 01/22/2030		4,931.85	4,931.85
07/23/2026	Coupon	713448GH5	250,000.00	PEPSICO INC 4.3 07/23/2030		5,375.00	5,375.00
07/23/2026	Coupon	95000U4D2	250,000.00	WELLS FARGO & CO 4.182 01/23/2030		5,227.50	5,227.50
07/27/2026	Coupon	05594HAD5	180,000.00	BMWLT 2025-2 A3 3.97 09/25/2028		595.50	595.50
07/27/2026	Coupon	05594HAD5	180,000.00	BMWLT 2025-2 A3 3.97 09/25/2028		595.50	595.50
07/27/2026	Coupon	05594YAD8	160,000.00	BMWLT 2026-1 A3 4.15 05/25/2029		640.00	640.00
07/27/2026	Coupon	05594YAD8	160,000.00	BMWLT 2026-1 A3 4.15 05/25/2029		640.00	640.00
07/27/2026	Coupon	096924AD7	220,000.00	BMWOT 2025-A A3 4.56 09/25/2029		836.00	836.00
07/27/2026	Coupon	3137BVZ82	316,283.09	FHMS K-063 A2 3.43 01/25/2027		899.80	899.80
07/27/2026	Principal Paydown	3137BVZ82	316,283.09	FHMS K-063 A2 3.43 01/25/2027	764.19		764.19
07/27/2026	Coupon	3137F2LJ3	177,829.25	FHMS K-066 A2 3.117 06/25/2027		460.44	460.44
07/27/2026	Principal Paydown	3137F2LJ3	177,829.25	FHMS K-066 A2 3.117 06/25/2027	293.71		293.71
07/27/2026	Coupon	3137FEBQ2	350,000.00	FHMS K-072 A2 3.444 12/25/2027		1,004.50	1,004.50
07/27/2026	Coupon	3137FEBQ2	500,000.00	FHMS K-072 A2 3.444 12/25/2027		1,435.00	1,435.00
07/27/2026	Coupon	3137FETN0	465,000.00	FHMS K-073 A2 3.35 01/25/2028		1,298.13	1,298.13
07/27/2026	Coupon	3137FHPJ6	325,000.00	FHMS K-080 A2 3.926 07/25/2028		1,063.29	1,063.29
07/27/2026	Coupon	3137FJEH8	155,000.00	FHMS K-081 A2 3.9 08/25/2028		503.75	503.75
07/27/2026	Coupon	3137FJKE8	220,000.00	FHMS K-082 A2 3.92 09/25/2028		718.67	718.67
07/27/2026	Coupon	3137FJKE8	460,000.00	FHMS K-082 A2 3.92 09/25/2028		1,502.67	1,502.67
07/27/2026	Coupon	3137FJXV6	297,000.00	FHMS K-083 A2 4.05 09/25/2028		1,002.38	1,002.38
07/27/2026	Coupon	3137FJZ93	240,000.00	FHMS K-084 A2 3.78 10/25/2028		756.00	756.00
07/27/2026	Coupon	3137FK4M5	350,000.00	FHMS K-085 A2 4.06 10/25/2028		1,184.17	1,184.17
07/27/2026	Coupon	3137FKUP9	338,450.29	FHMS K-087 A2 3.771 12/25/2028		1,061.05	1,061.05
07/27/2026	Principal Paydown	3137FKUP9	338,450.29	FHMS K-087 A2 3.771 12/25/2028	421.38		421.38

CASH FLOW REPORT



City of Gardena Cons | Account #10647 | As of April 30, 2026

Payment Date	Transaction Type	CUSIP	Quantity	Security Description	Principal Amount	Income	Total Amount
07/27/2026	Coupon	3137FLN91	350,000.00	FHMS K-091 A2 3.505 03/25/2029		1,022.29	1,022.29
07/27/2026	Coupon	3137FMTY8	700,000.00	FHMS K-094 A2 2.903 06/25/2029		1,693.42	1,693.42
07/27/2026	Coupon	3137FRUT6	350,000.00	FHMS K-106 A2 2.069 01/25/2030		603.46	603.46
07/27/2026	Coupon	3137FTFK8	350,000.00	FHMS K-738 A2 1.545 01/25/2027		450.63	450.63
07/27/2026	Coupon	3137H4BY5	315,000.00	FHMS K-746 A2 2.031 09/25/2028		533.14	533.14
07/27/2026	Coupon	808513AU9	250,000.00	CHARLES SCHWAB CORP 3.2 01/25/2028		4,000.00	4,000.00
07/29/2026	Coupon	06406RAF4	250,000.00	BANK OF NEW YORK MELLON CORP 3.4 01/29/2028		4,250.00	4,250.00
07/31/2026	Coupon	69371RS80	410,000.00	PACCAR FINANCIAL CORP 4.6 01/31/2029		9,430.00	9,430.00
07/31/2026	Coupon	91282CGH8	700,000.00	UNITED STATES TREASURY 3.5 01/31/2028		12,250.00	12,250.00
07/31/2026	Coupon	91282CJW2	700,000.00	UNITED STATES TREASURY 4.0 01/31/2029		14,000.00	14,000.00
07/31/2026	Coupon	91282CNN7	200,000.00	UNITED STATES TREASURY 3.875 07/31/2030		3,875.00	3,875.00
07/31/2026	Coupon	91282CNN7	700,000.00	UNITED STATES TREASURY 3.875 07/31/2030		13,562.50	13,562.50
07/31/2026	Coupon	91282CNP2	700,000.00	UNITED STATES TREASURY 3.875 07/31/2027		13,562.50	13,562.50
07/31/2026	Coupon	91282CPW5	350,000.00	UNITED STATES TREASURY 3.75 01/31/2031		6,562.50	6,562.50
July 2026 Total					875,324.49	252,920.28	1,128,244.77
AUGUST 2026							
08/03/2026	Coupon	459058KW2	250,000.00	INTERNATIONAL BANK FOR RECONSTRUCTION AND DEVELOPM 4.625 08/01/2028		5,781.25	5,781.25
08/10/2026	Coupon	009158BH8	250,000.00	AIR PRODUCTS AND CHEMICALS INC 4.6 02/08/2029		5,750.00	5,750.00
08/12/2026	Coupon	92826CAZ5	235,000.00	VISA INC 4.1 02/12/2031		4,817.50	4,817.50
08/14/2026	Coupon	459058KQ5	350,000.00	INTERNATIONAL BANK FOR RECONSTRUCTION AND DEVELOPM 3.875 02/14/2030		6,781.25	6,781.25
08/17/2026	Coupon	02582JKD1	340,000.00	AMXCA 2023-3 A 5.23 09/15/2026		1,481.83	1,481.83
08/17/2026	Coupon	14913UBB5	250,000.00	CATERPILLAR FINANCIAL SERVICES CORP 4.1 08/15/2028		5,125.00	5,125.00
08/17/2026	Coupon	161571HT4	340,000.00	CHAIT 2023-1 A 5.16 09/15/2028		1,462.00	1,462.00
08/17/2026	Coupon	171239ALO	250,000.00	CHUBB INA HOLDINGS LLC 4.65 08/15/2029		5,812.50	5,812.50
08/17/2026	Coupon	34532BAG6	170,000.00	FORDO 2025-B A3 3.91 04/15/2030		553.92	553.92
08/17/2026	Coupon	362583AD8	26,336.66	GMCAR 2023-2 A3 4.47 02/16/2028		62.99	62.99
08/17/2026	Principal Paydown	362583AD8	26,336.66	GMCAR 2023-2 A3 4.47 02/16/2028	3,726.99		3,726.99
08/17/2026	Coupon	38014AAD3	95,000.00	GMCAR 2024-4 A3 4.4 08/16/2029		314.48	314.48

CASH FLOW REPORT



City of Gardena Cons | Account #10647 | As of April 30, 2026

Payment Date	Transaction Type	CUSIP	Quantity	Security Description	Principal Amount	Income	Total Amount
08/17/2026	Principal Paydown	38014AAD3	95,000.00	GMCAR 2024-4 A3 4.4 08/16/2029	5,144.61		5,144.61
08/17/2026	Coupon	437921AD1	105,000.00	HAROT 252 A3 4.15 10/15/2029		363.13	363.13
08/17/2026	Coupon	43814YAD3	265,000.00	HAROT 2026-2 A3 4.3 11/15/2030		662.50	662.50
08/17/2026	Coupon	448976AD2	140,000.00	HART 2024-C A3 4.41 05/15/2029		514.50	514.50
08/17/2026	Principal Paydown	448976AD2	140,000.00	HART 2024-C A3 4.41 05/15/2029	7,923.63		7,923.63
08/17/2026	Coupon	448981AD2	230,000.00	HART 2026-A A3 3.79 02/18/2031		726.42	726.42
08/17/2026	Coupon	44934QAD3	85,659.75	HART 2024-B A3 4.84 03/15/2029		287.58	287.58
08/17/2026	Principal Paydown	44934QAD3	85,659.75	HART 2024-B A3 4.84 03/15/2029	4,556.33		4,556.33
08/17/2026	Coupon	47787CAC7	142,933.11	JDOT 2023-C A3 5.48 05/15/2028		444.01	444.01
08/17/2026	Principal Paydown	47787CAC7	142,933.11	JDOT 2023-C A3 5.48 05/15/2028	11,174.48		11,174.48
08/17/2026	Coupon	47787DAD3	120,000.00	JDOT 2026 A3 3.87 08/15/2030		444.00	444.00
08/17/2026	Coupon	58769GAD5	103,085.30	MBALT 2024-B A3 4.23 02/15/2028		197.71	197.71
08/17/2026	Principal Paydown	58769GAD5	103,085.30	MBALT 2024-B A3 4.23 02/15/2028	12,864.29		12,864.29
08/17/2026	Coupon	58770AAC7	12,369.27	MBART 2023-1 A3 4.51 11/15/2027		17.35	17.35
08/17/2026	Principal Paydown	58770AAC7	12,369.27	MBART 2023-1 A3 4.51 11/15/2027	2,477.88		2,477.88
08/17/2026	Coupon	58770XAD5	360,000.00	MBALT 2025-B A3 3.88 04/16/2029		1,164.00	1,164.00
08/17/2026	Coupon	58770YAD3	95,000.00	MBALT 2026-A A3 3.93 01/15/2030		311.13	311.13
08/17/2026	Coupon	58770YAD3	100,000.00	MBALT 2026-A A3 3.93 01/15/2030		327.50	327.50
08/17/2026	Coupon	89231GAD0	220,000.00	TAOT 2025-D A3 3.84 06/17/2030		704.00	704.00
08/17/2026	Coupon	89239TAD4	105,000.00	TAOT 2024-D A3 4.4 06/15/2029		352.59	352.59
08/17/2026	Principal Paydown	89239TAD4	105,000.00	TAOT 2024-D A3 4.4 06/15/2029	5,602.50		5,602.50
08/17/2026	Coupon	89240KAD0	145,000.00	TAOT 2026-A A3 3.86 09/15/2030		466.42	466.42
08/17/2026	Coupon	9128283W8	700,000.00	UNITED STATES TREASURY 2.75 02/15/2028		9,625.00	9,625.00
08/17/2026	Coupon	912828V98	700,000.00	UNITED STATES TREASURY 2.25 02/15/2027		7,875.00	7,875.00
08/17/2026	Coupon	912828YB0	150,000.00	UNITED STATES TREASURY 1.625 08/15/2029		1,218.75	1,218.75
08/17/2026	Coupon	912828Z94	400,000.00	UNITED STATES TREASURY 1.5 02/15/2030		3,000.00	3,000.00
08/17/2026	Coupon	91282CLG4	700,000.00	UNITED STATES TREASURY 3.75 08/15/2027		13,125.00	13,125.00
08/17/2026	Coupon	91282CLG4	700,000.00	UNITED STATES TREASURY 3.75 08/15/2027		13,125.00	13,125.00
08/17/2026	Coupon	92970QAK1	125,000.00	WFCIT 2026-1 A 4.08 04/15/2031		425.00	425.00
08/17/2026	Coupon	92970QAK1	255,000.00	WFCIT 2026-1 A 4.08 04/15/2031		867.00	867.00
08/20/2026	Coupon	36273VAD7	195,000.00	GMALT 2026-1 A3 3.88 01/22/2029		630.50	630.50
08/20/2026	Coupon	36275AAD1	115,000.00	GMALT 2026-2 A3 4.35 03/20/2029		416.88	416.88

CASH FLOW REPORT



City of Gardena Cons | Account #10647 | As of April 30, 2026

Payment Date	Transaction Type	CUSIP	Quantity	Security Description	Principal Amount	Income	Total Amount
08/20/2026	Coupon	362962AD4	155,000.00	GMALT 2025-2 A3 4.58 05/22/2028		591.58	591.58
08/20/2026	Coupon	379965AD8	155,000.00	GMALT 2025-3 A3 4.17 08/21/2028		538.63	538.63
08/20/2026	Coupon	92348KDY6	255,000.00	VZMT 2025-3 A1A 4.51 03/20/2030		958.38	958.38
08/21/2026	Coupon	43815CAD0	175,000.00	HAROT 2026-1 A3 3.78 09/23/2030		551.25	551.25
08/24/2026	Coupon	17275RBX9	250,000.00	CISCO SYSTEMS INC 4.75 02/24/2030		5,937.50	5,937.50
08/25/2026	Coupon	05594HAD5	180,000.00	BMWLT 2025-2 A3 3.97 09/25/2028		595.50	595.50
08/25/2026	Coupon	05594HAD5	180,000.00	BMWLT 2025-2 A3 3.97 09/25/2028		595.50	595.50
08/25/2026	Coupon	05594YAD8	160,000.00	BMWLT 2026-1 A3 4.15 05/25/2029		640.00	640.00
08/25/2026	Coupon	05594YAD8	160,000.00	BMWLT 2026-1 A3 4.15 05/25/2029		640.00	640.00
08/25/2026	Coupon	096924AD7	220,000.00	BMWOT 2025-A A3 4.56 09/25/2029		836.00	836.00
08/25/2026	Principal Paydown	096924AD7	220,000.00	BMWOT 2025-A A3 4.56 09/25/2029	6,272.01		6,272.01
08/25/2026	Coupon	3137BVZ82	316,283.09	FHMS K-063 A2 3.43 01/25/2027		897.62	897.62
08/25/2026	Principal Paydown	3137BVZ82	316,283.09	FHMS K-063 A2 3.43 01/25/2027	40,035.69		40,035.69
08/25/2026	Coupon	3137F2LJ3	177,829.25	FHMS K-066 A2 3.117 06/25/2027		459.68	459.68
08/25/2026	Principal Paydown	3137F2LJ3	177,829.25	FHMS K-066 A2 3.117 06/25/2027	275.08		275.08
08/25/2026	Coupon	3137FEBQ2	350,000.00	FHMS K-072 A2 3.444 12/25/2027		1,004.50	1,004.50
08/25/2026	Coupon	3137FEBQ2	500,000.00	FHMS K-072 A2 3.444 12/25/2027		1,435.00	1,435.00
08/25/2026	Coupon	3137FETN0	465,000.00	FHMS K-073 A2 3.35 01/25/2028		1,298.13	1,298.13
08/25/2026	Principal Paydown	3137FETN0	465,000.00	FHMS K-073 A2 3.35 01/25/2028	72.87		72.87
08/25/2026	Coupon	3137FHPJ6	325,000.00	FHMS K-080 A2 3.926 07/25/2028		1,063.29	1,063.29
08/25/2026	Coupon	3137FJEH8	155,000.00	FHMS K-081 A2 3.9 08/25/2028		503.75	503.75
08/25/2026	Coupon	3137FJKE8	220,000.00	FHMS K-082 A2 3.92 09/25/2028		718.67	718.67
08/25/2026	Coupon	3137FJKE8	460,000.00	FHMS K-082 A2 3.92 09/25/2028		1,502.67	1,502.67
08/25/2026	Coupon	3137FJXV6	297,000.00	FHMS K-083 A2 4.05 09/25/2028		1,002.38	1,002.38
08/25/2026	Coupon	3137FJZ93	240,000.00	FHMS K-084 A2 3.78 10/25/2028		756.00	756.00
08/25/2026	Coupon	3137FK4M5	350,000.00	FHMS K-085 A2 4.06 10/25/2028		1,184.17	1,184.17
08/25/2026	Coupon	3137FKUP9	338,450.29	FHMS K-087 A2 3.771 12/25/2028		1,059.73	1,059.73
08/25/2026	Principal Paydown	3137FKUP9	338,450.29	FHMS K-087 A2 3.771 12/25/2028	388.75		388.75
08/25/2026	Coupon	3137FLN91	350,000.00	FHMS K-091 A2 3.505 03/25/2029		1,022.29	1,022.29
08/25/2026	Coupon	3137FMTY8	700,000.00	FHMS K-094 A2 2.903 06/25/2029		1,693.42	1,693.42
08/25/2026	Coupon	3137FRUT6	350,000.00	FHMS K-106 A2 2.069 01/25/2030		603.46	603.46
08/25/2026	Coupon	3137FTFK8	350,000.00	FHMS K-738 A2 1.545 01/25/2027		450.63	450.63

CASH FLOW REPORT



City of Gardena Cons | Account #10647 | As of April 30, 2026

Payment Date	Transaction Type	CUSIP	Quantity	Security Description	Principal Amount	Income	Total Amount
08/25/2026	Principal Paydown	3137FTFK8	350,000.00	FHMS K-738 A2 1.545 01/25/2027	36,997.31		36,997.31
08/25/2026	Coupon	3137H4BY5	315,000.00	FHMS K-746 A2 2.031 09/25/2028		533.14	533.14
08/26/2026	Coupon	17275RBQ4	170,000.00	CISCO SYSTEMS INC 4.8 02/26/2027		4,080.00	4,080.00
08/27/2026	Coupon	459058LK7	170,000.00	INTERNATIONAL BANK FOR RECONSTRUCTION AND DEVELOPM 4.0 08/27/2026		3,400.00	3,400.00
08/27/2026	Final Maturity	459058LK7	170,000.00	INTERNATIONAL BANK FOR RECONSTRUCTION AND DEVELOPM 4.0 08/27/2026	170,000.00		170,000.00
08/31/2026	Coupon	91282CGQ8	380,000.00	UNITED STATES TREASURY 4.0 02/28/2030		7,600.00	7,600.00
08/31/2026	Coupon	91282CGQ8	700,000.00	UNITED STATES TREASURY 4.0 02/28/2030		14,000.00	14,000.00
08/31/2026	Coupon	91282CLK5	700,000.00	UNITED STATES TREASURY 3.625 08/31/2029		12,687.50	12,687.50
08/31/2026	Coupon	91282CQD6	700,000.00	UNITED STATES TREASURY 3.5 02/28/2031		12,250.00	12,250.00
08/31/2026	Coupon	91282CQD6	700,000.00	UNITED STATES TREASURY 3.5 02/28/2031		12,250.00	12,250.00
August 2026 Total					307,512.42	190,573.98	498,086.40
SEPTEMBER 2026							
09/09/2026	Coupon	002824BR0	275,000.00	ABBOTT LABORATORIES 3.7 03/09/2029		5,087.50	5,087.50
09/09/2026	Coupon	57636QAW4	290,000.00	MASTERCARD INC 4.875 03/09/2028		7,068.75	7,068.75
09/10/2026	Coupon	3130ATS57	700,000.00	FEDERAL HOME LOAN BANKS 4.5 03/10/2028		15,750.00	15,750.00
09/15/2026	Coupon	02582JKD1	340,000.00	AMXCA 2023-3 A 5.23 09/15/2026		1,481.83	1,481.83
09/15/2026	Final Maturity	02582JKD1	340,000.00	AMXCA 2023-3 A 5.23 09/15/2026	340,000.00		340,000.00
09/15/2026	Coupon	12572QAL9	250,000.00	CME GROUP INC 4.4 03/15/2030		5,500.00	5,500.00
09/15/2026	Coupon	161571HT4	340,000.00	CHAIT 2023-1 A 5.16 09/15/2028		1,462.00	1,462.00
09/15/2026	Effective Maturity	161571HT4	340,000.00	CHAIT 2023-1 A 5.16 09/15/2028	340,000.00		340,000.00
09/15/2026	Coupon	34532BAG6	170,000.00	FORDO 2025-B A3 3.91 04/15/2030		553.92	553.92
09/15/2026	Coupon	437076DJ8	250,000.00	HOME DEPOT INC 3.95 09/15/2030		4,937.50	4,937.50
09/15/2026	Coupon	437921AD1	105,000.00	HAROT 252 A3 4.15 10/15/2029		363.13	363.13
09/15/2026	Coupon	43814YAD3	265,000.00	HAROT 2026-2 A3 4.3 11/15/2030		662.50	662.50
09/15/2026	Coupon	448976AD2	140,000.00	HART 2024-C A3 4.41 05/15/2029		485.38	485.38
09/15/2026	Principal Paydown	448976AD2	140,000.00	HART 2024-C A3 4.41 05/15/2029	7,878.40		7,878.40
09/15/2026	Coupon	448981AD2	230,000.00	HART 2026-A A3 3.79 02/18/2031		726.42	726.42
09/15/2026	Coupon	44934QAD3	85,659.75	HART 2024-B A3 4.84 03/15/2029		269.20	269.20
09/15/2026	Principal Paydown	44934QAD3	85,659.75	HART 2024-B A3 4.84 03/15/2029	4,479.79		4,479.79
09/15/2026	Coupon	47787CAC7	142,933.11	JDOT 2023-C A3 5.48 05/15/2028		392.98	392.98

CASH FLOW REPORT



City of Gardena Cons | Account #10647 | As of April 30, 2026

Payment Date	Transaction Type	CUSIP	Quantity	Security Description	Principal Amount	Income	Total Amount
09/15/2026	Principal Paydown	47787CAC7	142,933.11	JDOT 2023-C A3 5.48 05/15/2028	8,226.11		8,226.11
09/15/2026	Coupon	47787DAD3	120,000.00	JDOT 2026 A3 3.87 08/15/2030		444.00	444.00
09/15/2026	Coupon	58769GAD5	103,085.30	MBALT 2024-B A3 4.23 02/15/2028		152.36	152.36
09/15/2026	Principal Paydown	58769GAD5	103,085.30	MBALT 2024-B A3 4.23 02/15/2028	11,656.49		11,656.49
09/15/2026	Coupon	58770AAC7	12,369.27	MBART 2023-1 A3 4.51 11/15/2027		8.03	8.03
09/15/2026	Principal Paydown	58770AAC7	12,369.27	MBART 2023-1 A3 4.51 11/15/2027	1,942.70		1,942.70
09/15/2026	Coupon	58770XAD5	360,000.00	MBALT 2025-B A3 3.88 04/16/2029		1,164.00	1,164.00
09/15/2026	Coupon	58770YAD3	95,000.00	MBALT 2026-A A3 3.93 01/15/2030		311.13	311.13
09/15/2026	Coupon	58770YAD3	100,000.00	MBALT 2026-A A3 3.93 01/15/2030		327.50	327.50
09/15/2026	Coupon	58933YBQ7	250,000.00	MERCK & CO INC 4.15 09/15/2030		5,187.50	5,187.50
09/15/2026	Coupon	63743HFJ6	240,000.00	NATIONAL RURAL UTILITIES COOPERATIVE FINANCE CORP 5.05 09/15/2028		6,060.00	6,060.00
09/15/2026	Coupon	89231GAD0	220,000.00	TAOT 2025-D A3 3.84 06/17/2030		704.00	704.00
09/15/2026	Coupon	89239TAD4	105,000.00	TAOT 2024-D A3 4.4 06/15/2029		332.05	332.05
09/15/2026	Principal Paydown	89239TAD4	105,000.00	TAOT 2024-D A3 4.4 06/15/2029	5,423.33		5,423.33
09/15/2026	Coupon	89240KAD0	145,000.00	TAOT 2026-A A3 3.86 09/15/2030		466.42	466.42
09/15/2026	Coupon	91282CLL3	700,000.00	UNITED STATES TREASURY 3.375 09/15/2027		11,812.50	11,812.50
09/15/2026	Coupon	91282CMS7	700,000.00	UNITED STATES TREASURY 3.875 03/15/2028		13,562.50	13,562.50
09/15/2026	Coupon	92970QAK1	125,000.00	WFCIT 2026-1 A 4.08 04/15/2031		425.00	425.00
09/15/2026	Coupon	92970QAK1	255,000.00	WFCIT 2026-1 A 4.08 04/15/2031		867.00	867.00
09/16/2026	Coupon	362583AD8	26,336.66	GMCAR 2023-2 A3 4.47 02/16/2028		49.11	49.11
09/16/2026	Principal Paydown	362583AD8	26,336.66	GMCAR 2023-2 A3 4.47 02/16/2028	3,479.20		3,479.20
09/16/2026	Coupon	38014AAD3	95,000.00	GMCAR 2024-4 A3 4.4 08/16/2029		295.61	295.61
09/16/2026	Principal Paydown	38014AAD3	95,000.00	GMCAR 2024-4 A3 4.4 08/16/2029	5,061.35		5,061.35
09/17/2026	Coupon	931142ER0	40,000.00	WALMART INC 1.05 09/17/2026		210.00	210.00
09/17/2026	Final Maturity	931142ER0	40,000.00	WALMART INC 1.05 09/17/2026	40,000.00		40,000.00
09/18/2026	Coupon	857477CL5	365,000.00	STATE STREET CORP 4.993 03/18/2027		9,112.23	9,112.23
09/21/2026	Coupon	36273VAD7	195,000.00	GMALT 2026-1 A3 3.88 01/22/2029		630.50	630.50
09/21/2026	Coupon	36275AAD1	115,000.00	GMALT 2026-2 A3 4.35 03/20/2029		416.88	416.88
09/21/2026	Coupon	362962AD4	155,000.00	GMALT 2025-2 A3 4.58 05/22/2028		591.58	591.58
09/21/2026	Coupon	379965AD8	155,000.00	GMALT 2025-3 A3 4.17 08/21/2028		538.63	538.63
09/21/2026	Coupon	43815CAD0	175,000.00	HAROT 2026-1 A3 3.78 09/23/2030		551.25	551.25

CASH FLOW REPORT



City of Gardena Cons | Account #10647 | As of April 30, 2026

Payment Date	Transaction Type	CUSIP	Quantity	Security Description	Principal Amount	Income	Total Amount
09/21/2026	Coupon	459058LR2	205,000.00	INTERNATIONAL BANK FOR RECONSTRUCTION AND DEVELOPM 4.125 03/20/2030		4,228.13	4,228.13
09/21/2026	Coupon	92348KDY6	255,000.00	VZMT 2025-3 A1A 4.51 03/20/2030		958.38	958.38
09/25/2026	Coupon	05594HAD5	180,000.00	BMWLT 2025-2 A3 3.97 09/25/2028		595.50	595.50
09/25/2026	Coupon	05594HAD5	180,000.00	BMWLT 2025-2 A3 3.97 09/25/2028		595.50	595.50
09/25/2026	Coupon	05594YAD8	160,000.00	BMWLT 2026-1 A3 4.15 05/25/2029		640.00	640.00
09/25/2026	Coupon	05594YAD8	160,000.00	BMWLT 2026-1 A3 4.15 05/25/2029		640.00	640.00
09/25/2026	Coupon	096924AD7	220,000.00	BMWOT 2025-A A3 4.56 09/25/2029		812.17	812.17
09/25/2026	Principal Paydown	096924AD7	220,000.00	BMWOT 2025-A A3 4.56 09/25/2029	12,167.25		12,167.25
09/25/2026	Coupon	3137BVZ82	316,283.09	FHMS K-063 A2 3.43 01/25/2027		783.18	783.18
09/25/2026	Principal Paydown	3137BVZ82	316,283.09	FHMS K-063 A2 3.43 01/25/2027	638.53		638.53
09/25/2026	Coupon	3137F2LJ3	177,829.25	FHMS K-066 A2 3.117 06/25/2027		458.96	458.96
09/25/2026	Principal Paydown	3137F2LJ3	177,829.25	FHMS K-066 A2 3.117 06/25/2027	275.52		275.52
09/25/2026	Coupon	3137FEBQ2	350,000.00	FHMS K-072 A2 3.444 12/25/2027		1,004.50	1,004.50
09/25/2026	Coupon	3137FEBQ2	500,000.00	FHMS K-072 A2 3.444 12/25/2027		1,435.00	1,435.00
09/25/2026	Coupon	3137FETN0	465,000.00	FHMS K-073 A2 3.35 01/25/2028		1,297.92	1,297.92
09/25/2026	Principal Paydown	3137FETN0	465,000.00	FHMS K-073 A2 3.35 01/25/2028	818.00		818.00
09/25/2026	Coupon	3137FHPJ6	325,000.00	FHMS K-080 A2 3.926 07/25/2028		1,063.29	1,063.29
09/25/2026	Coupon	3137FJEH8	155,000.00	FHMS K-081 A2 3.9 08/25/2028		503.75	503.75
09/25/2026	Coupon	3137FJKE8	220,000.00	FHMS K-082 A2 3.92 09/25/2028		718.67	718.67
09/25/2026	Coupon	3137FJKE8	460,000.00	FHMS K-082 A2 3.92 09/25/2028		1,502.67	1,502.67
09/25/2026	Coupon	3137FJXV6	297,000.00	FHMS K-083 A2 4.05 09/25/2028		1,002.38	1,002.38
09/25/2026	Coupon	3137FJZ93	240,000.00	FHMS K-084 A2 3.78 10/25/2028		756.00	756.00
09/25/2026	Coupon	3137FK4M5	350,000.00	FHMS K-085 A2 4.06 10/25/2028		1,184.17	1,184.17
09/25/2026	Coupon	3137FKUP9	338,450.29	FHMS K-087 A2 3.771 12/25/2028		1,058.51	1,058.51
09/25/2026	Principal Paydown	3137FKUP9	338,450.29	FHMS K-087 A2 3.771 12/25/2028	390.08		390.08
09/25/2026	Coupon	3137FLN91	350,000.00	FHMS K-091 A2 3.505 03/25/2029		1,022.29	1,022.29
09/25/2026	Coupon	3137FMTY8	700,000.00	FHMS K-094 A2 2.903 06/25/2029		1,693.42	1,693.42
09/25/2026	Coupon	3137FRUT6	350,000.00	FHMS K-106 A2 2.069 01/25/2030		603.46	603.46
09/25/2026	Coupon	3137FTFK8	350,000.00	FHMS K-738 A2 1.545 01/25/2027		402.99	402.99
09/25/2026	Principal Paydown	3137FTFK8	350,000.00	FHMS K-738 A2 1.545 01/25/2027	53,518.84		53,518.84
09/25/2026	Coupon	3137H4BY5	315,000.00	FHMS K-746 A2 2.031 09/25/2028		533.14	533.14

CASH FLOW REPORT



City of Gardena Cons | Account #10647 | As of April 30, 2026

Payment Date	Transaction Type	CUSIP	Quantity	Security Description	Principal Amount	Income	Total Amount
09/28/2026	Coupon	743315AW3	250,000.00	PROGRESSIVE CORP 3.2 03/26/2030		4,000.00	4,000.00
09/28/2026	Coupon	743315AW3	300,000.00	PROGRESSIVE CORP 3.2 03/26/2030		4,800.00	4,800.00
09/30/2026	Coupon	912828YG9	300,000.00	UNITED STATES TREASURY 1.625 09/30/2026		2,437.50	2,437.50
09/30/2026	Final Maturity	912828YG9	300,000.00	UNITED STATES TREASURY 1.625 09/30/2026	300,000.00		300,000.00
09/30/2026	Coupon	91282CEF4	750,000.00	UNITED STATES TREASURY 2.5 03/31/2027		9,375.00	9,375.00
09/30/2026	Coupon	91282CFM8	570,000.00	UNITED STATES TREASURY 4.125 09/30/2027		11,756.25	11,756.25
09/30/2026	Coupon	91282CGT2	600,000.00	UNITED STATES TREASURY 3.625 03/31/2028		10,875.00	10,875.00
09/30/2026	Coupon	91282CKG5	700,000.00	UNITED STATES TREASURY 4.125 03/31/2029		14,437.50	14,437.50
09/30/2026	Coupon	91282CMU2	250,000.00	UNITED STATES TREASURY 4.0 03/31/2030		5,000.00	5,000.00
09/30/2026	Coupon	91282CPA3	350,000.00	UNITED STATES TREASURY 3.625 09/30/2030		6,343.75	6,343.75
09/30/2026	Coupon	91282CQG9	500,000.00	UNITED STATES TREASURY 3.875 03/31/2031		9,687.50	9,687.50
September 2026 Total					1,135,955.56	203,167.31	1,339,122.88
OCTOBER 2026							
10/09/2026	Coupon	3130B3A29	600,000.00	FEDERAL HOME LOAN BANKS 4.0 10/09/2026		12,000.00	12,000.00
10/09/2026	Final Maturity	3130B3A29	600,000.00	FEDERAL HOME LOAN BANKS 4.0 10/09/2026	600,000.00		600,000.00
10/13/2026	Coupon	63743HFK3	390,000.00	NATIONAL RURAL UTILITIES COOPERATIVE FINANCE CORP 5.6 11/13/2026		9,100.00	9,100.00
10/13/2026	Effective Maturity	63743HFK3	390,000.00	NATIONAL RURAL UTILITIES COOPERATIVE FINANCE CORP 5.6 11/13/2026	390,000.00		390,000.00
10/15/2026	Coupon	34532BAG6	170,000.00	FORDO 2025-B A3 3.91 04/15/2030		553.92	553.92
10/15/2026	Coupon	437921AD1	105,000.00	HAROT 252 A3 4.15 10/15/2029		363.13	363.13
10/15/2026	Coupon	43814YAD3	265,000.00	HAROT 2026-2 A3 4.3 11/15/2030		662.50	662.50
10/15/2026	Coupon	448976AD2	140,000.00	HART 2024-C A3 4.41 05/15/2029		456.43	456.43
10/15/2026	Principal Paydown	448976AD2	140,000.00	HART 2024-C A3 4.41 05/15/2029	7,573.60		7,573.60
10/15/2026	Coupon	448981AD2	230,000.00	HART 2026-A A3 3.79 02/18/2031		726.42	726.42
10/15/2026	Coupon	44934QAD3	85,659.75	HART 2024-B A3 4.84 03/15/2029		251.13	251.13
10/15/2026	Principal Paydown	44934QAD3	85,659.75	HART 2024-B A3 4.84 03/15/2029	4,311.23		4,311.23
10/15/2026	Coupon	47787CAC7	142,933.11	JDOT 2023-C A3 5.48 05/15/2028		355.41	355.41
10/15/2026	Principal Paydown	47787CAC7	142,933.11	JDOT 2023-C A3 5.48 05/15/2028	9,887.22		9,887.22
10/15/2026	Coupon	47787DAD3	120,000.00	JDOT 2026 A3 3.87 08/15/2030		444.00	444.00
10/15/2026	Coupon	532457DB1	250,000.00	ELI LILLY AND CO 4.0 10/15/2028		5,000.00	5,000.00

CASH FLOW REPORT



City of Gardena Cons | Account #10647 | As of April 30, 2026

Payment Date	Transaction Type	CUSIP	Quantity	Security Description	Principal Amount	Income	Total Amount
10/15/2026	Coupon	532457DB1	250,000.00	ELI LILLY AND CO 4.0 10/15/2028		5,000.00	5,000.00
10/15/2026	Coupon	58769GAD5	103,085.30	MBALT 2024-B A3 4.23 02/15/2028		111.27	111.27
10/15/2026	Principal Paydown	58769GAD5	103,085.30	MBALT 2024-B A3 4.23 02/15/2028	10,605.10		10,605.10
10/15/2026	Coupon	58770AAC7	12,369.27	MBART 2023-1 A3 4.51 11/15/2027		0.73	0.73
10/15/2026	Effective Maturity	58770AAC7	12,369.27	MBART 2023-1 A3 4.51 11/15/2027	194.66		194.66
10/15/2026	Coupon	58770XAD5	360,000.00	MBALT 2025-B A3 3.88 04/16/2029		1,164.00	1,164.00
10/15/2026	Coupon	58770YAD3	95,000.00	MBALT 2026-A A3 3.93 01/15/2030		311.13	311.13
10/15/2026	Coupon	58770YAD3	100,000.00	MBALT 2026-A A3 3.93 01/15/2030		327.50	327.50
10/15/2026	Coupon	64110LAS5	240,000.00	NETFLIX INC 4.875 04/15/2028		5,850.00	5,850.00
10/15/2026	Coupon	89231GAD0	220,000.00	TAOT 2025-D A3 3.84 06/17/2030		704.00	704.00
10/15/2026	Coupon	89239TAD4	105,000.00	TAOT 2024-D A3 4.4 06/15/2029		312.17	312.17
10/15/2026	Principal Paydown	89239TAD4	105,000.00	TAOT 2024-D A3 4.4 06/15/2029	5,221.84		5,221.84
10/15/2026	Coupon	89240KAD0	145,000.00	TAOT 2026-A A3 3.86 09/15/2030		466.42	466.42
10/15/2026	Coupon	91282CJC6	475,000.00	UNITED STATES TREASURY 4.625 10/15/2026		10,984.38	10,984.38
10/15/2026	Final Maturity	91282CJC6	475,000.00	UNITED STATES TREASURY 4.625 10/15/2026	475,000.00		475,000.00
10/15/2026	Coupon	91282CLQ2	400,000.00	UNITED STATES TREASURY 3.875 10/15/2027		7,750.00	7,750.00
10/15/2026	Coupon	91282CLQ2	700,000.00	UNITED STATES TREASURY 3.875 10/15/2027		13,562.50	13,562.50
10/15/2026	Coupon	91282CMW8	700,000.00	UNITED STATES TREASURY 3.75 04/15/2028		13,125.00	13,125.00
10/15/2026	Coupon	91282CQJ3	425,000.00	UNITED STATES TREASURY 3.875 04/15/2029		8,234.38	8,234.38
10/15/2026	Coupon	92970QAK1	125,000.00	WFCIT 2026-1 A 4.08 04/15/2031		425.00	425.00
10/15/2026	Coupon	92970QAK1	255,000.00	WFCIT 2026-1 A 4.08 04/15/2031		867.00	867.00
10/16/2026	Coupon	362583AD8	26,336.66	GMCAR 2023-2 A3 4.47 02/16/2028		36.15	36.15
10/16/2026	Principal Paydown	362583AD8	26,336.66	GMCAR 2023-2 A3 4.47 02/16/2028	3,360.58		3,360.58
10/16/2026	Coupon	38014AAD3	95,000.00	GMCAR 2024-4 A3 4.4 08/16/2029		277.05	277.05
10/16/2026	Principal Paydown	38014AAD3	95,000.00	GMCAR 2024-4 A3 4.4 08/16/2029	4,869.42		4,869.42
10/16/2026	Coupon	459058LN1	300,000.00	INTERNATIONAL BANK FOR RECONSTRUCTION AND DEVELOPM 3.875 10/16/2029		5,812.50	5,812.50
10/20/2026	Coupon	36273VAD7	195,000.00	GMALT 2026-1 A3 3.88 01/22/2029		630.50	630.50
10/20/2026	Coupon	36275AAD1	115,000.00	GMALT 2026-2 A3 4.35 03/20/2029		416.88	416.88
10/20/2026	Coupon	362962AD4	155,000.00	GMALT 2025-2 A3 4.58 05/22/2028		591.58	591.58
10/20/2026	Principal Paydown	362962AD4	155,000.00	GMALT 2025-2 A3 4.58 05/22/2028	17,124.11		17,124.11
10/20/2026	Coupon	379965AD8	155,000.00	GMALT 2025-3 A3 4.17 08/21/2028		538.63	538.63

CASH FLOW REPORT



City of Gardena Cons | Account #10647 | As of April 30, 2026

Payment Date	Transaction Type	CUSIP	Quantity	Security Description	Principal Amount	Income	Total Amount
10/20/2026	Coupon	92348KDY6	255,000.00	VZMT 2025-3 A1A 4.51 03/20/2030		958.38	958.38
10/21/2026	Coupon	06051GGA1	250,000.00	BANK OF AMERICA CORP 3.248 10/21/2027		4,060.00	4,060.00
10/21/2026	Coupon	43815CAD0	175,000.00	HAROT 2026-1 A3 3.78 09/23/2030		551.25	551.25
10/23/2026	Coupon	693475AW5	250,000.00	PNC FINANCIAL SERVICES GROUP INC 3.45 04/23/2029		4,312.50	4,312.50
10/23/2026	Coupon	693475AW5	250,000.00	PNC FINANCIAL SERVICES GROUP INC 3.45 04/23/2029		4,312.50	4,312.50
10/26/2026	Coupon	05594HAD5	180,000.00	BMWLT 2025-2 A3 3.97 09/25/2028		595.50	595.50
10/26/2026	Coupon	05594HAD5	180,000.00	BMWLT 2025-2 A3 3.97 09/25/2028		595.50	595.50
10/26/2026	Coupon	05594YAD8	160,000.00	BMWLT 2026-1 A3 4.15 05/25/2029		640.00	640.00
10/26/2026	Coupon	05594YAD8	160,000.00	BMWLT 2026-1 A3 4.15 05/25/2029		640.00	640.00
10/26/2026	Coupon	096924AD7	220,000.00	BMWOT 2025-A A3 4.56 09/25/2029		765.93	765.93
10/26/2026	Principal Paydown	096924AD7	220,000.00	BMWOT 2025-A A3 4.56 09/25/2029	11,699.64		11,699.64
10/26/2026	Coupon	3137BVZ82	316,283.09	FHMS K-063 A2 3.43 01/25/2027		781.35	781.35
10/26/2026	Principal Paydown	3137BVZ82	316,283.09	FHMS K-063 A2 3.43 01/25/2027	25,895.94		25,895.94
10/26/2026	Coupon	3137F2LJ3	177,829.25	FHMS K-066 A2 3.117 06/25/2027		458.25	458.25
10/26/2026	Principal Paydown	3137F2LJ3	177,829.25	FHMS K-066 A2 3.117 06/25/2027	294.87		294.87
10/26/2026	Coupon	3137FEBQ2	350,000.00	FHMS K-072 A2 3.444 12/25/2027		1,004.50	1,004.50
10/26/2026	Coupon	3137FEBQ2	500,000.00	FHMS K-072 A2 3.444 12/25/2027		1,435.00	1,435.00
10/26/2026	Coupon	3137FETN0	465,000.00	FHMS K-073 A2 3.35 01/25/2028		1,295.64	1,295.64
10/26/2026	Principal Paydown	3137FETN0	465,000.00	FHMS K-073 A2 3.35 01/25/2028	874.97		874.97
10/26/2026	Coupon	3137FHPJ6	325,000.00	FHMS K-080 A2 3.926 07/25/2028		1,063.29	1,063.29
10/26/2026	Coupon	3137FJEH8	155,000.00	FHMS K-081 A2 3.9 08/25/2028		503.75	503.75
10/26/2026	Coupon	3137FJKE8	220,000.00	FHMS K-082 A2 3.92 09/25/2028		718.67	718.67
10/26/2026	Coupon	3137FJKE8	460,000.00	FHMS K-082 A2 3.92 09/25/2028		1,502.67	1,502.67
10/26/2026	Coupon	3137FJXV6	297,000.00	FHMS K-083 A2 4.05 09/25/2028		1,002.38	1,002.38
10/26/2026	Coupon	3137FJZ93	240,000.00	FHMS K-084 A2 3.78 10/25/2028		756.00	756.00
10/26/2026	Coupon	3137FK4M5	350,000.00	FHMS K-085 A2 4.06 10/25/2028		1,184.17	1,184.17
10/26/2026	Coupon	3137FKUP9	338,450.29	FHMS K-087 A2 3.771 12/25/2028		1,057.28	1,057.28
10/26/2026	Principal Paydown	3137FKUP9	338,450.29	FHMS K-087 A2 3.771 12/25/2028	425.29		425.29
10/26/2026	Coupon	3137FLN91	350,000.00	FHMS K-091 A2 3.505 03/25/2029		1,022.29	1,022.29
10/26/2026	Coupon	3137FMTY8	700,000.00	FHMS K-094 A2 2.903 06/25/2029		1,693.42	1,693.42

CASH FLOW REPORT



City of Gardena Cons | Account #10647 | As of April 30, 2026

Payment Date	Transaction Type	CUSIP	Quantity	Security Description	Principal Amount	Income	Total Amount
10/26/2026	Coupon	3137FRUT6	350,000.00	FHMS K-106 A2 2.069 01/25/2030		603.46	603.46
10/26/2026	Coupon	3137FTFK8	350,000.00	FHMS K-738 A2 1.545 01/25/2027		334.09	334.09
10/26/2026	Principal Paydown	3137FTFK8	350,000.00	FHMS K-738 A2 1.545 01/25/2027	47,461.13		47,461.13
10/26/2026	Coupon	3137H4BY5	315,000.00	FHMS K-746 A2 2.031 09/25/2028		533.14	533.14
10/26/2026	Coupon	46647PDA1	250,000.00	JPMORGAN CHASE & CO 4.323 04/26/2028		5,403.75	5,403.75
10/26/2026	Coupon	857477DB6	240,000.00	STATE STREET CORP 4.834 04/24/2030		5,800.80	5,800.80
10/26/2026	Coupon	91159HHS2	250,000.00	US BANCORP 3.9 04/26/2028		4,875.00	4,875.00
10/28/2026	Coupon	931142FN8	310,000.00	WALMART INC 4.35 04/28/2030		6,742.50	6,742.50
10/30/2026	Coupon	09247XAQ4	275,000.00	BLACKROCK FINANCE INC 2.4 04/30/2030		3,300.00	3,300.00
October 2026 Total					1,614,799.60	167,914.61	1,782,714.21
NOVEMBER 2026							
11/02/2026	Coupon	665859AV6	275,000.00	NORTHERN TRUST CORP 1.95 05/01/2030		2,681.25	2,681.25
11/02/2026	Coupon	74456QBU9	300,000.00	PUBLIC SERVICE ELECTRIC AND GAS CO 3.7 05/01/2028		5,550.00	5,550.00
11/02/2026	Coupon	91282CFT3	700,000.00	UNITED STATES TREASURY 4.0 10/31/2029		14,000.00	14,000.00
11/02/2026	Coupon	91282CKP5	380,000.00	UNITED STATES TREASURY 4.625 04/30/2029		8,787.50	8,787.50
11/02/2026	Coupon	91282CMZ1	400,000.00	UNITED STATES TREASURY 3.875 04/30/2030		7,750.00	7,750.00
11/02/2026	Coupon	91282CMZ1	700,000.00	UNITED STATES TREASURY 3.875 04/30/2030		13,562.50	13,562.50
11/02/2026	Coupon	91282CPD7	550,000.00	UNITED STATES TREASURY 3.625 10/31/2030		9,968.75	9,968.75
11/09/2026	Coupon	571748BY7	250,000.00	MARSH & MCLENNAN COMPANIES INC 4.55 11/08/2027		5,687.50	5,687.50
11/09/2026	Coupon	69371RT71	250,000.00	PACCAR FINANCIAL CORP 4.55 05/08/2030		5,687.50	5,687.50
11/10/2026	Coupon	665859AW4	450,000.00	NORTHERN TRUST CORP 4.0 05/10/2027		9,000.00	9,000.00
11/10/2026	Coupon	94988J6F9	250,000.00	WELLS FARGO BANK NA 5.254 12/11/2026		5,436.43	5,436.43
11/10/2026	Effective Maturity	94988J6F9	250,000.00	WELLS FARGO BANK NA 5.254 12/11/2026	250,000.00		250,000.00
11/16/2026	Coupon	00287YBF5	250,000.00	ABBVIE INC 4.25 11/14/2028		5,312.50	5,312.50
11/16/2026	Coupon	14913UAL4	405,000.00	CATERPILLAR FINANCIAL SERVICES CORP 5.0 05/14/2027		10,125.00	10,125.00
11/16/2026	Coupon	34532BAG6	170,000.00	FORDO 2025-B A3 3.91 04/15/2030		553.92	553.92
11/16/2026	Coupon	362583AD8	26,336.66	GMCAR 2023-2 A3 4.47 02/16/2028		23.63	23.63
11/16/2026	Principal Paydown	362583AD8	26,336.66	GMCAR 2023-2 A3 4.47 02/16/2028	3,129.84		3,129.84
11/16/2026	Coupon	38014AAD3	95,000.00	GMCAR 2024-4 A3 4.4 08/16/2029		259.20	259.20

CASH FLOW REPORT



City of Gardena Cons | Account #10647 | As of April 30, 2026

Payment Date	Transaction Type	CUSIP	Quantity	Security Description	Principal Amount	Income	Total Amount
11/16/2026	Principal Paydown	38014AAD3	95,000.00	GMCAR 2024-4 A3 4.4 08/16/2029	4,778.06		4,778.06
11/16/2026	Coupon	437921AD1	105,000.00	HAROT 252 A3 4.15 10/15/2029		363.13	363.13
11/16/2026	Coupon	43814YAD3	265,000.00	HAROT 2026-2 A3 4.3 11/15/2030		662.50	662.50
11/16/2026	Coupon	448976AD2	140,000.00	HART 2024-C A3 4.41 05/15/2029		428.59	428.59
11/16/2026	Principal Paydown	448976AD2	140,000.00	HART 2024-C A3 4.41 05/15/2029	7,428.56		7,428.56
11/16/2026	Coupon	448981AD2	230,000.00	HART 2026-A A3 3.79 02/18/2031		726.42	726.42
11/16/2026	Coupon	44934QAD3	85,659.75	HART 2024-B A3 4.84 03/15/2029		233.74	233.74
11/16/2026	Principal Paydown	44934QAD3	85,659.75	HART 2024-B A3 4.84 03/15/2029	4,228.39		4,228.39
11/16/2026	Coupon	47787CAC7	142,933.11	JDOT 2023-C A3 5.48 05/15/2028		310.26	310.26
11/16/2026	Principal Paydown	47787CAC7	142,933.11	JDOT 2023-C A3 5.48 05/15/2028	10,759.40		10,759.40
11/16/2026	Coupon	47787DAD3	120,000.00	JDOT 2026 A3 3.87 08/15/2030		444.00	444.00
11/16/2026	Coupon	58769GAD5	103,085.30	MBALT 2024-B A3 4.23 02/15/2028		73.89	73.89
11/16/2026	Principal Paydown	58769GAD5	103,085.30	MBALT 2024-B A3 4.23 02/15/2028	10,501.81		10,501.81
11/16/2026	Coupon	58770XAD5	360,000.00	MBALT 2025-B A3 3.88 04/16/2029		1,164.00	1,164.00
11/16/2026	Coupon	58770YAD3	95,000.00	MBALT 2026-A A3 3.93 01/15/2030		311.13	311.13
11/16/2026	Coupon	58770YAD3	100,000.00	MBALT 2026-A A3 3.93 01/15/2030		327.50	327.50
11/16/2026	Coupon	74456QBY1	250,000.00	PUBLIC SERVICE ELECTRIC AND GAS CO 3.2 05/15/2029		4,000.00	4,000.00
11/16/2026	Coupon	89231GAD0	220,000.00	TAOT 2025-D A3 3.84 06/17/2030		704.00	704.00
11/16/2026	Coupon	89236TMF9	400,000.00	TOYOTA MOTOR CREDIT CORP 5.05 05/16/2029		10,100.00	10,100.00
11/16/2026	Coupon	89236TNJ0	240,000.00	TOYOTA MOTOR CREDIT CORP 4.8 05/15/2030		5,760.00	5,760.00
11/16/2026	Coupon	89239TAD4	105,000.00	TAOT 2024-D A3 4.4 06/15/2029		293.02	293.02
11/16/2026	Principal Paydown	89239TAD4	105,000.00	TAOT 2024-D A3 4.4 06/15/2029	5,121.17		5,121.17
11/16/2026	Coupon	89240KAD0	145,000.00	TAOT 2026-A A3 3.86 09/15/2030		466.42	466.42
11/16/2026	Coupon	9128283F5	700,000.00	UNITED STATES TREASURY 2.25 11/15/2027		7,875.00	7,875.00
11/16/2026	Coupon	9128283F5	800,000.00	UNITED STATES TREASURY 2.25 11/15/2027		9,000.00	9,000.00
11/16/2026	Coupon	9128285M8	400,000.00	UNITED STATES TREASURY 3.125 11/15/2028		6,250.00	6,250.00
11/16/2026	Coupon	9128285M8	700,000.00	UNITED STATES TREASURY 3.125 11/15/2028		10,937.50	10,937.50
11/16/2026	Coupon	912828U24	625,000.00	UNITED STATES TREASURY 2.0 11/15/2026		6,250.00	6,250.00
11/16/2026	Final Maturity	912828U24	625,000.00	UNITED STATES TREASURY 2.0 11/15/2026	625,000.00		625,000.00
11/16/2026	Coupon	912828X88	350,000.00	UNITED STATES TREASURY 2.375 05/15/2027		4,156.25	4,156.25
11/16/2026	Coupon	91282CND9	700,000.00	UNITED STATES TREASURY 3.75 05/15/2028		13,125.00	13,125.00

CASH FLOW REPORT



City of Gardena Cons | Account #10647 | As of April 30, 2026

Payment Date	Transaction Type	CUSIP	Quantity	Security Description	Principal Amount	Income	Total Amount
11/16/2026	Coupon	92970QAK1	125,000.00	WFCIT 2026-1 A 4.08 04/15/2031		425.00	425.00
11/16/2026	Coupon	92970QAK1	255,000.00	WFCIT 2026-1 A 4.08 04/15/2031		867.00	867.00
11/17/2026	Coupon	58933YBH7	90,000.00	MERCK & CO INC 4.05 05/17/2028		1,822.50	1,822.50
11/20/2026	Coupon	3133ERFJ5	330,000.00	FEDERAL FARM CREDIT BANKS FUNDING CORP 4.5 05/20/2027		7,425.00	7,425.00
11/20/2026	Coupon	36273VAD7	195,000.00	GMALT 2026-1 A3 3.88 01/22/2029		630.50	630.50
11/20/2026	Coupon	36275AAD1	115,000.00	GMALT 2026-2 A3 4.35 03/20/2029		416.88	416.88
11/20/2026	Coupon	362962AD4	155,000.00	GMALT 2025-2 A3 4.58 05/22/2028		526.23	526.23
11/20/2026	Principal Paydown	362962AD4	155,000.00	GMALT 2025-2 A3 4.58 05/22/2028	16,715.14		16,715.14
11/20/2026	Coupon	379965AD8	155,000.00	GMALT 2025-3 A3 4.17 08/21/2028		538.63	538.63
11/20/2026	Coupon	532457DK1	95,000.00	ELI LILLY AND CO 4.15 05/20/2029		1,971.25	1,971.25
11/20/2026	Coupon	532457DL9	125,000.00	ELI LILLY AND CO 4.375 05/20/2031		2,734.38	2,734.38
11/20/2026	Coupon	747525BU6	250,000.00	QUALCOMM INC 4.5 05/20/2030		5,625.00	5,625.00
11/20/2026	Coupon	92348KDY6	255,000.00	VZMT 2025-3 A1A 4.51 03/20/2030		958.38	958.38
11/23/2026	Coupon	43815CAD0	175,000.00	HAROT 2026-1 A3 3.78 09/23/2030		551.25	551.25
11/25/2026	Coupon	05594HAD5	180,000.00	BMWLT 2025-2 A3 3.97 09/25/2028		595.50	595.50
11/25/2026	Coupon	05594HAD5	180,000.00	BMWLT 2025-2 A3 3.97 09/25/2028		595.50	595.50
11/25/2026	Coupon	05594YAD8	160,000.00	BMWLT 2026-1 A3 4.15 05/25/2029		640.00	640.00
11/25/2026	Coupon	05594YAD8	160,000.00	BMWLT 2026-1 A3 4.15 05/25/2029		640.00	640.00
11/25/2026	Coupon	096924AD7	220,000.00	BMWOT 2025-A A3 4.56 09/25/2029		721.47	721.47
11/25/2026	Principal Paydown	096924AD7	220,000.00	BMWOT 2025-A A3 4.56 09/25/2029	11,470.41		11,470.41
11/25/2026	Coupon	3137BVZ82	316,283.09	FHMS K-063 A2 3.43 01/25/2027		707.34	707.34
11/25/2026	Principal Paydown	3137BVZ82	316,283.09	FHMS K-063 A2 3.43 01/25/2027	53,637.53		53,637.53
11/25/2026	Coupon	3137F2LJ3	177,829.25	FHMS K-066 A2 3.117 06/25/2027		457.48	457.48
11/25/2026	Principal Paydown	3137F2LJ3	177,829.25	FHMS K-066 A2 3.117 06/25/2027	276.45		276.45
11/25/2026	Coupon	3137FEBQ2	350,000.00	FHMS K-072 A2 3.444 12/25/2027		1,004.50	1,004.50
11/25/2026	Coupon	3137FEBQ2	500,000.00	FHMS K-072 A2 3.444 12/25/2027		1,435.00	1,435.00
11/25/2026	Coupon	3137FETN0	465,000.00	FHMS K-073 A2 3.35 01/25/2028		1,293.20	1,293.20
11/25/2026	Principal Paydown	3137FETN0	465,000.00	FHMS K-073 A2 3.35 01/25/2028	823.26		823.26
11/25/2026	Coupon	3137FHPJ6	325,000.00	FHMS K-080 A2 3.926 07/25/2028		1,063.29	1,063.29
11/25/2026	Coupon	3137FJEH8	155,000.00	FHMS K-081 A2 3.9 08/25/2028		503.75	503.75
11/25/2026	Coupon	3137FJKE8	220,000.00	FHMS K-082 A2 3.92 09/25/2028		718.67	718.67

CASH FLOW REPORT



City of Gardena Cons | Account #10647 | As of April 30, 2026

Payment Date	Transaction Type	CUSIP	Quantity	Security Description	Principal Amount	Income	Total Amount
11/25/2026	Coupon	3137FJKE8	460,000.00	FHMS K-082 A2 3.92 09/25/2028		1,502.67	1,502.67
11/25/2026	Coupon	3137FJXV6	297,000.00	FHMS K-083 A2 4.05 09/25/2028		1,002.38	1,002.38
11/25/2026	Coupon	3137FJZ93	240,000.00	FHMS K-084 A2 3.78 10/25/2028		756.00	756.00
11/25/2026	Coupon	3137FK4M5	350,000.00	FHMS K-085 A2 4.06 10/25/2028		1,184.17	1,184.17
11/25/2026	Coupon	3137FKUP9	338,450.29	FHMS K-087 A2 3.771 12/25/2028		1,055.94	1,055.94
11/25/2026	Principal Paydown	3137FKUP9	338,450.29	FHMS K-087 A2 3.771 12/25/2028	392.88		392.88
11/25/2026	Coupon	3137FLN91	350,000.00	FHMS K-091 A2 3.505 03/25/2029		1,022.29	1,022.29
11/25/2026	Coupon	3137FMTY8	700,000.00	FHMS K-094 A2 2.903 06/25/2029		1,693.42	1,693.42
11/25/2026	Coupon	3137FRUT6	350,000.00	FHMS K-106 A2 2.069 01/25/2030		603.46	603.46
11/25/2026	Coupon	3137FTFK8	350,000.00	FHMS K-738 A2 1.545 01/25/2027		272.98	272.98
11/25/2026	Principal Paydown	3137FTFK8	350,000.00	FHMS K-738 A2 1.545 01/25/2027	218.07		218.07
11/25/2026	Coupon	3137H4BY5	315,000.00	FHMS K-746 A2 2.031 09/25/2028		533.14	533.14
11/30/2026	Coupon	91282CHF1	700,000.00	UNITED STATES TREASURY 3.75 05/31/2030		13,125.00	13,125.00
11/30/2026	Coupon	91282CMA6	200,000.00	UNITED STATES TREASURY 4.125 11/30/2029		4,125.00	4,125.00
11/30/2026	Coupon	91282CNE7	700,000.00	UNITED STATES TREASURY 3.875 05/31/2027		13,562.50	13,562.50
11/30/2026	Coupon	91282CPN5	250,000.00	UNITED STATES TREASURY 3.5 11/30/2030		4,375.00	4,375.00
11/30/2026	Coupon	91282CPN5	700,000.00	UNITED STATES TREASURY 3.5 11/30/2030		12,250.00	12,250.00
November 2026							
Total					1,004,480.96	280,279.62	1,284,760.58
DECEMBER 2026							
12/01/2026	Coupon	023135CQ7	250,000.00	AMAZON.COM INC 4.65 12/01/2029		5,812.50	5,812.50
12/01/2026	Coupon	26444HAH4	450,000.00	DUKE ENERGY FLORIDA LLC 2.5 12/01/2029		5,625.00	5,625.00
12/07/2026	Coupon	24422EYE3	250,000.00	JOHN DEERE CAPITAL CORP 4.55 06/05/2030		5,687.50	5,687.50
12/07/2026	Coupon	3133ERGL9	450,000.00	FEDERAL FARM CREDIT BANKS FUNDING CORP 4.5 06/07/2028		10,125.00	10,125.00
12/11/2026	Coupon	009158BN5	240,000.00	AIR PRODUCTS AND CHEMICALS INC 4.3 06/11/2028		5,160.00	5,160.00
12/15/2026	Coupon	26444HAJ0	275,000.00	DUKE ENERGY FLORIDA LLC 1.75 06/15/2030		2,406.25	2,406.25
12/15/2026	Coupon	3133EPN50	650,000.00	FEDERAL FARM CREDIT BANKS FUNDING CORP 4.25 12/15/2028		13,812.50	13,812.50
12/15/2026	Coupon	341081GT8	330,000.00	FLORIDA POWER & LIGHT CO 5.15 06/15/2029		8,497.50	8,497.50
12/15/2026	Coupon	34532BAG6	170,000.00	FORDO 2025-B A3 3.91 04/15/2030		553.92	553.92

CASH FLOW REPORT



City of Gardena Cons | Account #10647 | As of April 30, 2026

Payment Date	Transaction Type	CUSIP	Quantity	Security Description	Principal Amount	Income	Total Amount
12/15/2026	Coupon	437921AD1	105,000.00	HAROT 252 A3 4.15 10/15/2029		363.13	363.13
12/15/2026	Coupon	43814YAD3	265,000.00	HAROT 2026-2 A3 4.3 11/15/2030		662.50	662.50
12/15/2026	Coupon	448976AD2	140,000.00	HART 2024-C A3 4.41 05/15/2029		401.29	401.29
12/15/2026	Principal Paydown	448976AD2	140,000.00	HART 2024-C A3 4.41 05/15/2029	7,036.88		7,036.88
12/15/2026	Coupon	448981AD2	230,000.00	HART 2026-A A3 3.79 02/18/2031		726.42	726.42
12/15/2026	Coupon	44934QAD3	85,659.75	HART 2024-B A3 4.84 03/15/2029		216.69	216.69
12/15/2026	Principal Paydown	44934QAD3	85,659.75	HART 2024-B A3 4.84 03/15/2029	4,015.44		4,015.44
12/15/2026	Coupon	47787CAC7	142,933.11	JDOT 2023-C A3 5.48 05/15/2028		261.13	261.13
12/15/2026	Principal Paydown	47787CAC7	142,933.11	JDOT 2023-C A3 5.48 05/15/2028	7,391.84		7,391.84
12/15/2026	Coupon	47787DAD3	120,000.00	JDOT 2026 A3 3.87 08/15/2030		444.00	444.00
12/15/2026	Coupon	58769GAD5	103,085.30	MBALT 2024-B A3 4.23 02/15/2028		36.87	36.87
12/15/2026	Principal Paydown	58769GAD5	103,085.30	MBALT 2024-B A3 4.23 02/15/2028	9,289.80		9,289.80
12/15/2026	Coupon	58770XAD5	360,000.00	MBALT 2025-B A3 3.88 04/16/2029		1,164.00	1,164.00
12/15/2026	Coupon	58770YAD3	95,000.00	MBALT 2026-A A3 3.93 01/15/2030		311.13	311.13
12/15/2026	Coupon	58770YAD3	100,000.00	MBALT 2026-A A3 3.93 01/15/2030		327.50	327.50
12/15/2026	Coupon	87612EBU9	250,000.00	TARGET CORP 4.35 06/15/2028		5,437.50	5,437.50
12/15/2026	Coupon	89231GAD0	220,000.00	TAOT 2025-D A3 3.84 06/17/2030		704.00	704.00
12/15/2026	Coupon	89239TAD4	105,000.00	TAOT 2024-D A3 4.4 06/15/2029		274.24	274.24
12/15/2026	Principal Paydown	89239TAD4	105,000.00	TAOT 2024-D A3 4.4 06/15/2029	4,868.11		4,868.11
12/15/2026	Coupon	89240KAD0	145,000.00	TAOT 2026-A A3 3.86 09/15/2030		466.42	466.42
12/15/2026	Coupon	91282CJP7	300,000.00	UNITED STATES TREASURY 4.375 12/15/2026		6,562.50	6,562.50
12/15/2026	Final Maturity	91282CJP7	300,000.00	UNITED STATES TREASURY 4.375 12/15/2026	300,000.00		300,000.00
12/15/2026	Coupon	91282CMB4	700,000.00	UNITED STATES TREASURY 4.0 12/15/2027		14,000.00	14,000.00
12/15/2026	Coupon	92970QAK1	125,000.00	WFCIT 2026-1 A 4.08 04/15/2031		425.00	425.00
12/15/2026	Coupon	92970QAK1	255,000.00	WFCIT 2026-1 A 4.08 04/15/2031		867.00	867.00
12/16/2026	Coupon	362583AD8	26,336.66	GMCAR 2023-2 A3 4.47 02/16/2028		11.97	11.97
12/16/2026	Principal Paydown	362583AD8	26,336.66	GMCAR 2023-2 A3 4.47 02/16/2028	2,992.63		2,992.63
12/16/2026	Coupon	38014AAD3	95,000.00	GMCAR 2024-4 A3 4.4 08/16/2029		241.68	241.68
12/16/2026	Principal Paydown	38014AAD3	95,000.00	GMCAR 2024-4 A3 4.4 08/16/2029	4,530.75		4,530.75
12/21/2026	Coupon	17305EHA6	190,000.00	CCCIT 2025-A1 A1 4.3 06/21/2030		4,085.00	4,085.00
12/21/2026	Coupon	17305EHA6	265,000.00	CCCIT 2025-A1 A1 4.3 06/21/2030		5,697.50	5,697.50

CASH FLOW REPORT



City of Gardena Cons | Account #10647 | As of April 30, 2026

Payment Date	Transaction Type	CUSIP	Quantity	Security Description	Principal Amount	Income	Total Amount
12/21/2026	Coupon	29379VCJ0	250,000.00	ENTERPRISE PRODUCTS OPERATING LLC 4.3 06/20/2028		5,375.00	5,375.00
12/21/2026	Coupon	36273VAD7	195,000.00	GMALT 2026-1 A3 3.88 01/22/2029		630.50	630.50
12/21/2026	Coupon	36275AAD1	115,000.00	GMALT 2026-2 A3 4.35 03/20/2029		416.88	416.88
12/21/2026	Coupon	362962AD4	155,000.00	GMALT 2025-2 A3 4.58 05/22/2028		462.43	462.43
12/21/2026	Principal Paydown	362962AD4	155,000.00	GMALT 2025-2 A3 4.58 05/22/2028	21,264.92		21,264.92
12/21/2026	Coupon	379965AD8	155,000.00	GMALT 2025-3 A3 4.17 08/21/2028		538.63	538.63
12/21/2026	Coupon	43815CAD0	175,000.00	HAROT 2026-1 A3 3.78 09/23/2030		551.25	551.25
12/21/2026	Coupon	92348KDY6	255,000.00	VZMT 2025-3 A1A 4.51 03/20/2030		958.38	958.38
12/25/2026	Coupon	05594HAD5	180,000.00	BMWLT 2025-2 A3 3.97 09/25/2028		595.50	595.50
12/25/2026	Coupon	05594HAD5	180,000.00	BMWLT 2025-2 A3 3.97 09/25/2028		595.50	595.50
12/25/2026	Principal Paydown	05594HAD5	180,000.00	BMWLT 2025-2 A3 3.97 09/25/2028	1,469.38		1,469.38
12/25/2026	Principal Paydown	05594HAD5	180,000.00	BMWLT 2025-2 A3 3.97 09/25/2028	1,469.38		1,469.38
12/25/2026	Coupon	05594YAD8	160,000.00	BMWLT 2026-1 A3 4.15 05/25/2029		640.00	640.00
12/25/2026	Coupon	05594YAD8	160,000.00	BMWLT 2026-1 A3 4.15 05/25/2029		640.00	640.00
12/25/2026	Coupon	096924AD7	220,000.00	BMWOT 2025-A A3 4.56 09/25/2029		677.88	677.88
12/25/2026	Principal Paydown	096924AD7	220,000.00	BMWOT 2025-A A3 4.56 09/25/2029	10,453.33		10,453.33
12/25/2026	Coupon	3137BVZ82	316,283.09	FHMS K-063 A2 3.43 01/25/2027		554.02	554.02
12/25/2026	Principal Paydown	3137BVZ82	316,283.09	FHMS K-063 A2 3.43 01/25/2027	157,175.89		157,175.89
12/25/2026	Coupon	3137F2LJ3	177,829.25	FHMS K-066 A2 3.117 06/25/2027		456.76	456.76
12/25/2026	Principal Paydown	3137F2LJ3	177,829.25	FHMS K-066 A2 3.117 06/25/2027	5,194.14		5,194.14
12/25/2026	Coupon	3137FEBQ2	350,000.00	FHMS K-072 A2 3.444 12/25/2027		1,004.50	1,004.50
12/25/2026	Coupon	3137FEBQ2	500,000.00	FHMS K-072 A2 3.444 12/25/2027		1,435.00	1,435.00
12/25/2026	Coupon	3137FETN0	465,000.00	FHMS K-073 A2 3.35 01/25/2028		1,290.90	1,290.90
12/25/2026	Principal Paydown	3137FETN0	465,000.00	FHMS K-073 A2 3.35 01/25/2028	880.02		880.02
12/25/2026	Coupon	3137FHPI6	325,000.00	FHMS K-080 A2 3.926 07/25/2028		1,063.29	1,063.29
12/25/2026	Coupon	3137FJEH8	155,000.00	FHMS K-081 A2 3.9 08/25/2028		503.75	503.75
12/25/2026	Coupon	3137FJKE8	220,000.00	FHMS K-082 A2 3.92 09/25/2028		718.67	718.67
12/25/2026	Coupon	3137FJKE8	460,000.00	FHMS K-082 A2 3.92 09/25/2028		1,502.67	1,502.67
12/25/2026	Coupon	3137FJXV6	297,000.00	FHMS K-083 A2 4.05 09/25/2028		1,002.38	1,002.38
12/25/2026	Coupon	3137FJZ93	240,000.00	FHMS K-084 A2 3.78 10/25/2028		756.00	756.00
12/25/2026	Coupon	3137FK4M5	350,000.00	FHMS K-085 A2 4.06 10/25/2028		1,184.17	1,184.17

CASH FLOW REPORT



City of Gardena Cons | Account #10647 | As of April 30, 2026

Payment Date	Transaction Type	CUSIP	Quantity	Security Description	Principal Amount	Income	Total Amount
12/25/2026	Coupon	3137FKUP9	338,450.29	FHMS K-087 A2 3.771 12/25/2028		1,054.71	1,054.71
12/25/2026	Principal Paydown	3137FKUP9	338,450.29	FHMS K-087 A2 3.771 12/25/2028	427.96		427.96
12/25/2026	Coupon	3137FLN91	350,000.00	FHMS K-091 A2 3.505 03/25/2029		1,022.29	1,022.29
12/25/2026	Coupon	3137FMTY8	700,000.00	FHMS K-094 A2 2.903 06/25/2029		1,693.42	1,693.42
12/25/2026	Coupon	3137FRUT6	350,000.00	FHMS K-106 A2 2.069 01/25/2030		603.46	603.46
12/25/2026	Coupon	3137FTFK8	350,000.00	FHMS K-738 A2 1.545 01/25/2027		272.70	272.70
12/25/2026	Principal Paydown	3137FTFK8	350,000.00	FHMS K-738 A2 1.545 01/25/2027	107,384.08		107,384.08
12/25/2026	Coupon	3137H4BY5	315,000.00	FHMS K-746 A2 2.031 09/25/2028		533.14	533.14
12/28/2026	Coupon	437076DC3	295,000.00	HOME DEPOT INC 4.75 06/25/2029		7,006.25	7,006.25
12/31/2026	Coupon	91282CEV9	700,000.00	UNITED STATES TREASURY 3.25 06/30/2029		11,375.00	11,375.00
12/31/2026	Coupon	91282CGB1	700,000.00	UNITED STATES TREASURY 3.875 12/31/2029		13,562.50	13,562.50
12/31/2026	Coupon	91282CGC9	500,000.00	UNITED STATES TREASURY 3.875 12/31/2027		9,687.50	9,687.50
12/31/2026	Coupon	91282CNK3	700,000.00	UNITED STATES TREASURY 3.875 06/30/2030		13,562.50	13,562.50
12/31/2026	Coupon	91282CNL1	800,000.00	UNITED STATES TREASURY 3.75 06/30/2027		15,000.00	15,000.00
12/31/2026	Coupon	91282CPR6	250,000.00	UNITED STATES TREASURY 3.625 12/31/2030		4,531.25	4,531.25
December 2026 Total					645,844.57	204,826.37	850,670.94
JANUARY 2027							
01/04/2027	Coupon	74464AAC5	215,000.00	PUBLIC STORAGE OPERATING CO 4.375 07/01/2030		4,703.13	4,703.13
01/06/2027	Coupon	61776NVE0	250,000.00	MORGAN STANLEY PRIVATE BANK NA 4.466 07/06/2028		5,582.50	5,582.50
01/06/2027	Coupon	61776NVE0	250,000.00	MORGAN STANLEY PRIVATE BANK NA 4.466 07/06/2028		5,582.50	5,582.50
01/07/2027	Coupon	24422EXZ7	280,000.00	JOHN DEERE CAPITAL CORP 4.65 01/07/2028		6,510.00	6,510.00
01/12/2027	Coupon	459058KT9	250,000.00	INTERNATIONAL BANK FOR RECONSTRUCTION AND DEVELOPM 3.5 07/12/2028		4,375.00	4,375.00
01/15/2027	Coupon	34532BAG6	170,000.00	FORDO 2025-B A3 3.91 04/15/2030		553.92	553.92
01/15/2027	Coupon	437921AD1	105,000.00	HAROT 252 A3 4.15 10/15/2029		363.13	363.13
01/15/2027	Coupon	43814YAD3	265,000.00	HAROT 2026-2 A3 4.3 11/15/2030		662.50	662.50
01/15/2027	Coupon	448976AD2	140,000.00	HART 2024-C A3 4.41 05/15/2029		375.43	375.43
01/15/2027	Principal Paydown	448976AD2	140,000.00	HART 2024-C A3 4.41 05/15/2029	6,921.20		6,921.20
01/15/2027	Coupon	448981AD2	230,000.00	HART 2026-A A3 3.79 02/18/2031		726.42	726.42

CASH FLOW REPORT



City of Gardena Cons | Account #10647 | As of April 30, 2026

Payment Date	Transaction Type	CUSIP	Quantity	Security Description	Principal Amount	Income	Total Amount
01/15/2027	Coupon	44934QAD3	85,659.75	HART 2024-B A3 4.84 03/15/2029		200.49	200.49
01/15/2027	Principal Paydown	44934QAD3	85,659.75	HART 2024-B A3 4.84 03/15/2029	3,948.92		3,948.92
01/15/2027	Coupon	47787CAC7	142,933.11	JDOT 2023-C A3 5.48 05/15/2028		227.37	227.37
01/15/2027	Principal Paydown	47787CAC7	142,933.11	JDOT 2023-C A3 5.48 05/15/2028	11,397.87		11,397.87
01/15/2027	Coupon	47787DAD3	120,000.00	JDOT 2026 A3 3.87 08/15/2030		444.00	444.00
01/15/2027	Coupon	58769GAD5	103,085.30	MBALT 2024-B A3 4.23 02/15/2028		4.12	4.12
01/15/2027	Effective Maturity	58769GAD5	103,085.30	MBALT 2024-B A3 4.23 02/15/2028	1,169.96		1,169.96
01/15/2027	Coupon	58770XAD5	360,000.00	MBALT 2025-B A3 3.88 04/16/2029		1,164.00	1,164.00
01/15/2027	Coupon	58770YAD3	95,000.00	MBALT 2026-A A3 3.93 01/15/2030		311.13	311.13
01/15/2027	Coupon	58770YAD3	100,000.00	MBALT 2026-A A3 3.93 01/15/2030		327.50	327.50
01/15/2027	Coupon	89231GAD0	220,000.00	TAOT 2025-D A3 3.84 06/17/2030		704.00	704.00
01/15/2027	Coupon	89239TAD4	105,000.00	TAOT 2024-D A3 4.4 06/15/2029		256.39	256.39
01/15/2027	Principal Paydown	89239TAD4	105,000.00	TAOT 2024-D A3 4.4 06/15/2029	4,787.44		4,787.44
01/15/2027	Coupon	89240KAD0	145,000.00	TAOT 2026-A A3 3.86 09/15/2030		466.42	466.42
01/15/2027	Coupon	91282CKZ3	1,000,000.00	UNITED STATES TREASURY 4.375 07/15/2027		21,875.00	21,875.00
01/15/2027	Coupon	91282CNM9	700,000.00	UNITED STATES TREASURY 3.875 07/15/2028		13,562.50	13,562.50
01/15/2027	Coupon	91282CPT2	500,000.00	UNITED STATES TREASURY 3.5 01/15/2029		8,750.00	8,750.00
01/15/2027	Coupon	91324PEU2	350,000.00	UNITEDHEALTH GROUP INC 4.25 01/15/2029		7,437.50	7,437.50
01/15/2027	Coupon	92970QAK1	125,000.00	WFCIT 2026-1 A 4.08 04/15/2031		425.00	425.00
01/15/2027	Coupon	92970QAK1	255,000.00	WFCIT 2026-1 A 4.08 04/15/2031		867.00	867.00
01/18/2027	Coupon	362583AD8	26,336.66	GMCAR 2023-2 A3 4.47 02/16/2028		0.82	0.82
01/18/2027	Effective Maturity	362583AD8	26,336.66	GMCAR 2023-2 A3 4.47 02/16/2028	221.25		221.25
01/18/2027	Coupon	38014AAD3	95,000.00	GMCAR 2024-4 A3 4.4 08/16/2029		225.07	225.07
01/18/2027	Principal Paydown	38014AAD3	95,000.00	GMCAR 2024-4 A3 4.4 08/16/2029	4,457.28		4,457.28
01/19/2027	Coupon	713448FX1	295,000.00	PEPSICO INC 4.5 07/17/2029		6,637.50	6,637.50
01/19/2027	Coupon	78016HZT0	150,000.00	ROYAL BANK OF CANADA 4.875 01/19/2027		3,656.25	3,656.25
01/19/2027	Final Maturity	78016HZT0	150,000.00	ROYAL BANK OF CANADA 4.875 01/19/2027	150,000.00		150,000.00
01/20/2027	Coupon	025816EJ4	285,000.00	AMERICAN EXPRESS CO 4.351 07/20/2029		6,200.18	6,200.18
01/20/2027	Coupon	025816EJ4	290,000.00	AMERICAN EXPRESS CO 4.351 07/20/2029		6,308.95	6,308.95
01/20/2027	Coupon	36273VAD7	195,000.00	GMALT 2026-1 A3 3.88 01/22/2029		630.50	630.50
01/20/2027	Coupon	36275AAD1	115,000.00	GMALT 2026-2 A3 4.35 03/20/2029		416.88	416.88
01/20/2027	Coupon	362962AD4	155,000.00	GMALT 2025-2 A3 4.58 05/22/2028		381.27	381.27

CASH FLOW REPORT



City of Gardena Cons | Account #10647 | As of April 30, 2026

Payment Date	Transaction Type	CUSIP	Quantity	Security Description	Principal Amount	Income	Total Amount
01/20/2027	Principal Paydown	362962AD4	155,000.00	GMALT 2025-2 A3 4.58 05/22/2028	21,787.27		21,787.27
01/20/2027	Coupon	379965AD8	155,000.00	GMALT 2025-3 A3 4.17 08/21/2028		538.63	538.63
01/20/2027	Principal Paydown	379965AD8	155,000.00	GMALT 2025-3 A3 4.17 08/21/2028	16,278.53		16,278.53
01/20/2027	Coupon	92348KDY6	255,000.00	VZMT 2025-3 A1A 4.51 03/20/2030		958.38	958.38
01/21/2027	Coupon	43815CAD0	175,000.00	HAROT 2026-1 A3 3.78 09/23/2030		551.25	551.25
01/22/2027	Coupon	06406RCG0	245,000.00	BANK OF NEW YORK MELLON CORP 4.026 01/22/2030		4,931.85	4,931.85
01/25/2027	Coupon	05594HAD5	180,000.00	BMWLT 2025-2 A3 3.97 09/25/2028		590.64	590.64
01/25/2027	Coupon	05594HAD5	180,000.00	BMWLT 2025-2 A3 3.97 09/25/2028		590.64	590.64
01/25/2027	Principal Paydown	05594HAD5	180,000.00	BMWLT 2025-2 A3 3.97 09/25/2028	22,784.67		22,784.67
01/25/2027	Principal Paydown	05594HAD5	180,000.00	BMWLT 2025-2 A3 3.97 09/25/2028	22,784.67		22,784.67
01/25/2027	Coupon	05594YAD8	160,000.00	BMWLT 2026-1 A3 4.15 05/25/2029		640.00	640.00
01/25/2027	Coupon	05594YAD8	160,000.00	BMWLT 2026-1 A3 4.15 05/25/2029		640.00	640.00
01/25/2027	Coupon	096924AD7	220,000.00	BMWOT 2025-A A3 4.56 09/25/2029		638.16	638.16
01/25/2027	Principal Paydown	096924AD7	220,000.00	BMWOT 2025-A A3 4.56 09/25/2029	10,279.61		10,279.61
01/25/2027	Coupon	3137BVZ82	316,283.09	FHMS K-063 A2 3.43 01/25/2027		104.76	104.76
01/25/2027	Final Maturity	3137BVZ82	316,283.09	FHMS K-063 A2 3.43 01/25/2027	36,650.87		36,650.87
01/25/2027	Coupon	3137F2LJ3	177,829.25	FHMS K-066 A2 3.117 06/25/2027		443.27	443.27
01/25/2027	Principal Paydown	3137F2LJ3	177,829.25	FHMS K-066 A2 3.117 06/25/2027	8,302.91		8,302.91
01/25/2027	Coupon	3137FEBQ2	350,000.00	FHMS K-072 A2 3.444 12/25/2027		1,004.50	1,004.50
01/25/2027	Coupon	3137FEBQ2	500,000.00	FHMS K-072 A2 3.444 12/25/2027		1,435.00	1,435.00
01/25/2027	Coupon	3137FETN0	465,000.00	FHMS K-073 A2 3.35 01/25/2028		1,288.44	1,288.44
01/25/2027	Principal Paydown	3137FETN0	465,000.00	FHMS K-073 A2 3.35 01/25/2028	828.55		828.55
01/25/2027	Coupon	3137FHPJ6	325,000.00	FHMS K-080 A2 3.926 07/25/2028		1,063.29	1,063.29
01/25/2027	Coupon	3137FJEH8	155,000.00	FHMS K-081 A2 3.9 08/25/2028		503.75	503.75
01/25/2027	Coupon	3137FJKE8	220,000.00	FHMS K-082 A2 3.92 09/25/2028		718.67	718.67
01/25/2027	Coupon	3137FJKE8	460,000.00	FHMS K-082 A2 3.92 09/25/2028		1,502.67	1,502.67
01/25/2027	Coupon	3137FJXV6	297,000.00	FHMS K-083 A2 4.05 09/25/2028		1,002.38	1,002.38
01/25/2027	Coupon	3137FJZ93	240,000.00	FHMS K-084 A2 3.78 10/25/2028		756.00	756.00
01/25/2027	Coupon	3137FK4M5	350,000.00	FHMS K-085 A2 4.06 10/25/2028		1,184.17	1,184.17
01/25/2027	Coupon	3137FKUP9	338,450.29	FHMS K-087 A2 3.771 12/25/2028		1,053.36	1,053.36
01/25/2027	Principal Paydown	3137FKUP9	338,450.29	FHMS K-087 A2 3.771 12/25/2028	395.70		395.70

CASH FLOW REPORT



City of Gardena Cons | Account #10647 | As of April 30, 2026

Payment Date	Transaction Type	CUSIP	Quantity	Security Description	Principal Amount	Income	Total Amount
01/25/2027	Coupon	3137FLN91	350,000.00	FHMS K-091 A2 3.505 03/25/2029		1,022.29	1,022.29
01/25/2027	Coupon	3137FMTY8	700,000.00	FHMS K-094 A2 2.903 06/25/2029		1,693.42	1,693.42
01/25/2027	Coupon	3137FRUT6	350,000.00	FHMS K-106 A2 2.069 01/25/2030		603.46	603.46
01/25/2027	Coupon	3137FTFK8	350,000.00	FHMS K-738 A2 1.545 01/25/2027		134.44	134.44
01/25/2027	Final Maturity	3137FTFK8	350,000.00	FHMS K-738 A2 1.545 01/25/2027	104,420.58		104,420.58
01/25/2027	Coupon	3137H4BY5	315,000.00	FHMS K-746 A2 2.031 09/25/2028		533.14	533.14
01/25/2027	Coupon	713448GH5	250,000.00	PEPSICO INC 4.3 07/23/2030		5,375.00	5,375.00
01/25/2027	Coupon	808513AU9	250,000.00	CHARLES SCHWAB CORP 3.2 01/25/2028		4,000.00	4,000.00
01/25/2027	Coupon	95000U4D2	250,000.00	WELLS FARGO & CO 4.182 01/23/2030		5,227.50	5,227.50
01/26/2027	Coupon	17275RBQ4	170,000.00	CISCO SYSTEMS INC 4.8 02/26/2027		3,400.00	3,400.00
01/26/2027	Effective Maturity	17275RBQ4	170,000.00	CISCO SYSTEMS INC 4.8 02/26/2027	170,000.00		170,000.00
01/29/2027	Coupon	06406RAF4	250,000.00	BANK OF NEW YORK MELLON CORP 3.4 01/29/2028		4,250.00	4,250.00
January 2027 Total					597,417.28	159,293.39	756,710.67
FEBRUARY 2027							
02/01/2027	Coupon	459058KW2	250,000.00	INTERNATIONAL BANK FOR RECONSTRUCTION AND DEVELOPM 4.625 08/01/2028		5,781.25	5,781.25
02/01/2027	Coupon	69371RS80	410,000.00	PACCAR FINANCIAL CORP 4.6 01/31/2029		9,430.00	9,430.00
02/01/2027	Coupon	91282CGH8	700,000.00	UNITED STATES TREASURY 3.5 01/31/2028		12,250.00	12,250.00
02/01/2027	Coupon	91282CJW2	700,000.00	UNITED STATES TREASURY 4.0 01/31/2029		14,000.00	14,000.00
02/01/2027	Coupon	91282CNN7	200,000.00	UNITED STATES TREASURY 3.875 07/31/2030		3,875.00	3,875.00
02/01/2027	Coupon	91282CNN7	700,000.00	UNITED STATES TREASURY 3.875 07/31/2030		13,562.50	13,562.50
02/01/2027	Coupon	91282CNP2	700,000.00	UNITED STATES TREASURY 3.875 07/31/2027		13,562.50	13,562.50
02/01/2027	Coupon	91282CPW5	350,000.00	UNITED STATES TREASURY 3.75 01/31/2031		6,562.50	6,562.50
02/08/2027	Coupon	009158BH8	250,000.00	AIR PRODUCTS AND CHEMICALS INC 4.6 02/08/2029		5,750.00	5,750.00
02/12/2027	Coupon	92826CAZ5	235,000.00	VISA INC 4.1 02/12/2031		4,817.50	4,817.50
02/15/2027	Coupon	34532BAG6	170,000.00	FORDO 2025-B A3 3.91 04/15/2030		553.92	553.92
02/15/2027	Coupon	437921AD1	105,000.00	HAROT 252 A3 4.15 10/15/2029		363.13	363.13
02/15/2027	Principal Paydown	437921AD1	105,000.00	HAROT 252 A3 4.15 10/15/2029	4,039.19		4,039.19
02/15/2027	Coupon	43814YAD3	265,000.00	HAROT 2026-2 A3 4.3 11/15/2030		662.50	662.50
02/15/2027	Coupon	448976AD2	140,000.00	HART 2024-C A3 4.41 05/15/2029		350.00	350.00

CASH FLOW REPORT



City of Gardena Cons | Account #10647 | As of April 30, 2026

Payment Date	Transaction Type	CUSIP	Quantity	Security Description	Principal Amount	Income	Total Amount
02/15/2027	Principal Paydown	448976AD2	140,000.00	HART 2024-C A3 4.41 05/15/2029	6,852.68		6,852.68
02/15/2027	Coupon	448981AD2	230,000.00	HART 2026-A A3 3.79 02/18/2031		726.42	726.42
02/15/2027	Coupon	44934QAD3	85,659.75	HART 2024-B A3 4.84 03/15/2029		184.57	184.57
02/15/2027	Principal Paydown	44934QAD3	85,659.75	HART 2024-B A3 4.84 03/15/2029	3,747.24		3,747.24
02/15/2027	Coupon	47787CAC7	142,933.11	JDOT 2023-C A3 5.48 05/15/2028		175.32	175.32
02/15/2027	Principal Paydown	47787CAC7	142,933.11	JDOT 2023-C A3 5.48 05/15/2028	10,645.33		10,645.33
02/15/2027	Coupon	47787DAD3	120,000.00	JDOT 2026 A3 3.87 08/15/2030		444.00	444.00
02/15/2027	Coupon	58770XAD5	360,000.00	MBALT 2025-B A3 3.88 04/16/2029		1,164.00	1,164.00
02/15/2027	Coupon	58770YAD3	95,000.00	MBALT 2026-A A3 3.93 01/15/2030		311.13	311.13
02/15/2027	Coupon	58770YAD3	100,000.00	MBALT 2026-A A3 3.93 01/15/2030		327.50	327.50
02/15/2027	Coupon	89231GAD0	220,000.00	TAOT 2025-D A3 3.84 06/17/2030		704.00	704.00
02/15/2027	Coupon	89239TAD4	105,000.00	TAOT 2024-D A3 4.4 06/15/2029		238.84	238.84
02/15/2027	Principal Paydown	89239TAD4	105,000.00	TAOT 2024-D A3 4.4 06/15/2029	4,735.60		4,735.60
02/15/2027	Coupon	89240KAD0	145,000.00	TAOT 2026-A A3 3.86 09/15/2030		466.42	466.42
02/16/2027	Coupon	14913UBB5	250,000.00	CATERPILLAR FINANCIAL SERVICES CORP 4.1 08/15/2028		5,125.00	5,125.00
02/16/2027	Coupon	171239AL0	250,000.00	CHUBB INA HOLDINGS LLC 4.65 08/15/2029		5,812.50	5,812.50
02/16/2027	Coupon	38014AAD3	95,000.00	GMCAR 2024-4 A3 4.4 08/16/2029		208.72	208.72
02/16/2027	Principal Paydown	38014AAD3	95,000.00	GMCAR 2024-4 A3 4.4 08/16/2029	4,413.29		4,413.29
02/16/2027	Coupon	459058KQ5	350,000.00	INTERNATIONAL BANK FOR RECONSTRUCTION AND DEVELOPM 3.875 02/14/2030		6,781.25	6,781.25
02/16/2027	Coupon	9128283W8	700,000.00	UNITED STATES TREASURY 2.75 02/15/2028		9,625.00	9,625.00
02/16/2027	Coupon	912828V98	700,000.00	UNITED STATES TREASURY 2.25 02/15/2027		7,875.00	7,875.00
02/16/2027	Final Maturity	912828V98	700,000.00	UNITED STATES TREASURY 2.25 02/15/2027	700,000.00		700,000.00
02/16/2027	Coupon	912828YB0	150,000.00	UNITED STATES TREASURY 1.625 08/15/2029		1,218.75	1,218.75
02/16/2027	Coupon	912828Z94	400,000.00	UNITED STATES TREASURY 1.5 02/15/2030		3,000.00	3,000.00
02/16/2027	Coupon	91282CLG4	700,000.00	UNITED STATES TREASURY 3.75 08/15/2027		13,125.00	13,125.00
02/16/2027	Coupon	91282CLG4	700,000.00	UNITED STATES TREASURY 3.75 08/15/2027		13,125.00	13,125.00
02/16/2027	Coupon	92970QAK1	125,000.00	WFCIT 2026-1 A 4.08 04/15/2031		425.00	425.00
02/16/2027	Coupon	92970QAK1	255,000.00	WFCIT 2026-1 A 4.08 04/15/2031		867.00	867.00
02/18/2027	Coupon	857477CL5	365,000.00	STATE STREET CORP 4.993 03/18/2027		7,593.52	7,593.52
02/18/2027	Effective Maturity	857477CL5	365,000.00	STATE STREET CORP 4.993 03/18/2027	365,000.00		365,000.00

CASH FLOW REPORT



City of Gardena Cons | Account #10647 | As of April 30, 2026

Payment Date	Transaction Type	CUSIP	Quantity	Security Description	Principal Amount	Income	Total Amount
02/22/2027	Coupon	36273VAD7	195,000.00	GMALT 2026-1 A3 3.88 01/22/2029		630.50	630.50
02/22/2027	Coupon	36275AAD1	115,000.00	GMALT 2026-2 A3 4.35 03/20/2029		416.88	416.88
02/22/2027	Coupon	362962AD4	155,000.00	GMALT 2025-2 A3 4.58 05/22/2028		298.11	298.11
02/22/2027	Principal Paydown	362962AD4	155,000.00	GMALT 2025-2 A3 4.58 05/22/2028	17,634.24		17,634.24
02/22/2027	Coupon	379965AD8	155,000.00	GMALT 2025-3 A3 4.17 08/21/2028		482.06	482.06
02/22/2027	Principal Paydown	379965AD8	155,000.00	GMALT 2025-3 A3 4.17 08/21/2028	16,467.83		16,467.83
02/22/2027	Coupon	43815CAD0	175,000.00	HAROT 2026-1 A3 3.78 09/23/2030		551.25	551.25
02/22/2027	Coupon	92348KDY6	255,000.00	VZMT 2025-3 A1A 4.51 03/20/2030		958.38	958.38
02/24/2027	Coupon	17275RBX9	250,000.00	CISCO SYSTEMS INC 4.75 02/24/2030		5,937.50	5,937.50
02/25/2027	Coupon	05594HAD5	180,000.00	BMWLT 2025-2 A3 3.97 09/25/2028		515.26	515.26
02/25/2027	Coupon	05594HAD5	180,000.00	BMWLT 2025-2 A3 3.97 09/25/2028		515.26	515.26
02/25/2027	Principal Paydown	05594HAD5	180,000.00	BMWLT 2025-2 A3 3.97 09/25/2028	16,866.74		16,866.74
02/25/2027	Principal Paydown	05594HAD5	180,000.00	BMWLT 2025-2 A3 3.97 09/25/2028	16,866.74		16,866.74
02/25/2027	Coupon	05594YAD8	160,000.00	BMWLT 2026-1 A3 4.15 05/25/2029		640.00	640.00
02/25/2027	Coupon	05594YAD8	160,000.00	BMWLT 2026-1 A3 4.15 05/25/2029		640.00	640.00
02/25/2027	Coupon	096924AD7	220,000.00	BMWOT 2025-A A3 4.56 09/25/2029		599.10	599.10
02/25/2027	Principal Paydown	096924AD7	220,000.00	BMWOT 2025-A A3 4.56 09/25/2029	10,175.51		10,175.51
02/25/2027	Coupon	3137F2LJ3	177,829.25	FHMS K-066 A2 3.117 06/25/2027		421.70	421.70
02/25/2027	Principal Paydown	3137F2LJ3	177,829.25	FHMS K-066 A2 3.117 06/25/2027	2,608.91		2,608.91
02/25/2027	Coupon	3137FEBQ2	350,000.00	FHMS K-072 A2 3.444 12/25/2027		1,004.50	1,004.50
02/25/2027	Coupon	3137FEBQ2	500,000.00	FHMS K-072 A2 3.444 12/25/2027		1,435.00	1,435.00
02/25/2027	Principal Paydown	3137FEBQ2	350,000.00	FHMS K-072 A2 3.444 12/25/2027	342.86		342.86
02/25/2027	Principal Paydown	3137FEBQ2	500,000.00	FHMS K-072 A2 3.444 12/25/2027	489.80		489.80
02/25/2027	Coupon	3137FETN0	465,000.00	FHMS K-073 A2 3.35 01/25/2028		1,286.13	1,286.13
02/25/2027	Principal Paydown	3137FETN0	465,000.00	FHMS K-073 A2 3.35 01/25/2028	831.11		831.11
02/25/2027	Coupon	3137FHPJ6	325,000.00	FHMS K-080 A2 3.926 07/25/2028		1,063.29	1,063.29
02/25/2027	Coupon	3137FJEH8	155,000.00	FHMS K-081 A2 3.9 08/25/2028		503.75	503.75
02/25/2027	Coupon	3137FJKE8	220,000.00	FHMS K-082 A2 3.92 09/25/2028		718.67	718.67
02/25/2027	Coupon	3137FJKE8	460,000.00	FHMS K-082 A2 3.92 09/25/2028		1,502.67	1,502.67
02/25/2027	Coupon	3137FJXV6	297,000.00	FHMS K-083 A2 4.05 09/25/2028		1,002.38	1,002.38
02/25/2027	Coupon	3137FJZ93	240,000.00	FHMS K-084 A2 3.78 10/25/2028		756.00	756.00
02/25/2027	Coupon	3137FK4M5	350,000.00	FHMS K-085 A2 4.06 10/25/2028		1,184.17	1,184.17

CASH FLOW REPORT



City of Gardena Cons | Account #10647 | As of April 30, 2026

Payment Date	Transaction Type	CUSIP	Quantity	Security Description	Principal Amount	Income	Total Amount
02/25/2027	Coupon	3137FKUP9	338,450.29	FHMS K-087 A2 3.771 12/25/2028		1,052.12	1,052.12
02/25/2027	Principal Paydown	3137FKUP9	338,450.29	FHMS K-087 A2 3.771 12/25/2028	397.05		397.05
02/25/2027	Coupon	3137FLN91	350,000.00	FHMS K-091 A2 3.505 03/25/2029		1,022.29	1,022.29
02/25/2027	Coupon	3137FMTY8	700,000.00	FHMS K-094 A2 2.903 06/25/2029		1,693.42	1,693.42
02/25/2027	Coupon	3137FRUT6	350,000.00	FHMS K-106 A2 2.069 01/25/2030		603.46	603.46
02/25/2027	Coupon	3137H4BY5	315,000.00	FHMS K-746 A2 2.031 09/25/2028		533.14	533.14
February 2027 Total					1,182,114.11	199,011.68	1,381,125.79
MARCH 2027							
03/01/2027	Coupon	91282CGQ8	380,000.00	UNITED STATES TREASURY 4.0 02/28/2030		7,600.00	7,600.00
03/01/2027	Coupon	91282CGQ8	700,000.00	UNITED STATES TREASURY 4.0 02/28/2030		14,000.00	14,000.00
03/01/2027	Coupon	91282CLK5	700,000.00	UNITED STATES TREASURY 3.625 08/31/2029		12,687.50	12,687.50
03/01/2027	Coupon	91282CQD6	700,000.00	UNITED STATES TREASURY 3.5 02/28/2031		12,250.00	12,250.00
03/01/2027	Coupon	91282CQD6	700,000.00	UNITED STATES TREASURY 3.5 02/28/2031		12,250.00	12,250.00
03/09/2027	Coupon	002824BR0	275,000.00	ABBOTT LABORATORIES 3.7 03/09/2029		5,087.50	5,087.50
03/09/2027	Coupon	57636QAW4	290,000.00	MASTERCARD INC 4.875 03/09/2028		7,068.75	7,068.75
03/10/2027	Coupon	3130ATS57	700,000.00	FEDERAL HOME LOAN BANKS 4.5 03/10/2028		15,750.00	15,750.00
03/15/2027	Coupon	12572QAL9	250,000.00	CME GROUP INC 4.4 03/15/2030		5,500.00	5,500.00
03/15/2027	Coupon	34532BAG6	170,000.00	FORDO 2025-B A3 3.91 04/15/2030		553.92	553.92
03/15/2027	Coupon	437076DJ8	250,000.00	HOME DEPOT INC 3.95 09/15/2030		4,937.50	4,937.50
03/15/2027	Coupon	437921AD1	105,000.00	HAROT 252 A3 4.15 10/15/2029		349.16	349.16
03/15/2027	Principal Paydown	437921AD1	105,000.00	HAROT 252 A3 4.15 10/15/2029	6,242.74		6,242.74
03/15/2027	Coupon	43814YAD3	265,000.00	HAROT 2026-2 A3 4.3 11/15/2030		662.50	662.50
03/15/2027	Coupon	448976AD2	140,000.00	HART 2024-C A3 4.41 05/15/2029		324.82	324.82
03/15/2027	Principal Paydown	448976AD2	140,000.00	HART 2024-C A3 4.41 05/15/2029	6,656.69		6,656.69
03/15/2027	Coupon	448981AD2	230,000.00	HART 2026-A A3 3.79 02/18/2031		726.42	726.42
03/15/2027	Coupon	44934QAD3	85,659.75	HART 2024-B A3 4.84 03/15/2029		169.45	169.45
03/15/2027	Principal Paydown	44934QAD3	85,659.75	HART 2024-B A3 4.84 03/15/2029	3,557.10		3,557.10
03/15/2027	Coupon	47787CAC7	142,933.11	JDOT 2023-C A3 5.48 05/15/2028		126.71	126.71
03/15/2027	Principal Paydown	47787CAC7	142,933.11	JDOT 2023-C A3 5.48 05/15/2028	8,034.43		8,034.43
03/15/2027	Coupon	47787DAD3	120,000.00	JDOT 2026 A3 3.87 08/15/2030		444.00	444.00
03/15/2027	Coupon	58770XAD5	360,000.00	MBALT 2025-B A3 3.88 04/16/2029		1,164.00	1,164.00

CASH FLOW REPORT



City of Gardena Cons | Account #10647 | As of April 30, 2026

Payment Date	Transaction Type	CUSIP	Quantity	Security Description	Principal Amount	Income	Total Amount
03/15/2027	Coupon	58770YAD3	95,000.00	MBALT 2026-A A3 3.93 01/15/2030		311.13	311.13
03/15/2027	Coupon	58770YAD3	100,000.00	MBALT 2026-A A3 3.93 01/15/2030		327.50	327.50
03/15/2027	Coupon	58933YBQ7	250,000.00	MERCK & CO INC 4.15 09/15/2030		5,187.50	5,187.50
03/15/2027	Coupon	63743HFJ6	240,000.00	NATIONAL RURAL UTILITIES COOPERATIVE FINANCE CORP 5.05 09/15/2028		6,060.00	6,060.00
03/15/2027	Coupon	89231GAD0	220,000.00	TAOT 2025-D A3 3.84 06/17/2030		704.00	704.00
03/15/2027	Coupon	89239TAD4	105,000.00	TAOT 2024-D A3 4.4 06/15/2029		221.47	221.47
03/15/2027	Principal Paydown	89239TAD4	105,000.00	TAOT 2024-D A3 4.4 06/15/2029	4,605.76		4,605.76
03/15/2027	Coupon	89240KAD0	145,000.00	TAOT 2026-A A3 3.86 09/15/2030		466.42	466.42
03/15/2027	Coupon	91282CLL3	700,000.00	UNITED STATES TREASURY 3.375 09/15/2027		11,812.50	11,812.50
03/15/2027	Coupon	91282CMS7	700,000.00	UNITED STATES TREASURY 3.875 03/15/2028		13,562.50	13,562.50
03/15/2027	Coupon	92970QAK1	125,000.00	WFCIT 2026-1 A 4.08 04/15/2031		425.00	425.00
03/15/2027	Coupon	92970QAK1	255,000.00	WFCIT 2026-1 A 4.08 04/15/2031		867.00	867.00
03/16/2027	Coupon	38014AAD3	95,000.00	GMCAR 2024-4 A3 4.4 08/16/2029		192.54	192.54
03/16/2027	Principal Paydown	38014AAD3	95,000.00	GMCAR 2024-4 A3 4.4 08/16/2029	4,288.37		4,288.37
03/22/2027	Coupon	36273VAD7	195,000.00	GMALT 2026-1 A3 3.88 01/22/2029		630.50	630.50
03/22/2027	Coupon	36275AAD1	115,000.00	GMALT 2026-2 A3 4.35 03/20/2029		416.88	416.88
03/22/2027	Coupon	362962AD4	155,000.00	GMALT 2025-2 A3 4.58 05/22/2028		230.81	230.81
03/22/2027	Principal Paydown	362962AD4	155,000.00	GMALT 2025-2 A3 4.58 05/22/2028	15,670.82		15,670.82
03/22/2027	Coupon	379965AD8	155,000.00	GMALT 2025-3 A3 4.17 08/21/2028		424.83	424.83
03/22/2027	Principal Paydown	379965AD8	155,000.00	GMALT 2025-3 A3 4.17 08/21/2028	21,350.91		21,350.91
03/22/2027	Coupon	43815CAD0	175,000.00	HAROT 2026-1 A3 3.78 09/23/2030		551.25	551.25
03/22/2027	Coupon	459058LR2	205,000.00	INTERNATIONAL BANK FOR RECONSTRUCTION AND DEVELOPM 4.125 03/20/2030		4,228.13	4,228.13
03/22/2027	Coupon	92348KDY6	255,000.00	VZMT 2025-3 A1A 4.51 03/20/2030		958.38	958.38
03/22/2027	Effective Maturity	92348KDY6	255,000.00	VZMT 2025-3 A1A 4.51 03/20/2030	255,000.00		255,000.00
03/25/2027	Coupon	05594HAD5	180,000.00	BMWLT 2025-2 A3 3.97 09/25/2028		459.46	459.46
03/25/2027	Coupon	05594HAD5	180,000.00	BMWLT 2025-2 A3 3.97 09/25/2028		459.46	459.46
03/25/2027	Principal Paydown	05594HAD5	180,000.00	BMWLT 2025-2 A3 3.97 09/25/2028	17,148.06		17,148.06
03/25/2027	Principal Paydown	05594HAD5	180,000.00	BMWLT 2025-2 A3 3.97 09/25/2028	17,148.06		17,148.06
03/25/2027	Coupon	05594YAD8	160,000.00	BMWLT 2026-1 A3 4.15 05/25/2029		640.00	640.00
03/25/2027	Coupon	05594YAD8	160,000.00	BMWLT 2026-1 A3 4.15 05/25/2029		640.00	640.00

CASH FLOW REPORT



City of Gardena Cons | Account #10647 | As of April 30, 2026

Payment Date	Transaction Type	CUSIP	Quantity	Security Description	Principal Amount	Income	Total Amount
03/25/2027	Coupon	096924AD7	220,000.00	BMWOT 2025-A A3 4.56 09/25/2029		560.43	560.43
03/25/2027	Principal Paydown	096924AD7	220,000.00	BMWOT 2025-A A3 4.56 09/25/2029	9,882.19		9,882.19
03/25/2027	Coupon	3137F2LJ3	177,829.25	FHMS K-066 A2 3.117 06/25/2027		414.93	414.93
03/25/2027	Principal Paydown	3137F2LJ3	177,829.25	FHMS K-066 A2 3.117 06/25/2027	29,524.57		29,524.57
03/25/2027	Coupon	3137FEBQ2	350,000.00	FHMS K-072 A2 3.444 12/25/2027		1,003.52	1,003.52
03/25/2027	Coupon	3137FEBQ2	500,000.00	FHMS K-072 A2 3.444 12/25/2027		1,433.59	1,433.59
03/25/2027	Principal Paydown	3137FEBQ2	350,000.00	FHMS K-072 A2 3.444 12/25/2027	737.13		737.13
03/25/2027	Principal Paydown	3137FEBQ2	500,000.00	FHMS K-072 A2 3.444 12/25/2027	1,053.04		1,053.04
03/25/2027	Coupon	3137FETN0	465,000.00	FHMS K-073 A2 3.35 01/25/2028		1,283.81	1,283.81
03/25/2027	Principal Paydown	3137FETN0	465,000.00	FHMS K-073 A2 3.35 01/25/2028	995.28		995.28
03/25/2027	Coupon	3137FHPJ6	325,000.00	FHMS K-080 A2 3.926 07/25/2028		1,063.29	1,063.29
03/25/2027	Coupon	3137FJEH8	155,000.00	FHMS K-081 A2 3.9 08/25/2028		503.75	503.75
03/25/2027	Coupon	3137FJKE8	220,000.00	FHMS K-082 A2 3.92 09/25/2028		718.67	718.67
03/25/2027	Coupon	3137FJKE8	460,000.00	FHMS K-082 A2 3.92 09/25/2028		1,502.67	1,502.67
03/25/2027	Coupon	3137FJXV6	297,000.00	FHMS K-083 A2 4.05 09/25/2028		1,002.38	1,002.38
03/25/2027	Coupon	3137FJZ93	240,000.00	FHMS K-084 A2 3.78 10/25/2028		756.00	756.00
03/25/2027	Coupon	3137FK4M5	350,000.00	FHMS K-085 A2 4.06 10/25/2028		1,184.17	1,184.17
03/25/2027	Coupon	3137FKUP9	338,450.29	FHMS K-087 A2 3.771 12/25/2028		1,050.87	1,050.87
03/25/2027	Principal Paydown	3137FKUP9	338,450.29	FHMS K-087 A2 3.771 12/25/2028	498.99		498.99
03/25/2027	Coupon	3137FLN91	350,000.00	FHMS K-091 A2 3.505 03/25/2029		1,022.29	1,022.29
03/25/2027	Coupon	3137FMTY8	700,000.00	FHMS K-094 A2 2.903 06/25/2029		1,693.42	1,693.42
03/25/2027	Coupon	3137FRUT6	350,000.00	FHMS K-106 A2 2.069 01/25/2030		603.46	603.46
03/25/2027	Coupon	3137H4BY5	315,000.00	FHMS K-746 A2 2.031 09/25/2028		533.14	533.14
03/26/2027	Coupon	743315AW3	250,000.00	PROGRESSIVE CORP 3.2 03/26/2030		4,000.00	4,000.00
03/26/2027	Coupon	743315AW3	300,000.00	PROGRESSIVE CORP 3.2 03/26/2030		4,800.00	4,800.00
March 2027 Total					402,394.14	176,559.82	578,953.97
Grand Total			266,076,797.35		10,297,290.80	2,299,090.06	12,596,380.86

IMPORTANT DISCLOSURES



City of Gardena Cons | Account #10647 | As of April 30, 2026

Chandler Asset Management, Inc. (“Chandler”) is an SEC registered investment adviser. For additional information about our firm, please see our current disclosures (Form ADV). To obtain a copy of our current disclosures, you may contact your client service representative by calling the number on the front of this statement or you may visit our website at www.chandlerasset.com.

Information contained in this monthly statement is confidential and is provided for informational purposes only and should not be construed as specific investment or legal advice. The information contained herein was obtained from sources believed to be reliable as of the date of this statement, but may become outdated or superseded at any time without notice.

Custody: Your qualified custodian bank maintains control of all assets reflected in this statement and we urge you to compare this statement to the one you receive from your qualified custodian. Chandler does not have any authority to withdraw or deposit funds from/to the custodian account.

Valuation: Prices are provided by IDC, an independent pricing source. In the event IDC does not provide a price or if the price provided is not reflective of fair market value, Chandler will obtain pricing from an alternative approved third party pricing source in accordance with our written valuation policy and procedures. Our valuation procedures are also disclosed in Item 5 of our Form ADV Part 2A.

Performance: Performance results are presented gross-of-advisory fees and represent the client’s Total Return. The deduction of advisory fees lowers performance results. These results include the reinvestment of dividends and other earnings. Past performance may not be indicative of future results. Therefore, clients should not assume that future performance of any specific investment or investment strategy will be profitable or equal to past performance levels. All investment strategies have the potential for profit or loss. Economic factors, market conditions or changes in investment strategies, contributions or withdrawals may materially alter the performance and results of your portfolio.

Source ICE Data Indices, LLC (“ICE”), used with permission. ICE PERMITS USE OF THE ICE INDICES AND RELATED DATA ON AN “AS IS” BASIS; ICE, ITS AFFILIATES AND THEIR RESPECTIVE THIRD PARTY SUPPLIERS DISCLAIM ANY AND ALL WARRANTIES AND REPRESENTATIONS, EXPRESS AND/OR IMPLIED, INCLUDING ANY WARRANTIES OF MERCHANTABILITY OR FITNESS FOR A PARTICULAR PURPOSE OR USE, INCLUDING THE INDICES, INDEX DATA AND ANY DATA INCLUDED IN, RELATED TO, OR DERIVED THEREFROM. NEITHER ICE DATA, ITS AFFILIATES OR THEIR RESPECTIVE THIRD PARTY PROVIDERS GUARANTEE THE QUALITY, ADEQUACY, ACCURACY, TIMELINESS OR COMPLETENESS OF THE INDICES OR THE INDEX DATA OR ANY COMPONENT THEREOF, AND THE INDICES AND INDEX DATA AND ALL COMPONENTS THEREOF ARE PROVIDED ON AN “AS IS” BASIS AND LICENSEE’S USE IS AT LICENSEE’S OWN RISK. ICE DATA, ITS AFFILIATES AND THEIR RESPECTIVE THIRD PARTY DO NOT SPONSOR, ENDORSE, OR RECOMMEND CHANDLER, OR ANY OF ITS PRODUCTS OR SERVICES.

Index returns assume reinvestment of all distributions. Historical performance results for investment indexes generally do not reflect the deduction of transaction and/or custodial charges or the deduction of an investment management fee, the incurrence of which would have the effect of decreasing historical performance results. It is not possible to invest directly in an index.

Ratings: Ratings information have been provided by Moody’s, S&P and Fitch through data feeds we believe to be reliable as of the date of this statement, however we cannot guarantee its accuracy.

Security level ratings for U.S. Agency issued mortgage-backed securities (“MBS”) reflect the issuer rating because the securities themselves are not rated. The issuing U.S. Agency guarantees the full and timely payment of both principal and interest.

LGIP Yields: Reported yields for local government investment pools may be presented as either the 30-day yield or the monthly distribution yield, as applicable. For certain funds, the 30-day yield is calculated using reported daily yield data. Yield calculations are subject to change and may not be directly comparable across funds.

LAIF Yields: Additional Disclosure for CA Clients - As a result of a reporting lag from the Local Agency Investment Fund (LAIF), reported LAIF yields represent the most recently available Daily Effective Yield and may reflect data from approximately 7–10 days prior to month-end.