

# GARDENA CITY COUNCIL

## Regular Meeting Notice and Agenda

Council Chamber at City Hall  
1700 W. 162<sup>nd</sup> Street, Gardena, California  
Website: [www.cityofgardena.org](http://www.cityofgardena.org)

TASHA CERDA, *Mayor*  
ART KASKANIAN, *Mayor Pro Tem*  
MARK E. HENDERSON, *Council Member*  
DAN MEDINA, *Council Member*  
RODNEY G. TANAKA, *Council Member*

MINA SEMENZA, *City Clerk*  
J. INGRID TSUKIYAMA, *City Treasurer*  
CLINT OSORIO, *City Manager*  
CARMEN VASQUEZ, *City Attorney*  
LISA KRANITZ, *Assistant City Attorney*  
PETER L. WALLIN, *Deputy City Attorney*

**Tuesday, February 11, 2020**

**Closed Session – 7:00 p.m.**

**Open Session – 7:30 p.m.**

---

**The City of Gardena, in complying with the Americans with Disabilities Act (ADA),** requests individuals who require special accommodations to access, attend and/or participate in the City meeting due to disability, to please contact the City Clerk's Office by phone (310) 217-9565 or email [msemenza@cityofgardena.org](mailto:msemenza@cityofgardena.org) at least two business days prior to the scheduled meeting to ensure assistance is provided. Assistive listening devices are available.

**PUBLIC COMMENT:** The City Council will hear from the public on any item on the agenda or any item of interest that is not on the agenda at the following times:

- Agenda Items – at the time the City Council considers the item or during Oral Communications
- Non-agenda Items – during Oral Communications
- Public Hearings – at the time for Public Hearings listed on the Agenda

If you wish to address the Council, please complete a "Speaker Request" form and present it to the City Clerk. You will be called to the podium by name when it is your turn to address the Council. The City Council cannot legally take action on any item not scheduled on the agenda. Such items may be referred for administrative action or scheduled on a future agenda.

---

### STANDARDS OF BEHAVIOR THAT PROMOTE CIVILITY AT ALL PUBLIC MEETINGS

- Treat everyone **courteously**;
- Listen to others **respectfully**;
- Exercise **self-control**;
- Give **open-minded** consideration to all viewpoints;
- Focus on the issues and **avoid personalizing debate**; and
- **Embrace respectful disagreement** and dissent as democratic rights, inherent components of an inclusive public process, and tools for forging sound decisions.

***Thank you for your attendance and cooperation.***

1. ROLL CALL

2. CLOSED SESSION

A. CONFERENCE WITH LABOR NEGOTIATORS  
Government Code Section 54957.6

(1) Agency Designated Representative:

Clint Osorio, City Manager

Employee Organizations:

Gardena Police Officers Association (GPOA)

Mike Sargent, Association President

Gardena Management Employees Organization (GMEO)

Vicky L. Barker, Attorney

Gardena Municipal Employees Association (GMEA)

Fred G. Quiel, Attorney

Confidential / Unrepresented Employees

3. PLEDGE OF ALLEGIANCE & INVOCATION

A. PLEDGE OF ALLEGIANCE

Miranda Giron and Chris Contreras

Pacific Lutheran Junior/Senior High School

B. INVOCATION

The Reverend John E. Ward, Senior Pastor/Minister of Music

First Southern Baptist Church of Gardena

4. PRESENTATIONS, PROCLAMATIONS, & APPOINTMENTS

A. PRESENTATIONS

(1) Gardena Military Veteran Recognition to Honor Veteran Adolphus Tate Jr., who served in the U.S. Army. He was chosen at the recommendation of Council Member Dan Medina.  
***(To be accepted by Mr. Tate Jr.)***

B. PROCLAMATIONS

(1) "BLACK HISTORY MONTH," February 2020 ***(to be proclaimed only)***

C. APPOINTMENTS

(1) Council Appointments to Commissions, Committees, Councils, and Boards  
(Appointees to be Ratified and Sworn In)

(a) Human Services Commission

(b) Planning and Environmental Quality Commission

(c) Recreation and Parks Commission

(d) Senior Citizens Commission

(e) Gardena Youth Commission

(f) Gardena Beautification Committee

(g) Gardena Economic Business Advisory Council

(h) Gardena Rent Mediation Board, Owner Representative

#### 4. PRESENTATIONS, PROCLAMATIONS, & APPOINTMENTS (Continued)

##### C. APPOINTMENTS (Continued)

- (1) Council Appointments to Commissions, Committees, Councils, and Boards  
(Appointees to be Ratified and Sworn In) (Continued)
  - (i) Gardena Rent Mediation Board, Tenant Representative
  - (j) Gardena Rent Mediation Board, At-Large Representative

#### 5. CONSENT CALENDAR

##### NOTICE TO THE PUBLIC

**Roll Call Vote Required on Consent Calendar** All matters listed under the Consent Calendar will be enacted by one motion unless a Council member requests Council discussion, in which case that item will be removed from the Consent Calendar and considered separately following this portion of the agenda.

A. Waiver of Reading in Full of All Ordinances Listed on This Agenda and That They Be Read by Title Only

##### B. CITY CLERK

- (1) Approval of Minutes
  - (a) Gardena City Council Regular Meeting, January 28, 2020
- (2) Affidavit of Posting Agenda on February 7, 2020

##### C. CITY TREASURER

- (1) Approval of Warrants / Payroll Register
  - (a) February 11, 2020

##### D. CITY MANAGER

- (1) Personnel Report No. P-2020-3
- (2) **SECOND READING: ORDINANCE NO. 1811:** Enacting a Transaction and Use Tax (Sales Tax) to be Administered by the California Department of Tax and Fee Administration, Subject to Adoption by the Electorate (*Introduced by Council Member Rodney G. Tanaka, November 26, 2019*)
- (3) Acceptance of Projects and Notice of Completion  
Normandie Ave. Street Improvement, Redondo Beach Blvd. to Artesia Blvd., JN 920  
All American Asphalt
- (4) Approve Funding Agreement Between the Los Angeles County Metropolitan Transportation Authority (Metro) and the City of Gardena for Metro ExpressLanes Direct Allocation Funds for Incremental Transit Service Program

5. CONSENT CALENDAR (Continued)

D. CITY MANAGER (Continued)

- (5) Ratify Administrative Approval of the Elderly Nutrition Program Contract ENP162006 Amendment Four

6. EXCLUDED CONSENT CALENDAR

7. PLANNING & ENVIRONMENTAL QUALITY COMMISSION ACTION SHEET

A. February 4, 2020, MEETING – Meeting Cancelled

ORAL COMMUNICATIONS

*Oral Communications by the public will be heard for one-half hour at or before 8:30 p.m. or at the conclusion of the last agenda item commenced prior to 8:30 p.m. Oral Communications not concluded at that time shall be resumed at the end of the meeting after Council Reports. Speakers are to limit their remarks to three minutes, unless extended by the Mayor. An amber light will appear to alert the speaker when two minutes are complete, and a red light will appear when three minutes are over. Your cooperation is appreciated.*

8. DEPARTMENTAL ITEMS

A. ADMINISTRATIVE SERVICES – No Items

B. COMMUNITY DEVELOPMENT

- (1) PUBLIC HEARING: Adoption of the 2019 California State Building Code with Local Amendments

(a) ORDINANCE NO. 1815, Repealing Chapter 15.04 of the Gardena Municipal Code and Adopting a New Chapter 15.04 that Adopts by Reference the 2019 California Building Standards Code with Amendments, Except Part 9, and Readopts Section 15.04.020 Relating to Fees (*Introduced by Council Member Dan Medina, January 14, 2020*)

(b) RESOLUTION NO. 6424, Setting Forth Findings for Required Amendments to the 2019 California State Building Code Relative to Local Climate, Topographic and Geologic Conditions

APPLICANT: City of Gardena

**Staff Recommendation: Conduct Public Hearing; (Note: Each speaker's comments to be limited to three [3] Minutes); Adopt Ordinance No. 1815; Adopt Resolution No. 6424**

C. ELECTED & ADMINISTRATIVE OFFICES

- (1) FIRST READING: ORDINANCE NO. 1816: Amending Section 5.24.170 of the Gardena Municipal Code regarding Card Club Employee Work Permits

**Staff Recommendation: Introduce Ordinance No. 1816**

D. GENERAL SERVICES – No Items

8. DEPARTMENTAL ITEMS (Continued)

E. POLICE

- (1) RESOLUTION NO 6432, Approving the Acceptance and Award from the State of California Department of Justice, Office of the Attorney General, Tobacco Law Enforcement Program in the Amount of \$74,817.00

**Staff Recommendation: Adopt Resolution No. 6432**

F. RECREATION & HUMAN SERVICES – No Items

G. TRANSPORTATION – No Items

9. COUNCIL ITEMS, DIRECTIVES, & REMARKS

A. COUNCIL ITEMS – No Items

B. COUNCIL DIRECTIVES

C. CITY MANAGER REMARKS RE: DIRECTIVES / COUNCIL ITEMS

D. COUNCIL REMARKS

- (1) MAYOR PRO TEM KASKANIAN  
(2) COUNCIL MEMBER TANAKA  
(3) COUNCIL MEMBER HENDERSON  
(4) MAYOR CERDA  
(5) COUNCIL MEMBER MEDINA

10. ANNOUNCEMENTS

11. REMEMBRANCES

**Mr. Kenneth L. Dixon**, 62 years of age, beloved father of Recreation Leader I Kendra Dixon of the City of Gardena Recreation and Human Services Department and the beloved husband of former City of Gardena employee Deborah Dixon who worked in the Human Resources Division; **Mrs. AnnaBella Lillie Ward**, 96 years old, long-time resident of the Gardena area, who loved to shop in Gardena and be involved in Gardena activities, and all the grandchildren she raised attended Gardena schools; **Mr. Michael Doerschel**, 50 years old, the beloved son of Mrs. Sheila Doerschel, who is a long-time Gardena resident and businesswoman, as well as a member of COPCAP and the Gardena Valley Lions Club; **Mrs. Linda Platas**, age 55 years, the beloved Step-Mother of Customer Service Clerk I Sarah Platas, with the City of Gardena Transportation Department; **Ms. Diane Hill**, 62 years old, beloved sister of Bus Operator Tonya Hill, with the City of Gardena Transportation Department; and **The Honorable Council Member Emeritus Gwendolyn Joyce Duffy**, 97 years old, long-time resident of Gardena; the first woman to be elected to the Gardena City Council, serving the City in that capacity from April 1982 until March 1999; and honored on the City's Wall of Fame in 2001. She was a member of the VFW Ladies Auxiliary, Gardena Emblem Club, Gardena Valley Friends of the Library, the Gardena-Carson Family YMCA Board of Directors, the former YWCA of Gardena Valley, the Gardena Sister City Association, and Gardena Drug and Alcohol Abuse Prevention (G-DAAP) to name a few. She also chaired the former Gardena WeTIP Committee. Additionally, she was the recipient of numerous local, state, and international awards for her dedicated service which focused on family, youth, education, community, and good government.

**12. ADJOURNMENT**

The Gardena City Council will adjourn to a Regular City Council Meeting, at 7:00 p.m., on Tuesday, February 25, 2020.

I hereby certify under penalty of perjury under the laws of the State of California that the foregoing agenda was posted in the City Hall lobby not less than 72 hours prior to the meeting. A copy of said Agenda is on file in the Office of the City Clerk.

Dated this 7<sup>th</sup> day of February, 2020

/s/ MINA SEMENZA  
MINA SEMENZA, City Clerk

## GARDENA MILITARY VETERAN RECOGNITION

### HONORING

# ADOLPHUS TATE JR.

*(selected by Council Member Dan Medina)*

Born in Turrell, Arkansas, Mr. Adolphus Tate Jr. is 77 years old, and a long-time resident of Gardena.

### Military Service:

When 22 years old, Mr. Tate enlisted in the U.S. Army on December 18, 1964, and served on Active Duty until he was Honorably Discharged on September 23, 1966 and remained in Reserve Service until December 17, 1970.

When discharged, his Army Specialty was Power Generation Specialist at the rank of Specialist 4 (T) E-4.

His Army service was in South Korea with the HHB 1<sup>st</sup> TAB 25<sup>th</sup> Artillery I Corps, under the Fourth Missile Command, a major subordinate command of the U.S. Eighth Army, and was stationed at Camp Page, nearby Chunchon, South Korea.

The Camp's major feature was an airstrip that was built after Chunchon was recaptured from Communist forces in March 1951. The soldiers at Camp Page contributed greatly to the postwar restoration of Chunchon.

The military forces at Camp Page also played an important role defending the region against the threats of North Korea which was so close to Chunchon in the Kangwon province (which borders the demilitarized zone separating the two Koreas).

### Awards:

For Specialist Adolphus Tate's military service, he was awarded the:

- Good Conduct Medal
- National Defense Service Medal

*TO BE PROCLAIMED ONLY*

**“ BLACK HISTORY MONTH ”**  
**~ February 2020 ~**

Black History Month is observed nation-wide during February each year to recognize the past achievements and current status of African Americans in our Country, as it coincides with the birthday of the great black leader Frederick Douglass on February 14 and the birthday of U.S. President Abraham Lincoln on February 12. The observance was officially established as Black History Month in February 1976.

The Gardena Hollypark Youth Affairs Alliance initiated the observance of Black History Month in our community as part of the Dr. Martin Luther King Jr. birthday commemorative activities, in the belief that “the role of history in the life of a people is to give them a kind of measurement as to where they have been and where they are now; and if they understand history correctly, they will have some definition of what they must become.”

Gardena’s annual activities during February 2020 will include an “Afternoon in the Park” Celebration, featuring ‘College Row,’ ‘Cheer Showcase,’ Food Trucks, 2020 Census, Resource, and Retail Booths, Live Entertainment, and more, on Saturday, February 29, at Rowley Park, from 10:00 a.m. to 2:00 p.m. This event will provide the community with an opportunity to reflect on the strengths of Black heritage and family lifestyle, as well as providing African American citizens with a positive sense of racial identity.

Therefore, I, TASHA CERDA, MAYOR OF THE CITY OF GARDENA, CALIFORNIA, do hereby proclaim **FEBRUARY 2020** to be

**BLACK HISTORY MONTH**

in the City of Gardena, and urge the citizens of our multi-cultural community to take part in activities planned for our annual Black History Month observance.



A CELEBRATION OF BLACK HISTORY

# Afternoon in the Park

**Saturday, February 29, 2020**  
10:00 am - 2:00 pm

Featuring

**COLLEGE ROW**

College Representatives  
Application Assistance  
Financial Aid Information

**CHEER SHOWCASE**

Open to all Divisions  
Spirit Awards will be distributed

Rowley Park  
13220 S. Van Ness Avenue

Entertainment  
2020 Census Booth  
Resource Booths  
Retail Booths  
Food Trucks



GARDENA EVENTS



@GARDENAEVENTS



(310) 217-9537

**MINUTES  
Regular Meeting of the  
City of Gardena City Council  
Tuesday, January 28, 2020**

The regular meeting of the City Council of the City of Gardena, California, was called to order at 7:00 p.m. on Tuesday, January 28, 2020, in the Council Chamber of City Hall, 1700 West 162<sup>nd</sup> Street, Gardena, California; Mayor Tasha Cerda presiding.

**1. ROLL CALL**

Present: Mayor Tasha Cerda; Mayor Pro Tem Art Kaskanian; Council Member Mark E. Henderson; and Council Member Rodney G. Tanaka. Council Member Dan Medina was away on excused absence. Other City officials and employees present: City Manager Clint Osorio; City Attorney Carmen Vasquez; City Clerk Mina Semenza; and Deputy City Clerk Becky Romero. City Treasurer Ingrid Tsukiyama was not present.

At 7:00 p.m., the City Council recessed into Closed Session in the Management Information Center of the Council Chamber at City Hall, with the following in attendance: Mayor Tasha Cerda; Mayor Pro Tem Art Kaskanian; Council Member Mark E. Henderson; Council Member Rodney G. Tanaka; City Manager Clint Osorio; and City Attorney Carmen Vasquez.

**2. CLOSED SESSION**

**A. CONFERENCE WITH LEGAL COUNSEL  
ANTICIPATED LITIGATION**

Government Code Section 54956.9(d)(2)

(1) Two cases

**B. CONFERENCE WITH LABOR NEGOTIATORS**

Government Code Section 54957.6

(1) Agency Designated Representative:

Clint Osorio, City Manager

Employee Organization:

Gardena Police Officers Association (GPOA)

Mike Sargent, Association President

Gardena Management Employees Organization (GMEO)

Vicky L. Barker, Attorney

Gardena Municipal Employees Association (GMEA)

Fred G. Quiel, Attorney

Confidential / Unrepresented Employees

**Mayor Cerda reconvened the meeting to the Regular Open Session at 8:06 p.m., and the City Clerk noted the return of all Council Members who were present at the meeting.**

*When City Attorney Vasquez was asked if there were any reportable actions from the Closed Session, she stated that no reportable action had been taken.*

**3. PLEDGE OF ALLEGIANCE & INVOCATION**

**A. PLEDGE OF ALLEGIANCE**

Anthony Fernandez led the Pledge of Allegiance. Anthony is a student at Gardena High School. Anthony was presented a Certificate of Recognition by the City Council for his positive life-changing decisions and achievements and then was recognized by the Officer Sterling Kim and the staff at GJJIP who congratulated him for his amazing accomplishments while in the GJJIP-sponsored program. He was given an opportunity to speak and expressed how grateful he is for the opportunity to participate in the program and the support he has received. He introduced his family. Then he thanked the Council for inviting them to lead the Pledge of Allegiance.

**B. INVOCATION**

The Reverend Owen R. Black, Pastor of Canaan Inheritance Worship Center, led the Invocation.

**4. PRESENTATIONS, PROCLAMATIONS, & APPOINTMENTS**

**A. PRESENTATIONS**

- (1) Gardena Military Veteran Recognition to Honor Veteran Mr. Jorge Serrano, who served in the U.S. Marine Corps. *Mayor Pro Tem Kaskanian thanked Mr. Serrano for his military service. Then Mayor Cerda read a brief Biography and Mr. Serrano was presented with a City of Gardena Veterans Commemorative Coin. Mr. Serrano was given an opportunity to speak, and appropriate photos were taken.*
- (2) Certificate of Recognition to the Members of City of Gardena Explorer Post #142 for their Successes this month in the 22<sup>nd</sup> Annual Chandler Tactical Competition, held in Arizona – *was accepted by Members of the Explorer Post #142 and their Leaders Detectives Octavio Saldana, and Roberto Rosales, Officers Tyler Nash, Liliana Pinela, Mayda Zelaya, Victor Saldana, Michael Medeiros and Sergeant Patrick Goodpaster.* Chief Mike Saffell spoke and shared about the competition activities and gave the names of Post members who won high marks in the competition.
- (3) Certificates of Special Recognition to Gardena Senior High School Varsity Football Team; Winners of the: 2019 LA City Division III Championship; 2019 2<sup>nd</sup> Place State Division 7AA Championship; and 2019 CIF California Southern Regional Division 7AA Championship - *was accepted by Gardena High School Football Team Members, Coaches, and School Administrators.* Principal Rosalie Martinez spoke and thanked the Council, on behalf of Gardena High School and the Team.
- (4) Certificates of Commendation in Recognition of Receiving 2020 CALIFORNIA DISTINGUISHED SCHOOL AWARDS to:
  - (a) 156<sup>th</sup> Street Elementary School – *was accepted by Mrs. Sidra Dudley, Principal, 156<sup>th</sup> Street Elementary School*
  - (b) Chapman Elementary School – *was accepted by Mrs. Sheronda Dowdell, Principal, Chapman Elementary School*
- (5) Certificate of Recognition to Zeta Phi Beta Sorority, Inc. and Gardena Chapter Phi Theta Zeta in Honor of the International Centennial Celebration of the Incorporation of the Sorority, held January 16-18, 2020 – *was accepted by Ms. Michelle Miller, MPA, President of Phi Theta Zeta Chapter, joined by many members of the Phi Theta Zeta Chapter.*

**ADDED PRESENTATION (not previously on posted Agenda):**

- (6) “Operation Valentine” – Mrs. Charlotte Lynch was presented with a huge number of valentines by children in Gardena’s After-School Program who had made them. This was in response to a request made by Major Bill White, a 104-year old Marine Corps veteran, seeking to collect the most valentines. Recreation and Human Services Director Stephany Santin spoke and reported that Mrs. Lynch will send the valentines to Major White.

**4. PRESENTATIONS, PROCLAMATIONS, & APPOINTMENTS (Continued)**

**B. PROCLAMATIONS – *None***

**C. APPOINTMENTS – *No Appointments were made***

- (1) Council Appointments to Commissions, Committees, Councils, and Boards (Appointees to be Ratified and Sworn In)
  - (a) Human Services Commission
  - (b) Planning and Environmental Quality Commission
  - (c) Recreation and Parks Commission
  - (d) Senior Citizens Commission
  - (e) Gardena Youth Commission
  - (f) Gardena Beautification Committee
  - (g) Gardena Economic Business Advisory Council
  - (h) Gardena Rent Mediation Board, Owner Representative
  - (i) Gardena Rent Mediation Board, Tenant Representative
  - (j) Gardena Rent Mediation Board, At-Large Representative

**5. CONSENT CALENDAR**

**A. WAIVER OF READING IN FULL OF ALL ORDINANCES LISTED ON THIS AGENDA AND THAT THEY BE READ BY TITLE ONLY**

**B. CITY CLERK**

- (1) **Approved:** Minutes of
  - (a) Gardena City Council Regular Meeting, January 14, 2020
- (2) **Approved:** Affidavit of Posting Agenda on January 24, 2020

**C. CITY TREASURER**

- (1) **Approved:** Warrants / Payroll Register
  - (a) January 28, 2020: Wire Transfer: 11850; Prepay: 157372; Check Nos. 157373-157561; for a total Warrants issued in the amount of \$1,842,415.46; Total Payroll Issued for January 17, 2020: \$2,221,085.61

**D. CITY MANAGER**

- (1) **Approved:** Personnel Report No. P-2020-2
- (2) **Approved:** RESOLUTION NO. 6430, Amending the List of Authorized Games and Authorizing the Play of Certain Games in Licensed Card Clubs

**RESOLUTION NO. 6430**

A RESOLUTION OF THE CITY COUNCIL OF THE CITY OF GARDENA, CALIFORNIA, AMENDING THE LIST OF AUTHORIZED GAMES AND AUTHORIZING THE PLAY OF CERTAIN GAMES IN LICENSED CARD CLUBS

5. CONSENT CALENDAR (Continued)

D. CITY MANAGER (Continued)

- (3) **Approved:** RESOLUTION NO. 6431, Authorizing the City of Gardena to Partner in the Filing of Compton Creekside Affordable Housing Sustainable Communities Grant with Los Angeles County and Approve Agreements

RESOLUTION NO. 6431

A RESOLUTION OF THE CITY COUNCIL OF THE CITY OF GARDENA, CALIFORNIA, AUTHORIZING THE CITY OF GARDENA TO PARTNER WITH THE COUNTY OF LOS ANGELES IN THE FILING OF AN APPLICATION WITH THE STATE OF CALIFORNIA DEPARTMENT OF HOUSING AND COMMUNITY DEVELOPMENT UNDER THE AFFORDABLE HOUSING SUSTAINABLE COMMUNITIES GRANT FOR THE COMPTON CREEKSIDE PROJECT

- (4) **Approved:** Purchase of Engines from Tom’s Truck Center North County, LLC in the Amount of \$46,488  
**Council Member Tanaka commented on the ‘no warranty’ of the purchase of these Engines.**
- (5) **Approved:** Ratify Administrative Approval of Agreement with Lily Lapenna for a Contract Total of \$66,250

**It was moved by Council Member Tanaka, seconded by Council Member Henderson, and carried by the following roll call vote to Approve all Items on the Consent Calendar, except for Item 5.D.(3):**

**Ayes: Council Members Tanaka and Henderson, Mayor Pro Tem Kaskanian, and Mayor Cerda**  
**Noes: None**  
**Absent: Council Member Medina**

6. EXCLUDED CONSENT CALENDAR

Council Member Henderson had asked that Item 5.D.(3) be pulled for discussion. He wanted to bring the partnership with this Agency to the community’s attention, and how it’s a positive thing.

**It was then moved by Council Member Tanaka, seconded by Council Member Henderson, and carried by the following roll call vote to Approve Item 5.D.(3):**

**Ayes: Council Members Tanaka and Henderson, Mayor Pro Tem Kaskanian, and Mayor Cerda**  
**Noes: None**  
**Absent: Council Member Medina**

7. PLANNING & ENVIRONMENTAL QUALITY COMMISSION ACTION SHEET

A. JANUARY 21, 2020, MEETING – Meeting Cancelled

ORAL COMMUNICATIONS

- (1) Ms. Lydia Gutierrez, Candidate for LAUSD School Board District #7 seat: introduced herself to Council and asked everyone to come out to vote at our March 3, 2020 Election.
- (2) Ms. Cheral Sherman, Vice-President, Friends of Gardena Willows Wetland Preserve: acknowledged Director of Recreation and Human Services Stephany Santin and thanked her for all her help and what she is doing to support the Preserve. Sherman also spoke about upcoming events, new changes, and hours of operation. She invited everyone to visit the Preserve.

8. DEPARTMENTAL ITEMS

A. ADMINISTRATIVE SERVICES - No Items

B. COMMUNITY DEVELOPMENT

- (1) URGENCY ORDINANCE NO. 1814, Amending the Gardena Municipal Code Relating to Accessory Dwelling Units and Junior Accessory Dwelling Units

URGENCY ORDINANCE NO. 1814

AN URGENCY ORDINANCE OF THE CITY COUNCIL OF THE CITY COUNCIL OF THE CITY OF GARDENA, CALIFORNIA, AMENDING THE ZONING PROVISIONS OF THE GARDENA MUNICIPAL CODE RELATING TO ACCESSORY DWELLING UNITS AND JUNIOR ACCESSORY DWELLING UNITS IN ACCORDANCE WITH STATE LAW

City Manager Osorio presented the Staff Report. Assistant City Attorney Kranitz presented a PowerPoint presentation.

There was a discussion which included the Mayor, Council Members, and Assistant City Attorney Kranitz regarding the problems we would face by adding these types of ADUs onto the property houses in our Community. Parking was the biggest concern. Assistant City Attorney Kranitz explained that if we did not comply by adopting this Urgency Ordinance, we would be found not compliant and our residents would have to follow this state mandated law. She also indicated that other Cities are not happy and are adopting similar Ordinances.

**It was moved by Council Member Tanaka, seconded by Council Member Henderson, and carried by the following roll call vote to Adopt Urgency Ordinance No. 1814, with the condition that an opposition letter be sent to Gardena's State Legislators:**

**Ayes: Council Members Tanaka and Henderson, Mayor Pro Tem Kaskanian, and Mayor Cerda**

**Noes: None**

**Absent: Council Member Medina**

C. ELECTED & ADMINISTRATIVE OFFICES

- (1) Consideration of the Sale of the Wireless Tower Lease for the Wireless Tower Located at Bell Park, 14708 S. Halldale Avenue, Gardena, California 90247

City Manager Osorio presented the Staff Report.

There was a discussion which included Mayor Pro Tem Kaskanian, Council Member Tanaka, and City Manager Osorio regarding the conditions of the sale. City Manager Osorio indicated that, as of now, we are here to get Council's authorization to sell; an agreement will then be drafted indicating the conditions and restrictions.

**It was moved by Council Member Henderson, seconded by Mayor Pro Tem Kaskanian, and carried by the following roll call vote to Make a Motion to Grant an Option to Purchase the Wireless Tower; and Authorize the City Manager and/or City Attorney to Conduct Negotiations to Finalize if Option is Exercised:**

**Ayes: Council Members Henderson, Mayor Pro Tem Kaskanian, Council Member Tanaka, and Mayor Cerda**

**Noes: None**

**Absent: Council Member Medina**

8. DEPARTMENTAL ITEMS (Continued)

D. GENERAL SERVICES

- (1) Approve Purchase Order to Vermeer Corporation for a Vermeer Tier 4 SC802 – 74HP Stump Cutter in the Amount of \$65,706.65 for Public Works Street & Highway Equipment Purchase, JN 942

City Manager Osorio presented the Staff Report.

There was a discussion which included Mayor, Council Members, City Manager Osorio, Public Works Principal Engineer Kevin Kwak, and Superintendent Kevin Thomas regarding West Coast Arborists contract with the City and how not maintaining 100% of our trees is in the contract. It was also discussed that West Coast Arborists identifies dead trees and then notifies us before there is any removal; this equipment purchase will give Public Works the flexibility of removing them on our own.

**It was moved by Council Member Henderson, seconded by Council Member Tanaka, and carried by the following roll call vote to Approve Purchase:**

**Ayes: Council Members Henderson and Tanaka, Mayor Pro Tem Kaskanian, and Mayor Cerda**  
**Noes: None**  
**Absent: Council Member Medina**

E. POLICE

- (1) Authorization to Purchase Eleven Portable Radios from Motorola Solutions, Inc., in the Amount of \$83,911.00, under the 2017 Homeland Security Program Grant

City Manager Osorio presented the Staff Report.

There was a discussion which included Council Member Henderson and Chief Saffell regarding the amount of radios that needed to be replaced.

**It was moved by Council Member Tanaka, seconded by Mayor Pro Tem Kaskanian, and carried by the following roll call vote to Authorize Purchase:**

**Ayes: Council Member Tanaka, Mayor Pro Tem Kaskanian, Council Member Henderson, and Mayor Cerda**  
**Noes: None**  
**Absent: Council Member Medina**

F. RECREATION & HUMAN SERVICES – No Items

G. TRANSPORTATION

- (1) Approve City of Gardena's GTrans FY 2020-2022 Short Range Transit Plan

City Manager Osorio presented the Staff Report.

There was a discussion which included Mayor Cerda and Transit Administrative Officer Dana Pynn regarding how every three (3) years the full Plan is completed. For the in-between years, only a portion is done.

8. DEPARTMENTAL ITEMS (Continued)

G. TRANSPORTATION (Continued)

- (1) Approve City of Gardena's GTrans FY 2020-2022 Short Range Transit Plan (Continued)

**It was moved by Mayor Pro Tem Kaskanian, seconded by Council Member Henderson, and carried by the following roll call vote to Approve Purchase:**

**Ayes: Mayor Pro Tem Kaskanian, Council Members Henderson and Tanaka, and Mayor Cerda**

**Noes: None**

**Absent: Council Member Medina**

9. COUNCIL ITEMS, DIRECTIVES, & REMARKS

A. COUNCIL ITEMS – No Items

B. COUNCIL DIRECTIVES

Mayor Cerda:

- (1) Asked about an agreement between City of Gardena and U-Haul; she had heard that the City entered into an agreement, but was not aware of it; and
- (2) Asked if the lighting and vegetation at Arthur Johnson Park could be looked at. Residents of the Senior Housing are starting to feel unsafe and the trees need to be trimmed back. Mayor Pro Tem Kaskanian seconded this request.

Council Member Henderson:

- (1) Asked about the CHASE Bank property at Purche/Rosecrans Avenues, if there has been any progress. Mayor Pro Tem Kaskanian seconded this request.

C. CITY MANAGER REMARKS RE: DIRECTIVES / COUNCIL ITEMS

City Manager Osorio gave a verbal report of information to follow-up matters that had been directed or requested by the Mayor and Members of Council. Written reports and flyers had already been provided to the Council via copies in their regular mail packets. Those items were, as follows:

- (1) Memo, status update regarding Mayor Pro Tem Kaskanian previous directive regarding the property located at 15019 Western Avenue. They are currently conducting an expansion project at the property; a permit is in effect for the duration of the project until 2020, projected completion of the project is this year;
- (2) Memo, status update regarding Council Member Henderson previous directive regarding the City's use of minority-owned banks;
- (3) Memo, status update regarding Mayor Cerda's previous directive regarding Public Health and informative materials that have been placed in GTrans buses regarding the ban of smoking and vaping;
- (4) Free Shredding Event for Gardena Residents on Saturday, 02/1/2020, from 9:00 a.m. to 1:00 p.m., at Gardena City Hall;

9. COUNCIL ITEMS, DIRECTIVES, & REMARKS (Continued)

C. CITY MANAGER REMARKS RE: DIRECTIVES / COUNCIL ITEMS (Continued)

- (5) An Informative Session, “The Truth about Vaping” will be held on Saturday, 02/8/2020, from 10:00 a.m. to 12:00 p.m. at Nakaoka Community Center;
- (6) Free Household Hazardous & Electronic Waste Recycling Roundup, Saturday, 02/22/2020, from 9:00 a.m. to 3:00 p.m., at Arthur Johnson Park, 1200 W. 170<sup>th</sup> Street, Gardena;
- (7) Youth Soccer League Registration sign-ups, 02/01/2020 through 02/29/2020 on a “First-come, First-Served” basis. Volunteer coaches are needed; and
- (8) Spring Community Yard Sale, at Mas Fukai Park, Saturday, 03/28/2020, from 7:00 a.m. to 1:00 p.m. Vender spaces are now available on a “First-come, First Served” basis.

D. COUNCIL REMARKS

- (1) COUNCIL MEMBER TANAKA – He attended Chief Saffell’s Pinning Ceremony. He noted there were so many retired officers, current officers, and dignitaries from the South Bay and Los Angeles County. He said that the MLK parade was the largest parade he has ever witnessed and thanked the MLK Committee, Stephany Santin and her staff. He attended the Elk’s State President visit at the Lodge. He attended a rally in San Pedro. Lastly, he attended a meeting of the RCC Board and Executive Users Committee.
- (2) COUNCIL MEMBER HENDERSON – He congratulated Chief Saffell. He said he was at Cal State Dominguez Hills for the South Coast Air Quality District informational meeting and shared that they were making a push for making municipalities modernize their fleets and having them put a tax measure on their ballots. He attended the Town Hall meeting regarding voting at the Nakaoka Community Center and said it was a great presentation. He went to the MLK Youth Program on Friday Night and attended the Parade the following day. He attended his first Elks event where it was led by President Tim Jaeger and First Lady Sandy. He shared he loved to hear leadership speak about their vision. He attended the Southern Christian Leadership Council MLK dinner which was very enlightening. He attended the Los Angeles MLK parade. He said he got sworn in as the Co-chair for the responsive Governance Committee of the Los Angeles Business Federation of LA County. He said he chaired his first meeting and talked about SB 37 which is the corporate tax increase. He passed the list of names of victims who were killed in last Sunday’s helicopter crash to Mayor Cerda.
- (3) COUNCIL MEMBER MEDINA – Away on Excused Absence.
- (4) MAYOR CERDA – She attended the Pinning Ceremony for Chief Saffell and congratulated him. She shared that Mike Saffell is the 11<sup>th</sup> Chief of Police to be appointed in the City of Gardena. he attended the California Cities Gaming Authority (CCGA) JPA meeting and attended the County Sanitation District 5 Board Meeting. She attended the Voting Machine Town Hall meeting on January 16 and thanked our City Clerk and Deputy City Clerk. Mayor Cerda started listing the locations for the voting centers and Deputy City Clerk Becky Romero, clarified the 11-day and 4-day locations. She attended Gardena’s Dr. Martin Luther King Birthday Commemorative Program on Friday Night and the parade the following day. She shared that there were 100 participants in the parade and that it went on for about an hour and forty minutes. She congratulated the MLK Committee and Recreation and Human Services Division for putting that event together. Later that day, she attended the Elk’s State President’s dinner to welcome the President to Gardena. The following day she attended the 2020 Okinawa...  
(continued)

9. COUNCIL ITEMS, DIRECTIVES, & REMARKS (Continued)

D, COUNCIL REMARKS COUNCIL REMARKS (Continued)

(4) MAYOR CERDA (Continued)

...Association of America's New Year's Party held at the Carson Community Center. She participated in the Los Angeles Dr. Martin Luther King Parade. She attended a special luncheon held by the Southwest Board of Realtors where State Senator Bradford was their guest speaker. She said on a sad note that Senator Bradford was in support of SB 50 and suggested to reach out and share their views on how they feel about the SB 50. She attended the Korean New Year event on Wednesday. She said she stopped by for the homeless event and thanked her colleagues, Council Members Henderson and Kaskanian, for participating in that event. On Sunday, she attended a service at Community Worship Center as they celebrated their 5<sup>th</sup> Anniversary.

(5) MAYOR PRO TEM KASKANIAN – on January 15 he attended the Pinning Ceremony for Police Chief Mike Saffell and congratulated him. On January 18 he attended the Elk's President visits and the MLK Parade. He stated that he walked for the homeless count. He asked Mayor Cerda to adjourn the meeting in memory of the victims in the tragic helicopter accident.

10. ANNOUNCEMENTS

Mayor Cerda announced:

(1) Gardena now has 10 Voting Centers in our City. Deputy City Clerk Romero gave all of the locations.

11. REMEMBRANCES

**MR. MIGUEL BERMUDEZ**, 85 years old, a Gardena resident for 60 years, beloved father of Mrs. Norma Flores, an active member of the Gardena Sister City Association; **REV. HURLON O. FUTREL**, 89 years of age, who pastored in Gardena for over 45 years; twenty-five years at Southern Vermont Baptist Church and then at Berachah Baptist Fellowship until his passing this month; and ALL THOSE WHO LOST THEIR LIVES IN THE TRAGIC HELICOPTER CRASH LAST SUNDAY AS THEY WERE FLYING TO A BASKETBALL TOURNAMENT AT MAMBA SPORTS ACADEMY IN THOUSAND OAKS: **MR. KOBE BRYANT**, 41 years old, legendary Basketball Star and MVP of National Basketball Association, who had a 20-year career with the Los Angeles Lakers and, among his countless outstanding accomplishments, was the Coach of the Top-Tier Basketball Team at Mamba Sports Academy; **MISS GIANNA "GIGI" BRYANT**, 13 years old, daughter of Kobe and Vanessa Bryant, and member of Mamba Sports Academy Basketball Team; **MR. JOHN ALTOBELLI**, 56 years of age, longest-tenured Baseball Coach of Orange Coast College; **MRS. KERI ALTOBELLI**, 46 years old, wife of Mr. John Altobelli; **MISS ALYSSA ALTOBELLI**, 13 years old; daughter of John and Keri Altobelli and member of the Mamba Sports Academy Basketball Team; **MS. CHRISTINA MAUSER**, 38 years of age, Top Assistant Coach of the Mamba Girls Basketball Team; **MR. ARA ZOBAYAN**, 50 years old, veteran pilot and private pilot for Kobe Bryant; **MRS. SARAH CHESTER**, 45 years old, associated with Team Mamba; and **MISS PAYTON CHESTER**, 13 years old, daughter of Mrs. Sarah Chester and member of the Mamba Sports Academy Basketball Team.

**12. ADJOURNMENT**

At 10:19 p.m., Mayor Cerda adjourned the Gardena City Council Meeting to the next regular City Council Meeting, at 7:00 p.m., on Tuesday, February 11, 2020.

MINA SEMENZA  
City Clerk of the City of Gardena and  
Ex-officio Clerk of the Council

APPROVED:

\_\_\_\_\_  
Tasha Cerda, Mayor

By: \_\_\_\_\_  
Becky Romero, Deputy City Clerk

CONSENT CALENDAR  
AGENDA NO. 5.C.(1)(a)  
February 11, 2020

MEMORANDUM

TO: Honorable Mayor and City Council  
FROM: Treasurer's Department  
DATE: February 7, 2020  
SUBJECT: WARRANT REGISTER  
PAYROLL REGISTER

(a) February 11, 2020 TOTAL WARRANTS ISSUED: \$1,120,241.24

Wire Transfer: 11851-11859  
Prepay: 157562-157567  
Check Numbers: 157568-157732  
Checks Voided:

Total Pages of Register: 20

January 31, 2020 TOTAL PAYROLL ISSUED: \$1,683,324.00

  
\_\_\_\_\_  
J. Ingrid Tsukiyama, City Treasurer

for:

cc: City Clerk

Voucher List  
CITY OF GARDENA

Bank code : usb

Voucher	Date	Vendor	Invoice	PO #	Description/Account	Amount
11851	1/23/2020	104058 ADMINISURE INC.	012320		WORKERS' COMP CLAIMS ADMINISTR,	20,006.07
					Total :	20,006.07
11852	1/23/2020	106110 ADVANCED BENEFIT SOLUTIONS, LLC	012320		HEALTH INSURANCE CLAIMS	119,457.87
					Total :	119,457.87
11853	1/22/2020	106110 ADVANCED BENEFIT SOLUTIONS, LLC	012220		HEALTH INSURANCE CLAIMS	91,563.79
					Total :	91,563.79
11854	1/28/2020	104058 ADMINISURE INC.	012820		WORKERS' COMP CLAIMS ADMINISTR,	10,429.75
					Total :	10,429.75
11855	1/30/2020	101641 CALPERS	100000015870731		2020 REPLACEMENT BENEFIT CHARGI	11,141.88
					Total :	11,141.88
11856	1/30/2020	101641 CALPERS	100000015902076		2020 REPLACEMENT BENEFIT CHARGI	55,210.80
					Total :	55,210.80
11857	2/4/2020	104058 ADMINISURE INC.	020420		WORKERS' COMP CLAIMS ADMINISTR,	25,527.35
					Total :	25,527.35
11858	2/4/2020	303348 EMPLOYMENT DEVELOPMENT, DEPARTMEN	020420		SUI FOR QUARTER ENDED 12/31/19	3,865.00
					Total :	3,865.00
11859	2/5/2020	106110 ADVANCED BENEFIT SOLUTIONS, LLC	020520		HEALTH INSURANCE CLAIMS	59,837.59
					Total :	59,837.59
157562	1/29/2020	110920 LIBERTY MANUFACTURING, INC	1803	035-00976	PD RANGE SERVICE	4,269.16
					Total :	4,269.16
157563	1/29/2020	110932 ALL-PRO PAINTING	012219	034-00440	NCC INTERIOR PAINTING OF AUDITOR	2,950.00
					Total :	2,950.00
157564	1/29/2020	110932 ALL-PRO PAINTING	01222020	034-00440	NCC INTERIOR PAINTING OF AUDITOR	2,950.00
					Total :	2,950.00
157565	1/29/2020	109342 WHITMAN ELECTRIC	011319	024-00625	EMERGENCY REPAIR OF TRAFFIC SIG	18,073.80

Voucher List  
CITY OF GARDENA

Bank code : usb

Voucher	Date	Vendor	Invoice	PO #	Description/Account	Amount	
157565	1/29/2020	109342	109342 WHITMAN ELECTRIC		(Continued)	Total : 18,073.80	
157566	2/3/2020	106712	CODE 5 GROUP, LLC	2790	035-00972 ANNUAL TRACKING SERVICE	4,915.00 Total : 4,915.00	
157567	2/3/2020	110937	ARMENIAN SISTERS' ACADEMY, OF L.A.	KASKANIAN 19/20	COMMUNITY PROMOTIONS	500.00 Total : 500.00	
157568	2/11/2020	107751	A-A BACKFLOW TESTING &, MAINTENANCE	70665 70718	CERTIFIED TESTING OF (5) BACKFLOV BACKFLOW TESTING REPAIR	395.00 296.00 Total : 691.00	
157569	2/11/2020	106086	ABC COMPANIES	3027768 3028617	GTRANS PARTS SUPPLIES GTRANS PARTS SUPPLIES	24.40 255.74 Total : 280.14	
157570	2/11/2020	109397	ADVANCE BUILDER &, CONSTRUCTOR INC.	2027A	CALHOME OORP PROG - 13904 WILKIE	7,761.05 Total : 7,761.05	
157571	2/11/2020	109397	ADVANCE BUILDER &, CONSTRUCTOR INC.	2026A	CALHOME OORP PROG - 13904 WILKIE	6,560.00 Total : 6,560.00	
157572	2/11/2020	101748	AFTERMARKET PARTS COMPANY LLC, THE	81970311 81971835 81978067 81979381 81979443 81981222 81982886 81987296 81988790 81990159 81991569	037-09848 037-09848 037-09848	GTRANS AUTO PARTS GTRANS AUTO PARTS GTRANS AUTO PARTS GTRANS AUTO PARTS GTRANS AUTO PARTS GTRANS AUTO PARTS GTRANS AUTO PARTS GTRANS AUTO PARTS GTRANS AUTO PARTS GTRANS AUTO PARTS GTRANS AUTO PARTS GTRANS AUTO PARTS	82.68 644.23 322.12 60.08 33.20 -27.11 32.03 1,837.82 28.01 685.08 256.32 Total : 3,954.46
157573	2/11/2020	101713	ALL AMERICAN ASPHALT	188129	024-00613 NORMANDIE AVENUE STREET IMPROV	14,250.00 Total : 14,250.00	

Voucher List  
CITY OF GARDENA

Bank code : usb

Voucher	Date	Vendor	Invoice	PO #	Description/Account	Amount
157574	2/11/2020	100925 AMERICAN MOVING PARTS	01A104891		GTRANS AUTO PARTS	29.13
					<b>Total :</b>	<b>29.13</b>
157575	2/11/2020	101628 AQUA-FLO SUPPLY	1477097 1481803 1484315		PARK MAINT SUPPLIES PARK MAINT SUPPLIES PARK MAINT SUPPLIES	264.19 53.47 216.70
					<b>Total :</b>	<b>534.36</b>
157576	2/11/2020	109160 AREVALO, JASMINE E.	01/06-01/31		CHILD DEVELOPMENT CONSULTANT S	1,885.00
					<b>Total :</b>	<b>1,885.00</b>
157577	2/11/2020	101459 ASBURY ENVIRONMENTAL SERVICES	1500-00518907 1500-00519188		USED OIL SERVICE CHARGE DISPOSAL - METAL OIL FILTERS & DRA	65.00 55.00
					<b>Total :</b>	<b>120.00</b>
157578	2/11/2020	100964 AT&T MOBILITY	287290885074X111019		CITY WIDE CELL PHONE ACCT #287290	1,435.93
					<b>Total :</b>	<b>1,435.93</b>
157579	2/11/2020	103641 BECNEL UNIFORMS	27737 27845 27936		BUS UNIFORM SUPPLIES BUS UNIFORM SUPPLIES BUS UNIFORM SUPPLIES	1,098.73 109.45 1,068.07
					<b>Total :</b>	<b>2,276.25</b>
157580	2/11/2020	104452 BRW SAFETY AND SUPPLY	14257	024-00627	PW UNIFORM SUPPLIES	4,105.70
					<b>Total :</b>	<b>4,105.70</b>
157581	2/11/2020	106462 C.M. VOGEL ELECTRICAL	GAR-021		NCC OFFICE REMODEL PROJECT	835.00
					<b>Total :</b>	<b>835.00</b>
157582	2/11/2020	110537 CALIFORNIA CONSULTING, INC.	4049	039-00060	GRANT WRITING SERVICES - JANUAR	4,000.00
					<b>Total :</b>	<b>4,000.00</b>
157583	2/11/2020	103923 CALIFORNIA TRANSIT ASSOCIATION	00009701	037-09904	ANNUAL MEMBERSHIP DUES	11,000.00
					<b>Total :</b>	<b>11,000.00</b>
157584	2/11/2020	108306 CALSTART, INC.	1500633 1500634 1500635	037-09907 037-09907 037-09907	CALSTART PROJECT MGMT - MARCH 2 CALSTART PROJECT MGMT - APRIL 20 CALSTART PROJECT MGMT - MAY 2019	1,995.16 900.50 768.49

Voucher List  
CITY OF GARDENA

Bank code : usb

Voucher	Date	Vendor	Invoice	PO #	Description/Account	Amount
157584	2/11/2020	108306 CALSTART, INC.	(Continued)			
			1500636	037-09907	CALSTART PROJECT MGMT- JUNE 201	3,549.55
			1500637	037-09907	CALSTART PROJECT MGMT - JULY 201	6,695.32
				037-09907		
			1500638	037-09907	CALSTART PROJECT MGMT - AUGUST	2,875.88
			1500639	037-09907	CALSTART PROJECT MGMT - SEPTEMI	2,750.45
					<b>Total :</b>	<b>19,535.35</b>
157585	2/11/2020	110538 CANNON COMPANY	71181	024-00585	ROWLEY PARK RESTROOM REHABILIT	1,130.00
					<b>Total :</b>	<b>1,130.00</b>
157586	2/11/2020	803420 CARPENTER, ROTHANS & DUMONT, LAW OFI	34543		PROFESSIONAL SERVICES	346.00
			34544		PROFESSIONAL SERVICES	159.05
			34545		PROFESSIONAL SERVICES	1,748.79
			34546		PROFESSIONAL SERVICES	223.20
			34547		PROFESSIONAL SERVICES	38.86
			34548		PROFESSIONAL SERVICES	2,869.30
			34552		PROFESSIONAL SERVICES	1,737.61
			34553		PROFESSIONAL SERVICES	6,579.38
					<b>Total :</b>	<b>13,702.19</b>
157587	2/11/2020	110862 CES ENVIRONMENTAL CONSULTANTS	20-010		CONSULTANT SERVICES - ROWLEY PA	1,656.00
			20-011	024-00607	CONSULTANT SERVICES - PRIMM POC	2,983.60
					<b>Total :</b>	<b>4,639.60</b>
157588	2/11/2020	108378 CHARLES E. THOMAS COMPANY INC.	54971	037-09850	DESIGNATED OPERATOR - FACILITY EI	1,200.00
			55051	037-09850	DESIGNATED OPERATOR SERVICE	200.00
					<b>Total :</b>	<b>1,400.00</b>
157589	2/11/2020	110935 CHIN, LYDIA	RECEIPT #74006		REFUND - YOUTH BASKETBALL	50.00
					<b>Total :</b>	<b>50.00</b>
157590	2/11/2020	110146 CHUCK THOMAS INVESTIGATIONS	12/04-01/14/20	035-00979	PROFESSIONAL SERVICES	7,047.41
					<b>Total :</b>	<b>7,047.41</b>
157591	2/11/2020	109389 CHUNG, KASEY	JANUARY 2020		GYMNASTICS INSTRUCTOR	825.00
					<b>Total :</b>	<b>825.00</b>

Voucher List  
CITY OF GARDENA

Bank code : usb

Voucher	Date	Vendor	Invoice	PO #	Description/Account	Amount
157592	2/11/2020	103461 CPS	SOP50509		TESTING MATERIAL - EQUIPMENT UTIL	1,070.30
					<b>Total :</b>	<b>1,070.30</b>
157593	2/11/2020	103512 CRENSHAW LUMBER CO.	61482		STREET MAINT SUPPLIES	19.36
					<b>Total :</b>	<b>19.36</b>
157594	2/11/2020	103353 CRM COMPANY, LLC.	LA15110		SCRAP TIRE DISPOSAL FEE MIX	39.50
					<b>Total :</b>	<b>39.50</b>
157595	2/11/2020	108629 DAVE BANG ASSOCIATES, INC.	48075		PLAYGROUND EQUIPMENT SUPPLIES	79.66
					<b>Total :</b>	<b>79.66</b>
157596	2/11/2020	312558 DEPARTMENT OF ANIMAL CARE, & CONTROL	AUGUST 2019	039-00061	ANIMAL CARE AND CONTROL SERVICE	19,964.72
			OCTOBER 2019	039-00061	ANIMAL CARE AND CONTROL SERVICE	16,926.98
					<b>Total :</b>	<b>36,891.70</b>
157597	2/11/2020	104527 DEPARTMENT OF INDUSTRIAL, RELATIONS	E1707173MR		CONVEYANCE INSPECTION FEE - 139€	225.00
					<b>Total :</b>	<b>225.00</b>
157598	2/11/2020	303459 DEPARTMENT OF JUSTICE	424923		FINGERPRINT APPS - DECEMBER 201€	1,154.00
					<b>Total :</b>	<b>1,154.00</b>
157599	2/11/2020	106541 DIAMOND MANUFACTURING, INC.	35880		GTRANS PARTS SUPPLIES	821.48
					<b>Total :</b>	<b>821.48</b>
157600	2/11/2020	105182 DIRECTV	37101647917		DIRECTV SERVICE - BUSINESS XTRA -	1,621.87
					<b>Total :</b>	<b>1,621.87</b>
157601	2/11/2020	110940 DOZIER, ERMA	RECEIPT #74499		REFUND - GUITAR CLASS	40.00
					<b>Total :</b>	<b>40.00</b>
157602	2/11/2020	104276 DREHS, LARRY W.	JANUARY 2020		MARTIAL ARTS INSTRUCTOR	847.00
					<b>Total :</b>	<b>847.00</b>
157603	2/11/2020	105418 EMPIRE CLEANING SUPPLY	1148786-1	024-00599	CUSTODIAL SUPPLIES	165.39
			1150372 12/19/19	024-00599	CUSTODIAL SUPPLIES	869.93
					<b>Total :</b>	<b>1,035.32</b>

Voucher List  
CITY OF GARDENA

Bank code : usb

Voucher	Date	Vendor	Invoice	PO #	Description/Account	Amount
157604	2/11/2020	105650 EWING IRRIGATION PRODUCTS	8860701 8881202		STREET MAINT SUPPLIES PARK MAINT SUPPLIES	86.20 148.04 <b>Total : 234.24</b>
157605	2/11/2020	105539 FACTORY MOTOR PARTS CO.	109-512735		PW AUTO PARTS	323.25 <b>Total : 323.25</b>
157606	2/11/2020	103083 FIRST ADVANTAGE LNS OCC HEALTH, SOLUT	2505791911 11/30/19 2505901912		DRUG TEST/ADMIN FEE DRUG TEST/ADMIN FEE	312.35 301.66 <b>Total : 614.01</b>
157607	2/11/2020	106465 FOX FIRST AID & SAFETY	60901		STREET MAINT SUPPLIES	122.64 <b>Total : 122.64</b>
157608	2/11/2020	107008 GARDENAA/C & RADIATOR	50993		2016 DIESEL SWEEPER #33 - A/C EVAC	310.82 <b>Total : 310.82</b>
157609	2/11/2020	108183 GARDENAACE HARDWARE	63478		BLDG MAINT SUPPLIES	41.60 <b>Total : 41.60</b>
157610	2/11/2020	107030 GARDENAAUTO PARTS	108393 108987 109044 109120 109297 109306		PW AUTO PARTS PW AUTO PARTS PW AUTO PARTS PW AUTO PARTS SEWER PROGRAM SUPPLIES SEWER PROGRAM SUPPLIES	44.46 148.39 121.02 160.00 0.91 106.73 <b>Total : 581.51</b>
157611	2/11/2020	107011 GARDENA VALLEY NEWS, INC.	00092044 00092189 00092365 00092366		NOTICE OF NOMINEES FOR PUBLIC OI NOTICE TO PUBLIC OF INTENT TO REC SUMMARY OF ORDINANCE NO. 1815 - SUMMARY OF ORDINANCE NO. 1811 -	179.18 602.72 195.47 173.75 <b>Total : 1,151.12</b>
157612	2/11/2020	619005 GAS COMPANY, THE	010720 013120		CNG FUEL - DECEMBER 2019 GAS	430.75 3,747.06 <b>Total : 4,177.81</b>

Voucher List  
CITY OF GARDENA

Bank code : usb

Voucher	Date	Vendor	Invoice	PO #	Description/Account	Amount
157613	2/11/2020	107242 GIULIANO'S	29741		GTRANS 80TH ANNIVERSARY CELEBR	1,225.00
					Total :	1,225.00
157614	2/11/2020	619004 GOLDEN STATE WATER CO.	012720		WATER	11,616.63
					Total :	11,616.63
157615	2/11/2020	109055 GRAFFITI SHIELD, INC.	12363		GRAFFITI ABATEMENT SUPPLIES	1,995.75
					Total :	1,995.75
157616	2/11/2020	104017 HALO BRANDED SOLUTIONS INC.	4343095		GTRANS PROMOTIONAL ITEMS	1,359.64
					Total :	1,359.64
157617	2/11/2020	208114 HASSOLDT, MATTHEW S.	011620		MEDICAL REIMBURSEMENT	147.70
					Total :	147.70
157618	2/11/2020	110371 HINDERLITER DE LLAMAS, & ASSOCIATES	0032872		PROFESSIONAL SERVICES - ECONOM	1,100.00
					Total :	1,100.00
157619	2/11/2020	108434 HOME DEPOT CREDIT SERVICES	1324900 01/07/20		HOME IMPROVEMENT PROGRAM	229.54
			2051134		STREET MAINT SUPPLIES	50.30
			2312470		PARK MAINT SUPPLIES	31.96
			2313215		PARK MAINT SUPPLIES	42.60
			3052534		BLDG MAINT SUPPLIES	28.05
			3320099 01/15/20		HOME IMPROVEMENT PROGRAM	97.26
			4021414		BLDG MAINT SUPPLIES	38.21
			4313168		PARK MAINT SUPPLIES	33.09
			5041897		BLDG MAINT SUPPLIES	29.51
			5052138		BLDG MAINT SUPPLIES	25.12
			5313380		PARK MAINT SUPPLIES	28.96
			5324786		HOME IMPROVEMENT PROGRAM	144.22
			5510247		PD PROGRAM SUPPLIES	43.59
			7361154		HOME IMPROVEMENT PROGRAM	207.15
			7361548		HOME IMPROVEMENT PROGRAM	218.65
			9032217		STREET MAINT SUPPLIES	36.36
			9051531		STREET MAINT SUPPLIES	346.55
					Total :	1,631.12
157620	2/11/2020	100275 HONEYWELL	5250334590	024-00630	CITY HALL TEMPERATURE CONTROLL	2,215.64

Voucher List  
CITY OF GARDENA

Bank code : usb

Voucher	Date	Vendor	Invoice	PO #	Description/Account	Amount
157620	2/11/2020	100275 HONEYWELL	(Continued)			Total : 2,215.64
157621	2/11/2020	101031 HOUSING PROGRAMS	20-1-HOME ADMIN CDBG-20-1		STATE HOME PROGRAM INCOME CDBG GRANT TECHNICALASSISTANCI	3,683.00 765.00 Total : 4,448.00
157622	2/11/2020	103064 ITERIS, INC.	118904	024-00631	TRAFFIC SIGNAL RECONST- VERMON	2,141.32 Total : 2,141.32
157623	2/11/2020	109686 JACKSON, ALEXANDRA	JANUARY 2020		MATH/READING INSTRUCTOR	192.00 Total : 192.00
157624	2/11/2020	110939 JACKSON, TAHRON	RECEIPT #74512		REFUND - TENNIS CLASS	60.00 Total : 60.00
157625	2/11/2020	108555 JALISCO TIRE & AUTO REPAIR	012220 012320		(4) TIRES MOUNT & BALANCE (1) TIRE MOUNT & BALANCE, (1) TIRE F	50.00 17.50 Total : 67.50
157626	2/11/2020	110010 JANEK CORPORATION, THE	107770 107829		GTRANS SHOP SUPPLIES GTRANS SHOP SUPPLIES	1,702.73 1,401.60 Total : 3,104.33
157627	2/11/2020	110014 JENKINS, JOAN STEIN	01/07-01/29/20		MONTHLY CITY PROSECUTOR CHARG	2,028.00 Total : 2,028.00
157628	2/11/2020	110941 JEON, CHAERIN	RECEIPT #74167		REFUND - GYMNASTICS CLASS	36.00 Total : 36.00
157629	2/11/2020	210494 JIMENEZ, ATANACIO	010920		MEDICAL REIMBURSEMENT	2,750.00 Total : 2,750.00
157630	2/11/2020	110853 JONES & MAYER	95168 95493 95494 95495 95496 95497	023-01257 023-01257	ATTORNEY SERVICES ATTORNEY SERVICES ATTORNEY SERVICES ATTORNEY SERVICES ATTORNEY SERVICES ATTORNEY SERVICES	9,864.00 10,700.00 723.80 1,250.00 1,927.00 150.00

Voucher List  
CITY OF GARDENA

Bank code : usb

Voucher	Date	Vendor	Invoice	PO #	Description/Account	Amount
157630	2/11/2020	110853 JONES & MAYER	(Continued)			
			95498		ATTORNEY SERVICES	1,373.50
			95499		ATTORNEY SERVICES	875.00
			95500		ATTORNEY SERVICES	1,189.00
			95501		ATTORNEY SERVICES	1,742.50
			95502		ATTORNEY SERVICES	205.00
			95503		ATTORNEY SERVICES	348.50
					<b>Total :</b>	<b>30,348.30</b>
157631	2/11/2020	211429 KEMP, TAMARA	JANUARY 2020		DANCE INSTRUCTOR	1,210.00
					<b>Total :</b>	<b>1,210.00</b>
157632	2/11/2020	110385 KIMLEY-HORN AND ASSOCIATES, INC	14988555	032-00054	DEVELOPMENT SERVICES - GARDENE	2,545.68
			15190362	032-00053	DEVELOPMENT SERVICES - MELIA/17E	6,877.45
			15223114	032-00054	DEVELOPMENT SERVICES - GARDENE	3,850.00
			15706419	032-00054	DEVELOPMENT SERVICES - GARDENE	14,715.00
					<b>Total :</b>	<b>27,988.13</b>
157633	2/11/2020	111517 KIRK'S AUTOMOTIVE INC.	1035456		GTRANS SHOP SUPPLIES	27.04
			1035501		GTRANS SHOP SUPPLIES	4.50
			1035546		GTRANS SHOP SUPPLIES	265.14
			1035547		GTRANS SHOP SUPPLIES	198.40
					<b>Total :</b>	<b>495.08</b>
157634	2/11/2020	111260 KJOS, BARBARA JEAN	JANUARY 2020		GARDENA FAMILY CHILD CARE PROGF	1,914.00
					<b>Total :</b>	<b>1,914.00</b>
157635	2/11/2020	110677 KOFF & ASSOCIATES, INC	5864	023-01218	PROFESSIONAL SERVICES - JOB CLAS	5,421.00
					<b>Total :</b>	<b>5,421.00</b>
157636	2/11/2020	105900 KONECRANES, INC.	154178241		QUARTERLY PREVENTATIVE INSPECTI	500.00
					<b>Total :</b>	<b>500.00</b>
157637	2/11/2020	110942 KWON, YOUNG SOO	PERMIT #50018-0735/6		PERMIT DEPOSIT REFUND - 16509 S.	10,000.00
					<b>Total :</b>	<b>10,000.00</b>
157638	2/11/2020	312238 L.A. COUNTY CLERK	JN 952		NOTICE OF EXEMPTION - VAN NESS A	75.00

Voucher List  
CITY OF GARDENA

Bank code : usb

Voucher	Date	Vendor	Invoice	PO #	Description/Account	Amount
157638	2/11/2020	312238 312238 L.A. COUNTY CLERK	(Continued)			Total : 75.00
157639	2/11/2020	312238 L.A. COUNTY CLERK	111919		RECORD EASEMENT DEED FEE - CALI	20.00
						Total : 20.00
157640	2/11/2020	312240 L.A. COUNTY DEPARTMENT OF, PUBLIC WOR	20011303189	024-00587	INDUSTRIAL WASTE SERVICES	16,502.18
						Total : 16,502.18
157641	2/11/2020	106306 LABEL SERVICE, INC.	70703		MEASURE G MAILER #3	1,477.10
						Total : 1,477.10
157642	2/11/2020	112014 LAKESHORE LEARNING MATERIALS	2054150120 2054160120 2054180120		FCC PROGRAM SUPPLIES FCC PROGRAM SUPPLIES FCC PROGRAM SUPPLIES	415.01 336.71 666.79
						Total : 1,418.51
157643	2/11/2020	105874 LAWSON PRODUCTS, INC.	9307285785		BUS SHOP SUPPLIES	799.22
						Total : 799.22
157644	2/11/2020	112805 LEAGUE OF CALIFORNIA CITIES	628200		ANNUAL MEMBERSHIP DUES ~	20,252.00
						Total : 20,252.00
157645	2/11/2020	103704 LEGAUX, CLIFFORD	JANUARY 2020		TENNIS INSTRUCTOR	434.00
						Total : 434.00
157646	2/11/2020	104782 LEW EDWARDS GROUP, THE	012	023-01226	CONSULTING SERVICES - COMMUNITY	5,750.00
						Total : 5,750.00
157647	2/11/2020	212132 LEW, DIANA	JANUARY 2020		PIANO INSTRUCTOR	878.00
						Total : 878.00
157648	2/11/2020	102376 LEXISNEXIS RISK SOLUTIONS	C100154-20191130	035-00975	PD ONLINE REPORTING SYSTEM	6,581.78
						Total : 6,581.78
157649	2/11/2020	110920 LIBERTY MANUFACTURING, INC	1807		PD RANGE SERVICE	403.00
						Total : 403.00
157650	2/11/2020	109517 LOAD N' GO BUILDING MATERIALS	13085		STREET MAINT SUPPLIES	50.35

Voucher List  
CITY OF GARDENA

Bank code : usb

Voucher	Date	Vendor	Invoice	PO #	Description/Account	Amount
157650	2/11/2020	109517 LOAD N' GO BUILDING MATERIALS	(Continued) 13121 13130		STREET MAINT SUPPLIES STREET MAINT SUPPLIES	42.71 67.88 <b>Total : 160.94</b>
157651	2/11/2020	108807 LOCKE LORD LLP	1550659		PROFESSIONAL SERVICES	13,975.80 <b>Total : 13,975.80</b>
157652	2/11/2020	212497 LOH, JOSEPH	121419		MEDICAL REIMBURSEMENT	500.00 <b>Total : 500.00</b>
157653	2/11/2020	105279 LOS ANGELES TRUCK CENTERS LLC	XA220185122		SWEEPER AUTO PARTS	1,897.69 <b>Total : 1,897.69</b>
157654	2/11/2020	112615 LU'S LIGHTHOUSE, INC.	01159271 01159345 01159468 01159659		GTRANS SHOP SUPPLIES GTRANS SHOP SUPPLIES GTRANS SHOP SUPPLIES GTRANS SHOP SUPPLIES	403.89 136.22 35.48 55.98 <b>Total : 631.57</b>
157655	2/11/2020	113301 M & K METAL CO.	204638		BUS MAINT SUPPLIES	56.89 <b>Total : 56.89</b>
157656	2/11/2020	105082 MAJESTIC LIGHTING, INC.	ML75996 ML76000 ML76169 ML76216		BLDG MAINT SUPPLIES BLDG MAINT SUPPLIES BLDG MAINT SUPPLIES SIGNS/SIGNALS SUPPLIES	15.94 8.29 9.84 6.45 <b>Total : 40.52</b>
157657	2/11/2020	113036 MANERI SIGN CO., INC.	40007143 40007144 40007259		SIGNS - 30"X9" "178TH ST 1700" SIGNS - 30"X9" "148TH ST 1800" SIGNS - 42"X9" "WESTERN AVE 14400"	416.12 104.03 208.06 <b>Total : 728.21</b>
157658	2/11/2020	104841 MAR-CO EQUIPMENT COMPANY	167318		PWAUTO PARTS	222.03 <b>Total : 222.03</b>
157659	2/11/2020	106544 MARINA SECURITY GATE &, ELECTRONICS	E20-7250		SERVICE CALL - ENTRANCE GATE NO1	402.13

Voucher List  
CITY OF GARDENA

Bank code : usb

Voucher	Date	Vendor	Invoice	PO #	Description/Account	Amount
157659	2/11/2020	106544	106544 MARINA SECURITY GATE &, ELECTRONI (Continued)			Total : 402.13
157660	2/11/2020	113046	MARX BROS. FIRE EXTINGUISHER, CO., INC. P30126A		FIRE EXTINGUISHER SERVICE - PUBLI	261.59
						Total : 261.59
157661	2/11/2020	113064	MCMaster-CARR SUPPLY COMPANY		GTRANS SHOP SUPPLIES	115.24
			27293006		GTRANS SHOP SUPPLIES	246.09
			27600463		GTRANS SHOP SUPPLIES	101.25
			28253616		GTRANS SHOP SUPPLIES	91.56
			29641043			Total : 554.14
157662	2/11/2020	110715	METCO MOTORSPORTS	037-09883	GTRANS AUTO PARTS	2,093.81
			57293			Total : 2,093.81
157663	2/11/2020	108699	MEZIERE ENTERPRISES INC.		ELECTRIC WATER PUMP	358.60
			63657			Total : 358.60
157664	2/11/2020	110834	MID-CITY MAILING SERVICES, CORP.	023-01258	COMMUNITY OUTREACH - GET INVOLV	2,627.49
			24508			Total : 2,627.49
157665	2/11/2020	103093	MOBILE RELAY ASSOCIATES, INC.	037-09858	GTRANS BUS RADIO SYSTEM RENTAL	148.89
			116002140-1	037-09858	GTRANS BUS RADIO SYSTEM RENTAL	11,059.49
			80013212	037-09858	GTRANS BUS RADIO SYSTEM RENTAL	271.53
			80013309			Total : 11,479.91
157666	2/11/2020	110936	MONTIJO, SYLVIA		REFUND - YOUTH BASKETBALL	60.00
			RECEIPT #74192			Total : 60.00
157667	2/11/2020	109889	MONY LIFE INSURANCE COMPANY		LIFE INSURANCE GRP PLANS G24219E	7,046.59
			NOVEMBER 2019			Total : 7,046.59
157668	2/11/2020	109889	MONY LIFE INSURANCE COMPANY		LIFE INSURANCE GRP PLANS G24219E	6,936.86
			DECEMBER 2019			Total : 6,936.86
157669	2/11/2020	109889	MONY LIFE INSURANCE COMPANY		LIFE INSURANCE GRP PLANS G24219E	6,355.83
			JANUARY 2020			Total : 6,355.83
157670	2/11/2020	107505	MOUSER ELECTRONICS, INC.		GTRANS AUTO SUPPLIES	351.36

Voucher List  
CITY OF GARDENA

Bank code : usb

Voucher	Date	Vendor	Invoice	PO #	Description/Account	Amount
157670	2/11/2020	107505	107505 MOUSER ELECTRONICS, INC.		(Continued)	Total : 351.36
157671	2/11/2020	105622	N/S CORPORATION		SERVICE CALL -BUS WASH REPAIR	458.48
			0097893		GTRANS BUS WASH EQUIPMENT MAIN	385.00
			0098042	037-09871		Total : 843.48
157672	2/11/2020	214425	NOLAN, KIMBERLY		MEDICAL REIMBURSEMENT	2,700.00
			011720			Total : 2,700.00
157673	2/11/2020	110575	OCCUPATIONAL HEALTH CENTERS, OF CALIF		RANDOM DOT RECERT, PHYSICAL, BA	854.00
			66749882		RANDOM DOT, BAT, RETURN TO WORK	428.50
			66824823		RANDOM TESTING - A.THOMPSON	57.50
			66825892			Total : 1,340.00
157674	2/11/2020	115168	OFFICE DEPOT		REC OFFICE SUPPLIES	56.99
			425849109		CM OFFICE SUPPLIES	8.83
			427032654		CD OFFICE SUPPLIES	-57.59
			427397605		PD OFFICE SUPPLIES	182.60
			427577299		REC OFFICE SUPPLIES	-50.35
			428362829		PD OFFICE SUPPLIES	19.33
			428401061		CD OFFICE SUPPLIES	94.37
			428991421		PD OFFICE SUPPLIES	88.66
			429783732		CD OFFICE SUPPLIES	-13.02
			429850090		PD OFFICE SUPPLIES	28.32
			432975073		PD OFFICE SUPPLIES	74.33
			433168726		PD OFFICE SUPPLIES	693.43
			433211252			Total : 1,125.90
157675	2/11/2020	111358	O'REILLY AUTO PARTS		GTRANS AUTO PARTS	-49.69
			365212		PW AUTO PARTS	230.28
			372344		GTRANS AUTO PARTS	53.33
			373193		PW AUTO PARTS	163.47
			374537		PW AUTO PARTS	-45.57
			374883		PW AUTO PARTS	490.57
			374943		NEW MSTR CYL	96.86
			375191		PW AUTO PARTS	48.63
			376566		PW AUTO PARTS	65.69
			376689			

Voucher List  
CITY OF GARDENA

Bank code : usb

Voucher	Date	Vendor	Invoice	PO #	Description/Account	Amount
157675	2/11/2020	111358 O'REILLY AUTO PARTS	(Continued) 376709 376942 376998		PWAUTO PARTS PWAUTO PARTS PWAUTO PARTS	34.39 66.55 241.80 <b>Total : 1,396.31</b>
157676	2/11/2020	115810 ORKIN PEST CONTROL	195276053		PEST CONTROL - ACCT #27336703	230.90 <b>Total : 230.90</b>
157677	2/11/2020	215355 OYA, BARRY	011320		MEDICAL REIMBURSEMENT	2,700.00 <b>Total : 2,700.00</b>
157678	2/11/2020	110480 PACIFIC HEALTH AND WELLNESS	PHAW-COG 01072020-DS		EMPLOYEE HEALTH FAIR	2,450.00 <b>Total : 2,450.00</b>
157679	2/11/2020	103673 PACIFIC PRODUCTS & SERVICE, LLC	26064		SIGNS/SIGNALS SUPPLIES	123.77 <b>Total : 123.77</b>
157680	2/11/2020	307101 PETTY CASH FUND	09/09/19-01/16/20		REPLENISH PETTY CASH	251.01 <b>Total : 251.01</b>
157681	2/11/2020	108600 PHOENIX GROUP INFORMATION, SYSTEMS	1220191211 122019211	035-00947 035-00947	PARKING CONTRACT SERVICES - DEC PARKING CONTRACT SERVICES - DEC	667.37 6,591.26 <b>Total : 7,258.63</b>
157682	2/11/2020	105574 PINNACLE PETROLEUM, INC.	0210428 0211705 0211710	024-00632 037-09859 037-09859	ULTRA LOW SULFUR CARB RENEWABI 87 OCTANE REGULAR UNLEADED CAF 87 OCTANE REGULAR UNLEADED CAF	3,050.99 26,282.85 26,232.35 <b>Total : 55,566.19</b>
157683	2/11/2020	109605 PRINTING YOU CAN TRUST	36749		JAIL PROGRAM SUPPLIES	726.00 <b>Total : 726.00</b>
157684	2/11/2020	102677 PROVIDENCE HEALTH & SERVICES	600000283 01/05/20		DMV PHYSICAL, PRE EMPLOYMENT PI	975.00 <b>Total : 975.00</b>
157685	2/11/2020	106092 PRUDENTIAL OVERALL SUPPLY	41029265 42481299	024-00592	CUSTODIAL SUPPLIES UNIFORM & SUPPLY RENTAL	1,453.65 129.56

Bank code : usb

Voucher	Date	Vendor	Invoice	PO #	Description/Account	Amount
157685	2/11/2020	106092 PRUDENTIAL OVERALL SUPPLY	(Continued)			
			42481300		UNIFORM & SUPPLY RENTAL	96.23
			42481301		SUPPLY RENTAL - MATS - GTRANS	8.10
			42483434		UNIFORM & SUPPLY RENTAL	241.60
			42483435		UNIFORM & SUPPLY RENTAL	114.64
			42483436		UNIFORM & SUPPLY RENTAL	96.23
			42483437		SUPPLY RENTAL - MATS - PD	91.60
			42483438		SUPPLY RENTAL - MATS - NCC	13.65
			42483439		SUPPLY RENTAL - MATS - CH	19.00
			42483440		SUPPLY RENTAL - MATS - HS	11.60
			42485671		UNIFORM & SUPPLY RENTAL	245.00
			42485672		UNIFORM & SUPPLY RENTAL	114.64
			42485673		UNIFORM & SUPPLY RENTAL	96.23
			42485674		SUPPLY RENTAL - MATS - GTRANS	8.10
					<b>Total :</b>	<b>2,739.83</b>
157686	2/11/2020	109532 PSI REPAIR SERVICE, INC	920742	037-09868	REBUILD MONO & DUO INVERTERS	7,685.14
			922391	037-09852	REBUILD MONO INVERTER	5,900.19
					<b>Total :</b>	<b>13,585.33</b>
157687	2/11/2020	104868 PYRO-COMM SYSTEMS, INC.	145025		GROUNDFAULT IN SYSTEM SERVICE C	385.00
					<b>Total :</b>	<b>385.00</b>
157688	2/11/2020	102283 QUICK COLOR PRINTING	15260	034-00442	BANNERS - 114"X20" TENT BANNERS F	3,625.55
					<b>Total :</b>	<b>3,625.55</b>
157689	2/11/2020	103907 QUINN COMPANY	PC810871462		PW AUTO PARTS	425.27
			PC810872398		PW AUTO PARTS	1,130.51
			PC810874225		PW AUTO PARTS	1,278.83
					<b>Total :</b>	<b>2,834.61</b>
157690	2/11/2020	110376 QUIROZ, ABIGAIL	GEPCO 2020		GEPCO LOAN	2,000.00
					<b>Total :</b>	<b>2,000.00</b>
157691	2/11/2020	103055 RAYCOM	101005858-1		GTRANS PARTS SUPPLIES	492.75
					<b>Total :</b>	<b>492.75</b>
157692	2/11/2020	101511 READYREFRESH	10A0010113405		DRINKING WATER SERVICE	127.04

Voucher List  
CITY OF GARDENA

Bank code : usb

Voucher	Date	Vendor	Invoice	PO #	Description/Account	Amount
157692	2/11/2020	101511 101511 READYREFRESH			(Continued)	Total : 127.04
157693	2/11/2020	110734 RED KITE PROJECT	01760	037-09878	TRAINING WORKSHOPS - FIXED ROUT	13,968.56
						Total : 13,968.56
157694	2/11/2020	109619 RENTINO, JOBEL	025	037-09881	PROCUREMENT CONSULTING SERVIC	2,778.75
						Total : 2,778.75
157695	2/11/2020	105768 REPAIR MACHINE & ENG., INC.	218241 218262		REPAIR ALUMINUM TANK REPAIR ALUMINUM TANK & STEEL PIPI	110.00 270.00
						Total : 380.00
157696	2/11/2020	118476 RICOH USA, INC.	5056337650 5058503139		RICOH MPC3300SPF COPIER LEASE - 1 RICOH MPC3300SPF COPIER USAGE C	379.84 24.17
						Total : 404.01
157697	2/11/2020	100387 RIVERA, ALEXANDER J.	02/19-02/24		SHERMAN BLOCK SUPERVISORY LEA	150.00
						Total : 150.00
157698	2/11/2020	100585 RKA CONSULTING GROUP	29561		ENGINEERING PLAN CHECK SERVICES	980.00
						Total : 980.00
157699	2/11/2020	119301 ROBERT SKEELS & CO.	10078		BLDG MAINT SUPPLIES	402.96
						Total : 402.96
157700	2/11/2020	218428 ROBLEDO, LYDIA	121419		MEDICAL REIMBURSEMENT	1,500.00
						Total : 1,500.00
157701	2/11/2020	119022 SAFEMART OF SOUTHERN, CALIFORNIA	92579		BLDG MAINT SUPPLIES	1,980.02
						Total : 1,980.02
157702	2/11/2020	119015 SAFETY-KLEEN CORPORATION	82104454	032-00057	SERVICE CLARIFIER AND SUMPS IN PV	3,442.00
						Total : 3,442.00
157703	2/11/2020	119016 SAM'S CLUB	4819 01/23/20		FCC PROGRAM SUPPLIES	111.41
						Total : 111.41
157704	2/11/2020	108654 SECTRAN SECURITY INC.	20010655		ARMORED TRANSPORATION SERVICE	760.18

Bank code : usb

Voucher	Date	Vendor	Invoice	PO #	Description/Account	Amount
157704	2/11/2020	108654	108654 SECTRAN SECURITY INC.		(Continued)	Total : 760.18
157705	2/11/2020	104451	SELECT ADVANTAGE		10346010 TRANSIT COACH OPERATOR ASSESSM	500.00
						Total : 500.00
157706	2/11/2020	107736	SEQUEL CONTRACTORS, INC.		921 #3 024-00588 LOCAL STREETS OVERLAY 2018, JN 92	81,652.50
						Total : 81,652.50
157707	2/11/2020	107006	SHAMROCK COMPANIES		2354399 EQUIPMENT MAINT SUPPLIES	37.00
						Total : 37.00
157708	2/11/2020	119233	SHERWIN-WILLIAMS CO.		9357-4 STREET MAINT SUPPLIES	117.04
						Total : 117.04
157709	2/11/2020	109918	SHIGE'S FOREIGN CAR SERVICE		78062 2015 FORD INTRCPTR #1462843 SERVI	305.11
					78096 2014 FORD INTRCPTR #1442354 OIL &	27.23
					78168 2018 FORD INTRCPTR #1555072 SERVI	92.11
					78225 2015 FORD INTRCPTR #1462934 SERVI	3,461.55
				035-00977	78268 2016 FORD INTRCPTR #1484145 OIL &	27.23
					78269 2016 FORD INTRCPTR #1488059 OIL, E	54.61
					78273 2012 FORD E-350 #1391819 OIL & FILTE	27.23
					78274 2014 FORD F350 #1403730 OIL & FILTEI	29.41
					78337 2012 NISSN FRONTIER #1408823 SERV	153.82
					78345 2015 FORD INTRCPTR #1462843 SERVI	129.61
					78365 2016 FORD INTRCPTR #1484145 BRAKI	230.84
					78374 2019 FORD EXPLR SERVICE & REPAIR	717.03
					78388 2015 CHEVY TAHOE #7HED092 OIL & F	31.91
						Total : 5,287.69
157710	2/11/2020	108933	SLATER, YERENIS		011520 MEDICAL REIMBURSEMENT	1,000.00
						Total : 1,000.00
157711	2/11/2020	119361	SMART & FINAL IRIS CO.		039255 SR BUREAU PROGRAM SUPPLIES	231.75
					044778 REC PROGRAM SUPPLIES	39.23
					051151 SR BUREAU PROGRAM SUPPLIES	49.51
					051152 SR BUREAU PROGRAM SUPPLIES	166.84
						Total : 487.33

Voucher List  
CITY OF GARDENA

Bank code : usb

Voucher	Date	Vendor	Invoice	PO #	Description/Account	Amount
157712	2/11/2020	119447 SOUTH BAY FORD	640113FOW		PW AUTO PARTS	74.64
<b>Total :</b>						<b>74.64</b>
157713	2/11/2020	619003 SOUTHERN CALIFORNIA EDISON	013120		LIGHT & POWER	2,593.31
<b>Total :</b>						<b>2,593.31</b>
157714	2/11/2020	108338 STEAMX, LLC	54849		ALKOTA STATIONARY MACHINE MODEL	1,598.54
<b>Total :</b>						<b>1,598.54</b>
157715	2/11/2020	110933 TAYLOR, TASHUA	RECEIPT #74054		REFUND - YOUTH BASKETBALL	50.00
<b>Total :</b>						<b>50.00</b>
157716	2/11/2020	106870 TENDER LOVING CARE CATERING, INC.	01/16-01/31/20	034-00411	SENIOR FEEDING PROGRAM	10,309.89
<b>Total :</b>						<b>10,309.89</b>
157717	2/11/2020	110315 THEOBALD, CHRISTINA	FALL 2019		EDUCATIONAL REIMBURSEMENT	2,500.00
<b>Total :</b>						<b>2,500.00</b>
157718	2/11/2020	104126 TIME WARNER CABLE	0027122011120		CABLE & INTERNET SERVICES - CITYV	7,910.41
<b>Total :</b>						<b>7,910.41</b>
157719	2/11/2020	109411 TITAN LEGAL SERVICES, INC.	SU321895-02-01 SU327439-014-01 SU327439-04-01 SU327825-01-01		PROFESSIONAL SERVICES PROFESSIONAL SERVICES PROFESSIONAL SERVICES PROFESSIONAL SERVICES	143.88 146.70 119.20 260.29
<b>Total :</b>						<b>670.07</b>
157720	2/11/2020	105070 T-MOBILE USA, INC.	9387297757		GPS LOCATE - 12/13/19-01/10/2020	1,479.00
<b>Total :</b>						<b>1,479.00</b>
157721	2/11/2020	109775 TOMS TRUCK CENTER NORTH COUNTY	1171525 1173483 CM1171525	037-09905 037-09867	GTRANS AUTO PARTS GTRANS AUTO PARTS GTRANS AUTO PARTS	26,080.10 60.86 -8,287.50
<b>Total :</b>						<b>17,853.46</b>
157722	2/11/2020	109900 U.S. BANK CORPORATE PAYMENT, SYSTEMS	AYERS 12/23/19 BARRAGAN 01/22/20	035-00978	CAL CARD STATEMENT 11/23-12/23/19 CAL CARD STATEMENT 12/24-01/22/20	4,931.65 976.16

Voucher List  
CITY OF GARDENA

Bank code : usb

Voucher	Date	Vendor	Invoice	PO #	Description/Account	Amount
157722	2/11/2020	109900 U.S. BANK CORPORATE PAYMENT, SYSTEMS	(Continued)			
			BEEMAN 01/22/20		CAL CARD STATEMENT 12/24-01/22/20	1,014.18
			FINANCE 01/22/20		CAL CARD STATEMENT 12/24-01/22/20	1,255.88
			NOLAN 01/22/20		CAL CARD STATEMENT 12/24-01/22/20	1,812.22
			NOLAN 12/23/19		CAL CARD STATEMENT 11/23-12/23/19	2,710.55
			PALMA 01/22/20		CAL CARD STATEMENT 12/24-01/22/20	74.53
			ROMERO 01/22/20		CAL CARD STATEMENT 12/24-01/22/20	123.83
			ROMERO 12/23/19		CAL CARD STATEMENT 11/23-12/23/19	657.76
			SANTIN 01/22/20	034-00443	CAL CARD STATEMENT 12/24-01/22/20	7,781.72
			VERCELES 01/22/20		CAL CARD STATEMENT 12/24-01/22/20	4,090.00
			WARD 01/22/20		CAL CARD STATEMENT 12/24-01/22/20	171.34
					<b>Total :</b>	<b>25,599.82</b>
157723	2/11/2020	121010 UNITED RENTALS	178087952		RENTAL - PRESSURE WASHER	172.87
					<b>Total :</b>	<b>172.87</b>
157724	2/11/2020	121407 UPS	914073020		SHIPPING SERVICE CHARGES	14.29
			914073030		SHIPPING SERVICE CHARGES	14.29
					<b>Total :</b>	<b>28.58</b>
157725	2/11/2020	122050 VERIZON WIRELESS	9846037787		PW CELL PHONE SERVICE~	1,184.85
			9846544989		BUS CELL PHONE SERVICE~	652.39
					<b>Total :</b>	<b>1,837.24</b>
157726	2/11/2020	109685 WALKER, DIETRA	JANUARY 2020		MATH/READING INSTRUCTOR	448.00
					<b>Total :</b>	<b>448.00</b>
157727	2/11/2020	100107 WAYNE ELECTRIC CO.	194121		GTRANS AUTO PARTS	312.08
					<b>Total :</b>	<b>312.08</b>
157728	2/11/2020	123050 WILLIAMS SCOTSMAN, INC.	7481276		SERVICE CALL - WALL REPAIR	200.00
			7483075	035-00936	MODULAR BUILDING RENTAL CPX-804	2,637.37
					<b>Total :</b>	<b>2,837.37</b>
157729	2/11/2020	125001 YAMADA COMPANY, INC.	78700		PARK MAINT SUPPLIES	3.26
			78724		PARK MAINT SUPPLIES	62.25
			78752		PARK MAINT SUPPLIES	26.17
			78756		TREE MAINT SUPPLIES	239.53

Voucher List  
CITY OF GARDENA

Bank code : usb


Voucher	Date	Vendor	Invoice	PO #	Description/Account	Amount	
157729	2/11/2020	125001 YAMADA COMPANY, INC.	(Continued)				
			78772		TREE MAINT SUPPLIES	108.92	
			78773		TREE MAINT SUPPLIES	106.64	
					Total :	<b>546.77</b>	
157730	2/11/2020	103601 YINCOM	6599		COMPUTER REPLACEMENT PARTS	202.47	
			6601		COMPUTER REPLACEMENT PARTS	608.60	
			6602		COMPUTER REPLACEMENT PARTS	218.89	
			6604		COMPUTER REPLACEMENT PARTS	304.30	
			6607		COMPUTER REPLACEMENT PARTS	65.43	
			6608		COMPUTER REPLACEMENT PARTS	50.32	
			6609		COMPUTER REPLACEMENT PARTS	711.20	
			6612		COMPUTER REPLACEMENT PARTS	451.54	
					Total :	<b>2,612.75</b>	
157731	2/11/2020	105945 ZEMARC CORPORATION	3099864		GTRANS AUTO SUPPLIES	1,209.62	
					Total :	<b>1,209.62</b>	
157732	2/11/2020	104934 ZUMAR INDUSTRIES, INC.	86668	024-00626	MODIFICATION - VERMONT AND 164TI-	4,704.36	
					Total :	<b>4,704.36</b>	
180 Vouchers for bank code : usb						Bank total :	<b>1,120,241.24</b>
180 Vouchers in this report						Total vouchers :	<b>1,120,241.24</b>

Bank code : usb

Voucher	Date	Vendor	Invoice	PO #	Description/Account	Amount
---------	------	--------	---------	------	---------------------	--------

CLAIMS VOUCHER APPROVAL

I hereby certify that the demands or claims covered by the checks listed on pages 1 to 20 inclusive of the check register are accurate and funds are available for payment thereof.

By:   
Chief Fiscal Officer

This is to certify that the claims or demands covered by checks listed on pages 1 to 20 inclusive of the check register have been audited by the City Council of the City of Gardena and that all of the said checks are approved for payment except check numbers:

\_\_\_\_\_  
Mayor                      2/11/20  
Date

\_\_\_\_\_  
Councilmember                      Date

\_\_\_\_\_  
Councilmember                      Date

Acknowledged:

\_\_\_\_\_  
Councilmember                      Date

\_\_\_\_\_  
Councilmember                      Date



# CITY of GARDENA

5. D. (1)  
CITY MANAGER  
Report No. P-2020-3  
Date: February 11, 2020

**TO: THE HONORABLE MAYOR AND CITY COUNCIL**  
**SUBJECT: PERSONNEL REPORT**

1. Request City Council approval to Revise the job description and salary schedule of Recreation Coordinator from Schedule 40 (\$4,027 - \$5,139) to Schedule 42 (\$4,231 - \$5,400). The schedule adjustment is being made to maintain external salary parity. The job description is being revised to clarify job duties. Job Description attached.
2. Report that Administrative Support Services Supervisor, **ELENA-MICHELLE GUZMAN GARNER**, of the Police Department is on leave under the *Family Medical Leave Act / California Family Rights Act (FMLA/CFRA)* effective January 14, 2020 through March 15, 2020 on a continuous basis.
3. Report that Bus Operator, **DEBORAH BRITT**, of the Transportation Department has returned to duty from leave, effective January 7, 2020.
4. Report the recruitment for the Closed/Promotional position of Police Lieutenant (Police Department). This recruitment closed on January 29, 2020.
5. Report the recruitment for the Closed/Promotional position of Police Captain (Police Department). This recruitment closed on January 29, 2020.
6. Report the active recruitment for the Open/Competitive position of Equipment Utility Worker I (Transportation Department). This recruitment is scheduled to close on February 24, 2020.
7. Report the active recruitment for the Open/Competitive position of Police Service Officer (Police Department). This recruitment is scheduled to close on February 19, 2020.

Respectfully submitted,

**CLINT OSORIO**  
City Manager/Human Resources Officer

cc: City Attorney  
City Clerk  
Human Resources  
Payroll

## RECREATION COORDINATOR

### Job Summary

Under general direction, performs responsible, semi-professional recreation work in coordinating and directing a wide variety of recreational activities and programs assigned to the position; does related work as required.

### **Representative Duties**

Coordinate, organize, promote, implement, and evaluate recreational, and educational programs at park and City facilities; assist the Supervisor in implementation of goals and objectives involved in the operation of assigned program; participate in the development and monitoring of the annual budget for assigned programs; recruit, supervise, schedule, evaluate, train, hire and discipline part-time and contract employees; prepare or coordinate the development of event publicity materials and attend events as needed; maintain records and develop reports concerning new or ongoing programs and program effectiveness; prepare accurate and well-written reports; coordinate the acquisition of materials and equipment; cleans and repairs equipment as needed; collects and keeps record of monies received for program participation and insurance, fundraisers and facility rentals. The preceding duties have been provided as examples of the essential types of work performed by positions within this job classification. The City, at its discretion, may add, modify, change or rescind work assignments as needed.

### **Organizational Responsibilities**

Reports directly to the Recreation Supervisor, Program Administrator, or Director of Recreation and Human Services.

Each facility/program serves a certain community within the City and to a considerable extent, becomes a focal point of contact between those residents and the City. This position is oriented towards organization and supervision of staff, facility operations and specialized programs.

## QUALIFICATIONS GUIDE

### **Education and Experience**

Any combination of education, training, and experience that would likely provide the knowledge, skills, and abilities to successfully perform in the position is qualifying.

A typical combination includes: Education: Bachelor's Degree from an accredited college or university with emphasis in Recreation, Education, Administration or closely related field. Experience: Equivalent to three (3) years related experience as a Recreation Leader supervising staff within a municipal/community services or educational operation or progressively responsible work experience in after school, educational, or municipal recreation programming.

### **Knowledge and Abilities**

Knowledge of the philosophy, principles, practices and method of Recreation programming; of program content for specialized and general community recreation activities, programs and special events; of the sources of information about all phases of recreation programs; of the principles of supervision, training and public relations; ability to meet and communicate with all ages and groups in the community and to initiate interest and to motivate participation and constructive use of the programs and events at the facilities and parks; ability to coordinate staff, budgets and resources to meet program objectives.

### **Physical Demands and Working Conditions**

Work is performed in an office environment and at indoor and outdoor facilities; incumbents may be exposed to inclement weather conditions; work and/or walk on various surfaces including slippery or uneven surfaces. Duties require the ability to speak, hear, touch and see. Also required is the ability to exert a small amount of physical effort in sedentary to light work involving moving from one area to another; occasionally bending, stooping, kneeling, reaching, pushing and pulling (drawers opened and closed to retrieve and file information); occasionally lifting or carrying materials that weigh up to 50 pounds. Finger dexterity is needed to access, enter and retrieve data using a computer keyboard, typewriter, or calculator; requires sufficient hand/eye coordination to perform semi-skilled repetitive movements, such as typing on a keyboard, filing, data entry and/or use of a personal computer or other office equipment and

supplies; may involve sitting or standing for prolonged periods of time; must have the ability to operate a motor vehicle to travel to different sites and locations.

**License**

License requirement due to the performance of field duties that may require the operation of a City vehicle, a valid Class C California Driver's License and an acceptable driving record at the time of appointment and throughout employment may be required. California Department of Motor Vehicle (DMV) Pull Notice System: An incumbent appointed to this position is subject to enrollment in the California DMV Pull Notice Program. The Pull Notice program provides information on the incumbent's driving record and Driver's License status on a periodic basis to the City of Gardena. An employee assigned a City vehicle must acknowledge receipt and understanding of City Administrative Regulations covering the use of City vehicles.

Possession of or ability to obtain, an appropriate, valid CPR and basic First Aid Certificate.



# City of Gardena City Council Meeting

Agenda Item No. 5. D. (2)  
CONSENT CALENDAR  
Meeting Date: 02/11/2020  
Ordinance No. 1811

## AGENDA REPORT SUMMARY

TO: THE HONORABLE MAYOR AND CITY COUNCIL

AGENDA TITLE: SECOND READING: ORDINANCE NO. 1811:

Enacting a Transactions and Use Tax (Sales Tax) to be Administered by the California Department of Tax and Fee Administration, Subject to Adoption by the Electorate

(Introduced by Council Member Rodney G. Tanaka, November 26, 2019)

<u>COUNCIL ACTION REQUIRED:</u> Conduct Second Reading and Adopt Ordinance No. 1811.	<u>Action Taken</u>
<u>RECOMMENDATION AND STAFF SUMMARY:</u>  Staff respectfully recommends that the City Council conduct a Second Reading and Adopt Ordinance No. 1811 adding Gardena Municipal Code Chapter 3.14 which imposes a transactions and use tax, <b>which becomes operational if the majority of voters approve the measure at the March 3, 2020 General Municipal Election.</b>  On November 26, 2019, the City Council conducted a first reading of Ordinance No. 1811 related to adding Measure G, a transactions and use sales tax measure. The Ordinance was then introduced by Council Member Tanaka.  Adoption of the ordinance requires a two-thirds aye vote of the City Council and will then become operational if the majority of voters approve the measure (Measure G) at the March 3, 2020, General Municipal Election.	
<u>FINANCIAL IMPACT/COST:</u>  If approved, Measure G is expected to provide approximately \$7.4 million in revenue, annually.	
<u>ATTACHMENTS:</u>  Ordinance No. 1811	
Submitted by <u>Clint D. Osorio</u> , Clint D. Osorio, City Manager Date <u>2/3/20</u>	

**ORDINANCE NO. 1811**

**AN ORDINANCE OF THE CITY COUNCIL OF THE CITY OF GARDENA, CALIFORNIA, ENACTING A TRANSACTIONS AND USE TAX (SALES TAX) TO BE ADMINISTERED BY THE DEPARTMENT OF TAX AND FEE ADMINISTRATION, SUBJECT TO ADOPTION BY THE ELECTORATE**

NOW, THEREFORE, THE CITY COUNCIL OF THE CITY OF GARDENA, CALIFORNIA, DOES HEREBY ORDAIN, AS FOLLOWS:

SECTION 1. **ADOPTION OF NEW CHAPTER.** Chapter 3.14 [Transactions and Use Tax] is hereby added to the Gardena Municipal Code to read as follows:

**Chapter 3.14  
TRANSACTIONS AND USE TAX**

**3.14.010 Title.**

This Ordinance shall be known as the City of Gardena Neighborhood Safety and Community Services Transactions and Use Tax Ordinance of 2020. The City of Gardena hereinafter shall be called "City." This Ordinance shall be applicable in the incorporated territory of the City.

**3.14.020 Operative Date.**

"Operative Date" means the first day of the first calendar quarter commencing more than 110 days after the approval of the tax set forth herein by the voters pursuant to Section 7 of this ordinance.

**3.14.030 Purpose.**

This Ordinance is adopted to achieve the following, among other purposes, and directs that the provisions hereof be interpreted in order to accomplish those purposes:

A. To impose a retail transactions and use tax in accordance with the provisions of Part 1.6 (commencing with Section 7251) of Division 2 of the Revenue and Taxation Code and Section 7285.9 of Part 1.7 of Division 2 which authorizes the City to adopt this tax ordinance which shall be operative if a majority of the electors voting on the measure vote to approve the imposition of the tax at an election called for that purpose

B. To adopt a retail transactions and use tax ordinance that incorporates provisions identical to those of the Sales and Use Tax Law of the State of California insofar as those provisions are not inconsistent with the requirements and limitations contained in Part 1.6 of Division 2 of the Revenue and Taxation Code.

C. To adopt a retail transactions and use tax ordinance that imposes a tax and provides a measure therefore that can be administered and collected by the California Department of Tax and Fee Administration in a manner that adapts itself as fully as practicable to, and requires the least possible deviation from, the existing statutory and administrative procedures followed by the California Department of Tax and Fee Administration in administering and collecting the California State Sales and Use Taxes.

D. To adopt a retail transactions and use tax ordinance that can be administered in a manner that will be, to the greatest degree possible, consistent with the provisions of Part

1.6 of Division 2 of the Revenue and Taxation Code, minimize the cost of collecting the transactions and use taxes, and at the same time, minimize the burden of record keeping upon persons subject to taxation under the provisions of this Ordinance.

E. To provide transactions and use tax revenue to the City to be used for general purposes.

**3.14.040 Contract with State.**

Prior to the operative date, the City shall contract with the California Department of Tax and Fee Administration to perform all functions incident to the administration and operation of this transactions and use tax ordinance; provided, that if the City shall not have contracted with the California Department of Tax and Fee Administration prior to the operative date, it shall nevertheless so contract and in such a case the operative date shall be the first day of the first calendar quarter following the execution of such a contract.

**3.14.050 Transactions Tax Rate.**

For the privilege of selling tangible personal property at retail, a tax is hereby imposed upon all retailers in the incorporated territory of the City at the rate of 3/4 of a cent per dollar (0.75%) of the gross receipts of any retailer from the sale of all tangible personal property sold at retail in said territory on and after the operative date of this Ordinance.

**3.14.060 Place of Sale.**

For the purposes of this Ordinance, all retail sales are consummated at the place of business of the retailer unless the tangible personal property sold is delivered by the retailer or his or her agent to an out-of-state destination or to a common carrier for delivery to an out-of-state destination. The gross receipts from such sales shall include delivery charges, when such charges are subject to the state sales and use tax, regardless of the place to which delivery is made. In the event a retailer has no permanent place of business in the State or has more than one place of business, the place or places at which the retail sales are consummated shall be determined under rules and regulations to be prescribed and adopted by the California Department of Tax and Fee Administration.

**3.14.070 Use Tax Rate.**

An excise tax is hereby imposed on the storage, use or other consumption in the City of tangible personal property purchased from any retailer on and after the operative date of this Ordinance for storage, use or other consumption in said territory at the rate of 3/4 of a cent per dollar (0.75%) of the sales price of the property. The sales price shall include delivery charges when such charges are subject to state sales or use tax regardless of the place to which delivery is made.

**3.14.080 Adoption of the Provisions of State Law.**

Except as otherwise provided in this Ordinance and except insofar as they are inconsistent with the provisions of Part 1.6 of Division 2 of the Revenue and Taxation Code, all of the provisions of Part 1 (commencing with Section 6001) of Division 2 of the Revenue and Taxation Code are hereby adopted and made a part of this Ordinance as though fully set forth herein.

**3.14.090 Limitations on Adoption of State Law and Collection of Use Tax**

In adopting the provisions of Part 1 of Division 2 of the Revenue and Taxation Code:

A. Wherever the State of California is named or referred to as the taxing agency, the name of this City shall be substituted therefor. However, the substitution shall not be made when:

1. The word "State" is used as a part of the title of the State Controller, State Treasurer, State Treasury, or the Constitution of the State of California;

2. The result of that substitution would require action to be taken by or against this City or any agency, officer, or employee thereof rather than by or against the California Department of Tax and Fee Administration, in performing the functions incident to the administration or operation of this ordinance.

3. In those sections, including, but not necessarily limited to sections referring to the exterior boundaries of the State of California, where the result of the substitution would be to:

a. Provide an exemption from this tax with respect to certain sales, storage, use or other consumption of tangible personal property which would not otherwise be exempt from this tax while such sales, storage, use or other consumption remain subject to tax by the State under the provisions of Part 1 of Division 2 of the Revenue and Taxation Code, or;

b. Impose this tax with respect to certain sales, storage, use or other consumption of tangible personal property which would not be subject to tax by the state under the said provision of that code.

4. In Sections 6701, 6702 (except in the last sentence thereof), 6711, 6715, 6737, 6797 or 6828 of the Revenue and Taxation Code.

B. The word "City" shall be substituted for the word "State" in the phrase "retailer engaged in business in this State" in Section 6203 and in the definition of that phrase in Section 6203.

1. "A retailer engaged in business in the District" shall also include any retailer that, in the preceding calendar year or the current calendar year, has total combined sales of tangible personal property in this state or for delivery in the State by the retailer and all persons related to the retailer that exceeds five hundred thousand dollars (\$500,000). For purposes of this section, a person is related to another person if both persons are related to each other pursuant to Section 267(b) of Title 26 of the United States Code and the regulations thereunder.

**3.14.100 Permit Not Required.**

If a seller's permit has been issued to a retailer under Section 6067 of the Revenue and Taxation Code, an additional transactor's permit shall not be required by this ordinance.

**3.14.110 Exemptions and Exclusions.**

A. There shall be excluded from the measure of the transactions tax and the use tax the amount of any sales tax or use tax imposed by the State of California or by any city, city and county, or county pursuant to the Bradley-Burns Uniform Local Sales and Use Tax Law or the amount of any State-administered transactions or use tax.

B. There are exempted from the computation of the amount of transactions tax the gross receipts from:

1. Sales of tangible personal property, other than fuel or petroleum products, to operators of aircraft to be used or consumed principally outside the county in which the sale is made and directly and exclusively in the use of such aircraft as common carriers of persons or property under the authority of the laws of this State, the United States, or any foreign government.

2. Sales of property to be used outside the City which is shipped to a point outside the City, pursuant to the contract of sale, by delivery to such point by the retailer or his agent, or by delivery by the retailer to a carrier for shipment to a consignee at such point. For the purposes of this paragraph, delivery to a point outside the City shall be satisfied:

a. With respect to vehicles (other than commercial vehicles) subject to registration pursuant to Chapter 1 (commencing with Section 4000) of Division 3 of the Vehicle Code, aircraft licensed in compliance with Section 21411 of the Public Utilities Code, and undocumented vessels registered under Division 3.5 (commencing with Section 9840) of the Vehicle Code, by registration to an out-of-City address and by a declaration under penalty of perjury, signed by the buyer, stating that such address is, in fact, his or her principal place of residence; and

b. With respect to commercial vehicles, by registration to a place of business out-of-City and declaration under penalty of perjury, signed by the buyer, that the vehicle will be operated from that address.

3. The sale of tangible personal property if the seller is obligated to furnish the property for a fixed price pursuant to a contract entered into prior to the operative date of this ordinance.

4. A lease of tangible personal property which is a continuing sale of such property, for any period of time for which the lessor is obligated to lease the property for an amount fixed by the lease prior to the operative date of this ordinance.

5. For the purposes of subparagraphs (3) and (4) of this section, the sale or lease of tangible personal property shall be deemed not to be obligated pursuant to a contract or lease for any period of time for which any party to the contract or lease has the unconditional right to terminate the contract or lease upon notice, whether or not such right is exercised.

C. There are exempted from the use tax imposed by this ordinance, the storage, use or other consumption in this City of tangible personal property:

1. The gross receipts from the sale of which have been subject to a transactions tax under any state-administered transactions and use tax ordinance.

2. Other than fuel or petroleum products purchased by operators of aircraft and used or consumed by such operators directly and exclusively in the use of such aircraft as common carriers of persons or property for hire or compensation under a certificate of public convenience and necessity issued pursuant to the laws of this State, the United States, or any foreign government. This exemption is in addition to the exemptions provided in Sections 6366 and 6366.1 of the Revenue and Taxation Code of the State of California.

3. If the purchaser is obligated to purchase the property for a fixed price pursuant to a contract entered into prior to the operative date of this ordinance.

4. If the possession of, or the exercise of any right or power over, the tangible personal property arises under a lease which is a continuing purchase of such property for any period of time for which the lessee is obligated to lease the property for an amount fixed by a lease prior to the operative date of this ordinance.

5. For the purposes of subparagraphs (3) and (4) of this section, storage, use, or other consumption, or possession of, or exercise of any right or power over, tangible personal property shall be deemed not to be obligated pursuant to a contract or lease for any period of time for which any party to the contract or lease has the unconditional right to terminate the contract or lease upon notice, whether or not such right is exercised.

6. Except as provided in subparagraph (7), a retailer engaged in business in the City shall not be required to collect use tax from the purchaser of tangible personal property, unless the retailer ships or delivers the property into the City or participates within the City in making the sale of the property, including, but not limited to, soliciting or receiving the order, either directly or indirectly, at a place of business of the retailer in the City or through any representative, agent, canvasser, solicitor, subsidiary, or person in the City under the authority of the retailer.

7. "A retailer engaged in business in the City" shall also include any retailer of any of the following: vehicles subject to registration pursuant to Chapter 1 (commencing with Section 4000) of Division 3 of the Vehicle Code, aircraft licensed in compliance with Section 21411 of the Public Utilities Code, or undocumented vessels registered under Division 3.5 (commencing with Section 9840) of the Vehicle Code. That retailer shall be required to collect use tax from any purchaser who registers or licenses the vehicle, vessel, or aircraft at an address in the City.

D. Any person subject to use tax under this Ordinance shall be entitled to credit against that tax any transactions tax, or to reimbursement for a transactions tax, paid to a district or retailer in a district imposing a transactions tax pursuant to Part 1.6 of Division 2 of the Revenue and Taxation Code.

**3.14.120 Amendments to State Law.**

All amendments subsequent to the effective date of this ordinance to Part 1 of Division 2 of the Revenue and Taxation Code (commencing with Section 6001) relating to sales and use taxes and which are not inconsistent with Part 1.6 and Part 1.7 of Division 2 of the Revenue

and Taxation Code, and all amendments to Part 1.6 and Part 1.7 of Division 2 of the Revenue and Taxation Code, shall automatically become a part of this Ordinance, provided however, that no such amendment shall operate so as to affect the rate of tax imposed by this Ordinance. The City Council or the City's voters may amend this Ordinance to comply with applicable law or as may be otherwise necessary to further the Ordinance's stated purposes. However, as required by Article XIII C of the California Constitution, no amendment to this Ordinance may increase the rate of the taxes authorized by this chapter unless such amendment is submitted to an approved by the voters.

**3.14.130 Enjoining Collection Forbidden.**

No injunction or writ of mandate or other legal or equitable process shall issue in any suit, action or proceeding in any court against the State or the City, or against any officer of the State or the City, to prevent or enjoin the collection under this ordinance, or Part 1.6 of Division 2 of the Revenue and Taxation Code, of any tax or any amount of tax required to be collected.

**3.14.140 Use of Proceeds**

The proceeds of the tax imposed by this ordinance shall be deposited in the general fund of the City and may be used for any lawful municipal purpose. The tax does not meet the criteria established by Section 1(d) of Article XIII C of the California Constitution for special taxes, and is a general tax imposed for general government purposes

**3.14.150 Annual Audit**

The proceeds of this tax shall be subject to annual audit by an independent certified public accountant and the results of the audit shall be reported to the City Council in a document posted on the City's website and available for public inspection. Such audit may be done at the same time (and as a part of) the City's annual audit, and such reporting may be done as a part of the City's Consolidated Annual Financial Report.

**3.14.160 Severability.**

If any provision of this ordinance or the application thereof to any person or circumstance is held invalid, the remainder of the ordinance and the application of such provision to other persons or circumstances shall not be affected thereby.

**3.14.170 Effective Date.**

This ordinance relates to the levying and collecting of the City transactions and use taxes and shall take effect immediately.

**3.14.180 Termination Date.**

The authority to levy the tax imposed by this ordinance shall not expire unless terminated by lawful vote of the electorate or as required or authorized by law."

**SECTION 2. SEVERABILITY.** If any section, subsection, subdivision, paragraph, sentence, clause or phrase of this ordinance, or any part thereof is for any reason held to be unconstitutional, such decision shall not affect the validity of the remaining portion of this ordinance or any part thereof. The City Council hereby declares that it would have passed each section, subsection, subdivision, paragraph, sentence, clause or phrase thereof, irrespective of the fact that any one or more section, subsection, subdivision, paragraph, sentence, clause or phrase be declared unconstitutional.

**SECTION 3. CEQA.** The adoption of this ordinance is not a "project" subject to the requirements of the California Environmental Quality Act (CEQA) (Public Resources Code Section§§ 21000 et seq.). CEQA Guideline§ 15378(b)(4) provides that the creation of government funding mechanisms or other government fiscal activities that do not involve any commitment to a specific project that may result in a potentially significant physical impact on the environment are not projects subject to the requirements of CEQA.

**SECTION 4. CERTIFICATION.** The City Clerk of the City of Gardena shall certify that this ordinance was passed, approved and adopted by the People of the City of Gardena, California, voting on the 3<sup>rd</sup> day of March, 2020.

**SECTION 5. EFFECTIVE DATE. AND SUBMISSION TO VOTERS.** This ordinance relates to the levying and collecting of City transactions and use tax and shall take effect immediately. However, no tax imposed by this ordinance shall be effective unless that tax has been approved by the voters of the City as required by Section 2(b) of Article XIII C of the California Constitution and applicable law. Furthermore, the tax shall become operative only as set forth in Section 3.14.020 (Operative Date) of Chapter 3.14 [Transactions and Use Tax] which is codified by the adoption of this Ordinance.

Passed, approved, and adopted this \_\_\_\_\_ day of \_\_\_\_\_, 2020.

\_\_\_\_\_  
TASHA CERDA, Mayor

ATTEST:

\_\_\_\_\_  
MINA SEMENZA, City Clerk

APPROVED AS TO FORM:

  
\_\_\_\_\_  
CARMEN VASQUEZ, City Attorney



# City of Gardena City Council Meeting

Agenda Item No. 5. D. ( 3 )



Department: CONSENT CALENDAR

Meeting Date: February 11, 2020

## AGENDA REPORT SUMMARY

TO: THE HONORABLE MAYOR AND CITY COUNCIL

AGENDA TITLE: ACCEPTANCE OF PROJECTS AND NOTICE OF COMPLETION  
NORMANDIE AVE. STREET IMPROVEMENT, REDONDO BEACH  
BLVD. TO ARTESIA BLVD., JN 920  
ALL AMERICAN ASPHALT

<p><u>COUNCIL ACTION REQUIRED:</u></p> <p>Accept Projects and Order the Recordation of Notice of Completion</p>	<p><u>Action Taken</u></p>
<p><u>RECOMMENDATION AND STAFF SUMMARY:</u></p> <p>Staff respectfully recommends that the City Council accept the work and order the recordation of the Notice of Completion.</p> <p>This project overlaid approximately 350,000 square feet of pavement, removed and replaced 144 linear feet of curb and gutter, 7,272 square feet of sidewalk and installed 53 new street trees.</p> <p>Sufficient funds to complete this project were appropriated by the City Council in the FY 2017-2018 Capital Improvement Budget using Prop C Funds.</p>	
<p><u>FINANCIAL IMPACT/COST:</u></p> <p>Amount of Expense: \$821,073.76 (Design, Construction Management and Inspection)</p> <p>Funding Source: Prop C</p>	
<p><u>ATTACHMENTS:</u></p> <p>Notice of Completion</p>	
<p>Submitted by: <u></u>, Kevin Kwak, Principal Civil Engineer Date: <u>2-5-20</u></p> <p>Concurred by: <u></u>, Clint Osorio, City Manager Date: <u>2/6/20</u></p>	

RECORDING REQUEST BY AND MAIL TO:

Mina Semenza, City Clerk  
City of Gardena  
1700 W. 162nd Street  
Gardena, CA 90247

SPACE ABOVE THIS LINE RESERVED FOR RECORDER'S USE

**NOTICE OF COMPLETION**

NOTICE IS HEREBY GIVEN, that:

1. The undersigned is the duly authorized representative of the City of Gardena, a Municipal Corporation of the State of California located within the County of Los Angeles in said State at 1700 West 162 Street, Gardena, California 90247.
2. That on the 11th day of June, 2019, the City Council of said City entered into contract with All American Asphalt whose address is P.O. Box 2229, Corona, CA 92878 for the improvement titled Normandie Ave. Street Improvement, Redondo Beach Blvd. to Artesia Blvd., JN 920 in accordance with City of Gardena Plans and Specifications.
3. That all of the work and improvement was located at Various Locations in said City. The owner of the location is the City of Gardena.
4. That all of the work and improvement contemplated in and under said contract was substantially completed on January 21, 2020.
5. That the City Council formally accepted this work and improvement on February 11, 2020.
6. That the Surety on the Performance Bond and the Labor and Material Bond of said Contractor under said contract was, and is, the Fidelity and Deposit Company of Maryland whose address is 777 S. Figueroa St., Suite 3900, Los Angeles, CA 90017.

The undersigned, being first duly sworn, states: That he is the duly authorized representative of the City of Gardena, the political subdivision of the State of California which conducted the proceedings for the improvement titled Normandie Ave. Street Improvement, Redondo Beach Blvd. to Artesia Blvd., JN 920 in said City, that he has read the foregoing "Notice of Completion" and knows the facts recited therein are true.

IN WITNESS THEREOF, I have hereunto subscribed my name as the duly authorized representative of said City this      day of                      2020.

City of Gardena

WILLIAM MENDOZA



# City of Gardena City Council Meeting

Agenda Item No. 5.D. ( 4 )

Department: Consent Calendar

Meeting Date: February 11, 2020

## AGENDA REPORT SUMMARY

TO: THE HONORABLE MAYOR AND CITY COUNCIL MEMBERS

AGENDA TITLE: APPROVE FUNDING AGREEMENT BETWEEN THE LOS ANGELES COUNTY METROPOLITAN TRANSPORTATION AUTHORITY (METRO) AND THE CITY OF GARDENA FOR METRO EXPRESSLANES DIRECT ALLOCATION FUNDS FOR INCREMENTAL TRANSIT SERVICE PROGRAM

<u>COUNCIL ACTION REQUIRED:</u>	<u>Action Taken</u>
Approve Agreement	

RECOMMENDATION AND STAFF SUMMARY:

In 2008, the Metro Board approved the programming of \$290 million in federal and state funding to support the implementation of projects included in the LA County Congestion Reduction Demonstration Program ("Metro ExpressLanes"). The projects included transit improvements and the conversion of high occupancy vehicle (HOV) lanes on Interstate 110 and 10 to high occupancy toll (HOT) lanes.

GTrans received funding from prior allocations of the ExpressLanes program over the years, including funding for expanded service on Line 1X with service to downtown Los Angeles, and funding to add more frequent service on Line 2.

In March 2019, the Metro Board authorized continued direct allocation funding for GTrans' aforementioned incremental transit service improvements on Line 2. Because of a delay with Metro Contract Administration, Metro staff opted to consolidate the funding award into one funding agreement that covers two fiscal years. The term of the agreement includes FY2019 and 2020, at \$920,000 per year, for a total of \$1,840,000. Upon full execution of this agreement, GTrans may invoice for outstanding operating revenues, and begin a quarterly billing cycle for the remaining \$800,000 during fiscal year 2020.

FINANCIAL IMPACT/COST:

The agreement will provide GTrans outstanding operating revenue for FY2019 and future operating revenue for FY2020 in a total amount of \$1,840,000.

ATTACHMENTS:

A. Funding Agreement for Metro ExpressLanes Direct Allocation Funds for Incremental Transit Service #MX201449

Submitted by *Ernie Crespo*, Ernie Crespo, Transportation Director Date 2/4/20

Concurred by *Clint Osorio*, Clint Osorio, City Manager Date 2/6/20

**FUNDING AGREEMENT**  
**Metro ExpressLanes Direct Allocation Funds for Incremental Transit Service**

This Funding Agreement ("Agreement") is for Los Angeles County Congestion Reduction Initiative ("ExpressLanes") Service is entered into as of November 18, 2019 and is by and between the Los Angeles County Metropolitan Transportation Authority ("LACMTA") and the City of Gardena ("Sponsor").

WHEREAS, on March 28, 2019, the Board of Directors of LACMTA approved the Congestion Reduction Program Net Toll Revenue Reinvestment Grant Direct Annual Allocation for Transit Service on the I-110 and I-10 ExpressLanes, including a grant to Sponsor for Fiscal Years 2019 and 2020 for a total of \$1,840,000 implemented to support the deployment of the Metro ExpressLanes; and

WHEREAS, LACMTA is the agency responsible for administering the net toll revenues; and

WHEREAS, LACMTA and Sponsor desire to agree to the terms and conditions of this Agreement.

NOW, THEREFORE, the parties hereby agree as follows:

The terms and conditions of this Agreement consist of the following and each is incorporated by reference herein as if fully set forth herein:

1. Part I - Specific Terms of the Agreement
2. Part II - General Terms of the Agreement
3. Attachment A - Service Funding
4. Attachment B – Scope of Work
5. Attachment C – ExpressLanes Allocation Request Form
6. Attachment D - Status of Funds Report
7. Attachment E – Ridership Data Report
8. Attachment F - Reporting and Expenditure Guidelines
9. Attachment F1 - Quarterly Progress/Expenditure Report
10. Any other attachments or documents referenced in the above documents

In the event of a conflict, the Specific Terms of this Agreement and Attachments A, B, C, D, E, F, and F1 shall have precedence in that order and shall prevail over the General Terms of this Agreement.

IN WITNESS WHEREOF, the parties have caused this Agreement to be executed by their duly authorized representatives as of the dates indicated below:

LACMTA:

LOS ANGELES COUNTY METROPOLITAN TRANSPORTATION AUTHORITY

By: \_\_\_\_\_  
Phillip A. Washington  
Chief Executive Officer

Date: \_\_\_\_\_

APPROVED AS TO FORM:

MARY C. WICKHAM  
County Counsel

By:  \_\_\_\_\_  
Deputy

Date: 11/20/19

SPONSOR:

City of Gardena

By: \_\_\_\_\_  
City of Gardena Mayor

Date: \_\_\_\_\_

APPROVED AS TO FORM:

By: \_\_\_\_\_  
City Attorney

Date: \_\_\_\_\_

**PART I**  
**SPECIFIC TERMS OF THE AGREEMENT**

1. Title of the Service (the "Service"): Gardena Municipal Bus Lines Operating Subsidy for Incremental Transit Service on the I-110 Harbor Freeway
2. To the extent the funds are available, LACMTA shall make to Sponsor a one-time grant of the ExpressLanes Net Toll Revenue funds, based on service eligibility and funds available, in the amount of \$1,840,000 (the "Funds") for the Service in accordance with the terms of this Agreement.
3. The "Service Funding" documents all sources of funds approved for the Service, attached to this Agreement as **Attachment A**. Service Funding includes the total approved budget for the Service.
4. Sponsor shall complete the Service as described in the "Scope of Work" for the Service, attached to this Agreement as **Attachment B**. The Scope of Work includes a description of the Service, a detailed description of the work to be completed by Sponsor. Service work shall be delivered in accordance with the Scope of Work, unless otherwise agreed to in writing. If Sponsor is consistently behind schedule in meeting milestones or in delivering the Service, then LACMTA will have the option to terminate this Agreement for default as described in Part II, Sections 9 and 10. Any changes in the Scope of Work must be made by amendment.
5. Sponsor shall provide the information regarding the incremental transit service as itemized in the ExpressLanes Allocation Request Form, attached to this Agreement as **Attachment C**, by December 1<sup>st</sup> of each year, which separately reports data pertaining to the Funds and to the applicable fiscal year.
6. This one-time grant shall be on a reimbursement basis. Each quarter, Sponsor must provide the Status of Funds Report, attached to this Agreement as **Attachment D**, Ridership Data Report, attached to this Agreement as **Attachment E**, and appropriate supporting documents with the Quarterly Progress/Expenditure Report, attached to this Agreement as **Attachment F1**.
7. Eligible Service expenses are defined in the Reporting and Expenditure Guidelines (**Attachment F**). The form of the Quarterly Progress/Expenditure Report is attached as **Attachment F1**. LACMTA will withhold five percent (5%) of eligible expenditures per invoice as retainage pending an audit of expenditures and completion of the Scope of Work.
8. The duration of the grant Service, as evidence in **Attachment B**, shall be **July 1, 2018 until June 30, 2020**, and all eligible costs shall be incurred during this period.
9. Amendments to this Agreement shall be in writing executed by the parties. No changes to the (i) funding amount, (ii) Service Funding, (iii) the Scope of Work, or (iv) the lapse date of

the Funds shall be allowed without a written amendment to this Agreement, approved and signed by the LACMTA Chief Executive Officer or his/her designee and Sponsor.

10. Notice will be given to the parties at the address specified below unless otherwise notified in writing of change of address. Any notice required or permitted to be delivered hereunder shall be deemed to be delivered upon receipt by the correct address by United States mail, postage prepaid, certified or registered mail, return receipt requested, or by Federal Express or other reputable overnight delivery service addressed to the parties hereto as follows:

LACMTA's Address:

Los Angeles County Metropolitan Transportation Authority  
One Gateway Plaza  
Los Angeles, CA 90012  
Attention: Michel'le Davis; Mail Stop 99-11-1  
Email: [davismi@metro.net](mailto:davismi@metro.net)

Sponsor's Address:

City of Gardena, G-Trans  
13999 S Western Avenue  
Gardena, CA 90249  
Attention: Dana Pynn  
Email: [dpynn@gardenabus.com](mailto:dpynn@gardenabus.com)

**PART II**  
**GENERAL TERMS OF THE AGREEMENT**

1. **TERM:**

1.1 The term of this Agreement shall commence on the date this Agreement is fully executed and, shall expire upon the occurrence of all of the following, unless terminated earlier as provided herein: (i) the agreed upon Scope of Work has been completed; (ii) all LACMTA audit and reporting requirements have been satisfied; and (iii) the final disbursement of the Funds has been made to Sponsor. The parties understand and agree there are certain covenants and agreements which specifically remain in effect after expiration or termination of this Agreement.

1.2 Should LACMTA determine there are insufficient Funds available for the Service; LACMTA may terminate this Agreement by giving written notice to Sponsor at least thirty (30) days in advance of the effective date of such termination. If this Agreement is terminated pursuant to this section, LACMTA will not reimburse Sponsor any costs incurred after the effective date of such termination.

2. **INVOICE BY SPONSOR:**

2.1 Unless otherwise stated in this Agreement, the ExpressLanes Allocation Request Form, the Status of Funds Report, the Ridership Data Report and the Quarterly Progress/Expenditure Report, with supporting documentation of expenses and Service progress as described in Part II, Section 4.1 of this Agreement, and other documents as required by LACMTA, shall satisfy LACMTA invoicing requirements. Expenses that are not invoiced within sixty (60) days after the Lapsing Date as defined in Part II, Section 8.1 below are not eligible for reimbursement.

Send invoice with supporting documentation to:  
**Los Angeles County Metropolitan Transportation Authority**  
**Accounts Payable**  
**P. O. Box 512296**  
**Los Angeles, CA 90051-0296**  
Re: LACMTA Agreement# 920000000MX201449  
Attention Michel'le Davis, 9<sup>th</sup> Floor, MS 99-11-1

3. **USE OF FUNDS:**

3.1 Sponsor shall utilize the Funds to complete the Service as described in the Scope of Work and in accordance with the Reporting and Expenditure Guidelines. Sponsor shall be eligible for the Funds up to the grant amount specified in Part I, Section 2 of this Agreement subject to the terms and conditions contained herein.

3.2 Sponsor shall not use the Funds to substitute for any other funds or services not specified in this Agreement. Further, Sponsor shall not use the Funds for any expenses or activities beyond the approved Scope of Work (**Attachment B**).

3.3 Sponsor must use the Funds in the most cost-effective manner. If Sponsor intends to use a consultant or contractor to implement all or part of the Service, LACMTA requires that such activities be procured in accordance with Sponsor's contracting procedures and consistent with State law. Sponsor will also use the Funds in the most cost-effective manner when the Funds are used to pay "in-house" staff time. Sponsor staff or consultant with service oversight roles cannot award work to companies in which they have a financial or personal interest. This effective use of funds provision will be verified by LACMTA through on-going Service monitoring and through any LACMTA interim and final audits.

3.4 Sponsor's employee, officers, councilmembers, board members, agents, or consultants (a "Sponsor Party") are prohibited from participating in the selection, award, or administration of a third-party contract or sub-agreement supported by the Funds if a real or apparent conflict of interest would be involved. A conflict of interest would include, without limitation, an organizational conflict of interest or when any of the following parties has a financial or other interest in any entity selected for award: (a) a Sponsor Party, (b) any member of a Sponsor Party's immediate family, (c) a partner of a Sponsor Party; (d) any organization that employs or intends to employ any of the above. This conflict of interest provision will be verified by LACMTA through on-going Service monitoring and through any LACMTA interim and final audits.

3.5 Sponsor is obligated to continue using the Service consistent with the ExpressLanes Net Toll Revenue Re-Investment purposes for which the Service was approved. The obligations set forth in this section shall survive termination of this Agreement.

#### 4. DISBURSEMENT OF FUNDS:

4.1 Sponsor shall submit the Status of Funds Report, attached to this Agreement as Attachment D, the Ridership Data Report, attached to this Agreement as Attachment E, and the Quarterly Progress/Expenditure Report, attached to this Agreement as Attachment F1, within sixty (60) days after the close of each quarter on the last day of the months November, February, May and August. Should Sponsor fail to submit such reports within ten (10) days of the due date and/or Sponsor submits incomplete reports, LACMTA will not reimburse Sponsor until the completed required reports are received, reviewed, and approved. The Quarterly Progress/Expenditure Report shall include all appropriate documentation (such as contractor invoices, timesheets, receipts, etc.) with a clear justification and explanation of their relevance to the Service for reimbursement. If no activity has occurred during a particular quarter, Sponsor will still be required to submit the Quarterly Progress/Expenditure Report indicating no dollars were expended that quarter. If a request for reimbursement exceeds \$500,000 in a single month, then Sponsor can submit such an invoice once per month with supporting documentation.

4.2 Disbursements shall be made on a reimbursement basis in accordance with the provisions of this Agreement.

4.3 LACMTA will make all disbursements electronically unless an exception is requested in writing. Disbursements via Automated Clearing House (ACH) will be made at no cost to Sponsor. Sponsor must complete the ACH form and submit such form to LACMTA before grant payments can be made. ACH Request Forms can be found at [http://www.metro.net/services/call\\_services/call\\_services-reference-documents/](http://www.metro.net/services/call_services/call_services-reference-documents/).

4.4 Sponsor must provide detailed supporting documentation with its Status of Funds Report, Ridership Data Report, and Quarterly Progress/Expenditure Report.

4.5 Expenses that are not invoiced within sixty (60) days after the lapsing date specified in Part II, Section 8.1 below are not eligible for reimbursement.

## 5. REPORTING AND AUDIT REQUIREMENTS/PAYMENT ADJUSTMENTS:

5.1 LACMTA, and/or its designee, shall have the right to conduct audits of the Service, as deemed appropriate, such as financial and compliance audits; interim audits; pre-award audits; performance audits; and final audits. LACMTA will commence a final audit within six (6) months of receipt of an acceptable final invoice, provided the Service is ready for final audit (meaning all costs and charges have been paid by Sponsor and invoiced to LACMTA, and such costs, charges and invoices are properly documented and summarized in the accounting records to enable an audit without further explanation or summarization, including actual indirect rates for the period covered by the Agreement under review). Sponsor agrees to establish and maintain proper accounting procedures and cash management records and documents in accordance with Generally Accepted Accounting Principles (GAAP). Sponsor shall reimburse LACMTA for any expenditure not in compliance with this Agreement and the Guidelines. Sponsor's eligible expenditures submitted to LACMTA for this Service shall be in compliance with the Reporting and Expenditure Guidelines (**Attachment F**) and Office of Management and Budget ("OMB") Circular A-87. The allowability of costs for Sponsor's contractors, consultants and suppliers submitted to LACMTA through Sponsor's Quarterly Progress/Expenditure Reports shall be in compliance with OMB Circular A-87 or Federal Acquisition Regulations, Subpart 31 (FAR), whichever is applicable. Any use of the Funds which is expressly prohibited under this Agreement shall be an ineligible use of the Funds and may be disallowed by LACMTA audit. Findings of the LACMTA audit are final. When LACMTA audit findings require Sponsor to return monies to LACMTA, Sponsor shall return such monies within thirty (30) days after the final audit is sent to Sponsor.

5.2 Sponsor's records shall include, without limitation, accounting records, written policies and procedures, contract files, original estimates, correspondence, change order files (including documentation covering negotiated settlements), invoices, and any other supporting evidence deemed necessary by LACMTA to substantiate charges related to the Service (all collectively referred to as "records") shall be open to inspection and subject to audit and reproduction by LACMTA auditors or authorized representatives to the extent deemed necessary by LACMTA to adequately permit evaluation of expended costs. Such records subject to audit shall also include, without limitation, those records deemed necessary by LACMTA to evaluate and verify, direct and indirect costs, (including overhead allocations) as they may apply to costs associated with the Service. These records must be retained by Sponsor for three (3) years following final payment under this Agreement.

Payment of retention amounts shall not occur until after the LACMTA's final audit is completed.

5.3 Sponsor shall cause all contractors to comply with the requirements of Part II, Sections 5.1 and 5.2 above. Sponsor shall cause all contractors to cooperate fully in furnishing or in making available to LACMTA all records deemed necessary by LACMTA auditors or authorized representatives related to the Service.

5.4 LACMTA or any of its duly authorized representatives, upon reasonable written notice, shall be afforded access to all of the records of Sponsor and its contractors related to the Service, and shall be allowed to interview any employee of Sponsor and its contractors through final payment to the extent reasonably practicable.

5.5 LACMTA or any of its duly authorized representatives, upon reasonable written notice, shall have access to the offices of Sponsor and its contractors, shall have access to all necessary records, including reproduction at no charge to LACMTA, and shall be provided adequate and appropriate work space in order to conduct audits in compliance with the terms and conditions of this Agreement.

5.6 In addition to LACMTA's other remedies as provided in this Agreement, LACMTA shall withhold the Funds and/or recommend not to award future Net Toll Revenue Funds to Sponsor if the LACMTA audit has determined that Sponsor failed to comply with the Scope of Work (such as misusing Funds or failure to return Funds owed to LACMTA in accordance with LACMTA audit findings) and/or is severely out of compliance with other terms and conditions as defined by this Agreement, including the access to records provisions of Part II, Section 5.

5.7 When business travel associated with the Service requires use of a vehicle, the mileage incurred shall be reimbursed at the mileage rates set by the Internal Revenue Service, as indicated in the United States General Services Administration Federal Travel Regulation, Privately Owned Vehicle Reimbursement Rates.

5.8 Sponsor shall certify monthly invoices by reviewing all contractor and subcontractor costs and maintaining internal control to ensure that all expenditures are allocable, allowable and reasonable and in accordance with OMB Circular A-87 or FAR Subpart 31 (whichever is applicable) and the terms and conditions of this Agreement.

5.9 Sponsor shall also certify final costs of the Service to ensure all costs are in compliance with OMB Circular A-87 or FAR Subpart 31 (whichever is applicable) and the terms and conditions of this Agreement.

5.10 Whenever possible, in exercising its audit rights under this Agreement, LACMTA shall rely on Sponsor's own records and audit work to minimize direct audit of contractors, consultants, and suppliers.

**6. ONE TIME GRANT:**

6.1 This is a one-time only grant subject to the terms and conditions agreed to herein and in the Guidelines. This grant does not imply nor obligate any future funding commitment on the part of LACMTA. Funding should not exceed \$920,000 per fiscal year.

**7. SOURCES AND DISPOSITION OF FUNDS:**

7.1 The obligation for LACMTA to grant the Funds for the Service is subject to sufficient Funds being made available for the Service by the LACMTA Board of Directors. If such Funds are not made available for the Service, LACMTA shall have no obligation to provide the Funds for the Service, unless otherwise agreed to in writing by LACMTA.

7.2 Sponsor shall be responsible for any and all cost overruns for the Service.

7.3 LACMTA shall have the right to review and approve or reject any proposed changes to the Scope of Work.

7.4 At any time, if Sponsor receives outside funding for the Service in addition to the Funds identified in the Service Funding at the time this grant was awarded, this Agreement shall be amended to reflect such additional funding. If, at the time of final voucher, funding for the Service (including the Funds and any additional funding) exceeds the actual Service costs, then the cost savings shall be applied in the same proportion as the sources of funds from each party to this Agreement as specified in the Service Funding and both the Funds and Sponsor Funding Commitment required for the Service shall be reduced accordingly.

**8. TIMELY USE OF FUNDS / REPROGRAMMING OF FUNDS:**

8.1 Sponsor must demonstrate timely use of the Funds by:

- (i) Executing this Agreement within sixty (60) days of receiving formal transmittal of the Funding Agreement from LACMTA; and
- (ii) Timely submitting the ExpressLanes Allocation Request Form, Status of Funds Report, Ridership Data Report, and Quarterly Progress/Expenditure Report as described in Part II, Section 4.1 of this Agreement; and
- (iii) Expending the Funds granted under this Agreement for allowable costs by the end of the term of the Funding Agreement ("the Lapsing Date").

8.2 In the event that the timely use of the Funds is not demonstrated as described in this Part II, Section 8.1 of this Agreement, the Service will be reevaluated by LACMTA as part of its Net Toll Revenue Reinvestment Grant Recertification/Deobligation

process and the Funds may be deobligated and reprogrammed to another service by the LACMTA Board of Directors. If Sponsor does not complete one element of the Service, as described in the Scope of Work, due to all or a portion of the Funds lapsing, the entire Service may be subject to deobligation at LACMTA's sole discretion. In the event that all the Funds are reprogrammed, this Agreement shall automatically terminate.

#### 11. DEFAULT:

9.1 A Default under this Agreement is defined as any one or more of the following: (i) Sponsor fails to comply with the terms and conditions contained herein or in the Guidelines; (ii) Sponsor is consistently behind schedule in meeting milestones or in delivering the Service; or (iii) Sponsor fails to perform satisfactorily or makes a material change, as determined by LACMTA at its sole discretion, to the Scope of Work, or the Service Funding without LACMTA's prior written consent or approval as provided herein.

#### 10. REMEDIES:

10.1 In the event of a Default by Sponsor, LACMTA shall provide written notice of such Default to Sponsor with a 30-day period to cure the Default. In the event Sponsor fails to cure the Default, or commit to cure the Default and commence the same within such 30-day period, and thereafter diligently continue such cure to completion to the satisfaction of LACMTA, LACMTA shall have the following remedies: (i) LACMTA may terminate this Agreement; (ii) LACMTA may make no further disbursements of Funds to Sponsor; and/or (iii) LACMTA may recover from Sponsor any Funds disbursed to Sponsor as allowed by law or in equity.

10.2 Effective upon receipt of written notice of termination from LACMTA pursuant to Section 10.1, Sponsor shall not undertake any new work or obligation with respect to this Agreement unless so directed by LACMTA in writing. Any Funds expended after termination shall be the sole responsibility of Sponsor.

10.3 The remedies described herein are non-exclusive. LACMTA shall have the right to enforce any and all rights and remedies herein or which may be now or hereafter available at law or in equity.

#### 11. COMMUNICATIONS:

11.1 Sponsor shall ensure that all Communication Materials contain recognition of LACMTA's and Metro ExpressLanes' contribution to the Service as more particularly set forth in "Funding Agreement Communications Materials Guidelines" available online or from the LACMTA Service Manager. Please check with the LACMTA Service Manager for the web address. The Funding Agreement Communications Materials Guidelines may be changed from time to time during the course of this Agreement. Sponsor shall be responsible for complying with the latest Funding Agreement Communications Materials Guidelines during the term of this Agreement, unless otherwise specifically authorized in writing by the LACMTA Chief Communications Officer.

11.2 For purposes of this Agreement, “Communications Materials” include, but are not limited to, press events, public and external newsletters, printed materials, advertising, websites, radio and public service announcements, electronic media, and construction site signage. A more detailed definition of “Communications Materials” is found in the Funding Agreement Communications Materials Guidelines.

11.3 In addition to complying with the LACMTA “Funding Agreement Communications Materials Guidelines,” Sponsor shall:

- (i) include prominently/in the lead, at a minimum, recognition of Metro ExpressLanes’ contribution to the Service on literature, marketing brochures, newsletters, invitations and other communication materials by including the phrase “This service was partially funded by Metro ExpressLanes.”
- (ii) include in any Joint Agency press release, at a minimum, a recognition of Metro ExpressLanes’ contribution to the Service by including the phrase “This service was partially funded by Metro ExpressLanes.”
- (iii) notify the LACMTA Service Manager of all planned press events, ribbon cuttings, groundbreakings, and all other public and/or press events related to the Service at a minimum 30 days before such events take place to allow LACMTA to participate in such events, at LACMTA’s sole discretion.
- (iv) include prominently/in the lead on all Service Websites, recognition of Metro ExpressLanes’ contribution to the Service by including the phrase “This website is partially funded by Metro ExpressLanes,” the Metro logo and the Metro ExpressLanes logo, and a link to the Metro ExpressLanes website.
- (v) prominently display the following phrase on all signage for service structures, facilities, and construction sites: “This service made possible by Metro [Metro logo] and Metro ExpressLanes [Metro ExpressLanes logo]”
- (vi) request the most current Metro logo and the most current Metro ExpressLanes logo from the LACMTA Service Manager when creating any and all communications materials containing the Metro logo and Metro ExpressLanes logo.

11.4 The Metro logo is a trademarked item that shall be reproduced and displayed in accordance with specific graphic guidelines. These guidelines and logo files including scalable vector files will be available through the LACMTA Service Manager.

11.5 Sponsor shall ensure that any subcontractor, including, but not limited to, public relations, public affairs, and/or marketing firms hired to produce Service Communications Materials for public and external purposes will comply with the requirements contained in this Section.

11.6 The LACMTA Service Manager shall be responsible for monitoring Sponsor compliance with the terms and conditions of this Section. Sponsor failure to comply with the terms of this Section shall be deemed a default hereunder and LACMTA shall have all rights and remedies set forth herein.

12. **OTHER TERMS AND CONDITIONS:**

12.1 This Agreement, along with its Attachments and the Guidelines, constitutes the entire understanding between the parties, with respect to the subject matter herein. The Agreement shall not be amended, nor any provisions or breach hereof waived, except in writing signed by the parties who agreed to the original Agreement or the same level of authority. Adoption of revisions or supplements to the Guidelines shall cause such revisions or supplements to become incorporated automatically into this Agreement as though fully set forth herein.

12.2 In the event that there is any court proceeding between the parties to enforce or interpret this Agreement to protect or establish any rights or remedies hereunder, the prevailing party shall be entitled to its costs and expenses, including reasonable attorney's fees.

12.3 Neither LACMTA nor any subsidiary or their respective directors, officers, agents, or employee thereof shall be responsible for any damage or liability occurring by reason of anything done or committed to be done by Sponsor under or in connection with any work performed by or service provided by Sponsor, its officers, agents, employees, contractors and subcontractors under this Agreement. Sponsor shall fully indemnify, defend (with counsel approved by LACMTA) and hold LACMTA, and its subsidiaries and affiliates, their respective directors, officers, agents and employees harmless from and against any suits and causes of actions, claims, losses, liability, damages, costs and expenses, including without limitation, any costs or liability on account of bodily injury, death or personal injury of any person or for damage to or loss of property, any environmental obligation, and any legal fees in any way arising out of acts or omissions to act related to the Service or this Agreement, without requirement that LACMTA first pay such claim. The obligations set forth in this section shall survive termination of this Agreement.

12.4 Neither party hereto shall be considered in default in the performance of its obligation hereunder to the extent that the performance of any such obligation is prevented or delayed by unforeseen causes including acts of God, acts of a public enemy, and government acts beyond the control and without fault or negligence of the affected party. Each party hereto shall give notice promptly to the other of the nature and extent of any such circumstances claimed to delay, hinder, or prevent performance of any obligations under this Agreement.

12.5 Sponsor shall comply with and insure that work performed under this Agreement is done in compliance with Generally Accepted Accounting Principles (GAAP), all applicable provisions of federal, state, and local laws, statutes, ordinances, rules, regulations, and procedural requirements including Federal Acquisition Regulations (FAR), and the applicable requirements and regulations of LACMTA. Sponsor acknowledges responsibility for

obtaining copies of and complying with the terms of the most recent federal, state, or local laws and regulations, and LACMTA requirements, including any amendments thereto.

12.6 Sponsor agrees that those sections of this Agreement marked with an asterisk shall be included in every contract entered into by Sponsor or its contractors relating to work performed under this Agreement and LACMTA shall have the right to review and audit such contracts.

12.7 Sponsor shall not assign this Agreement, or any part thereof, without prior approval of the LACMTA Chief Executive Officer or his designee, and any assignment without said consent shall be void and unenforceable at the option of LACMTA.

12.8 This Agreement shall be governed by California law. If any provision of this Agreement is held by a court of competent jurisdiction to be invalid, void, or unenforceable, the remaining provisions shall nevertheless continue in full force without being impaired or invalidated in any way.

12.9 The covenants and agreements of this Agreement shall inure to the benefit of, and shall be binding upon, each of the parties and their respective successors and assigns.

12.10 Sponsor will advise LACMTA prior to any key Service staffing changes.

12.11 Sponsor in the performance of the work described in this Agreement is not a contractor nor an agent or employee of LACMTA. Sponsor attests to no organizational or personal conflicts of interest and agrees to notify LACMTA immediately in the event that a conflict, or the appearance thereof, arises. Sponsor shall not represent itself as an agent or employee of LACMTA and shall have no powers to bind LACMTA in contract or otherwise.

**ATTACHMENT A - PROJECT FUNDING  
EXPRESSLANES NET TOLL REVENUE  
DIRECT ALLOCATION - FUNDING AGREEMENT**

FA.CRD  
920000000MX

**PROJECT TITLE: Incremental Service on Line 2  
GRANTEE/ PROJECT SPONSOR: Ciyt of Gardena's GTrans  
(\$ in Actual Dollars)**

(LACMTA Programmed Funding and Sponsors Match Only)

PROGRAMMED FUNDS	FY 2018-19	FY 2019-20	N/A	N/A	N/A	N/A	TOTAL BUDGET	% OF BUDGET
LACMTA PROGRAMMED FUNDING:								
SELECT:								
ExpressLanes Direct Allocation	920,000	920,000					1,840,000	15.5%
<b>LACMTA SUBTOTAL</b>							<b>1,840,000</b>	<b>15.5%</b>
GRANTEE/SPONSOR MATCH:								
Grantee Funding Commitment (specify type)								
(Write specific type of funding match)								
SELECT:								
City General Fund								
Prop A or C Local Return	4,412,648	4,412,648					8,825,295	74.1%
STPL								
Passenger Fares	621,411	621,411					1,242,822	10.4%
<b>GRANTEE / PROJECT SPONSOR MATCH SUBTOTAL</b>							<b>10,068,117</b>	<b>84.5%</b>
<b>TOTAL PROGRAMMED FUNDING</b>	<b>\$5,954,059</b>	<b>\$5,954,059</b>					<b>\$11,908,117</b>	<b>100.0%</b>

11,908,117

**EXPRESSLANES NET TOLL REVENUE  
DIRECT ALLOCATION - FUNDING AGREEMENT**

FA.CRD  
920000000MX

**ATTACHMENT B  
SCOPE OF WORK**

**CITY OF GARDENA's GTRANS**

**Continuation of Proposed Operating Service on Line 2**

Through an initial grant of CRD funds, two new gasoline electric hybrid 40-foot buses were added to services on the City of Gardena's GTrans. Line 2 on weekdays from 4:20 am to 7:05 pm beginning September 04, 2011. Each bus runs on the Line 2 route extending from the Harbor Gateway Transit Center (serving Metro's Silver Line) through Vermont and Imperial (Metro's Vermont Station) to Vermont and PCH in the City of Harbor City. These additional buses along with those already operating on the route allow Line 2 to operate at fifteen (15) minute frequencies from approximately 4:35 am to 6:55 pm each weekday.

The City of Gardena's GTrans will maintain the existing or better level of incremental transit service as provided in FY11-FY18 provided through the operation of buses on Gardena Line 2. GTrans will maintain overall service levels on Line 2 in FY19 and FY20. GTrans will ensure that the total amount of incremental CRD transit service, funded by the direct allocation of \$1,840,000 is maintained.

The direct allocation of Metro ExpressLanes Net Toll Revenue Funds to the City of Gardena's GTrans for the continued incremental transit service improvements on Line 2 for the period July 1, 2018 through June 30, 2020 is not to exceed a total of \$1,840,000.

**Program Conditions**

1. Funding for continued incremental transit service on GTrans Line 2 shall be from a direct allocation of Metro ExpressLanes Net Toll Revenue Funds. GTrans will be responsible for all cost overruns for the defined incremental transit service in order to meet the service levels during the term of the agreement.
2. The City of Gardena's GTrans will provide operating data for the term of July 1, 2018 through June 30, 2020. GTrans will provide data analysis while the program is operating. To comply with Part I Section 5 and 6 of the Agreement, the City of Gardena will provide operating data required in Attachments C, D, E and F1. The data in Attachments D and E will be submitted on a monthly basis to Metro. It will include the following information for GTrans Line 2: average weekday

# Attachment C: ExpressLanes Allocation Request Form

## LOS ANGELES COUNTY METROPOLITAN TRANSPORTATION AUTHORITY

### Express Lanes Toll Revenue Allocation Request Form

Fiscal Year : 2018-2019

Agency Name: City of Gardena's GTrans

	Line #2	Line #	Line#	Line#	Annual Totals
<b><u>Service Data:</u></b>					
Total Vehicle Miles	377,105				\$ 377,105
Vehicle Service Miles	394,074				\$ 394,074
Total Vehicle Hours	37,010				\$ 37,010
Vehicle Service Hours	37,980				\$ 37,980
Unlinked Passengers	876,257				\$ 876,257
Passenger Miles Traveled	3,615,458				\$ 3,615,458
<b><u>Cost Data:</u></b>					
Operating Cost Less Depr	\$ 5,954,059				\$ 5,954,059
Less: Passenger Revenue	621,411				\$ 621,411
Grantee Match	4,412,648				\$ 4,412,648
Amount Requested	\$ 920,000	\$ -	\$ -	\$ -	\$ 920,000

# Attachment C: ExpressLanes Allocation Request Form

## LOS ANGELES COUNTY METROPOLITAN TRANSPORTATION AUTHORITY

### Express Lanes Toll Revenue Allocation Request Form

Fiscal Year : 2019-2020

Agency Name: City of Gardena's GTrans

	Line #	Line #	Line#	Line#	Annual Totals
<b>Service Data:</b>					
Total Vehicle Miles	377,105				\$ 377,105
Vehicle Service Miles	394,074				\$ 394,074
Total Vehicle Hours	37,010				\$ 37,010
Vehicle Service Hours	37,980				\$ 37,980
Unlinked Passengers	876,257				\$ 876,257
Passenger Miles Traveled	3,615,458				\$ 3,615,458
<b>Cost Data:</b>					
Operating Cost Less Depr	\$ 5,954,059				\$ 5,954,059
Less: Passenger Revenue	621,411				\$ 621,411
Grant Match	4,412,648				\$ 4,412,648
Amount Requested	\$ 920,000	\$ -	\$ -	\$ -	\$ 5,332,648

# Attachment D: Status of Funds Report

## Status of Funds by Source Summary

AGENCY: City of Gardena's GTrans

CRD PROJECT NAME: Incremental Service on Line 2

PERIOD ENDING: 30-Jun-19

	A	B	(B/A)	C	(C/A)	D	(D/A)
FUND SOURCES	FUND AMOUNTS BUDGETED	COMMITMENTS	%	EXPENDITURES	%	BILLED TO FUNDING SOURCE	%
ExpressLanes Net Toll Revenues Direct Allocation	\$920,000	0	0%		0%		0%
<b>TOTAL</b>	<b>\$920,000</b>	<b>\$0</b>	<b>0%</b>	<b>\$0</b>	<b>0%</b>	<b>\$0</b>	<b>0%</b>

# Attachment D: Status of Funds Report

## Status of Funds by Source Summary

AGENCY: City of Gardena's GTrans

CRD PROJECT NAME: Incremental Service on Line 2

PERIOD ENDING: 30-Jun-20

	A	B	(B/A)	C	(C/A)	D	(D/A)
FUND SOURCES	FUND AMOUNTS BUDGETED	COMMITMENTS	%	EXPENDITURES	%	BILLED TO FUNDING SOURCE	%
ExpressLanes Net Toll Revenues Direct Allocation	\$920,000	0	0%		0%		0%
<b>TOTAL</b>	<b>\$920,000</b>	<b>\$0</b>	<b>0%</b>	<b>\$0</b>	<b>0%</b>	<b>\$0</b>	<b>0%</b>



## REPORTING & EXPENDITURE GUIDELINES

### Metro ExpressLanes Direct Allocation Funds for Incremental Transit Service

#### REPORTING PROCEDURES

- Quarterly Progress/Expenditure Report (**Attachment F1**) is required for all projects. The Grantee shall be subject to and comply with all applicable requirements of the funding agency regarding project-reporting requirements. In addition, Grantee will submit a quarterly report to LACMTA at **One Gateway Plaza, Los Angeles, CA 90012, Attn: Michelle Davis, MS 99-11-1**. Please note that letters or other forms of documentation may **not** be substituted for this form.
- The Quarterly Progress/Expenditure Report covers all activities related to the project and lists all costs incurred. It is essential that Grantee provide complete and adequate response to all the questions. The expenses listed must be supported by appropriate documentation with a clear explanation of the purpose and relevance of each expense to the project. Expenses must reflect the proportionate share of local match, including in-kind, charged to the grant.
- In cases where there are no activities to report, or problems causing delays, clear explanation, including actions to remedy the situation, must be provided.
- Grantees are required to track and report on the project schedule. LACMTA will monitor the timely use of funds and delivery of projects. Project delay, if any, must be reported each quarter. Projects not delivered in a timely manner will be reevaluated by LACMTA as part of the annual Call for Projects Recertification process and the Funds may be deobligated and reprogrammed by the LACMTA Board.
- The Quarterly Progress/Expenditure Report is due to LACMTA as soon as possible after the close of each quarter, but no later than the following dates for each fiscal year:

<i>Quarter</i>	<i>Report Due Date</i>
July -September	November 30
October - December	February 28
January - March	May 31
April - June	August 31

Upon completion of the Project a final report that includes project's final evaluation must be submitted.

## EXPENDITURE GUIDELINES

- Any activity or expense charged above and beyond the approved Scope-of-Work (FA Attachment B) **is considered ineligible** and will not be reimbursed by LACMTA unless **prior written authorization** has been granted by the LACMTA Chief Executive Officer or his designee.
- Any expense charged to the grant or local match, including in-kind, must be clearly and directly related to the project.
- Any activity or expense charged as local match cannot be applied to any other LACMTA-funded or non-LACMTA-funded projects; activities or expenses related to a previously funded project cannot be used as local match for the current project.
- Administrative cost is the ongoing expense incurred by the Grantee for the duration of the project and for the direct benefit of the project as specified in the Scope-of-Work (**Attachment B**). Examples of administrative costs are personnel, office supplies, and equipment. As a condition for eligibility, all costs must be necessary for maintaining, monitoring, coordinating, reporting and budgeting of the project. Additionally, expenses must be reasonable and appropriate to the activities related to the project.
- LACMTA is not responsible for, and will not reimburse any costs incurred by the Grantee prior to the execution of the FA, unless **written authorization** has been granted by the LACMTA Chief Executive Officer or her designee.
- The FA is considered executed when the LACMTA Chief Executive Officer or her designee signs the document.

## DEFINITIONS

- Local Participation: Where local participation consists of “in-kind” contributions rather than funds, the following contributions may be included:
  - Costs incurred by a local jurisdiction to successfully complete the project. Examples include engineering, design, rights-of-way purchase, and construction management costs.
  - Donations of land, building space, supplies, equipment, loaned equipment, or loaned building space dedicated to the project.
  - Donations of volunteer services dedicated to the project.
  - A third-party contribution of services, land, building space, supplies or equipment dedicated to the project.
- Allowable Cost: To be allowable, costs must be reasonable, recognized as ordinary and necessary, consistent with established practices of the organization, and consistent with industry standard of pay for work classification.

- **Excessive Cost:** Any expense deemed “excessive” by LACMTA staff would be adjusted to reflect a “reasonable and customary” level. For detail definition of “reasonable cost”, please refer to the Federal Register *OMB Circulars A-87 Cost Principals for State and Local Governments; and A-122 Cost Principals for Nonprofit Organizations*.
- **Ineligible Expenditures:** Any activity or expense charged above and beyond the approved Scope-of-Work is considered ineligible.



# City of Gardena City Council Meeting

Agenda Item No. 5.D. (5)  
CONSENT CALENDAR  
Meeting Date: February 11, 2020

## AGENDA REPORT SUMMARY

TO: THE HONORABLE MAYOR AND CITY COUNCIL

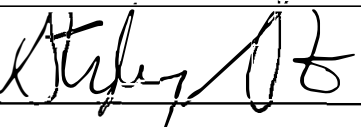

AGENDA TITLE: RATIFY ADMINSTRATIVE APPROVAL OF THE ELDERLY NUTRITION PROGRAM CONTRACT ENP162006 AMENDMENT FOUR

<u>COUNCIL ACTION REQUIRED:</u>	<u>Action Taken</u>
<ul style="list-style-type: none"> <li>• Ratify Administrative Approval of ENP162006 Amendment Four</li> </ul>	

<u>RECOMMENDATION AND STAFF SUMMARY:</u>
<p>Staff respectfully recommends that the City Council ratify administrative approval of the Elderly Nutrition Program (ENP) Contract No. ENP162006 <u>Amendment Four</u> between the City of Gardena and the County of Los Angeles Department of Workforce Development, Aging and Community Services.</p> <p>The Elderly Nutrition Program includes serving congregate meals and home-delivered meals, as well as conducting telephone reassurance to the older and functionally impaired adult population.</p> <p>Amendment Four to this contract increases the unit rates for the contracted ENP Services by fourteen percent (14%) in response to the City of Gardena's increased operational costs. It will be effective from January 1, 2020 to June 30, 2020.</p>

<u>FINANCIAL IMPACT/COST:</u>
None

<u>ATTACHMENTS:</u>
<ol style="list-style-type: none"> <li>1) Fiscal Year 2019-20 Elderly Nutrition Program Services Unit Rate Increase Letter</li> <li>2) Subaward Number ENP162006 Amendment Four</li> <li>3) ENP162006 Unit Rate Chart</li> </ol>

Submitted by 	Stephany Santin, Director of Recreation & Human Services	Date <u>2/6/2020</u>
Concurred by 	Clint Osorio, City Manager	Date <u>2/6/20</u>



lacounty.gov

Hilda L. Solis  
Mark Ridley-Thomas  
Sheila Kuehl  
Janica Hahn  
Kathryn Barger

# COUNTY OF LOS ANGELES WORKFORCE DEVELOPMENT, AGING AND COMMUNITY SERVICES

3175 West Sixth Street • Los Angeles, CA 90020

Tel: 213-738-2600 • Fax: 213-487-0379



wdacs.lacounty.gov

*"Connecting communities and improving the lives of all generations"*

Otto Solórzano  
Acting Director

December 30, 2019

City of Gardena  
Attention: Ms. Tasha Cerda  
1700 West 162<sup>nd</sup> Street  
Gardena, CA 90247

## FISCAL YEAR 2019-20 ELDERLY NUTRITION PROGRAM SERVICES UNIT RATE INCREASE

Dear Ms. Cerda:

In an effort to ensure that Elderly Nutrition Program (ENP) Services are delivered continuously under the current Subaward number ENP162006, County of Los Angeles Workforce Development, Aging and Community Services (County) has determined to provide City of Gardena (Subrecipient) a fourteen percent (14%) unilateral increase in the unit rate(s) for each of the funded Service Categories provided by Subrecipient. The increased unit rate(s) noted in Attachment 1 (FY 2019-20 Elderly Nutrition Program Unit Rate Increase for City of Gardena) will be effective January 1, 2020 through June 30, 2020, upon execution of a forthcoming amendment. After the amendment is executed (which will require a revised Mandated Program Services and Budget, if applicable), the new unit rate(s) will be reflected in GetCare. Subrecipient shall continue to provide the same units of Services which were established for Fiscal Year 2019-20 and when additional funds become available County will augment the Subaward Sum to increase this funding. Since the Subaward will terminate on June 30, 2020, County will provide additional information regarding the re-procurement of ENP Services under a separate communication.

If you have any questions, please contact your assigned Contract Analyst, Irma Panosian, by phone or e-mail as follows: (323) 336-5426 or [ipanosian@wdacs.lacounty.gov](mailto:ipanosian@wdacs.lacounty.gov).

Sincerely,

Carol Domingo  
Program Manager

Attachment

**ELDERLY NUTRITION PROGRAM SERVICES  
SUBAWARD NUMBER ENP162006  
SUBAWARD PERIOD JULY 1, 2016 – JUNE 30, 2020**

**AMENDMENT FOUR**

This Amendment is made and entered into by and between

**COUNTY OF LOS ANGELES THROUGH ITS DEPARTMENT OF  
WORKFORCE DEVELOPMENT, AGING AND COMMUNITY SERVICES**  
("County" or "WDACS")

County's Business Address  
3175 West Sixth Street  
Los Angeles, CA 90020

and

**City of Gardena**  
("Contractor" or "Subrecipient")

Subrecipient's Business Address  
1700 West 162<sup>nd</sup> Street  
Gardena, CA 90247

**WHEREAS**, reference is made to that certain document entitled "Elderly Nutrition Program Services Subaward Number ENP162006 Subaward Period July 1, 2016 – June 30, 2020" dated July 1, 2016, and the Amendments thereto (hereafter collectively referred to as "Contract" or "Subaward"); and

**WHEREAS**, the parties hereto have previously entered into the above referenced Subaward for the purpose of providing Elderly Nutrition Program (ENP) Services, which include serving congregate meals and home-delivered meals as well as conducting telephone reassurance to the older adult population in Los Angeles County (excluding the City of Los Angeles); and

**WHEREAS**, County and Subrecipient recognize and agree that specific terms (including, but not limited to, Contract, Subaward, Contractor, Subrecipient, Subcontract, Lower Tier Subaward, Subcontractor and Lower Tier Subrecipient) are used interchangeably throughout this Amendment in order to comply with Federal, State, and County regulations; and

**WHEREAS**, it is the intent of the parties to amend this Subaward for the following purposes: 1) increase the unit rates for the contracted ENP Services by fourteen

percent (14%) in response to Subrecipient's increased operational costs; and, 2) provide for the other changes set forth herein; and

**WHEREAS**, the Subaward provides that changes to its terms may be made in the form of a written Amendment, which is formally approved and executed by the parties.

**NOW THEREFORE, THE PARTIES HERETO AGREE AS FOLLOWS:**

- I. This Amendment shall commence on **January 1, 2020 or upon execution by all parties**, whichever occurs later.
- II. Paragraph 5.0 (Subaward Sum), Subparagraph 5.1.3 is added as follows:
  - 5.1.3 The final approved unit rates are set forth in the letter entitled "Fiscal Year 2019-20 Elderly Nutrition Program Services Unit Rate Increase", which is incorporated herein by reference. Subrecipient shall continue to provide the same units of Services which were established for Fiscal Year 2019-20 and when additional funds become available County will augment the Subaward Sum to increase this funding. Subrecipient shall submit a revised Mandated Program Services and/or Budget as directed by County.
- III. "Exhibit W1 (Budget for Title III C-1 Program Services) Amendment 4 {FY 2019-20 Revised Baseline}" is added, is an addendum to "Exhibit W1 (Budget for Title III C-1 Program Services)", and is incorporated herein by reference.
- IV. "Exhibit W2 (Budget for Title III C-2 Program Services) Amendment 4 {FY 2019-20 Revised Baseline}" is added, is an addendum to "Exhibit W2 (Budget for Title III C-2 Program Services)", and is incorporated herein by reference.
- V. "Exhibit W3 (Budget for Title III B Program Services) Amendment 4 {FY 2019-20 Revised Baseline}" is added, is an addendum to "Exhibit W3 (Budget for Title III B Program Services)", and is incorporated herein by reference.
- VI. "Exhibit X1 (Mandated Program Services for Title III C-1 Program) Amendment 4 {FY 2019-20 Revised Baseline}" is added, is an addendum to "Exhibit X1 (Mandated Program Services for Title III C-1 Program)", and is incorporated herein by reference.
- VII. "Exhibit X2 (Mandated Program Services for Title III C-2 Program) Amendment 4 {FY 2019-20 Revised Baseline}" is added, is an addendum to "Exhibit X2 (Mandated Program Services for Title III C-2 Program)", and is incorporated herein by reference.
- VIII. "Exhibit X3 (Mandated Program Services for Title III B Program) Amendment 4 {FY 2019-20 Revised Baseline}" is added, is an addendum to "Exhibit X3



IN WITNESS WHEREOF, the Board of Supervisors of the County of Los Angeles has caused this. **Amendment Four** to be subscribed on its behalf by the Acting Director of Workforce Development, Aging and Community Services, and the Subrecipient has subscribed the same through its Authorized Representative. The Authorized Representative(s) signing on behalf of Subrecipient warrants under penalty of perjury that he or she is authorized to bind Subrecipient.

**COUNTY OF LOS ANGELES**

By \_\_\_\_\_  
Otto Solórzano, Acting Director      Date  
County of Los Angeles  
Workforce Development, Aging  
and Community Services

**SUBRECIPIENT**

\_\_\_\_\_  
City of Gardena  
Subrecipient's Legal Name

\_\_\_\_\_  
ENP162006  
Subaward Number


By CLINT OSORIO      1/16/20  
Name of Authorized      Date  
Representative

CITY MANAGER  
Title

  
Signature

Approved as to Form:

**OFFICE OF COUNTY COUNSEL**  
Mary C. Wickham, County Counsel

By   
Lawrence M. Green  
Deputy County Counsel

By \_\_\_\_\_  
Name of Authorized      Date  
Representative

\_\_\_\_\_  
Title

\_\_\_\_\_  
Signature

Attachment 1

FY 2019-20 Elderly Nutrition Program  
Unit Rate Increase for City of Gardena

Funding Source	Service Category	Unit Rate	NSIP Rate <sup>1</sup>	Allocation Amount	Supervisorial District(s)
Older Americans Act (OAA) Title III C-1	American Meals	\$5.24	\$0.71	\$189,006	2
	Ethnic Meals				
Older Americans Act (OAA) Title III C-2	Hot Meals	\$6.44	\$0.71	\$169,628	
	Frozen Meals	\$4.50	\$0.71		
	Emergency Meals	\$6.44	\$0.71		
Older Americans Act (OAA) Title III B	Telephone Calls	\$0.68		\$1,000	
<b>Subaward Sum Year 4</b>				<b>\$359,634</b>	

---

<sup>1</sup> The approved rate for Nutrition Services Incentive Program (NSIP) is \$0.71 per unit of Service. The Allocation Amount does not include NSIP. Reimbursement for NSIP is not guaranteed and is subject to availability.



**DEPARTMENT of RECREATION & HUMAN SERVICES**

1670 WEST 162nd STREET / GARDENA, CALIFORNIA 90247-3734 / WWW.CITYOFGARDENA.ORG / PHONE (310) 217-9537

**ENP162006 Unit Rate Chart**

<b>Funding Source</b>	<b>Service Category</b>	<b>Unit Rate (June 2016-December 2019)</b>	<b>Unit Rate (January 2020-June 2020) Reflects 14% Increase</b>
Older Americans Act (OAA) Title III C-1 (Congregate)	American Meals	\$4.60	\$5.24
Older Americans Act (OAA) Title III C-2 (Home-Delivered)	Hot Meals	\$5.65	\$6.44
	Frozen Meals	\$3.95	\$4.50
	Emergency Meals	\$5.65	\$6.44
Older Americans Act (OAA) Title III B	Telephone Calls	\$0.60	\$0.68

TASHA CERDA, Mayor / ART KASKANIAN, Mayor Pro Tem

MARK E. HENDERSON, Councilmember / DAN MEDINA, Councilmember / RODNEY G. TANAKA, Councilmember

MINA SEMENZA, City Clerk / J. INGRID TSUKIYAMA, City Treasurer / CLINT OSORIO, City Manager / CARMEN VASQUEZ, City Attorney



**City of Gardena**  
**City Council Meeting**



**AGENDA REPORT SUMMARY**

Agenda Item No. 8. B. ( 1 )  
 Department: COMMUNITY DEVELOPMENT  
 Meeting Date: 02/11/2020  
 Ordinance No. 1815  
 Resolution No. 6424

TO: THE HONORABLE MAYOR AND CITY COUNCIL MEMBERS  
 AGENDA TITLE: PUBLIC HEARING: Adoption of the 2019 California State Building Code with Local Amendments

- (a) Ordinance No. 1815, Repealing Chapter 15.04 of the Gardena Municipal Code and Adopting a New Chapter 15.04 that Adopts by Reference the 2019 California Building Standards Code with Amendments, Except Part 9, and Readopts Section 15.04.020 Relating to Fees (*Introduced by Council Member Dan Medina, January 14, 2020*)
- (b) Resolution No. 6424, Setting Forth Findings for Required Amendments to the 2019 California State Building Code Relative to Local Climate, Topographic and Geologic Conditions

APPLICANT : City of Gardena

<p><u>COUNCIL ACTION REQUIRED:</u></p> <ul style="list-style-type: none"> <li>• Conduct a public hearing</li> <li>• Adopt Ordinance No. 1815 Approving the Zone Code Amendment</li> <li>• Adopt Resolution No. 6424 Setting Forth Findings for Required Amendments</li> </ul>	<p><u>Action Taken</u></p>
<p><u>RECOMMENDATION AND STAFF SUMMARY:</u></p> <p>Staff respectfully recommends that the City Council conduct a public hearing, adopt Ordinance No. 1815 and Resolution No. 6424, adopting by reference, the 2019 California State Building Code, with amendments.</p> <p>On January 14, 2020, Council Member Dan Medina introduced Ordinance No. 1815, to adopt the 2019 California State Building Code with local amendments. Because the Ordinance adopts the California State Building Standards Code by reference, state law requires that it first be introduced and then the City Council set a public hearing date. Therefore, at the same City Council Meeting a public hearing date was scheduled for February 11, 2020.</p> <p>Resolution No. 6424 sets forth the necessary findings to enable the City to amend the new building codes to reflect local conditions relating to seismic safety and local climatic conditions in order to better protect the City.</p>	
<p><u>FINANCIAL IMPACT/COST:</u></p> <p>None</p>	
<p><u>ATTACHMENT:</u></p> <ul style="list-style-type: none"> <li>• Ordinance No. 1815</li> <li>• Resolution No. 6424</li> </ul>	
<p>Submitted by:  Raymond Barragan, Acting Community Development Director Date: 02/06/2020</p> <p>Submitted by:  Clint Osorio, City Manager Date: 02/06/2020</p>	

**ORDINANCE NO. 1815**

**AN ORDINANCE OF THE CITY COUNCIL OF THE CITY OF GARDENA, CALIFORNIA, REPEALING CHAPTER 15.04 OF THE GARDENA MUNICIPAL CODE AND ADOPTING A NEW CHAPTER 15.04 WHICH ADOPTS BY REFERENCE THE 2019 CALIFORNIA STATE BUILDING STANDARDS CODE, WITH AMENDMENTS, EXCEPT PART 9, AND READOPTS SECTION 15.04.020 RELATING TO FEES**

**WHEREAS**, California Health & Safety Code Section 18901 et seq. provides that the Building Standards Commission shall adopt a California Building Standards Code ("CBSC") based on specified uniform codes with input from various State Departments; and

**WHEREAS**, the 2019 CBSC has been adopted and is codified in Title 24 of the California Code of Regulations; and

**WHEREAS**, California Health & Safety Code Section 17922 provides that the Department of Housing and Community Development is to adopt the CBSC and other regulations; and

**WHEREAS**, the Department of Housing and Community Development has adopted the most recent version of the CBSC; and

**WHEREAS**, California Health & Safety Code Section 17958.5 provides that a city may make changes in the provisions adopted pursuant to Health and Safety Code Section 17922 and published in the CBSC or other regulations upon specified findings; and

**WHEREAS**, California Health & Safety Code Section 17958 further provides that, if a city does not amend, add, or repeal ordinances or regulations to impose those requirements or make changes, the provisions published in the CBSC or other regulations shall be applicable to the city and shall be effective 180 days after publication of the CBSC by the California Building Standards Commission; and

**WHEREAS**, the California Building Standards Commission adopted the 2019 Codes to be effective as of January 1, 2020; and

**WHEREAS**, the City Council of the City of Gardena has determined that it would like to adopt the CBSC by reference, as well as make certain amendments thereto; and

**WHEREAS**, prior to adopting this Ordinance, the City Council adopted Resolution No. 6424, making the necessary findings to amend the California Building Standards Code;

**NOW, THEREFORE, THE CITY COUNCIL OF THE CITY OF GARDENA, CALIFORNIA, DOES ORDAIN, AS FOLLOWS:**

**SECTION 1.** Chapter 15.04 of the Gardena Municipal Code is repealed.

**SECTION 2.** Chapter 15.04 is added to the Gardena Municipal Code to read, as follows:

**Chapter 15.04  
General Building Provisions**

**15.04.010 Adoption of the California Building Standards Code**

A. Subject to the amendments and changes set forth herein, the following parts of the 2019 California Building Standards Code as set forth in Title 24 of the California Code of Regulations are adopted by reference in their entirety:

1. Part 1 – California Building Standards Administrative Code.
2. Part 2 – California Building Code and the following division and appendices:
  - a. Division II, Scope and Administration to the California Building Code;
  - b. Appendix F, Rodent-proofing;
  - c. Appendix H, Signs;
  - d. Appendix I, Patio Covers;
  - e. Appendix J, Grading.
3. Part 2.5 – California Residential Building Code and the following division and appendices:
  - a. Division II, Scope and Administration to the California Residential Building Code;
  - b. Appendix H, Patio Covers;
  - c. Appendix J, Existing Buildings and Structures;
  - d. Appendix K, Sound Transmission;
  - e. Appendix O, Automatic Vehicular Gate;
  - f. Appendix V, Swimming Pool Safety Act.
4. Part 3 – California Electrical Code, In its entirety.
5. Part 4 – California Mechanical Code and the following appendix:
  - a. Appendix B, Procedures to be followed to place Gas Equipment in Operation.
6. Part 5 – California Plumbing Code and the following appendices:
  - a. Appendix A, Recommended Rules for the Sizing of Water Piping System;
  - b. Appendix B, Explanatory Notes on Combination Waste and Vent Systems
  - c. Appendix D, Sizing of Storm Water Drainage Systems;

- d. Appendix G, Sizing of Vent System;
  - e. Appendix I, Installation Standard for PEX Tubing Systems for Hot and Cold Water Distribution;
  - f. Appendix J, Combination of Indoor and Outdoor Combustion; and Ventilation Opening Design.
7. Part 6 – California Energy Code, including all appendices.
8. Part 8 – California Historical Building Code, as adopted by the State of California, including all appendices.
9. Part 10 – California Existing Building Code and the following appendix:
- a. Appendix A, Guidelines For Retrofit Of Existing Buildings
    - i. Chapter A1, Seismic Strengthening Provisions For Unreinforced Masonry Bearing Wall Buildings;
    - ii. Chapter A2, Earthquake Hazard Reduction In Existing Concrete And Reinforced Masonry Wall Buildings With Flexible Diaphragms;
    - iii. Chapter A3, Prescriptive Provisions For Seismic Strengthening Of Cripple Walls And Sill Plate Anchorage Of Light Wood Framed Buildings; and
    - iv. Chapter A5, Reference Standards.
10. Part 11 – California Green Building Standards Code (“Cal Green”).
- B. The most recent version of the Los Angeles County Fire Code, as set forth in Section 8.08.020, shall be part of the building regulations of the city. In cases of conflict between any provision between the Los Angeles County Fire Code and the other provisions of the building regulations of the city of Gardena, the most restrictive provision shall prevail.**

**15.04.020 Fees**

The City shall charge fees for all permits, plan checks, inspections and other services performed by the City relating to any portion of the Building Regulations of the City or any other provision of Title 15 of the Gardena Municipal Code in an amount set by resolution of the City Council.

**15.04.030 Amendment of Part 2, California Building Code**

- A. Section 105.2 of the California Building Code relating to Building exemptions is amended to read as follows; the exemptions for electrical, gas, mechanical and plumbing remain the same:

**105.2 Work exempt from permit.** Exemptions from permit requirements of this code shall not be deemed to grant authorization for any work to be done in any manner

in violation of the provisions of this code or any other laws or ordinances of this jurisdiction. Permits shall not be required for the following:

**Building:**

1. One-story Detached Accessory Structures, used as tool and storage sheds, playhouses and similar uses provided the floor area does not exceed 120 square feet, with three feet clear from a building or property line and conforming to the zoning requirements of the Gardena Municipal Code.
2. [deleted].
3. [deleted].
4. [deleted].
5. Water tanks supported directly on grade if the capacity is not greater than 5,000 gallons (18,925 L) and the ratio of height to diameter or width is not greater than 2:1.
6. Sidewalks and driveways not more than 30 inches (762) mm above adjacent grade, and not over any basement or story below and are not part of an accessible route.
7. Painting, papering, floor and wall tiling – excluding showers and wet areas, carpeting, cabinets, counter tops not containing plumbing or electrical fixtures, and similar finish work.
8. Temporary motion picture, television, and theater stage sets and scenery.
9. Prefabricated swimming pools accessory to a Group R-3 occupancy that are less than 18 inches deep, do not exceed 5,000 gallons and are installed entirely above ground.
10. Shade cloth structures constructed for nursery or agricultural purposes, and not including service systems.
11. Swings and other playground equipment accessory to detached one- and two-family dwellings.
12. Window awnings in Group R-3 or Group U occupancies, supported by an exterior wall that do not project more than 54 inches from the exterior wall and do not require additional support.
13. Nonfixed and Movable fixtures, cases, racks, counters, and partitions not over five feet nine inches (1753 mm) in height.

14. Decks not over 30 inches above surrounding grade or finishes, not attached to a structure, or serving any part of the means of egress.

B. Section 105.5 is amended to read as follows:

**105.5 Expiration.** Every permit issued shall become invalid unless the work on the site authorized by such permit is commenced within ~~180~~ 360 days after its issuance, or if the work authorized on the site by such permit is suspended or abandoned for a period of 180 days after the time the work is commenced. The building official is authorized to grant one extension of time for period of not more than 180 days. The extension shall be requested in writing and justifiable cause demonstrated. Extensions shall only be granted prior to the expiration of a permit.

C. Section 107.5.1 relating to Retention of Construction Documents is added to read as follows:

**107.5.1 Retention of Construction Documents.** Per Building Standards Law, Health and Safety Code Sections 19850 and 19851 the City is required to retain a copy of these plans. The light or dark graphics and/or text will not allow for scanning. Text shall be 7/64", or 10 point, minimum in height and legible.

D. Table 1505.1 of Chapter 15 of the California Building Code is amended to read as follows:

**TABLE 1505.1<sup>a</sup>  
MINIMUM ROOF COVERING  
CLASSIFICATION FOR TYPES OF CONSTRUCTION**

IA	IB	IIA	IIB	IIIA	IIIB	IV	VA	VB
B	B	B	<del>B</del>	B	<del>B</del>	B	B	<del>B</del>

E. Section 1505.1.3 of the California Building Code is amended to read as follows:

**1505.1.3. Roof coverings within all other areas.** The entire roof covering of every existing structure where more than 50 percent of the total roof is replaced within any one-year period, the entire roof covering of every new structure and any roof covering applied in the alteration, repair or replacement of the roof of every existing structure shall be a fire-retardant roof covering that is at least a Class C "B" Fire Rated assembly.

F. Section 1507.3.1 of the California Building Code is amended to read as follows:

**1507.3.1 Deck requirements.** Concrete and clay tile shall be installed only over solid sheathing ~~or spaced structural sheathing boards.~~

~~—Exception: Spaced lumber shall be permitted in Seismic Design Categories A, B, and C.~~

G. The following sections are added to Chapter 16 of the California Building Code to read as follows:

**1613.5 Amendments to ASCE 7.** The provisions of Section 1613.5 shall be permitted as an amendment to the relevant provisions of ASCE 7.

**1613.5.1 Values for vertical combinations.** Modify ASCE 7 Section 12.2.3.1 Exception 3 as follows:

3. Detached one- and two-family dwellings up to two stories in height of light frame construction.

**1613.5.2 Wood diaphragms.** Modify ASCE 7 Section 12.11.2.2.3 as follows:

**12.11.2.2.3 Wood diaphragms.** The anchorage of concrete or masonry structural walls to wood diaphragms shall be in accordance with AWC SDPWS 4.1.5.1 and this section. Continuous ties required by this section shall be in addition to the diaphragm sheathing. Anchorage shall not be accomplished by use of toenails or nails subject to withdrawal, nor shall wood ledgers or framing be used in cross-grain bending or cross-grain tension. The diaphragm sheathing shall not be considered effective for providing the ties or struts required by this section

For structures assigned to Seismic Design Category D, E or F, wood diaphragms supporting concrete or masonry walls shall comply with the following:

1. The spacing of continuous ties shall not exceed 40 feet. Added chords of diaphragms may be used to form subdiaphragms to transmit the anchorage forces to the main continuous cross-ties.
2. The maximum diaphragm shear used to determine the depth of the subdiaphragm shall not exceed 75% of the maximum diaphragm shear.

**1613.5.3 Structural separation.** Modify ASCE 7 Section 12.12.3 Equation 12.12-1 as follows:

$$\delta_M = \frac{C_d \delta_{max}}{I_e} \quad (12.12-1)$$

**1613.7 Suspended ceilings.** Minimum design and installation standards for suspended ceilings shall be determined in accordance with the requirements of Section 2506.2.1 of this Code and this section.

**1613.7.1 Scope.** This part contains special requirements for suspended ceilings and lighting systems. Provisions of Section 13.5.6 of ASCE 7 shall apply except as modified herein.

**1613.7.2 General.** The suspended ceilings and lighting systems shall be limited to 6 feet (1828 mm) below the structural deck unless the lateral bracing is designed by a licensed engineer or architect.

**1613.7.3 Sprinkler heads.** All sprinkler heads (drops) except fire-resistance-rated floor/ceiling or roof/ceiling assemblies, shall be designed to allow for free movement of the sprinkler pipes with oversize rings, sleeves or adaptors through the ceiling tile. Sprinkler heads and other penetrations shall have a 2 inch (50mm) oversize ring, sleeve, or adapter through the ceiling tile to allow for free movement of at least 1 inch (25mm) in all horizontal directions. Alternatively, a swing joint that can accommodate 1 inch (25 mm) of ceiling movement in all horizontal directions is permitted to be provided at the top of the sprinkler head extension.

Sprinkler heads penetrating fire-resistance-rated floor/ceiling or roof/ceiling assemblies shall comply with Section 714 of this Code.

**1613.7.4 Special requirements for means of egress.** Suspended ceiling assemblies located along means of egress serving an occupant load of 30 or more shall comply with the following provisions.

**1613.7.4.1 General.** Ceiling suspension systems shall be connected and braced with vertical hangers attached directly to the structural deck along the means of egress serving an occupant load of 30 or more and at lobbies accessory to Group A Occupancies. Spacing of vertical hangers shall not exceed 2 feet (610 mm) on center along the entire length of the suspended ceiling assembly located along the means of egress or at the lobby.

**1613.7.4.2 Assembly device.** All lay-in panels shall be secured to the suspension ceiling assembly with two hold-down clips minimum for each tile within a 4-foot (1219 mm) radius of the exit lights and exit signs.

**1613.7.4.3 Emergency systems.** Independent supports and braces shall be provided for light fixtures required for exit illumination. Power supply for exit illumination shall comply with the requirements of Section 1008.3 of this Code.

**1613.7.4.4 Supports for appendage.** Separate support from the structural deck shall be provided for all appendages such as light fixtures, air diffusers, exit signs, and similar elements.

H. Section 1704.6 of the California Building Code is amended to read as follows:

**1704.6 Structural observations.** Where required by the provisions of Section 1704.6.1, 1704.6.2 or 1704.6.3, the owner or the owner's authorized agent shall employ a registered design professional, or his/her designee as a structural observer, to perform structural observations. Structural observation does not include or waive the responsibility for the inspections in Section 110 or the special inspections in Section 1705 or other sections of this code. The structural observer shall be one of the following individuals:

1. The registered design professional responsible for the structural design, or
2. A registered design professional designated by the registered design professional responsible for the structural design.

Prior to the commencement of observations, the structural observer shall submit to the building official a written statement identifying the frequency and extent of structural observations.

~~—At the conclusion of the work included in the permit, the structural observer shall submit to the building official a written statement that the site visits have been made and identify any reported deficiencies that, to the best of the structural observer's knowledge, have not been resolved.~~

The owner or owner's authorized agent shall coordinate and call a preconstruction meeting between the structural observer, contractors, affected subcontractors and special inspectors. The structural observer shall preside over the meeting. The purpose of the meeting shall be to identify the major structural elements and connections that affect the vertical and lateral load resisting systems of the structure and to review scheduling of the required observations. A record of the meeting shall be included in the report submitted to the building official.

Observed deficiencies shall be reported in writing to the owner or owner's authorized agent, special inspector, contractor and the building official. Upon the form prescribed by the building official, the structural observer shall submit to the building official a written statement at each significant construction stage stating that the site visits have been made and identifying any reported deficiencies which, to the best of the structural observer's knowledge, have not been resolved. A final report by the structural observer which states that all observed deficiencies have been resolved is required before acceptance of the work by the building official.

I. Section 1704.6.2 of the California Building Code is amended to read as follows:

**1704.6.2 Structural observations for seismic resistance.** Structural observations shall be provided for those structures assigned to Seismic Design Category D, E or F where one or more of the following conditions exist:

1. The structure is classified as Risk Category III or IV.
2. The structure is ~~assigned to Seismic Design Category E,~~ is classified as Risk Category I or II, and ~~is greater than two stories above the grade plane~~ a lateral design is required for the structure or portion thereof.

**Exception:** One-story wood framed Group R-3 and Group U Occupancies less than 2,000 square feet in area, provided the adjacent grade is not steeper than 1 unit vertical in 10 units horizontal (10% sloped), assigned to Seismic Design Category D.

J. Section 1705.3 of the California Building Code is amended to read as follows:

**1705.3 Concrete construction.** The special inspections and tests for concrete construction shall be performed in accordance with this section and Table 1705.3.

**Exceptions:** Special inspections and tests shall not be required for:

1. Isolated spread concrete footings of buildings three stories or less above grade plane that are fully supported on earth or rock where the structural design of the footing is based on a specified compressive strength,  $f'_c$ , not more than 2,500 pounds per square inch (psi) (17.2 Mpa) regardless of the compressive strength specified in the construction documents or used in the footing construction.
2. Continuous concrete footings supporting walls of buildings three stories or less above grade plane that are fully supported on earth or rock where:
  - 2.1. The footings support walls of light-frame construction;
  - 2.2. The footings are designed in accordance with Table 1809.7;
  - 2.3. The structural design of the footing is based on a specified compressive strength,  $f'_c$ , not more than 2,500 pounds per square inch (psi) (17.2 Mpa), regardless of the compressive strength specified in the construction documents or used in the footing construction.
3. Nonstructural concrete slabs supported directly on the ground, including prestressed slabs on grade, where the effective prestress in the concrete is less than 150 psi (1.03 Mpa).
- ~~4. Concrete foundation walls constructed in accordance with Table 1807.1.6.2.~~
- ~~5.~~ 4. Concrete patios, driveways and sidewalks, on grade.

K. Section 1705.12 of the California Building Code is amended to read as follows:

**1705.12 Special inspections for seismic resistance.** Special inspections for seismic resistance shall be required as specified in Sections 1705.12.1 through 1705.12.9, unless exempted by the exceptions of Section 1704.2.

**Exception:** The special inspections specified in Sections 1705.12.1 through 1705.12.9 are not required for structures designed and constructed in accordance with one of the following:

1. The structure consists of light-frame construction; the design spectral response acceleration at short periods,  $S_{DS}$ , as determined in Section 1613.2.4, does not exceed 0.5; and the building height of the structure does not exceed 35 feet (10 668 mm).
2. The seismic force-resisting system of the structure consists of reinforced masonry or reinforced concrete; the design spectral response acceleration at short periods,  $S_{DS}$ , as determined in Section 1613.2.4, does not exceed 0.5; and the building height of the structure does not exceed 25 feet (7620 mm)
3. ~~The structure is a detached one- or two-family dwelling not exceeding two stories above grade plane, is not assigned to Seismic Design Category D, E or F, and does not have any of the following horizontal or vertical irregularities in accordance with Section 12.3 of ASCE 7:~~

~~3.1 Torsional or extreme torsional irregularity.~~

~~3.2 Nonparallel systems irregularity.~~

~~3.3 Stiffness soft story or stiffness extreme soft story irregularity.~~

~~3.4 Discontinuity in lateral strength weak story irregularity.~~

L. Section 1807.1.4 of the California Building Code is amended to read as follows:

**1807.1.4 Permanent wood foundation systems.** ~~Permanent wood foundation systems shall be designed and installed in accordance with AWC PWF. Lumber and plywood shall be treated in accordance with AWWPA U1 (Commodity Specification A, Special Requirement 4.2) and shall be identified in accordance with Section 2303.1.9.1.~~ Permanent wood foundation systems shall not be used for structures assigned to Seismic Design Category D, E or F.

M. Section 1807.1.6 of the California Building Code is amended to read as follows:

**1807.1.6 Prescriptive design of concrete and masonry foundation walls.** Concrete and masonry foundation walls that are laterally supported at the top and bottom shall be permitted to be designed and constructed in accordance with this

section. Prescriptive design of foundation walls shall not be used for structures assigned to Seismic Design Category D, E or F.

N. Section 1807.2 of the California Building Code is amended to read as follows:

**1807.2 Retaining walls.** Retaining walls shall be designed in accordance with Section 1807.2.1 through 1807.2.3. Retaining walls assigned to Seismic Design Category D, E or F shall not be partially or wholly constructed of wood.

O. Section 1807.3.1 of the California Building Code is amended to read as follows:

**1807.3.1 Limitations.** The design procedures outlined in this section are subject to the following limitations:

- ~~1. The frictional resistance for structural walls and slabs on silts and clays shall be limited to one half of the normal force imposed on the soils by the weight of the footing or slab.~~
- ~~2. Posts embedded in earth shall not be used to provide lateral support for structural or nonstructural materials such as plaster, masonry or concrete unless bracing is provided that develops the limited deflection required.~~

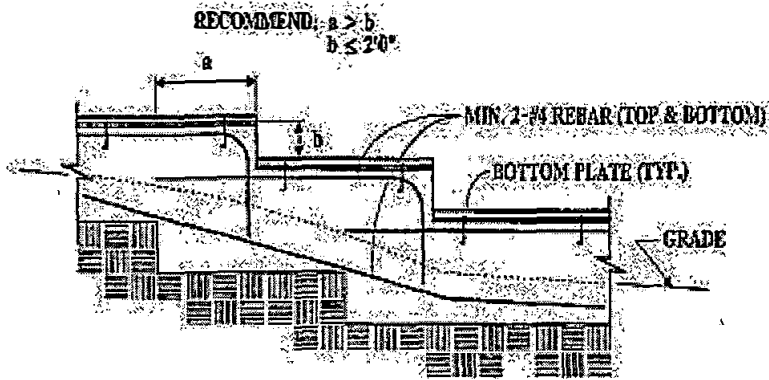
~~Wood poles shall be treated in accordance with AWPA U1 for sawn timber posts (Commodity Specification A, Use Category 4B) and for round timber posts (Commodity Specification B, Use Category 4B). Wood poles and posts embedded in direct contact with soil shall not be used for structures assigned to Seismic Design Category D, E or F.~~

**Exception:** Wood poles and posts embedded in direct contact with soil may be used to support nonhabitable, nonoccupiable structures such as fences when approved by the building official.

P. Section 1809.3 of the California Building Code is amended to read as follows:

**1809.3 Stepped footings.** The top surface of footings shall be level. The bottom surface of footings shall be permitted to have a slope not exceeding one unit vertical in 10 units horizontal (10-percent slope). Footings shall be stepped where it is necessary to change the elevation of the top surface of the footing or where the surface of the ground slopes more than one unit vertical in 10 units horizontal (10-percent slope).

For structures assigned to Seismic Design Category D, E or F, the stepping requirement shall also apply to the top surface of continuous footings supporting walls. Footings shall be reinforced with four No. 4 deformed reinforcing bars. Two bars shall be placed at the top and bottom of the footings as shown in Figure 1809.3.



STEPPED FOUNDATIONS

**FIGURE 1809.3  
STEPPED FOOTING**

Q. Section 1809.7 and Table 1809.7 of the California Building Code are amended to read as follows:

**1809.7 Prescriptive footings for light-frame construction.** Where a specific design is not provided, concrete or masonry-unit footings supporting walls of light-frame construction shall be permitted to be designed in accordance with Table 1809.7. Light-frame construction using prescriptive footings in Table 1809.7 shall not exceed one story above grade plane for structures assigned to Seismic Design Category D, E or F.

**TABLE 1809.7  
PRESCRIPTIVE FOOTINGS SUPPORTING WALLS OF  
LIGHT-FRAME CONSTRUCTION a, b, c, d, e**

NUMBER OF FLOORS SUPPORTED BY THE FOOTING <sup>f</sup>	WIDTH OF FOOTING (inches)	THICKNESS OF FOOTING (inches)
1	12	6
2	15	6
3	18	8 <sup>g</sup>

For SI: 1 inch = 25.4 mm, 1 foot = 304.8 mm

- a. Depth of footings shall be in accordance with Section 1809.4.
- b. The ground under the floor shall be permitted to be excavated to the elevation of the top of the footing.
- c. Interior stud-bearing walls shall be permitted to be supported by isolated footings. The footing width and length shall be twice the width shown in this table, and footings shall be spaced not more than 6 feet on center. Not Adopted.
- d. See Section 1905 for additional requirements for concrete footings of structures assigned to Seismic Design Category C, D, E or F.

- e. For thickness of foundation walls, see Section 1807.1.6.
- f. Footings shall be permitted to support a roof addition to the stipulated number of floors. Footings supporting roof only shall be as required for supporting one floor.
- g. ~~Plain concrete footings for Group R-3 occupancies shall be permitted to be 6 inches thick.~~

***[THIS SPACE INTENTIONALLY LEFT BLANK]***

R. Section 1809.12 of the California Building Code is amended to read as follows:

**1809.12 Timber footings.** Timber footings shall be permitted for buildings of Type V construction and as otherwise approved by the Building Official. Such footings shall be treated in accordance with AWPA U1 (Commodity Specification A, Use Category 4B). Treated timbers are not required where placed entirely below permanent water level, or where used as capping for wood piles that project above the water level over submerged or marsh lands. The compressive stresses perpendicular to grain in untreated timber footings supported on treated piles shall not exceed 70 percent of the allowable stresses for the species and grade of timber as specified in the ANSI/AWC NDS. Timber footings shall not be used in structures assigned to Seismic Design Category D, E or F.

S. Section 1810.3.2.4 of the California Building Code is amended to read as follows:

**1810.3.2.4 Timber.** Timber deep foundation elements shall be designed as piles or poles in accordance with ANSI/AWC NDS. Round timber elements shall conform to ASTM D 25. Sawn timber elements shall conform to DOC PS-20. Timber deep foundation elements shall not be used in structures assigned to Seismic Design Category D, E or F.

T. Section 1905.1.7 of the California Building Code is amended to read as follows:

**1905.1.7 ACI 318, Section 14.1.4.** Delete ACI 318, Section 14.1.4, and replace with the following:

*14.1.4 – Plain concrete in structures assigned to Seismic Design Category C, D, E or F.*

*14.1.4.1 – Structures assigned to Seismic Design Category C, D, E or F shall not have elements of structural plain concrete, except as follows:*

*(a) ~~Structural plain concrete basement, foundation or other walls below the base as defined in ASCE 7 are permitted in detached one and two family dwellings three stories or less in height constructed with stud bearing walls. In dwellings assigned to Seismic Design Category D or E, the height of the wall shall not exceed 8 feet (2438 mm), the thickness shall not be less than 7½ inches (190 mm), and the wall shall retain no more than 4 feet (1219 mm) of unbalanced fill. Walls shall have reinforcement in accordance with 14.6.1. Concrete used for fill with a minimum cement content of two (2) sacks of Portland cement or cementious material per cubic yard.~~*

*(b) Isolated footings of plain concrete supporting pedestals or columns are permitted, provided the projection of the footing beyond the face of the supported member does not exceed the footing thickness.*

~~Exception: In detached one- and two-family dwellings three stories or less in height, the projection of the footing beyond the face of the supported member is permitted to exceed the footing thickness.~~

- (c) Plain concrete footings supporting walls are permitted provided the footings have at least two continuous longitudinal reinforcing bars. Bars shall not be smaller than No. 4 and shall have a total area of not less than 0.002 times the gross cross-sectional area of the footing. ~~For footings that exceed 8 inches (203 mm) in thickness, a~~ minimum of one bar shall be provided at the top and bottom of the footing. Continuity of reinforcement shall be provided at corners and intersections.

Exceptions:

- ~~1. In Seismic Design Categories A, B and C, Detached one- and two-family dwellings three stories or less in height and constructed with stud-bearing walls, are permitted to have plain concrete footings without longitudinal reinforcement with at least two continuous longitudinal reinforcing bars not smaller than No. 4 are permitted to have a total area of less than 0.002 times the gross cross-sectional area of the footing.~~
- ~~2. For foundation systems consisting of a plain concrete footing and a plain concrete stemwall, a minimum of one bar shall be provided at the top of the stemwall and at the bottom of the are footing.~~
- ~~3. Where a slab on ground is cast monolithically with the footing, one No. 5 bar is permitted to be located at either the top of the slab or bottom of the footing.~~

U. Section 1905.1 is amended and Sections 1905.1.9 thru 1905.1.11 are added to Chapter 19 of the California Building Code to read as follows:

**1905.1 General.** The text of ACI 318 shall be modified as indicated in Sections 1905.1.1 through ~~1905.1.8~~ 1905.1.11.

**1905.1.9 ACI 318, Section 18.7.5.** Modify ACI 318, Section 18.7.5, by adding Section 18.7.5.7 and 18.7.5.8 as follows:

18.7.5.7 Where the calculated point of contraflexure is not within the middle half of the member clear height, provide transverse reinforcement as specified in ACI 318 Sections 18.7.5.1, Items (a) through (c), over the full height of the member.

18.7.5.8 – At any section where the design strength,  $\phi P_n$ , of the column is less than the sum of the shears  $V_e$  computed in accordance with ACI 318 Sections 18.7.6.1 and 18.6.5.1 for all the beams framing into the column above the level under consideration, transverse reinforcement as specified

in ACI 318 Sections 18.7.5.1 through 18.7.5.3 shall be provided. For beams framing into opposite sides of the column, the moment components are permitted to be assumed to be of opposite sign. For the determination of the design strength,  $\phi P_n$ , of the column, these moments are permitted to be assumed to result from the deformation of the frame in any one principal axis.

**1905.1.10 ACI 318, Section 18.10.4.** Modify ACI 318, Section 18.10.4, by adding Section 18.10.4.6 as follows:

18.10.4.6 – Walls and portions of walls with  $P_u > 0.35P_o$  shall not be considered to contribute to the calculated shear strength of the structure for resisting earthquake-induced forces. Such walls shall conform to the requirements of ACI 318 Section 18.14.

**1905.1.11 ACI 318, Section 18.12.6.** Modify ACI 318, by adding Section 18.12.6.2 as follows:

18.12.6.2 Collector and boundary elements in topping slabs placed over precast floor and roof elements shall not be less than 3 inches (76 mm) or  $6 d_b$  in thickness, where  $d_b$  is the diameter of the largest reinforcement in the topping slab.

V. Section 2304.10.1 of the California Building Code is amended to read as follows:

**2304.10.1 Fastener requirements.** Connections for wood members shall be designed in accordance with the appropriate methodology in Section 2302.1. The number and size of fasteners connecting wood members shall not be less than that set forth in Table 2304.10.1. Staple fasteners in Table 2304.10.1 shall not be used to resist or transfer seismic forces in structures assigned to Seismic Design Category D, E or F.

**Exception:** Staples may be used to resist or transfer seismic forces when the allowable shear values are substantiated by cyclic testing and approved by the building official.

W. Section 2304.10.2.1 is added to the California Building Code to read as follows:

**2304.10.2.1 Quality of nails.** In Seismic Design Category D, E or F, mechanically driven nails used in wood structural panel shear walls shall meet the same dimensions as that required for hand-driven nails, including diameter, minimum length and minimum head diameter. Clipped head or box nails are not permitted in new construction. The allowable design value for clipped head nails in existing construction may be taken at no more than the nail-head-area ratio of that of the same size hand-driven nails.

- X. Section 2304.12.5 of the California Building Code is amended to read as follows:

**2304.12.5 Wood used in retaining walls and cribs.** Wood installed in retaining or crib walls shall be preservative treated in accordance with AWP A U1 for soil and fresh water use. Wood shall not be used in retaining or crib walls for structures assigned to Seismic Design Category D, E or F.

- Y. Section 2305.4 is added to Chapter 23 of the California Building Code to read as follows:

**2305.4 Hold-down connectors.** In Seismic Design Category D, E or F, hold-down connectors shall be designed to resist shear wall overturning moments using approved cyclic load values or 75 percent of the allowable seismic load values that do not consider cyclic loading of the product. Connector bolts into wood framing shall require steel plate washers on the post on the opposite side of the anchorage device. Plate size shall be a minimum of 0.229 inch by 3 inches by 3 inches (5.82 mm by 76 mm by 76 mm) in size. Hold-down connectors shall be tightened to finger tight plus one half (1/2) wrench turn just prior to covering the wall framing.

- Z. Section 2306.2 of the California Building Code is amended to read as follows:

**2306.2 Wood-frame diaphragms.** Wood-frame diaphragms shall be designed and constructed in accordance with AWC SDPWS. Where panels are fastened to framing members with staples, requirements and limitations of AWC SDPWS shall be met and the allowable shear values set forth in Table 2306.2(1) or 2306.2(2) shall only be permitted for structures assigned to Seismic Design Category A, B, or C.

**Exception:** Allowable shear values where panels are fastened to framing members with staples may be used if such values are substantiated by cyclic testing and approved by the building official.

The allowable shear values in Tables 2306.2(1) and 2306.2(2) are permitted to be increased 40 percent for wind design.

Wood structural panel diaphragms used to resist seismic forces in structures assigned to Seismic Design Category D, E or F shall be applied directly to the framing members.

**Exception:** Wood structural panel diaphragms are permitted to be fastened over solid lumber planking or laminated decking, provided the panel joints and lumber planking or laminated decking joints do not coincide.

- AA. Section 2306.3 of the California Building Code is amended to read as follows:

**2306.3 Wood-frame shear walls.** Wood-frame shear walls shall be designed and constructed in accordance with AWC SDPWS. For structures assigned to Seismic Design Category D, E, or F, application of Tables 4.3A and 4.3B of AWC SDPWS shall include the following:

1. Wood structural panel thickness for shear walls shall not be less than 3/8 inch thick and studs shall not be spaced at more than 16 inches on center.
2. The maximum nominal unit shear capacities for 3/8 inch wood structural panels resisting seismic forces in structures assigned to Seismic Design Category D, E or F is 400 pounds per linear foot (plf).

**Exception:** Other nominal unit shear capacities may be permitted if such values are substantiated by cyclic testing and approved by the building official.

3. Nails shall be placed not less than 1/2 inch in from the panel edges and not less than 3/8 inch from the edge of the connecting members for shear greater than 350 plf using ASD or 500 plf using LRFD. Nails shall be placed not less than 3/8 inch from panel edges and not less than 1/4 inch from the edge of the connecting members for shears of 350 plf or less using ASD or 500 plf or less using LRFD.
4. Table 4.3B application is not allowed for structures assigned to Seismic Design Category D, E, or F.

For structures assigned to Seismic Design Category D, application of Table 4.3C of AWC SDPWS shall not be used below the top level in a multi-level building.

Where panels are fastened to framing members with staples, requirements and limitations of AWC SDPWS shall be met and the allowable shear values set forth in Table 2306.3(1), 2306.3(2) or 2306.3(3) shall only be permitted for structures assigned to Seismic Design Category A, B, or C.

**Exception:** Allowable shear values where panels are fastened to framing members with staples may be used if such values are substantiated by cyclic testing and approved by the building official.

The allowable shear values in Tables 2306.3(1) and 2306.3(2) are permitted to be increased 40 percent for wind design. Panels complying with ANSI/APA PRP-210 shall be permitted to use design values for Plywood Siding in the AWC SDPWS.

BB. Section 2307.2 is added to the California Building Code to read as follows:

**2307.2 Wood-frame shear walls.** Wood-frame shear walls shall be designed and constructed in accordance with Section 2306.3 as applicable.

CC. Table 2308.6.1 of the California Building Code is amended to read as follows:

**TABLE 2308.6.1<sup>a</sup>**  
**WALL BRACING REQUIREMENTS**

SEISMIC DESIGN CATEGORY	STORY CONDITION (SEE SECTION 2308.2)	MAXIMUM SPACING OF BRACED WALL LINES	BRACED PANEL LOCATION, SPACING (O.C.) AND MINIMUM PERCENTAGE (%)			MAXIMUM DISTANCE OF BRACED WALL PANELS FROM EACH END OF BRACED WALL LINE
			Bracing method <sup>b</sup>			
			LIB	DWB, WSP	SFB, PBS, PCP, HPS, GB <sup>c,d</sup>	
A and B		35'- 0"	Each end and ≤ 25'- 0" o.c.	Each end and ≤ 25'- 0" o.c.	Each end and ≤ 25'- 0" o.c.	12'- 6"
		35'- 0"	Each end and ≤ 25'- 0" o.c.	Each end and ≤ 25'- 0" o.c.	Each end and ≤ 25'- 0" o.c.	12'- 6"
		35'- 0"	NP	Each end and ≤ 25'- 0" o.c.	Each end and ≤ 25'- 0" o.c.	12'- 6"
C		35'- 0"	NP	Each end and ≤ 25'- 0" o.c.	Each end and ≤ 25'- 0" o.c.	12'- 6"
		35'- 0"	NP	Each end and ≤ 25'- 0" o.c. (minimum 25% of wall length) <sup>e</sup>	Each end and ≤ 25'- 0" o.c. (minimum 25% of wall length) <sup>e</sup>	12'- 6"
D and E		25'- 0"	NP	$S_{DS} < 0.50$ : Each end and ≤ 25'- 0" o.c. (minimum 21% of wall length) <sup>e</sup>	$S_{DS} < 0.50$ : Each end and ≤ 25'- 0" o.c. (minimum 43% of wall length) <sup>e</sup>	8'- 0"
				$0.5 \leq S_{DS} < 0.75$ : Each end and ≤ 25'- 0" o.c. (minimum 32% of wall length) <sup>e</sup>	$0.5 \leq S_{DS} < 0.75$ : Each end and ≤ 25'- 0" o.c. (minimum 59% of wall length) <sup>e</sup>	
				$0.75 \leq S_{DS} \leq 1.00$ : Each end and ≤ 25'- 0" o.c. (minimum 37% of wall length) <sup>e</sup>	$0.75 \leq S_{DS} \leq 1.00$ : Each end and ≤ 25'- 0" o.c. (minimum 75% of wall length)	
				$S_{DS} > 1.00$ : Each end and ≤ 25'- 0" o.c. (minimum 48% of wall length) <sup>e</sup>	$S_{DS} > 1.00$ : Each end and ≤ 25'- 0" o.c. (minimum 100% of wall length) <sup>e</sup>	

For SI: 1 inch = 25.4 mm, 1 foot = 304.8 mm.

NP = Not Permitted.

a. This table specifies minimum requirements for braced wall panels along interior or exterior braced wall lines.

b. See Section 2308.6.3 for full description of bracing methods.

c. For Method GB, gypsum wallboard applied to framing supports that are spaced at 16 inches on center.

d. The required lengths shall be doubled for gypsum board applied to only one face of a braced wall panel.

e. Percentage shown represents the minimum amount of bracing required along the building length (or wall length if the structure has an irregular shape).

f. DWB, SFB, PBS, and HPS wall braces are not permitted in Seismic Design Categories D or E.

g. Minimum length of panel bracing of one face of the wall for WSP sheathing shall be at least 4'0" long or both faces of the wall for GB or PCP sheathing shall be at least 8'-0" long; h/w ratio shall not exceed 2:1. Wall framing to which sheathing used for bracing is applied shall be nominal 2 inch wide (actual 1 1/2 inch (38 mm) or larger members and spaced a maximum of 16 inches on center. Braced wall panel construction types shall not be mixed within a braced wall line.

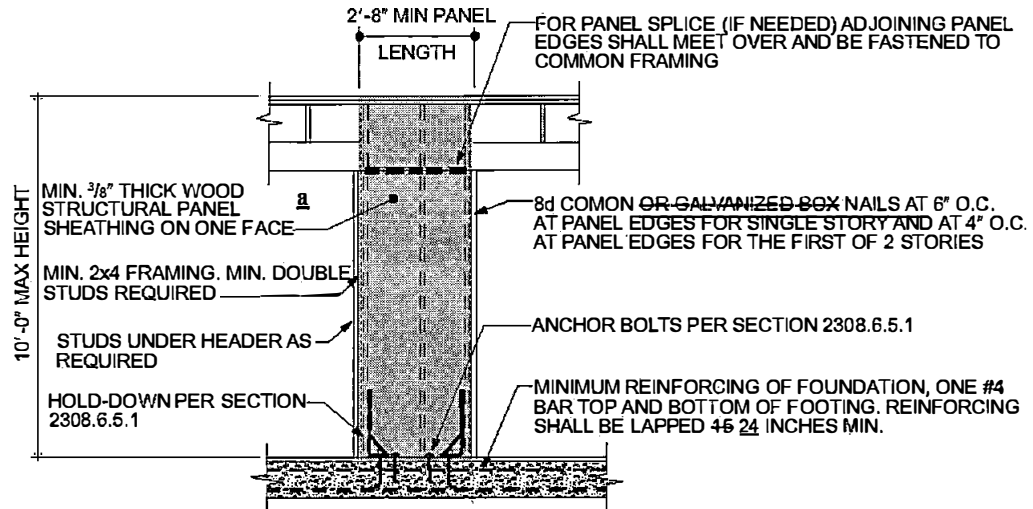
h. WSP sheathing shall be a minimum of 15/32" thick nailed with 8d common placed 3/8 inches from panel edges and spaced not more than 6 inches on center and 12 inches on center along intermediate framing members.

- DD. Sections 2308.6.5, 2308.6.5.1 and 2308.6.5.2 and Figures 2308.6.5.1 and 2308.6.5.2 of the the California Building Code are amended to read as follows:

**2308.6.5 Alternative bracing.** An alternate braced wall (ABW) or a portal frame with hold-downs (PFH) described in this section is permitted to substitute for a 48-inch (1219 mm) braced wall panel of Method DWB, WSP, SFB, PBS, PCP or HPS. For Method GB, each 96-inch (2438 mm) section (applied to one face) or 48-inch (1219 mm) section (applied to both faces) or portion thereof required by Table 2308.6.1 is permitted to be replaced by one panel constructed in accordance with Method ABW or PFH.

**2308.6.5.1 Alternate braced wall (ABW).** An ABW shall be constructed in accordance with this section and Figure 2308.6.5.1. In one-story buildings, each panel shall have a length of not less than 2 feet 8 inches (813 mm) and a height of not more than 10 feet (3048 mm). Each panel shall be sheathed on one face with 3/8-inch (3.2 mm) minimum-thickness wood structural panel sheathing nailed with 8d common or galvanized box nails in accordance with Table 2304.10.1 and blocked at wood structural panel edges. For structures assigned to Seismic Design Category D or E, each panel shall be sheathed on one face with 15/32-inch-minimum-thickness (11.9 mm) wood structural panel sheathing nailed with 8d common nails spaced 3 inches on panel edges, 3 inches at intermediate supports. Two anchor bolts installed in accordance with Section 2308.3.1 shall be provided in each panel. Anchor bolts shall be placed at each panel outside quarter points. Each panel end stud shall have a hold-down device fastened to the foundation, capable of providing an approved uplift capacity of not less than 1,800 pounds (8006 N). The hold-down device shall be installed in accordance with the manufacturer's recommendations. The ABW shall be supported directly on a foundation or on floor framing supported directly on a foundation that is continuous across the entire length of the braced wall line. This foundation shall be reinforced with not less than one No. 4 bar top and bottom. Where the continuous foundation is required to have a depth greater than 12 inches (305 mm), a minimum 12-inch by 12-inch (305 mm by 305 mm) continuous footing ~~or turned-down-slab edge~~ is permitted at door openings in the braced wall line. This continuous footing ~~or turned-down-slab edge~~ shall be reinforced with not less than one No. 4 bar top and bottom. This reinforcement shall be lapped ~~45~~ 24 inches (~~384~~ 610 mm) with the reinforcement required in the continuous foundation located directly under the braced wall line.

Where the ABW is installed at the first story of two-story buildings, the wood structural panel sheathing shall be provided on both faces, three anchor bolts shall be placed at one-quarter points and tie-down device uplift capacity shall be not less than 3,000 pounds (13 344 N).



For SI: 1 inch = 25.4 mm, 1 foot = 304.8 mm.

a. For structures assigned to Seismic Design Category D or E sheathed on one face with 15/32-inch-minimum-thickness (11.9 mm) wood structural panel sheathing.

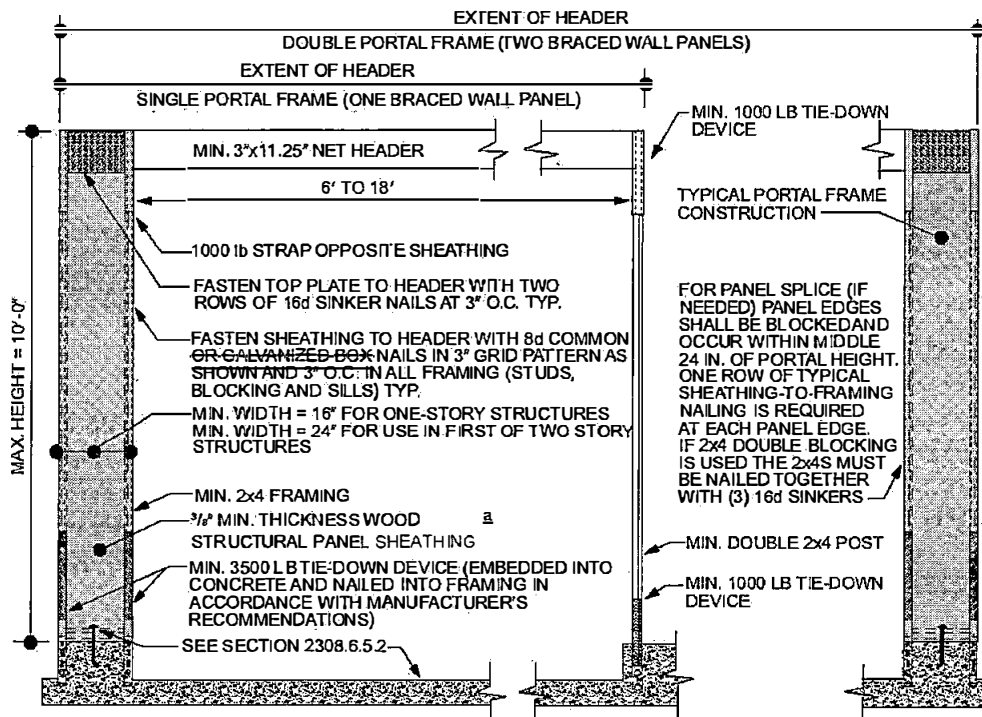
**FIGURE 2308.6.5.1  
ALTERNATE BRACED WALL PANEL (ABW)**

**2308.6.5.2 Portal frame with hold-downs (PFH).** A PFH shall be constructed in accordance with this section and Figure 2308.6.5.2. The adjacent door or window opening shall have a full-length header.

In one-story buildings, each panel shall have a length of not less than 16 inches (406 mm) and a height of not more than 10 feet (3048 mm). Each panel shall be sheathed on one face with a single layer of 3/8-inch (9.5 mm) minimum-thickness wood structural panel sheathing nailed with 8d common or galvanized box nails in accordance with Figure 2308.6.5.2. For structures assigned to Seismic Design Category D or E, each panel shall be sheathed on one face with 15/32-inch-minimum-thickness (11.9 mm) wood structural panel sheathing nailed with 8d common nails spaced 3 inches on panel edges, 3 inches at intermediate supports and in accordance with Figure 2308.6.5.2. The wood structural panel sheathing shall extend up over the solid sawn or glued-laminated header and shall be nailed in accordance with Figure 2308.6.5.2. A built-up header consisting of at least two 2-inch by 12-inch (51 mm by 305 mm) boards, fastened in accordance with Item 24 of Table 2304.10.1 shall be permitted to be used. A spacer, if used, shall be placed on the side of the built-up beam opposite the wood structural panel sheathing. The header shall extend between the inside faces of the first full-length outer studs of each panel. The clear span of the header between the inner studs of each panel shall be not less than 6 feet (1829 mm) and not more than 18 feet (5486 mm) in length. A strap with an uplift capacity of not less than 1,000 pounds (4,400 N) shall fasten the header to the inner studs opposite the sheathing. One anchor bolt not less than 5/8 inch (15.9 mm) diameter and installed in accordance with Section 2308.3.1 shall be provided in the center of each sill plate. The studs at each end of the panel shall have a hold-down device fastened to the foundation with an uplift capacity of not less than 3,500 pounds (15 570 N).

Where a panel is located on one side of the opening, the header shall extend between the inside face of the first full-length stud of the panel and the bearing studs at the other end of the opening. A strap with an uplift capacity of not less than 1,000 pounds (4400 N) shall fasten the header to the bearing studs. The bearing studs shall also have a hold-down device fastened to the foundation with an uplift capacity of not less than 1,000 pounds (4400 N). The hold-down devices shall be an embedded strap type, installed in accordance with the manufacturer's recommendations. The PFH panels shall be supported directly on a foundation that is continuous across the entire length of the braced wall line. This foundation shall be reinforced with not less than one No. 4 bar top and bottom. Where the continuous foundation is required to have a depth greater than 12 inches (305 mm), a minimum 12-inch by 12-inch (305 mm by 305 mm) continuous footing or turned-down slab edge is permitted at door openings in the braced wall line. This continuous footing or turned-down slab edge shall be reinforced with not less than one No. 4 bar top and bottom. This reinforcement shall be lapped not less than ~~15~~ 24 inches (~~384~~ 610 mm) with the reinforcement required in the continuous foundation located directly under the braced wall line.

Where a PFH is installed at the first story of two-story buildings, each panel shall have a length of not less than 24 inches (610 mm).



For SI: 1 inch = 25.4 mm, 1 foot = 304.8 mm, 1 pound = 4.448 N.

a. For structures assigned to Seismic Design Category D or E, sheathed on one face with 15/32-inch minimum thickness (11.9 mm) wood structural panel sheathing.

FIGURE 2308.6.5.2  
PORTAL FRAME WITH HOLD-DOWNS (PFH)

EE. Section 2308.6.8.1 of the California Building Code is amended to read as follows:

**2308.6.8.1 Foundation requirements.** Braced wall lines shall be supported by continuous foundations.

~~**Exception:** For structures with a maximum plan dimension not more than 50 feet (15240 mm), continuous foundations are required at exterior walls only for structures assigned to Seismic Design Category A, B, or C.~~

For structures in Seismic Design Categories D and E, exterior braced wall panels shall be in the same plane vertically with the foundation or the portion of the structure containing the offset shall be designed in accordance with accepted engineering practice and Section 2308.1.1.

**Exceptions:**

- ~~1. Exterior braced wall panels shall be permitted to be located not more than 4 feet (1219 mm) from the foundation below where supported by a floor constructed in accordance with all of the following:
 
  - ~~1.1. Cantilevers or setbacks shall not exceed four times the nominal depth of the floor joists.~~
  - ~~1.2. Floor joists shall be 2 inches by 10 inches (51 mm by 254 mm) or larger and spaced not more than 16 inches (406 mm) on center.~~
  - ~~1.3. The ratio of the back span to the cantilever shall be not less than 2 to 1.~~
  - ~~1.4. Floor joists at ends of braced wall panels shall be doubled.~~
  - ~~1.5. A continuous rim joist shall be connected to the ends of cantilevered joists. The rim joist is permitted to be spliced using a metal tie not less than 0.058 inch (1.47 mm) (16 galvanized gage) and 1 1/2 inches (38 mm) in width fastened with six 16d common nails on each side. The metal tie shall have a yield stress not less than 33,000 psi (227 MPa).~~
  - ~~1.6. Joists at setbacks or the end of cantilevered joists shall not carry gravity loads from more than a single story having uniform wall and roof loads nor carry the reactions from headers having a span of 8 feet (2438 mm) or more.~~~~

2. ~~The end of a required braced wall panel shall be allowed to extend not more than 1 foot (305 mm) over an opening in the wall below. This requirement is applicable to braced wall panels offset in plane and braced wall panels offset out of plane as permitted by Exception 1. Braced wall panels are permitted to extend over an opening not more than 8 feet (2438 mm) in width where the header is a 4-inch by 12-inch (102 mm by 305 mm) or larger member.~~

FF. Section 2308.6.9 of the California Building Code is amended to read as follows:

**2308.6.9 Attachment of sheathing.** Fastening of braced wall panel sheathing shall not be less than that prescribed in Tables 2308.6.1 or 2304.10.1. Wall sheathing shall not be attached to framing members by adhesives. Staple fasteners in Table 2304.10.1 shall not be used in structures assigned to Seismic Design Category D, E or F.

All braced wall panels shall extend to the roof sheathing and shall be attached to parallel roof rafters or blocking above with framing clips (18 gauge minimum) spaced at maximum 24 inches (6096 mm) on center with four 8d nails per leg (total eight 8d nails per clip). Braced wall panels shall be laterally braced at each top corner and at maximum 24 inches (6096 mm) intervals along the top plate of discontinuous vertical framing.

GG. Section 3101.1 of the California Building Code is amended to read as follows:

**SECTION 3101  
GENERAL**

**3101.1 Scope.** The provisions of this chapter shall govern special building construction including membrane structures, temporary structures, pedestrian walkways and tunnels, automatic vehicular gates, awnings and canopies, marquees, signs, towers, antennas, relocatable buildings, swimming pool enclosures and safety devices, and solar energy systems, and intermodal shipping containers.

For purposes of this Section and Section 3114, intermodal shipping container is defined as follows:

**INTERMODAL SHIPPING CONTAINER.** A six-sided steel unit originally constructed as a general cargo container used for the transport of goods and materials.

HH. Section 3114 is added to the California Building Code to read as follows

**SECTION 3114  
INTERMODAL SHIPPING CONTAINERS**

**3114.1 General.** The provisions of Section 3114 and other applicable sections of this code shall apply to intermodal shipping containers that are repurposed for use as buildings or structures or as a part of buildings or structures.

**Exceptions:**

1. Stationary storage battery arrays located in intermodal shipping containers complying with Chapter 12 of the California Fire Code.

2. Intermodal shipping containers that are listed as equipment complying with the standard for equipment, such as air chillers, engine generators, modular datacenters, and other similar equipment.
3. Intermodal shipping containers housing or supporting experimental equipment are exempt from the requirements of Section 3114 provided they comply with all of the following:
  - 3.1. Single-unit stand-alone intermodal shipping containers shall be supported at grade level and used only for occupancies as specified under Risk Category I in Table 1604.5;
  - 3.2. Single-unit stand-alone intermodal shipping containers shall be located a minimum of 8 feet from adjacent structures and are not connected to a fuel gas system or fuel gas utility; and
  - 3.3. In hurricane-prone regions and flood hazard areas, single-unit stand-alone intermodal shipping containers are designed in accordance with the applicable provisions of Chapter 16.
4. Intermodal shipping containers approved as temporary structures complying with Section 3103.
5. Single-unit stand-alone intermodal shipping containers used as temporary storage or construction trailer on active construction sites. Construction support facilities for uses and activities not directly associated with the actual processes of construction, including but not limited to, offices, meeting rooms, plan rooms, other administrative or support functions shall not be exempt from Section 3114.

**3114.2 Construction documents.** The construction documents shall contain information to verify the dimensions and establish the physical properties of the steel components, and wood floor components, of the intermodal shipping container in addition to the information required by Sections 107 and 1603.

**3114.3 Intermodal shipping container information.** Intermodal shipping containers shall bear the manufacturer's existing data plate containing the following information as required by ISO 6346 and verified by an approved agency. A report of the verification process and findings shall be provided to the building owner.

1. Manufacturer's name or identification number
2. Date manufactured
3. Safety approval number
4. Identification number

5. Maximum operating gross mass or weight (kg) (lbs)
6. Allowable stacking load for 1.8G (kg) (lbs)
7. Transverse racking test force (Newtons)
8. Valid maintenance examination date

Where approved by the building official, the markings and manufacturer's existing data plate are permitted to be removed from the intermodal shipping containers before they are repurposed for use as buildings or structures or as part of buildings or structures.

**3114.4 Protection against decay and termites.** Wood structural floors of intermodal shipping containers shall be protected from decay and termites in accordance with the applicable provisions of Section 2304.12.1.1.

**3114.5 Under-floor ventilation.** The space between the bottom of the floor joists and the earth under any intermodal shipping container, except spaces occupied by basements and cellars, shall be provided with ventilation in accordance with Section 1202.4.

**3114.6 Roof assemblies.** Intermodal shipping container roof assemblies shall comply with the applicable requirements of Chapter 15.

**Exception:** Single-unit stand-alone intermodal shipping containers not attached to, or stacked vertically over, other intermodal shipping containers, buildings or structures.

**3114.7 Joints and voids.** Joints and voids that create concealed spaces between intermodal shipping containers, that are connected or stacked, at fire-resistance-rated walls, floor or floor/ceiling assemblies and roofs or roof/ceiling assemblies shall be protected by an approved fire-resistant joint system in accordance with Section 715.

**3114.8 Structural.** Intermodal shipping containers that conform to ISO 1496-1 and are repurposed for use as buildings or structures, or as a part of buildings or structures, shall be designed in accordance with Chapter 16 and this section.

**3114.8.1 Foundations.** Intermodal shipping containers repurposed for use as a permanent building or structure shall be supported on foundations or other supporting structures designed and constructed in accordance with Chapters 16 through 23.

**3114.8.1.1 Anchorage.** Intermodal shipping containers shall be anchored to foundations or other supporting structures as necessary to provide a continuous load path for all applicable design and environmental loads in accordance with Chapter 16.

**3114.8.2 Welds.** All new welds and connections shall be equal to or greater than the original connections.

**3114.8.3 Openings in containers.** Where openings are made in container walls, floors, and roofs for doors, windows and other similar openings:

1. The openings shall be framed with steel elements that are designed in accordance with Chapter 16 and Chapter 22.
2. The cross section and material grade of any new steel element shall be equal to or greater than the steel element removed.

**3114.8.4 Detailed structural design procedure.** A structural analysis meeting the requirements of this section shall be provided to the building official to demonstrate the structural adequacy of the intermodal shipping containers.

**Exception:** Intermodal shipping containers that meet the limitation of Section 3114.8.5.1 and designed in accordance with the simplified procedure in Section 3114.8.5.

**3114.8.4.1 Material properties.** Structural material properties for existing intermodal shipping container steel components shall be established by material testing where the steel grade and composition cannot be identified by the manufacturer's designation as to manufacture and mill test.

**3114.8.4.2 Seismic design parameters.** The seismic force-resisting system shall be designed and detailed in accordance with one of the following:

1. Where all or portions of the intermodal shipping container sides are considered to be the seismic force-resisting system, design and detailing shall be in accordance with the ASCE 7 Table 12.2-1 requirements for light-frame bearing-wall systems with shear panels of all other materials,
2. Where portions of intermodal shipping container sides are retained, but are not considered to be the seismic force-resisting system, an independent seismic force-resisting system shall be selected, designed and detailed in accordance with ASCE 7 Table 12.2-1, or
3. Where portions of the intermodal shipping container sides are retained and integrated into a seismic force-resisting system other than as permitted by Section 3114.8.4.2 Item 1, seismic design parameters shall be developed from testing and analysis in accordance with Section 104.11 and ASCE 7 Section 12.2.1.1 or 12.2.1.2.

**3114.8.4.3 Allowable shear value.** The allowable shear values for the intermodal shipping container side walls and end walls shall be demonstrated by testing and analysis accordance with Section 104.11. Where penetrations

are made in the side walls or end walls designated as part of the lateral force-resisting system, the penetrations shall be substantiated by rational analysis.

**3114.8.5 Simplified structural design procedure of single-unit containers.**

Single-unit intermodal shipping containers conforming to the limitations of Section 3114.8.5.1 shall be permitted to be designed in accordance with Sections 3114.8.5.2 and 3114.8.5.3.

**3114.8.5.1 Limitations.** Use of Section 3114.8.5 is subject to all the following limitations:

1. The intermodal shipping container shall be a single stand-alone unit supported on a foundation and shall not be in contact with or supporting any other shipping container or other structure.
2. The intermodal shipping container's top and bottom rails, corner castings, and columns or any portion thereof shall not be notched, cut, or removed in any manner.
3. The intermodal shipping container shall be erected in a level and horizontal position with the floor located at the bottom.

**3114.8.5.2 Structural design.** Where permitted by Section 3114.8.5.1, single-unit stand-alone intermodal shipping containers shall be designed using the following assumptions for the side walls and end walls:

1. The appropriate detailing requirements contained in Chapters 16 through 23.
2. Response modification coefficient,  $R = 2$ ,
3. Over strength factor,  $\Omega_0 = 2.5$ ,
4. Deflection amplification factor,  $C_d = 2$ , and
5. Limits on structural height,  $h_n = 9.5$  feet (2900 mm).

**3114.8.5.3 Allowable shear value.** The allowable shear values for the intermodal shipping container side walls (longitudinal) and end walls (transverse) for wind design and seismic design using the coefficients of Section 3114.8.5.2 shall be in accordance with Table 3114.8.5.3, provided that all of the following conditions are met:

1. The total linear length of all openings in any individual side walls or end walls shall be limited to not more than 50 percent of the length of that side walls or end walls, as shown in Figure 3114.8.5.3(1).

2. Any full height wall length, or portion thereof, less than 4 feet (305 mm) long shall not be considered as a portion of the lateral force-resisting system, as shown in Figure 3114.8.5.3(2).

3. All side walls or end walls used as part of the lateral force-resisting system shall have an existing or new boundary element on all sides to form a continuous load path, or paths, with adequate strength and stiffness to transfer all forces from the point of application to the final point of resistance, as shown in Figure 3114.8.5.3(3).

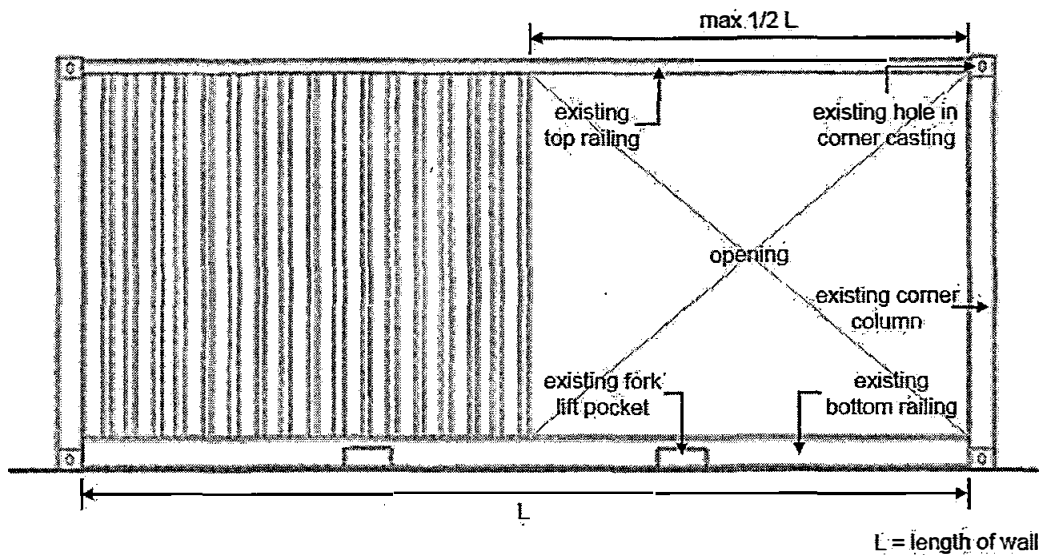
4. A maximum of one penetration not greater than a 6-inch (152 mm) diameter hole for conduits, pipes, tubes or vents, or not greater than 16 square inches (10 322mm<sup>2</sup>) for electrical boxes, is permitted for each individual 8 feet length (2438 mm) lateral force resisting wall. Penetrations located in walls that are not part of the wall lateral force resisting system shall not be limited in size or quantity. Existing intermodal shipping container's vents shall not be considered a penetration, as shown in Figure 3114.8.5.3(4).

5. End wall door or doors designated as part of the lateral force-resisting system shall be welded closed.

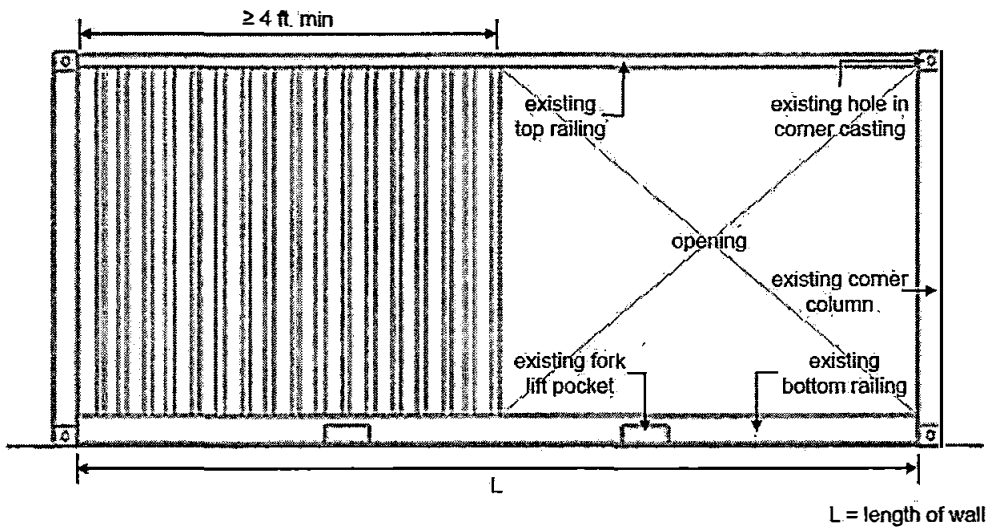
**TABLE 3114.8.5.3  
ALLOWABLE SHEAR VALUES FOR INTERMODAL SHIPPING CONTAINER  
SIDE WALLS AND END WALLS FOR WIND OR SEISMIC LOADING**

CONTAINER DESIGNATION <sup>2</sup>	CONTAINER DIMENSION (Nominal Length)	CONTAINER DIMENSION (Nominal Height)	ALLOWABLE SHEAR VALUES (PLF) <sup>1,3</sup>	
			Side Wall	End Wall
1EEE	45 feet (13.7 M)	9.5 feet (2896 mm)	75	843
1EE		8.6 feet (2591 mm)		
1AAA	40 feet (12.2 M)	9.5 feet (2896 mm)	84	
1AA		8.5 feet (2592 mm)		
1A		8.0 feet (2438 mm)		
1AX		<8.0 feet (2483 mm)		
1BBB	30 feet (9.1 M)	9.5 feet (2896 mm)	112	
1BB		8.5 feet (2591 mm)		
1B		8.0 feet (2438 mm)		
1BX		<8.0 feet (2438 mm)		
1CC	20 feet (9.1 M)	8.5 feet (2591 mm)	168	
1C		8.0 feet (2438 mm)		
1CX		<8.0 feet (2438 mm)		

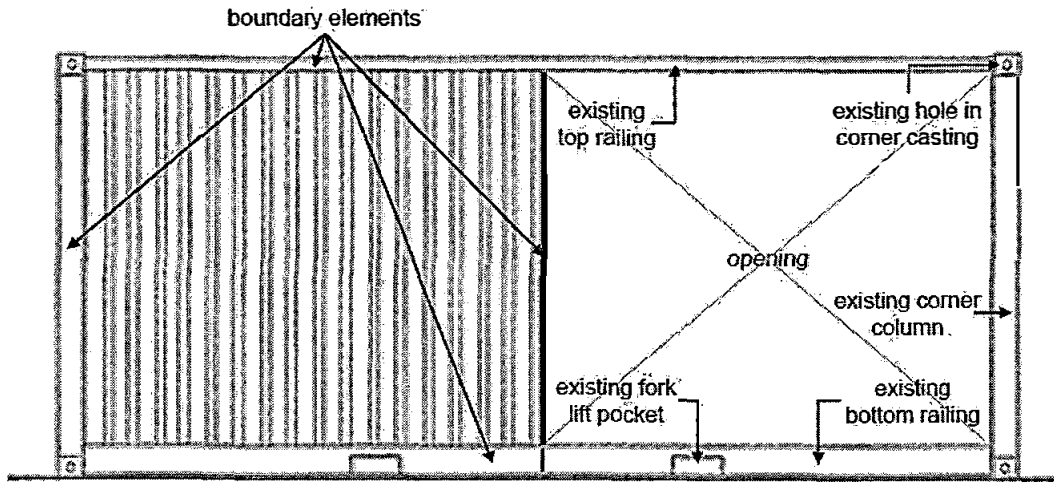
1. The allowable strength for the side walls and end walls of the intermodal shipping containers are derived from ISO 1496-1 and reduced by a factor of safety of 5.
2. Container designation type is derived from ISO 668.
3. Limitations of Sections 3114.8.5.1 and 3114.8.5.3 shall apply.



**FIGURE 3114.8.5.3(1)**  
**Bracing Unit Distribution – Maximum Linear Length**

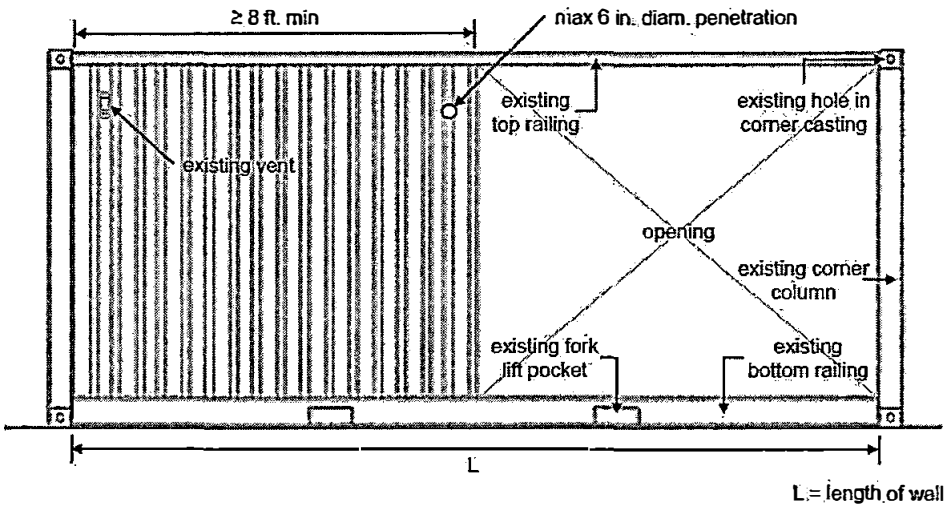


**FIGURE 3114.8.5.3(2)**  
**Bracing Unit Distribution – Minimum Linear Length**



---

**FIGURE 3114.8.5.3(3)**  
**Bracing Unit Distribution – Boundary Elements**



**FIGURE 3114.8.5.3(4)**  
**Bracing Unit Distribution – Penetrating Limitations**

- II. Chapter 35, Referenced Standards of the California Building Code is amended to read as follows:

**CHAPTER 35  
REFERENCED STANDARDS**

<b>ISO</b>	<b>International Organization for Standardization</b> <b>ISO Central Secretariat</b> <b>1 ch, de la Voie-Creuse, Casa Postale 566</b> <b>CH-1211 Geneva 20, Switzerland</b>	
<b>Standard Reference Number</b>	<b>Title</b>	<b>Referenced in code section number</b>
<u>ISO 1496-1:2013</u>	<u>Series 1 Freight Containers – Specification and Testing – Part 1: General Cargo Containers for General Purposes</u>	<u>3114.8, Table 3114.8.5.3</u>
<u>ISO 6346:1995 with Amendment 3:2012</u>	<u>Freight Containers – Coding, Identification and marking</u>	<u>3114.3</u>
<u>ISO 668:2013</u>	<u>Series 1 Freight Containers – Classifications, dimensions and ratings.</u>	<u>Table 3114.8.5.3</u>

- JJ. Section F101.7 is added to Appendix F of the California Building Code is amended to read as follows:

**F101.7 Rodent proofing.** Annular spaces around pipes, electric cables, conduits or other openings in exterior walls shall be protected against the passage of rodents and insects by closing such openings with a method acceptable to the enforcing agency.  
CalGreen 4.406.1

**SECTION 15.04.040 Amendment of Part 2.5, California Residential Code**

- A. Section R105.2, Building, of Chapter 1 of the California Residential Code is amended to read as follows, all other subsections of Section R105.2 remain the same:

**Section R105.2, Work Exempt From Permit.** Exemption from permit requirements of this code shall not be deemed to grant authorization for any work to be done in any manner in violation of the provisions of this code or any other laws or ordinances of this jurisdiction. Permits shall not be required for the following:

**Building**

1. One-story Detached Accessory Structures, used as tool and storage sheds, playhouses and similar uses provided the floor area does not exceed 120 square feet, with three feet clear from a building or property line and conforming to the zoning requirements of the Gardena Municipal Code.
2. [deleted].
3. [deleted].
4. Water tanks supported directly on grade if the capacity is not greater than 5,000 gallons (18,925 L) and the ratio of height to diameter or width is not greater than 2:1.
5. Sidewalks and driveways not more than 30 inches (762) mm above adjacent grade, and not over any basement or story below and are not part of an accessible route.
6. Painting, papering, floor and wall tiling – excluding showers and wet areas, carpeting, cabinets, counter tops not containing plumbing or electrical fixtures, and similar finish work.
7. Prefabricated swimming pools that are less than 24 inches deep.
8. Swings and other playground equipment accessory to detached one- and two-family dwellings.

9. Window awnings supported by an exterior wall that do not project more than 54-inches from the exterior wall and do not require additional support.

10. Decks not exceeding 200 Sq. Ft. in area. And not over 30 inches above grade and not attached to a structure, or serving any part of the means of egress.

B. Section R105.5 of the California Residential Code is amended to read as follows:

**R105.5 Expiration.** Every permit issued shall become invalid unless the work on the site authorized by such permit is commenced within ~~180~~ 360 days after its issuance, or if the work authorized on the site by such permit is suspended or abandoned for a period of 180 days after the time the work is commenced. The building official is authorized to grant one extension of time for period of not more than 180 days. The extension shall be requested in writing and justifiable cause demonstrated. Extensions shall only be granted prior to the expiration of a permit.

C. Section R107.5.1 is added to the California Residential Code to read as follows:

**R107.5.1 Retention of Construction Documents.** Per Building Standards Law, Health and Safety Code Sections 19850 and 19851 the City is required to retain a copy of these plans. The light or dark graphics and/or text will not allow for scanning. Text shall be 7/64" or 10 point, minimum, in height and legible.

D. Section R301.1.3.2 of the California Residential Code is amended to read as follows:

**R301.1.3.2 Woodframe structures ~~greater than two stories~~.** The building official shall require construction documents to be approved and stamped by a California licensed architect or engineer for all dwellings of wood frame construction more than ~~two stories and one story~~ in height or with a basement located in Seismic Design Category D0, D1, D2 or E. Notwithstanding other sections of law, the law establishing these provisions is found in Business and Professions Code Sections 5537 and 6737.1.

E. Table R301.2(1) of the California Residential Code is amended to read as follows:

TABLE R301.2(1)

CLIMATIC AND GEOGRAPHIC DESIGN CRITERIA

GROUND SNOW LOAD	WIND DESIGN		SEISMIC DESIGN CATEGORY	<i>amended</i>			<i>Amended</i>	<i>Amended</i>	<i>Amended</i>	AIR FREEZING INDEX	MEAN ANNUAL TEMP
	Speed (mph)	Topographic effects		Weathering	Frost line Depth	Termite	WINTER DESIGN TEMP	ICE BARRIER UNDER-LAYMENT REQUIRED	FLOOD HAZARDS		
Zero	110	No	D <sub>2</sub> or E	Negligible	12-24"	Very Heavy	43	No	See Exhibit B	0	60

**Note: All footnotes deleted.**

F. Items 1, 3 and 5 of Section R301.2.2.6 of the California Residential Code are amended to read as follows:

- 1. Shear wall or braced wall offsets out of plane.** Conditions where exterior shear wall lines or braced wall panels are not in one plane vertically from the foundation to the uppermost story in which they are required.

**Exception:** For wood light frame construction, floors with cantilevers or setbacks not exceeding four times the nominal depth of the wood floor joists are permitted to support braced wall panels that are out of plane with braced wall panels below provided that all of the following are satisfied:

- ~~1. Floor joists are nominal 2 inches by 10 inches (51 mm by 254 mm) or larger and spaced not more than 16 inches (406 mm) on center.~~
- ~~2. The ratio of the back span to the cantilever is not less than 2 to 1.~~
- ~~3. Floor joists at ends of braced wall panels are doubled.~~
- ~~4. For wood frame construction, a continuous rim joist is connected to ends of cantilever joists. When spliced, the rim joists shall be spliced using a galvanized metal tie not less than 0.058 inch (1.5 mm) (16 gage) and 1 1/2 inches (38 mm) wide fastened with six 16d nails on each side of the splice or a block of the same size as the rim joist of sufficient length to fit securely between the joist space at which the splice occurs fastened with eight 16d nails on each side of the splice; and~~
- ~~5. Gravity loads carried at the end of cantilevered joists are limited to uniform wall and roof loads and the reactions from headers having a span of 8 feet (2438 mm) or less.~~

3. **Shear wall or braced wall offsets in plane.** Conditions where the end of a braced wall panel occurs over an opening in the wall below, ~~and ends at a horizontal distance greater than 1 foot (305 mm) from the edge of the opening. This provision is applicable to shear walls and braced wall panels offset in plane and to braced wall panels offset out of plane as permitted by the exception to item 1.~~

**Exception:** For wood light frame wall construction, one end of a braced wall panel shall be permitted to extend more than one foot (305 mm) over an opening not more than 8 feet (2438 mm) in width in the wall below provided that the opening includes a header in accordance with all of the following:

1. ~~The building width, loading condition and framing member species limitations of Table R602.7(1) shall apply.~~
2. ~~The header is composed of:~~
  - 2.1 ~~Not less than one 2x12 or two 2x10 for an opening not more than 4 feet (1219 mm) wide.~~
  - 2.2 ~~Not less than two 2x12 or three 2x10 for an opening not more than 6 feet (1829 mm) in width.~~
  - 2.3 ~~Not less than three 2x12 or four 2x10 for an opening not more than 8 feet (2438 mm) in width.~~
3. ~~The entire length of the braced wall panel does not occur over an opening in the wall below.~~

5. **Floor level offset.** Conditions where portions of a floor level are vertically offset.

**Exceptions:**

1. ~~Framing supported directly by continuous foundations at the perimeter of the building.~~
3. ~~For wood light frame construction, floors shall be permitted to be vertically offset where the floor framing is lapped or tied together as required by section R502.6.1.~~

- G. Section R301.2.2.11 is added to Chapter 3 of the California Residential Code to read as follows:

**R301.2.2.11 Anchorage of mechanical, electrical, or plumbing components and equipment.** Mechanical, electrical, or plumbing components and equipment shall be anchored to the structure. Anchorage of the components and equipment shall be designed to resist loads in accordance with the California Building Code and ASCE 7, except where the component is positively attached to the structure and flexible connections are provided between the component and associated ductwork, piping, and conduit; and either

1. The component weighs 400 lb (1,780 N) or less and has a center of mass located 4 ft (1.22 m) or less above the supporting structure; or

2. The component weighs 20 lb (89N) or less or, in the case of a distributed system, 5 lb/ft (73 N/m) or less.

- H. Section R313.1 of Chapter 3 of the California Residential Code is deleted and a new Section R313.1 is added to read as follows:

**R313.1 Townhouse automatic fire sprinklers systems.** An automatic residential fire sprinkler system installed in Townhouses as follows:

New buildings: An automatic sprinkler system shall be installed throughout all new buildings.

Existing buildings:

An automatic sprinkler system shall be installed throughout when the building area exceeds 3,600 square feet and when one of the following conditions exists:

1. When an addition is 50% or more of the existing building area, as defined in Section 502.1, within a two year period; or
  2. An addition when the existing building is already provided with automatic sprinklers; or
  3. When an existing Group R occupancy is being substantially renovated, and where the scope of the renovation is such that the Building Official determines that the complexity of installing a sprinkler system would be similar as in a new building.
- I. Section R313.2 of Chapter 3 of the California Residential Code is deleted and a new Section R313.2 is added to read as follows:

**R313.2 One- and two-family dwellings automatic fire sprinklers systems.**

An automatic residential fire sprinkler system installed in one and two family dwellings as follows:

New buildings: An automatic sprinkler system shall be installed throughout all new buildings.

Existing buildings: An automatic sprinkler system shall be installed throughout when the building area exceeds 3,600 square feet and when one of the following conditions exists:

1. When an addition is 50% or more of the existing building area, as defined in Section 502.1, within a two year period; or
2. An addition when the existing building is already provided with automatic sprinklers; or

3. When an existing Group R Occupancy is being substantially renovated, and where the scope of the renovation is such that the Building Code Official determines that the complexity of installing a sprinkler system would be similar as in a new building.
4. Accessory Dwelling Units do not need automatic residential fire sprinkler systems, if the primary residence is exempt.

K. Section R401.1 of the California Residential Code is amended to read as follows:

**R401.1 Application.** ~~The provisions of this chapter shall control the design and construction of the foundation and foundation spaces for buildings. In addition to the provisions of this chapter, the design and construction of foundations in flood hazard areas as established by Table R301.2(1) shall meet the provisions of Section R322. Wood foundations shall be designed and installed in accordance with AWC PWF.~~

**Exception:** ~~The provisions of this chapter shall be permitted to be used for wood foundations only in the following situations:~~

1. ~~In buildings that have no more than two floors and a roof.~~
2. ~~When interior basement and foundation walls are constructed at intervals not exceeding 50 feet (15 240 mm).~~

~~Wood foundations in Seismic Design Category D<sub>0</sub>, D<sub>1</sub>, D<sub>2</sub>, E or F shall be designed in accordance with accepted engineering practice not be permitted.~~

**Exception:** In non-occupied, single-story, detached storage sheds and similar uses other than carport or garage, provided the gross floor area does not exceed 200 square feet, the plate height does not exceed 12 feet in height above the grade plane at any point, and the maximum roof projection does not exceed 24 inches.

L. Sections R403.1.2, R403.1.3.6 and R403.1.5 of the California Residential Code are amended to read as follows:

**R403.1.2 Continuous footing in Seismic Design Categories D<sub>0</sub>, D<sub>1</sub>, ~~and D<sub>2</sub>, E and F.~~** Exterior walls of buildings located in Seismic Design Categories D<sub>0</sub>, D<sub>1</sub>, ~~and D<sub>2</sub>, E and F,~~ shall be supported by continuous solid or fully grouted masonry or concrete footings. ~~Other footing materials or systems shall be designed in accordance with accepted engineering practice. All required interior braced wall panels in buildings located in Seismic Design Categories D<sub>0</sub>, D<sub>1</sub> and D<sub>2</sub> with plan dimensions greater than 50 feet (15 240 mm) shall be supported by continuous solid or fully grouted masonry or concrete footings in accordance with Section R403.1.3.4, except for two story buildings in Seismic Design Category D<sub>2</sub>, in which all braced wall panels, interior and exterior, shall be supported on continuous foundations.~~

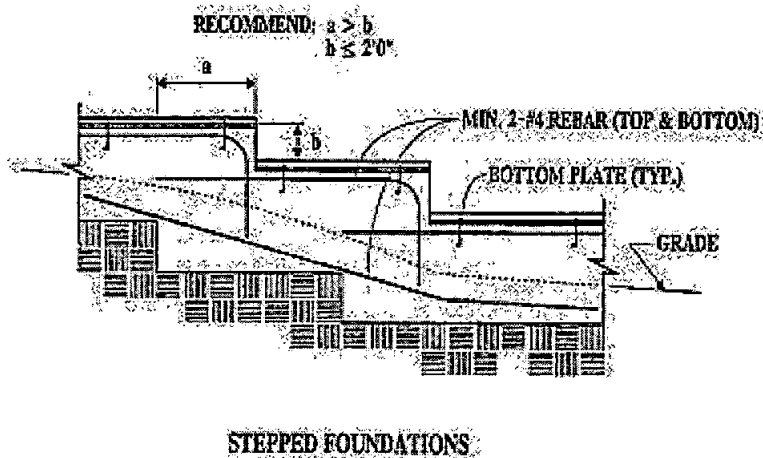
**Exception:** ~~Two story buildings shall be permitted to have interior braced wall panels supported on continuous foundations at intervals not exceeding 50 feet (15 240 mm) provided that:~~

1. ~~The height of cripple walls does not exceed 4 feet (1219 mm).~~
2. ~~First floor braced wall panels are supported on doubled floor joists, continuous blocking or floor beams.~~
3. ~~The distance between bracing lines does not exceed twice the building width measured parallel to the braced wall line.~~

**R403.1.3.6 Isolated concrete footings.** ~~In detached one and two family dwellings located in Seismic Design Category A, B, or C, that are three stories or less in height, and constructed with stud bearing walls, isolated plain concrete footings supporting columns or pedestals are permitted. Isolated Concrete footings are not permitted in Seismic Zones D, E, and F.~~

**R403.1.5 Slope.** The top surface of footings shall be level. The bottom surface of footings shall not have a slope exceeding one unit vertical in 10 units horizontal (10-percent slope). Footings shall be stepped where it is necessary to change the elevation of the top surface of the footings or where the slope of the bottom surface of the footings will exceed one unit vertical in 10 units horizontal (10-percent slope).

For structures assigned to Seismic Design Categories D<sub>0</sub>, D<sub>1</sub> or D<sub>2</sub>, stepped footings shall be reinforced with four No. 4 rebar. Two bars shall be place at the top and bottom of the footings as shown in Figure R403.1.5.



**FIGURE R403.1.5**  
**STEPPED FOOTING**

M. Section R404.2 of the California Residential Code is amended to read as follows:

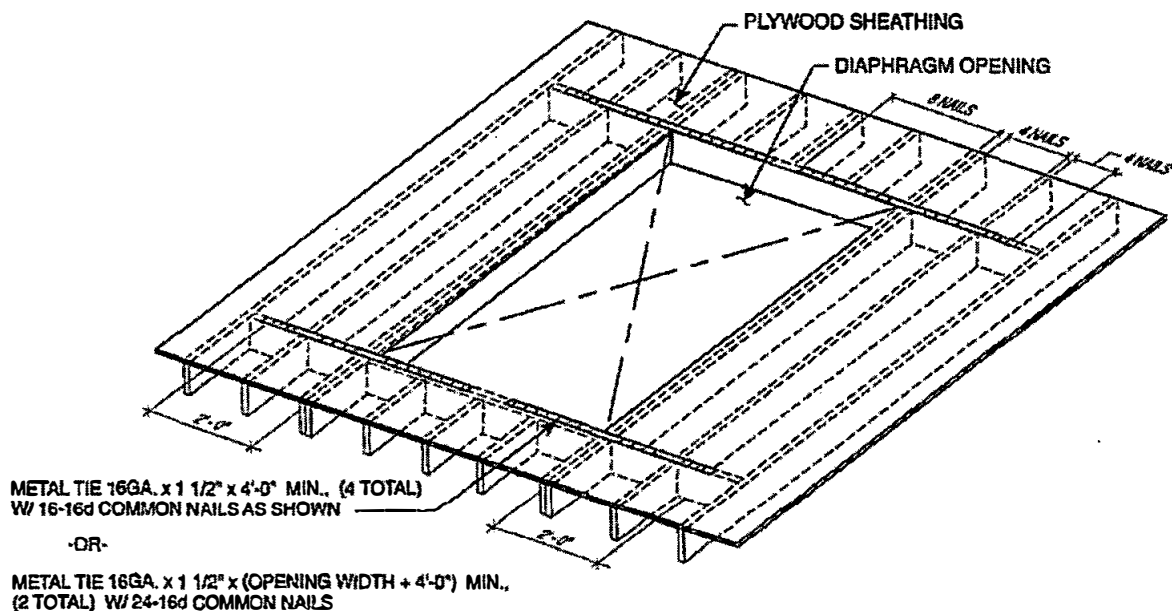
**R404.2 Wood foundation walls.** Wood foundation walls shall be constructed in accordance with the provisions of Sections R404.2.1 through R404.2.6 and with the details shown in Figures R403.1(2) and R403.1(3). Wood foundation walls shall not be used for structures located in Seismic Design Categories D<sub>0</sub>, D<sub>1</sub>, D<sub>2</sub>, E, and F.

N. Section R501.1 of the California Residential Code is amended to read as follows:

**R501.1 Application.** The provisions of this chapter shall control the design and construction of the floors for buildings, including the floors of attic spaces used to house mechanical or plumbing fixtures and equipment. Mechanical or plumbing fixtures and equipment shall be attached or anchored to the structure in accordance with Section R301.2.2.11.

O. Section R503.2.4 is added to Chapter 5 of the California Residential Code to read as follows:

**R503.2.4 Openings in horizontal diaphragms.** Openings in horizontal diaphragms with a dimension perpendicular to the joist that is greater than 4 feet (1.2 m) shall be constructed in accordance with Figure R503.2.4.



For SI: 1 inch = 25.4 mm, 1 foot = 304.8 mm.

- a. Blockings shall be provided beyond headers.
- b. Metal ties not less than 0.058 inch [1.47 mm (16 galvanized gage)] by 1.5 inches (38 mm) wide with eight 16d common nails on each side of the header-joist intersection. The metal ties shall have a minimum yield of 33,000 psi (227 MPa).
- c. Openings in diaphragms shall be further limited in accordance with Section R301.2.2.6.

**FIGURE R503.2.4  
OPENINGS IN HORIZONTAL DIAPHRAGMS**

P. Lines 19, 20, 23, and 33 - 36 of Table R602.3(1) of the California Residential Code are amended to read as follows:

**TABLE R602.3(1)—continued  
FASTENING SCHEDULE**

ITEM	DESCRIPTION OF BUILDING ELEMENTS	NUMBER AND TYPE OF FASTENER <sup>a, b, c</sup>	SPACING AND LOCATION	
19 <sup>k</sup>	1" x 6" sheathing to each bearing	3-8d box (2 1/2" x 0.113"); or 2-8d common (2 1/2" x 0.131"); or 2-10d box (3" x 0.128"); or 2 staples, 1" crown, 16 ga., 1 3/4" long	Face nail	
20 <sup>k</sup>	1" x 8" and wider sheathing to each bearing	3-8d box (2 1/2" x 0.113"); or 3-8d common (2 1/2" x 0.131"); or 3-10d box (3" x 0.128"); or 3 staples, 1" crown, 16 ga., 1 3/4" long	Face nail	
		Wider than 1" x 8" 4-8d box (2 1/2" x 0.113"); or 3-8d common (2 1/2" x 0.131"); or 3-10d box (3" x 0.128"); or 4 staples, 1" crown, 16 ga., 1 3/4" long		
<b>Floor</b>				
23 <sup>k</sup>	1" x 6" subfloor or less to each joist	3-8d box (2 1/2" x 0.113"); or 2-8d common (2 1/2" x 0.131"); or 3-10d box (3" x 0.128"); or 2 staples, 1" crown, 16 ga., 1 3/4" long	Face nail	
<b>Other wall sheathing<sup>g</sup></b>				
33 <sup>k</sup>	1/2" structural cellulose fiberboard sheathing	1 1/2" galvanized roofing nail, 7/16" head diameter, or 1 1/4" long 16 ga. staple with 7/16" or 1" crown	3	6
34 <sup>k</sup>	5/32" structural cellulose fiberboard sheathing	1 3/4" galvanized roofing nail, 7/16" head diameter, or 1 1/2" long 16 ga. staple with 7/16" or 1" crown	3	6
35 <sup>k</sup>	1/2" gypsum sheathing <sup>d</sup>	1 1/2" galvanized roofing nail; staple galvanized, 1 1/2" long; 1 1/4"	7	7

		screws, Type W or S		
36 k	5/8" gypsum sheathing <sup>d</sup>	1 3/4" galvanized roofing nail; staple galvanized, 1 5/8" long; 1 5/8" screws, Type W or S	7	7

For SI: 1 inch = 25.4 mm, 1 foot = 304.8 mm, 1 mile per hour = 0.447 m/s; 1 ksi = 6.895 MPa.

**TABLE R602.3(1)—  
FASTENING SCHEDULE**

- a. Nails are smooth-common, box or deformed shanks except where otherwise stated. Nails used for framing and sheathing connections shall have minimum average bending yield strengths as shown: 80 ksi for shank diameter of 0.192 inch (20d common nail), 90 ksi for shank diameters larger than 0.142 inch but not larger than 0.177 inch, and 100 ksi for shank diameters of 0.142 inch or less.
- ~~b. Staples are 16-gage wire and have a minimum 7/16-inch-on-diameter crown width.~~
- c. Nails shall be spaced at not more than 6 inches on center at all supports where spans are 48 inches or greater.
- d. Four-foot by 8-foot or 4-foot by 9-foot panels shall be applied vertically.
- e. Spacing of fasteners not included in this table shall be based on Table R602.3(2).
- f. For wood structural panel roof sheathing attached to gable end roof framing and to intermediate supports within 48 inches of roof edges and ridges, nails shall be spaced at 6 inches on center where the ultimate design wind speed is less than 130 mph and shall be spaced 4 inches on center where the ultimate design wind speed is 130 mph or greater but less than 140 mph.
- g. Gypsum sheathing shall conform to ASTM C1396 and shall be installed in accordance with GA 253. Fiberboard sheathing shall conform to ASTM C208.
- h. Spacing of fasteners on floor sheathing panel edges applies to panel edges supported by framing members and required blocking and at floor perimeters only. Spacing of fasteners on roof sheathing panel edges applies to panel edges supported by framing members and required blocking. Blocking of roof or floor sheathing panel edges perpendicular to the framing members need not be provided except as required by other provisions of this code. Floor perimeter shall be supported by framing members or solid blocking.
- i. Where a rafter is fastened to an adjacent parallel ceiling joist in accordance with this schedule, provide two toe nails on one side of the rafter and toe nails from the ceiling joist to top plate in accordance with this schedule. The toe nail on the opposite side of the rafter shall not be required.
- j. RSR-01 is a Roof Sheathing Ring Shank nail meeting the specifications in ASTM F1667.
- k. Use of staples in braced wall panels shall be prohibited in Seismic

Design Category D<sub>0</sub>, D<sub>1</sub>, D<sub>2</sub>, E and F.

Q. Exception of Section R602.3.2 and Table R602.3.2 of the California Residential Code are amended to read as follows:

**Exception:** A-In Seismic Design Category D<sub>0</sub>, D<sub>1</sub>, D<sub>2</sub> E or F a single top plate shall not be used as an alternative to a double top plate shall comply with the following:

1. ~~The single top plate shall be tied at corners, intersecting walls, and at in-line splices in straight wall lines in accordance with Table R602.3.2.~~
2. ~~The rafters or joists shall be centered over the studs with a tolerance of not more than 1 inch (25 mm).~~
3. ~~Omission of the top plate is permitted over headers where the headers are adequately tied to adjacent wall sections in accordance with Table R602.3.2.~~

~~TABLE R602.3.2  
SINGLE TOP PLATE SPLICE CONNECTION DETAILS~~

CONDITION	TOP PLATE SPLICE LOCATION			
	Corners and intersecting walls		Butt joints in straight walls	
	Splice plate size	Minimum nails each side of joint	Splice plate size	Minimum nails each side of joint
<del>Structures in SDC D<sub>0</sub>, D<sub>1</sub>, and D<sub>2</sub> with 2x4, 2x6, and 2x8 walls, braced wall line spacing less than 26 feet</del>	<del>3" x 12" x 0.090" galvanized steel plate or equivalent</del>	<del>(1) #4 bar (2) #4 x 0.113" nails</del>	<del>3" x 12" x 0.090" galvanized steel plate or equivalent</del>	<del>(1) #4 bar (2) #4 x 0.113" nails</del>
<del>Structures in SDC D<sub>0</sub>, D<sub>1</sub>, and D<sub>2</sub> with braced wall line spacing greater than or equal to 26 feet</del>	<del>3" x 12" by 0.090" galvanized steel plate or equivalent</del>	<del>(1) #4 bar (2) #4 x 0.113" nails</del>	<del>3" x 12" x 0.090" galvanized steel plate or equivalent</del>	<del>(1) #4 bar (2) #4 x 0.113" nails</del>

~~For SI: 1 inch = 25.4 mm; 1 foot = 304.8 mm.~~

R. Footnote "b" of Table R602.3(2) of the California Residential Code is amended to read as follows:

b. Staples shall have a minimum crown width of 7/16 inch on diameter except as noted. Use of staples in roof, floor, subfloor, and braced wall panels shall be prohibited in Seismic Design Category D<sub>0</sub>, D<sub>1</sub>, D<sub>2</sub>, E or F.

S. Section R602.10.2.3 of the California Residential Code is amended to read as follows:

**R602.10.2.3 Minimum number of braced wall panels.** Braced wall lines with a length of 16 feet (4877 mm) or less shall have not less than two braced wall panels of any length or one braced wall panel equal to 48 inches (1219 mm) or more. Braced wall lines greater than 16 feet (4877 mm) shall have not less than two braced wall panels. No braced wall panel shall be less than 48 inches in length in Seismic Design Category D<sub>0</sub>, D<sub>1</sub>, D<sub>2</sub>, E or F.


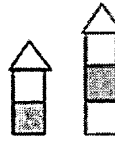

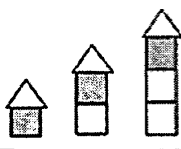


T. Table R602.10.3(3) of the California Residential Code is amended to read as follows:

TABLE R602.10.3(3)  
BRACING REQUIREMENTS BASED ON SEISMIC DESIGN CATEGORY

<ul style="list-style-type: none"> <li>• SOIL CLASS D*</li> <li>• WALL HEIGHT ≤ 10 FEET</li> <li>• 10 PSF FLOOR DEAD LOAD</li> <li>• 15 PSF ROOF/CEILING DEAD LOAD</li> <li>• BRACED WALL LINE SPACING ≤ 25 FEET</li> </ul>			MINIMUM TOTAL LENGTH (FEET) OF BRACED WALL PANELS REQUIRED ALONG EACH BRACED WALL LINE <sup>a</sup>				
Seismic Design Category	Story Location	Braced Wall Line Length (feet) <sup>b</sup>	Method LIB <sup>c</sup>	Method GB <sup>d</sup>	Methods DWB, SFB, PBS, PCP, HPS, CS-SFB <sup>e</sup> &	Method WSP	Methods CS-WSP, CS-G, CS-PF
C (townhouses only)		10	2.5	2.5	2.5	1.6	1.4
		20	5.0	5.0	5.0	3.2	2.7
		30	7.5	7.5	7.5	4.8	4.1
		40	10.0	10.0	10.0	6.4	5.4
		50	12.5	12.5	12.5	8.0	6.8
		10	NP	4.5	4.5	3.0	2.6
		20	NP	9.0	9.0	6.0	5.1
		30	NP	13.5	13.5	9.0	7.7
		40	NP	18.0	18.0	12.0	10.2
		50	NP	22.5	22.5	15.0	12.8
		10	NP	6.0	6.0	4.5	3.8
		20	NP	12.0	12.0	9.0	7.7
		30	NP	18.0	18.0	13.5	11.5
		40	NP	24.0	24.0	18.0	15.3
		50	NP	30.0	30.0	22.5	19.1
D <sub>s</sub>		10	NP	<del>2.5</del> 5.6	<del>2.5</del> 5.6	1.8	1.6
		20	NP	<del>5.0</del> 11.0	<del>5.0</del> 11.0	3.6	3.1
		30	NP	<del>7.5</del> 16.6	<del>7.5</del> 16.6	5.4	4.6
		40	NP	<del>10.0</del> 22.0	<del>10.0</del> 22.0	7.2	6.1
		50	NP	<del>12.5</del> 27.6	<del>12.5</del> 27.6	9.0	7.7
		10	NP	<del>4.5</del> NP	<del>4.5</del> NP	3.8	3.2
		20	NP	<del>9.0</del> NP	<del>9.0</del> NP	7.5	6.4
		30	NP	<del>13.5</del> NP	<del>13.5</del> NP	11.3	9.6
		40	NP	<del>18.0</del> NP	<del>18.0</del> NP	15.0	12.8
		50	NP	<del>22.5</del> NP	<del>22.5</del> NP	18.8	16.0
		10	NP	<del>6.0</del> NP	<del>6.0</del> NP	5.3	4.5
		20	NP	<del>12.0</del> NP	<del>12.0</del> NP	10.5	9.0
		30	NP	<del>18.0</del> NP	<del>18.0</del> NP	15.8	13.4
		40	NP	<del>24.0</del> NP	<del>24.0</del> NP	21.0	17.9
		50	NP	<del>30.0</del> NP	<del>30.0</del> NP	26.3	22.3

(continued)

TABLE R602.10.3(3)—continued  
BRACING REQUIREMENTS BASED ON SEISMIC DESIGN CATEGORY

<ul style="list-style-type: none"> <li>• SOIL CLASS D*</li> <li>• WALL HEIGHT = 10 FEET</li> <li>• 10 PSF FLOOR DEAD LOAD</li> <li>• 15 PSF ROOF/CEILING DEAD LOAD</li> <li>• BRACED WALL LINE SPACING ≤ 25 FEET</li> </ul>			MINIMUM TOTAL LENGTH (FEET) OF BRACED WALL PANELS REQUIRED ALONG EACH BRACED WALL LINE**				
Seismic Design Category	Story Location	Braced Wall Line Length (feet) <sup>†</sup>	Method LFB <sup>‡</sup>	Method GB &	Methods DWB, SFB, PBS, PCP, HPS, CS-SFB <sup>§</sup>	Method WSP	Methods CS-WSP, CS-G, CS-PF
D <sub>1</sub>		10	NP	3.0 6.0	3.0 6.0	2.0	1.7
		20	NP	6.0 12.0	6.0 12.0	4.0	3.4
		30	NP	9.0 18.0	9.0 18.0	6.0	5.1
		40	NP	12.0 24.0	12.0 24.0	8.0	6.8
		50	NP	15.0 30.0	15.0 30.0	10.0	8.5
		10	NP	6.0 NP	6.0 NP	4.5	3.8
		20	NP	12.0 NP	12.0 NP	9.0	7.7
		30	NP	18.0 NP	18.0 NP	13.5	11.5
		40	NP	24.0 NP	24.0 NP	18.0	15.3
		50	NP	30.0 NP	30.0 NP	22.5	19.1
		10	NP	8.5 NP	8.5 NP	6.0	5.1
		20	NP	17.0 NP	17.0 NP	12.0	10.2
		30	NP	25.5 NP	25.5 NP	18.0	15.3
		40	NP	34.0 NP	34.0 NP	24.0	20.4
		50	NP	42.5 NP	42.5 NP	30.0	25.5
D <sub>2</sub>		10	NP	4.0 8.0	4.0 8.0	2.5	2.1
		20	NP	8.0 16.0	8.0 16.0	5.0	4.3
		30	NP	12.0 24.0	12.0 24.0	7.5	6.4
		40	NP	16.0 32.0	16.0 32.0	10.0	8.5
		50	NP	20.0 40.0	20.0 40.0	12.5	10.6
		10	NP	7.5 NP	7.5 NP	5.5	4.7
		20	NP	15.0 NP	15.0 NP	11.0	9.4
		30	NP	22.5 NP	22.5 NP	16.5	14.0
		40	NP	30.0 NP	30.0 NP	22.0	18.7
		50	NP	37.5 NP	37.5 NP	27.5	23.4
		10	NP	NP	NP	NP	NP
		20	NP	NP	NP	NP	NP
		30	NP	NP	NP	NP	NP
		40	NP	NP	NP	NP	NP
		50	NP	NP	NP	NP	NP
	Cripple wall below one- or two-story dwelling	10	NP	NP	NP	7.5	6.4
		20	NP	NP	NP	15.0	12.8
		30	NP	NP	NP	22.5	19.1
		40	NP	NP	NP	30.0	25.5
50		NP	NP	NP	37.5	31.9	

For SI: 1 inch = 25.4 mm, 1 foot = 304.8 mm, 1 pound per square foot = 0.0479 kPa.

NP = Not Permitted.

- a. Linear interpolation shall be permitted.
- b. Wall bracing lengths are based on a soil site class "D." Interpolation of bracing length between the  $S_{ds}$  values associated with the seismic design categories shall be permitted when a site-specific  $S_{ds}$  value is determined in accordance with Section 1613.2 of the *California Building Code*.
- c. Where the braced wall line length is greater than 50 feet, braced wall lines shall be permitted to be divided into shorter segments having lengths of 50 feet or less, and the amount of bracing within each segment shall be in accordance with this table.

- d. Method LIB shall have gypsum board fastened to not less than one side with nails or screws in accordance with Table R602.3(1) for exterior sheathing or Table R702.3.5 for interior gypsum board. Spacing of fasteners at panel edges shall not exceed 8 inches.
- e. Methods PFG and CS-SFB do not apply in Seismic Design Categories D0, D1 and D2.
- f. Where more than one bracing method is used, mixing methods shall be in accordance with Section R602.10.4.1.
- g. Methods GB and PCP braced wall panel h/w ratio shall not exceed 1:1 in SDC D0, D1 and D2. Methods DVVB, SFB, PBS, and HPS are not permitted in D0, D1 and D2.






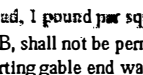
U. Table R602.10.4 of the California Residential Code is amended to read as follows:

**TABLE R602.10.4  
BRACING METHODS 1**

METHODS, MATERIAL	MINIMUM THICKNESS	FIGURE	CONNECTION CRITERIA <sup>1</sup>	
			Fasteners	Spacing
<b>LIB</b> Let-in bracing	1 x 4 wood or approved metal straps at 45° to 60° angles for maximum 16" stud spacing		Wood: 2-8d common nails or 5-8d (2 1/2" long x 0.113" dia.) nails	Wood: per stud and top and bottom plates
			Metal strap: per manufacturer	Metal: per manufacturer
<b>DWB</b> Diagonal wood board	3/4" (1" nominal) for maximum 24" stud spacing		2-8d (2 1/2" long x 0.113" dia.) nails or 2 - 1 1/4" long staples	Per stud
<b>WSP</b> Wood structural panel (See Section R604)	3/8" to 15/32"		8d common (2 1/2" x 0.131") nails. Exterior sheathing per 3/8" edge distance to panel edge. Table R602.3(2)	6" edges 12" field
			8d common (2 1/2" x 0.131") nails. Interior sheathing per 3/8" edge distance to panel edge. Table R602.3(1) or R602.3(2)	Varies by fastener 6" edges 12" field
<b>BV-WSP</b> Wood structural panels with stone or masonry veneer (See Section R602.10.6.5)	7/16"	See Figure R602.10.6.5	8d common (2 1/2" x 0.131") nails	4" at panel edges 12" at intermediate supports 4" at braced wall panel end posts
<b>SFB</b> Structural fiberboard sheathing	1/2" or 23/32" for maximum 16" stud spacing		1 1/2" long x 0.12" dia. (for 1/2" thick sheathing) 1 3/4" long x 0.12" dia. (for 23/32" thick sheathing) galvanized roofing nails	3" edges 6" field
<b>GB</b> Gypsum board	1/2"		Nails or screws per Table R602.3(1) for exterior locations	For all braced wall panel locations: 7" edges (including top and bottom plates) 7" field
			Nails or screws per Table R702.3.5 for interior locations	
<b>PBS</b> Particleboard sheathing (See Section R605)	7/8" or 1 1/8" for maximum 16" stud spacing		For 7/8" 6d common (2" long x 0.113" dia.) nails For 1 1/8" 8d common (2 1/2" long x 0.131" dia.) nails	3" edges 6" field
<b>PCP</b> Portland cement plaster	See Section R703.7 for maximum 16" stud spacing		1 1/2" long, 11 gage, 7/16" dia. head nails or 7/8" long, 16 gage staples	6" o.c. on all framing members
<b>HPS</b> Hardboard panel siding	7/16" for maximum 16" stud spacing		0.092" dia., 0.225" dia. head nails with length to accommodate 1 1/2" penetration into studs	4" edges 8" field
<b>ABW</b> Alternate braced wall	7/8"		See Section R602.10.6.1	See Section R602.10.6.1

(continued)

TABLE R602.10.4—continued  
BRACING METHODS<sup>1</sup>

METHODS, MATERIAL		MINIMUM THICKNESS	FIGURE	CONNECTION CRITERIA <sup>a</sup>	
				Fasteners	Spacing
Intermittent Bracing Methods	<b>PFH</b> Portal frame with hold-downs	$\frac{3}{8}$ "		See Section R602.10.6.2	See Section R602.10.6.2
	<b>PFG</b> Portal frame at garage	$\frac{7}{16}$ "		See Section R602.10.6.3	See Section R602.10.6.3
Continuous Sheathing Methods	<b>CS-WSP</b> Continuously sheathed wood structural panel	$\frac{3}{8}$ " $\frac{15}{32}$ "		8d common (2 1/2" x 0.131) nails 3/8" edge distance to panel edge Exterior sheathing per- Table R602.3(3)- Interior sheathing per- Table R602.3(1) or R602.3(2)	6" edges 12" field Varies by fastener 6" edges 12" field
	<b>CS-G<sup>b,c</sup></b> Continuously sheathed wood structural panel adjacent to garage openings	$\frac{3}{8}$ " $\frac{15}{32}$ "		See Method CS-WSP	See Method CS-WSP
	<b>CS-PF</b> Continuously sheathed portal frame	$\frac{3}{16}$ " $\frac{15}{32}$ "		See Section R602.10.6.4	See Section R602.10.6.4
	<b>CS-SFB<sup>d, e</sup></b> Continuously sheathed structural fiberboard	$\frac{1}{2}$ " or $\frac{25}{32}$ " for maximum 16" stud spacing		$1\frac{1}{2}$ " long x 0.12" dia. (for $\frac{1}{2}$ " thick sheathing) $1\frac{3}{4}$ " long x 0.12" dia. (for $\frac{25}{32}$ " thick sheathing) galvanized roofing nails	3" edges 6" field

For SI: 1 inch = 25.4 mm, 1 foot = 304.8 mm, 1 degree = 0.0175 rad, 1 pound per square foot = 47.8 N/m<sup>2</sup>, 1 mile per hour = 0.447 m/s.

- a. Adhesive attachment of wall sheathing, including Method GB, shall not be permitted in Seismic Design Categories C, D<sub>0</sub>, D<sub>1</sub> and D<sub>2</sub>.
- b. Applies to panels next to garage door opening where supporting gable end wall or roof load only. Shall only be used on one wall of the garage. In Seismic Design Categories D<sub>0</sub>, D<sub>1</sub> and D<sub>2</sub> roof covering dead load shall not exceed 3 psf.
- c. Garage openings adjacent to a Method CS-G panel shall be provided with a header in accordance with Table R602.5(1). A full-height clear opening shall not be permitted adjacent to a Method CS-G panel.
- d. Method CS-SFB does not apply in Seismic Design Categories D<sub>0</sub>, D<sub>1</sub> and D<sub>2</sub>.
- e. Method applies to detached one- and two-family dwellings in Seismic Design Categories D<sub>0</sub> through D<sub>2</sub> only.
- f. Methods GB and PCP braced wall panel h/w ratio shall not exceed 1:1 in SDC D<sub>0</sub>, D<sub>1</sub>, or D<sub>2</sub>. Methods LIB, DWB, SFB, PBS, HPS, and PFG are not permitted in SDC D<sub>0</sub>, D<sub>1</sub>, or D<sub>2</sub>.
- g. Use of staples in braced wall panels shall be prohibited in SDC D<sub>0</sub>, D<sub>1</sub> or D<sub>2</sub>.

V. Table R602.10.5 of the California Residential Code is amended to read as follows:

**TABLE R602.10.5  
MINIMUM LENGTH OF BRACED WALL PANELS**

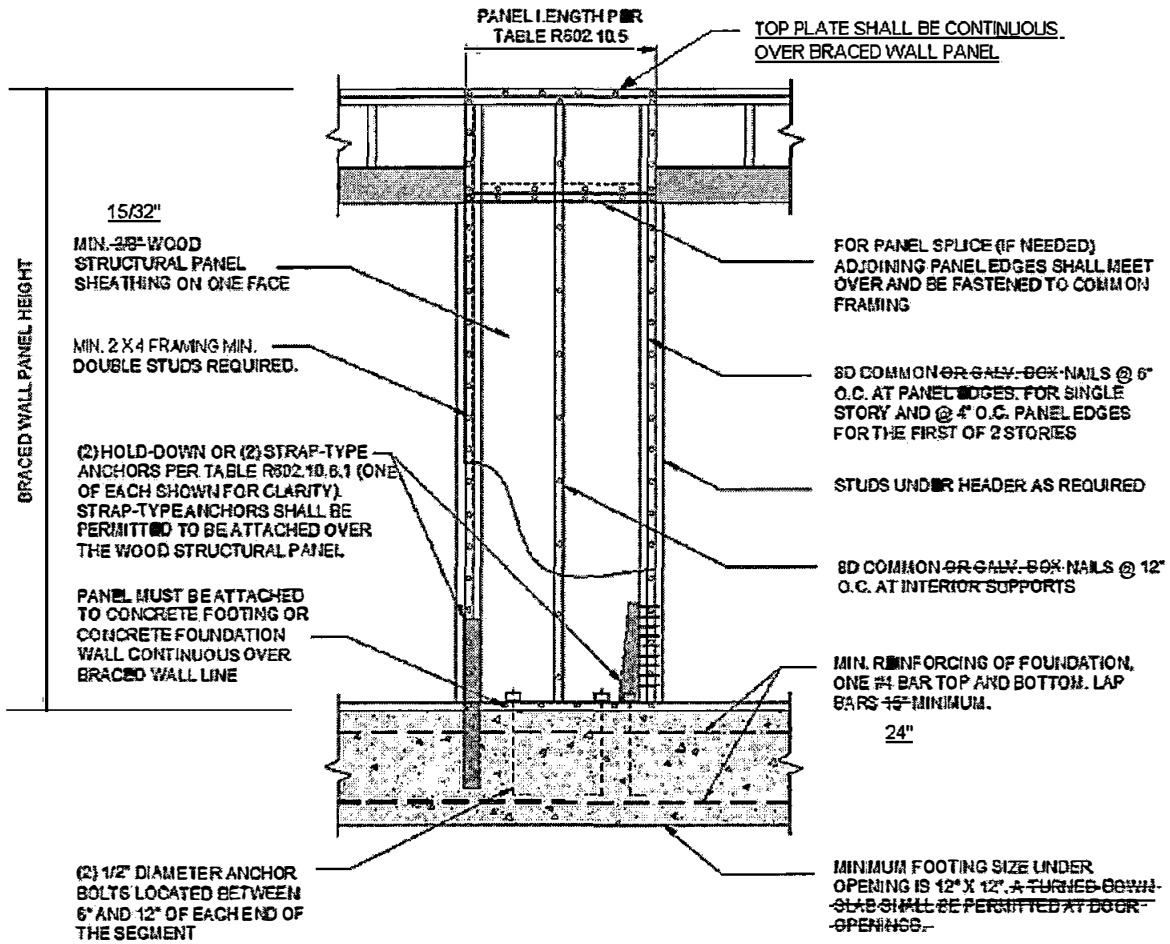
METHOD (See Table R602.10.4)		MINIMUM LENGTH <sup>a</sup> (inches)					CONTRIBUTING LENGTH (inches)
		Wall Height					
		8 feet	9 feet	10 feet	11 feet	12 feet	
DWB, WSP, SFB, PBS, PCP, HPS, BV-WSP		48	48	48	53	58	Actual <sup>b</sup>
GB		48	48	48	53	58	Double sided = Actual Single sided = 0.5 × Actual
LIB		55	62	69	NP	NP	Actual <sup>b</sup>
ABW	SDC A, B and C, ultimate design wind speed < 140 mph	28	32	34	38	42	48
	SDC D <sub>0</sub> , D <sub>1</sub> and D <sub>2</sub> , ultimate design wind speed < 140 mph	32	32	34	NP	NP	
CS-G		24	27	30	33	36	Actual <sup>b</sup>
CS-WSP, CS-SFB	Adjacent clear opening height (inches)						Actual <sup>b</sup>
	≤ 64	24	27	30	33	36	
	68	26	27	30	33	36	
	72	27	27	30	33	36	
	76	30	29	30	33	36	
	80	32	30	30	33	36	
	84	35	32	32	33	36	
	88	38	35	33	33	36	
	92	43	37	35	35	36	
	96	48	41	38	36	36	
	100	—	44	40	38	38	
	104	—	49	43	40	39	
	108	—	54	46	43	41	
	112	—	—	50	45	43	
	116	—	—	55	48	45	
	120	—	—	60	52	48	
	124	—	—	—	56	51	
128	—	—	—	61	54		
132	—	—	—	66	58		
136	—	—	—	—	62		
140	—	—	—	—	66		
144	—	—	—	—	72		
METHOD (See Table R602.10.4)		Portal header height					CONTRIBUTING LENGTH (inches)
		8 feet	9 feet	10 feet	11 feet	12 feet	
PFH	Supporting roof only	16 24	16 24	16 24	Note c	Note c	
	Supporting one story and roof	24	24	24	Note c	Note c	
PFG		24	27	30	Note d	Note d	1.5 × Actual <sup>b</sup>
CS-PF	SDC A, B and C	16	18	20	Note e	Note e	1.5 × Actual <sup>b</sup>
	SDC D <sub>0</sub> , D <sub>1</sub> and D <sub>2</sub>	16 24	18 24	20 24	Note e	Note e	Actual <sup>b</sup>

For SI: 1 inch = 25.4 mm, 1 foot = 304.8 mm, 1 mile per hour = 0.447 m/s.

NP = Not Permitted.

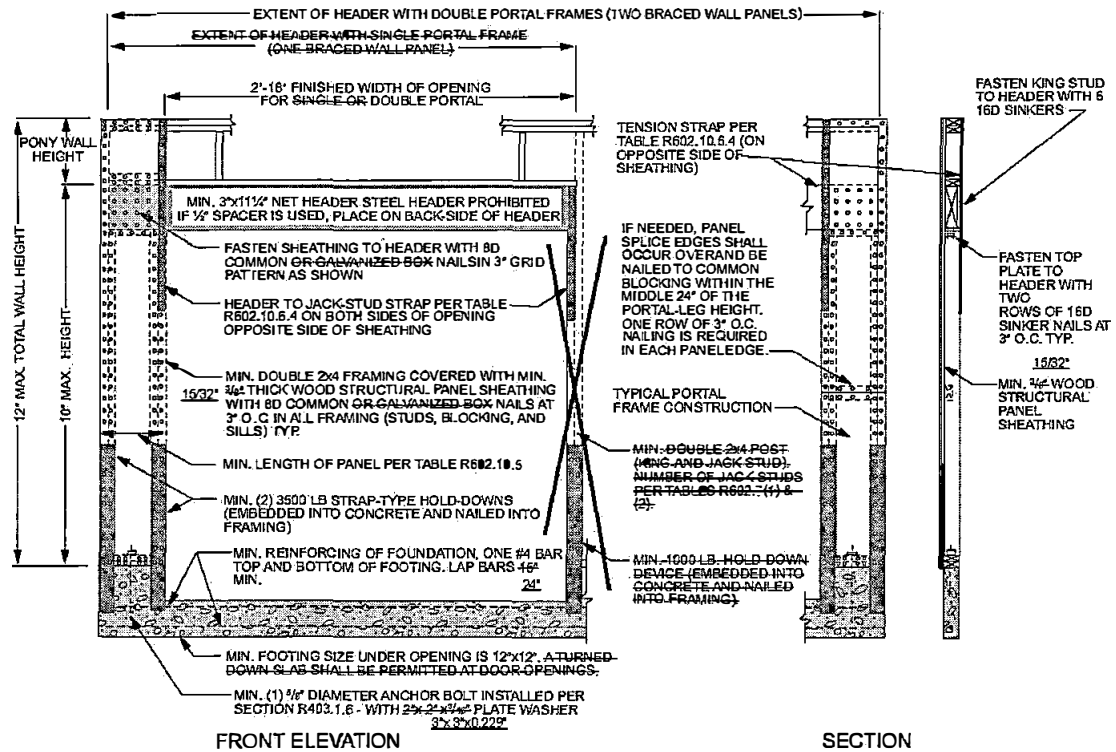
- a. Linear interpolation shall be permitted.
- b. Use the actual length where it is greater than or equal to the minimum length.
- c. Maximum header height for PFH is 10 feet in accordance with Figure R602.10.6.2, but wall height shall be permitted to be increased to 12 feet with pony wall.
- d. Maximum header height for PFG is 10 feet in accordance with Figure R602.10.6.3, but wall height shall be permitted to be increased to 12 feet with pony wall.
- e. Maximum header height for CS-PF is 10 feet in accordance with Figure R602.10.6.4, but wall height shall be permitted to be increased to 12 feet with pony wall.

W. Figure R602.10.6.1 of the California Residential Code is amended to read as follows:



**FIGURE R602.10.6.1  
METHOD ABW—ALTERNATE BRACED WALL PANEL**

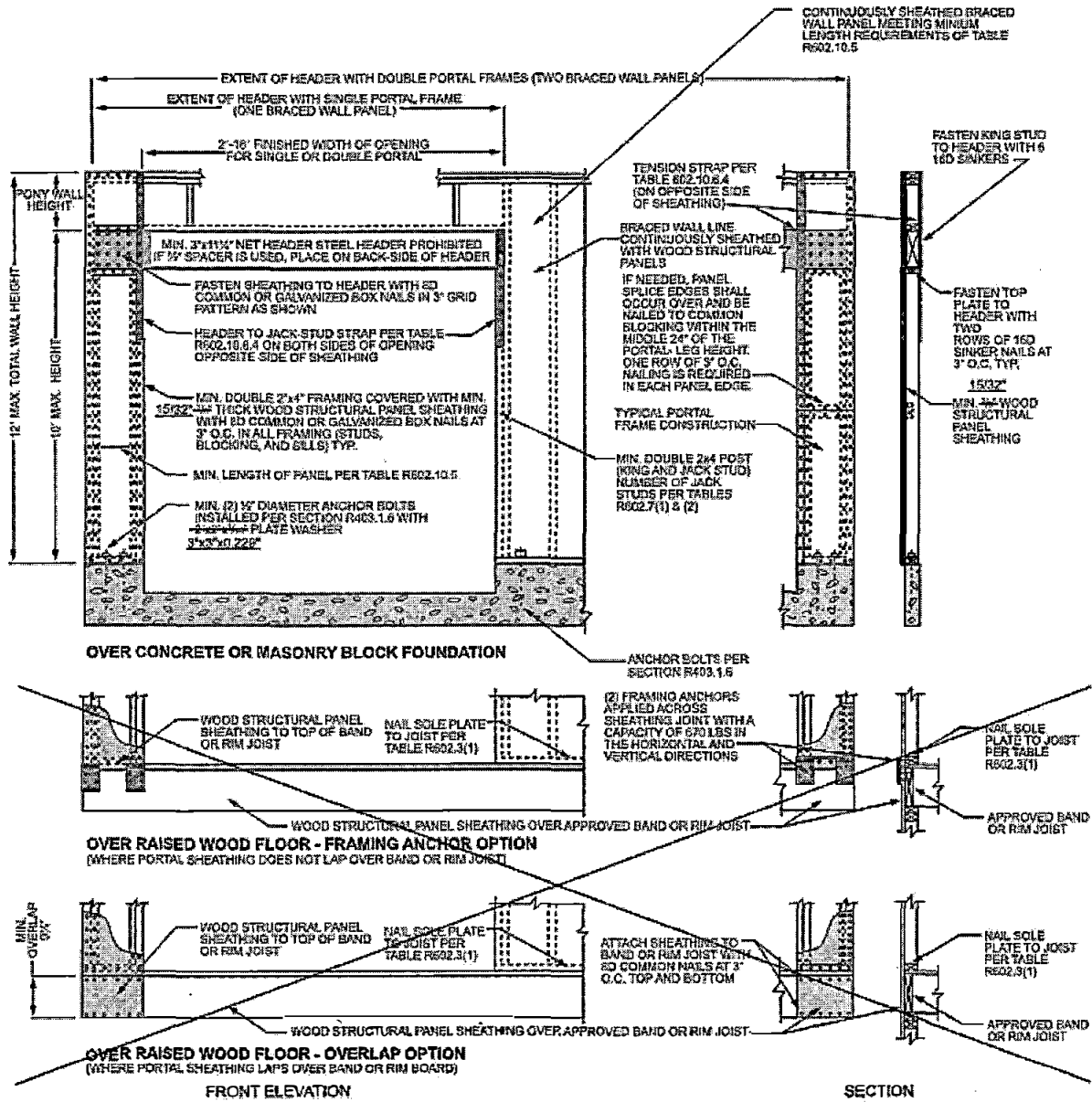
X. Figure R602.10.6.2 of the California Residential Code is amended to read as follows:



For SI: 1 inch = 25.4 mm, 1 foot = 304.8 mm.

**FIGURE R602.10.6.2  
METHOD PFH—PORTAL FRAME WITH HOLD-DOWNS  
AT DETACHED GARAGE DOOR OPENINGS**

Y. Figure R602.10.6.4 of the California Residential Code is amended to read as follows:



For SF: 1 inch = 25.4 mm, 1 foot = 304.8 mm.

FIGURE R602.10.6.4  
METHOD CS-PF—CONTINUOUSLY SHEATHED PORTAL FRAME PANEL CONSTRUCTION

Z. Section R606.4.4 of the California Residential Code is amended to read as follows:

**R606.4.4 Parapet walls.** Unreinforced solid masonry parapet walls shall not be less than 8 inches (203 mm) thick and their height shall not exceed four times their thickness. Unreinforced hollow unit masonry parapet walls shall be not less than 8

~~inches (203 mm) thick, and their height shall not exceed three times their thickness. Masonry parapet walls in areas subject to wind loads of 30 pounds per square foot (1.44 kPa) or located Used in Seismic Design Category D<sub>0</sub>, D<sub>1</sub> or D<sub>2</sub>, or on townhouses in Seismic Design Category C shall be reinforced in accordance with Section R606.12.~~

AA. Section R606.12.2.2.3 of the California Residential Code is amended to read as follows:

**R606.12.2.2.3 Reinforcement requirements for masonry elements.** Masonry elements listed in Section R606.12.2.2.2 shall be reinforced in either the horizontal or vertical direction as shown in Figure ~~R606.11(2)~~ R606.11(3) and in accordance with the following:

1. Horizontal reinforcement. Horizontal joint reinforcement shall consist of ~~at least two longitudinal W1.7 wires spaced not more than 16 inches (406 mm) for walls greater than 4 inches (102 mm) in width and at least one longitudinal W1.7 wire spaced not more than 16 inches (406 mm) for walls not exceeding 4 inches (102 mm) in width; or at least one No. 4 bar spaced not more than 48 inches (1219 mm).~~ Where two longitudinal wires of joint reinforcement are used, the space between these wires shall be the widest that the mortar joint will accommodate. Horizontal reinforcement shall be provided within 16 inches (406 mm) of the top and bottom of these masonry elements.
2. Vertical reinforcement. Vertical reinforcement shall consist of at least one No. 4 bar spaced not more than 48 inches (1219 mm). Vertical reinforcement shall be within ~~16~~ 8 inches (~~406~~ 203 mm) of the ends of masonry walls.

BB. Section R803.2.4 is added to Chapter 8 of the California Residential Code to read as follows:

**R803.2.4 Openings in horizontal diaphragms.** Openings in horizontal diaphragms shall conform with Section R503.2.4.

CC. Section R902.1.3 of the California Residential Code is amended to read as follows:

**R902.1.3 Roof coverings within all other areas.** The entire roof covering of every existing structure where more than 50 percent of the total roof is replaced within any one-year period, the entire roof covering of every new structure and any roof covering applied in the alteration, repair or replacement of the roof of every existing structure shall be a fire-retardant roof covering that is at least a Class G "B" Fire Rated assembly.

DD. Section R905.3.1 of the California Building Code is amended to read as follows:

**R905.3.1 Deck requirements.** Concrete and clay tile shall be installed only over solid sheathing ~~or spaced structural sheathing boards.~~

**Exception:** ~~Spaced lumber shall be permitted in Seismic Design Categories A, B, and C.~~

- EE. Chapter 10, Chimneys and Fireplaces, of the California Residential Code is deleted and a new Chapter 10 is added to read as follows:

**In accordance with SCAQMD's Rule 445:**

Beginning March 9, 2009, permanent indoor and outdoor wood-burning devices (such as fireplaces and stoves) cannot be installed in new developments. However, open-hearth fireplaces with gas or alcohol fuel based log sets or other popular design features that do not use wood -- such as flames in river rock or broken glass -- are allowed.

As of September 2008, permanent indoor and outdoor wood-burning devices can only be sold or installed in existing homes and businesses if it meets one of these cleaner options:

- Dedicated gaseous-fueled fireplace;
- U.S. EPA certified fireplace insert or stove;
- Pellet-fueled wood-burning heater; or
- Masonry heater (not an open-hearth wood-burning fireplace).

- FF. Section A0103.3 of Appendix O of the California Residential Code is added to read as follows:

**A0103.3 Vehicular gates or other barriers across required fire apparatus access roads.** The installation of gates or other barriers across a required fire apparatus access road shall comply with the requirements set forth in the 2019 California Fire Code Section 503.6 or the Latest edition of the Los Angeles County Fire Code and have approved key boxes.

- GG. The definition of "Private Pool" in Section AV100.1 of Appendix V of the California Residential Code is added to read as follows:

**PRIVATE POOL.** is any constructed pool, permanent or portable, and over 18 inches deep which is intended for non-commercial use as swimming pool by not more than three owner families and their guests.

- HH. Section AV100.3 is amended by adding a section 6 to read as follows:

6. If such lot or premises upon which such pool is located is vacant or unoccupied, all gates or doors opening into the area where such pool is located shall be kept securely locked at all times during such vacancy or non-occupancy, whether such pool is empty or filled.

**15.04.050 [Repealed]**

**15.04.060 Amendment of Part 11, California Building Standards Code**

- A. Section 4.106.4.2 of the California Green Building Standards Code is amended to read as follows:

**4.106.4.2 New multifamily dwellings.** If residential parking is available, ~~ten (10)~~ twenty-five (25) percent of the total number of parking spaces on a building site, provided for all types of parking facilities, shall be electric vehicle charging spaces (EV spaces) capable of supporting future EVSE and five (5) percent of the total number of parking spaces on a building site, provided for all types of parking facilities, shall be electric vehicle charging stations (EVCS). Calculations for the required number of EV spaces and EVCS shall be rounded up to the nearest whole number.

**Notes:**

1. Construction documents are intended to demonstrate the project's capability and capacity for facilitating future EV charging.
2. There is no requirement for EV spaces to be constructed or available until EV chargers are installed for use.

- B. Section 4.106.4.3, Section 4.106.4.3.1 and Table 4.106.4.3.1 of the California Green Building Standards Code are amended to read as follows:

**4.106.4.3 New hotels and motels.** All newly constructed hotels and motels shall provide EV spaces capable of supporting future installation of EVSE and EVCS. The construction documents shall identify the location of the EV spaces and EVCS.

**Notes:**

1. Construction documents are intended to demonstrate the project's capability and capacity for facilitating future EV charging.
2. There is no requirement for EV spaces to be constructed or available until EV chargers are installed for use.

**4.106.4.3.1 Number of required EV spaces and EVCS.** The number of required EV spaces and EVCS shall be based on the total number of parking spaces provided for all type of parking facilities in accordance with Table 4.106.4.3.1. Calculation for the required number of EV spaces and EVCS shall be rounded up to the nearest whole number.

**TABLE 4.106.4.3.1**

<b>TOTAL NUMBER OF PARKING SPACES</b>	<b>NUMBER OF REQUIRED EV SPACES</b>	<b>NUMBER OF REQUIRED EVCS</b>
0-9	0	0
10-25	1 3	1
26-50	2 7	2
51-75	4 13	3
76-100	5 19	4
101-150	7 26	6
151-200	10 38	8
201 and over	6 25 percent of total	5 percent of total

C. Section A4.106.5, Table A4.106.5.1(1), Table A4.106.5.1(2), Table A4.106.5.1(3), and Table A4.106.5.1(4) are added to the California Green Building Standards Code to read as follows:

**A4.106.5 Cool roof for reduction of heat island effect.** All roofing materials for buildings in Gardena shall comply with this section:

Exceptions:

1. Roof constructions that have a thermal mass over the roof membrane including areas of vegetated (green) roofs, weighing at least 25 lbs/sf.
2. Roof areas covered by building integrated solar photovoltaic panels and building integrated solar thermal panels.

**TABLE A4.106.5.1(1)  
TIER 1 - LOW-RISE RESIDENTIAL**

<b>ROOF SLOPE</b>	<b>CLIMATE ZONE</b>	<b>MINIMUM 3-YEAR AGED SOLAR REFLECTANCE</b>	<b>THERMAL EMITTANCE</b>	<b>SRI</b>
≤ 2:12	<del>13 &amp; 15</del>	0.63	0.75	75
> 2:12	<del>10 - 15</del>	0.20	0.75	16

**TABLE A4.106.5.1(2)**  
**TIER 2 - LOW-RISE RESIDENTIAL**

ROOF SLOPE	CLIMATE ZONE	MINIMUM 3-YEAR AGED SOLAR REFLECTANCE	THERMAL EMITTANCE	SRI
≤ 2:12	<del>2, 4, 6</del> 15	0.650.68	85	<del>7882</del>
> 2:12	<del>2, 4, 6</del> 15	0.230.28	85	<del>2027</del>

**TABLE A4.106.5.1(3)**  
**TIER 1 - HIGH-RISE RESIDENTIAL BUILDINGS, HOTELS, AND MOTELS**

ROOF SLOPE	CLIMATE ZONE	MINIMUM 3-YEAR AGED SOLAR REFLECTANCE	THERMAL EMITTANCE	SRI
≤ 2:12	<del>9, 10, 11, 13, 14, 15</del>	0.550.63	0.75	<del>6475</del>
> 2:12	<del>2</del> 15	0.20	0.75	16

**TABLE A4.106.5.1(4)**  
**TIER 2 - HIGH-RISE RESIDENTIAL BUILDINGS, HOTELS, AND MOTELS**

ROOF SLOPE	CLIMATE ZONE	MINIMUM 3-YEAR AGED SOLAR REFLECTANCE	THERMAL EMITTANCE	SRI
≤ 2:12	<del>2</del> 15	0.650.68	<del>0.75</del> 0.85	<del>7882</del>
> 2:12	<del>2</del> 15	0.230.28	<del>0.75</del> 0.85	<del>2027</del>

The Balance of the section remains unaltered.

- D. Section 5.106.5.3.3 and Table 5.106.5.3.3 of the California Green Building Standards Code are amended to read as follows:

**5.106.5.3.3 EV charging space and charging station calculation. (N)** Table 5.106.5.3.3 shall be used to determine if single or multiple charging space requirements apply for the future installation of EVSE and EVCS. Calculations for the required number of EV charging spaces and EVCS shall be rounded up to the nearest whole number.

**Exceptions:** On a case-by-case basis where the local enforcing agency has determined EV charging and infrastructure is not feasible based upon one or more of the following conditions:

1. Where there is insufficient electrical supply.
2. Where there is evidence suitable to the local enforcing agency substantiating that additional local utility infrastructure design requirements, directly related to the implementation of Section 5.106.5.3, may adversely impact the construction cost of the project.

**TABLE 5.106.5.3.3**

<b>TOTAL NUMBER OF ACTUAL PARKING SPACES</b>	<b>NUMBER OF REQUIRED EV CHARGING SPACES</b>	<b><u>NUMBER OF REQUIRED EVCS</u></b>
0-9	0	<u>0</u>
10-25	<del>4</del> 3	<u>1</u>
26-50	<del>2</del> 7	<u>2</u>
51-75	<del>4</del> 13	<u>3</u>
76-100	<del>5</del> 19	<u>4</u>
101-150	<del>7</del> 26	<u>6</u>
151-200	<del>10</del> 38	<u>8</u>
201 and over	<del>6</del> <u>25</u> percent of total 4	<u>5 percent of total</u>

~~1. Calculation for spaces shall be rounded up to the nearest whole number.~~

- E. Section A4.303.3 is added to the California Green Building Standards Code to read as follows:

**A4.303.4 Non-water supplied urinals.** Non-water supplied urinals maybe installed, comply with Sections 1101.1 thru 1101.8 of the California Civil Code, whichever is the most restrictive. Where approved, hybrid urinals, as defined in Chapter 2, shall be considered waterless urinals.

- F. Section A4.407.1 of the California Green Building Standards Code is added as follows:

**A4.407.1 Drainage around foundations.** Install foundation and landscape drains which discharge to a dry well, sump, bioswale or other approved on-site location.

**SECTION 3.** CEQA Compliance. The adoption of this Ordinance is exempt from CEQA pursuant to CEQA Guidelines section 15061(c)(3) provides that a project is exempt from CEQA when it is covered by the general rule that CEQA only applies to projects which have the potential for causing a significant effect on the environment and does not apply where it can be seen with certainty that there is no possibility of a significant effect. This Ordinance adopts the California Building Standards Code with local amendments as authorized by State law. The California Building Standards Code already applies by default in the City of Gardena. The local amendments will not create any significant effects as they have been put in place to deal with local conditions. The adoption is exempt from the provisions of CEQA and staff shall file a Notice of Exemption with the County Clerk.

**SECTION 4.** Severability. If any section, subsection, subdivision, paragraph, sentence, clause or phrase of this ordinance, or any part thereof is for any reason held to be unconstitutional, such decision shall not affect the validity of the remaining portion of this ordinance or any part thereof. The City Council hereby declares that it would have passed each section, subsection, subdivision, paragraph, sentence, clause or phrase thereof, irrespective of the fact that any one or more section, subsection, subdivision, paragraph, sentence, clause or phrase be declared unconstitutional.

**SECTION 5.** Certification. The City Clerk shall certify to the passage of this ordinance and shall cause the same to be entered in the book of original ordinances of said City; shall make a minute passage and adoption thereof in the records of the meeting at which time the same is passed and adopted; and shall, within fifteen (15) days after the passage and adoption thereof, cause a summary of the ordinance to be published as required by law.

**SECTION 6.** Effective Date. This ordinance shall become effective on the thirty-first day after adoption.

Passed, approved, and adopted this \_\_\_\_\_ day of \_\_\_\_\_, 2020.

\_\_\_\_\_  
TASHA CERDA, Mayor

ATTEST:

\_\_\_\_\_  
MINA SEMENZA  
City Clerk

APPROVED AS TO FORM:

  
\_\_\_\_\_  
CARMEN VASQUEZ, City Attorney

**RESOLUTION NO. 6424**

**A RESOLUTION OF THE CITY COUNCIL OF THE CITY OF GARDENA,  
CALIFORNIA, SETTING FORTH FINDINGS FOR REQUIRED  
AMENDMENTS TO THE 2019 CALIFORNIA STATE BUILDING CODE  
RELATIVE TO LOCAL CLIMATIC, TOPOGRAPHIC AND GEOLOGIC  
CONDITIONS**

WHEREAS, California Health & Safety Code section 18901 et seq. provides that the Building Standards Commission shall adopt a California Building Standards Code ("CBSC") based on specified uniform codes with input from various State Departments; and

WHEREAS, the 2019 CBSC has been adopted and is codified in Title 24 of the California Code of Regulations; and

WHEREAS, California Health & Safety Code Section 17922 provides that the Department of Housing and Community Development is to adopt the CBSC and other regulations; and

WHEREAS, the Department of Housing and Community Development has adopted the most recent version of the CBSC as well as other regulations which are found in Title 25 of the California Code of Regulations; and

WHEREAS, California Health & Safety Code Section 17958.5 provides that a city may make changes in the provisions adopted pursuant to Health and Safety Code section 17922 and published in the CBSC or other regulations upon specified findings; and

WHEREAS, Health and Safety Code Section 17958 provides that a local jurisdiction shall adopt Ordinances and regulations imposing the same or modified or changed requirements as are contained in the regulations adopted by the State pursuant to Health and Safety Code Section 17922; and

WHEREAS, Health and Safety Code Section 17958.7 requires that the City Council, before making any modifications or changes to the CBSC, shall make an express finding that such changes or modifications are reasonably necessary because of local climatic, geologic, or topographic conditions; and

WHEREAS, The ICC Los Angeles Basin Chapter's Administration Committee and Structural Committee have recommended that Southern California cities adopt amendments to the 2019 CBSC to:

- A. Protect each community within the greater Los Angeles region from a vast array of fault systems capable of producing major earthquakes and/or climate systems capable of producing major winds, fire and rain related disaster, and
- B. To ensure and encourage energy efficiency and sustainable practices are incorporated into building

WHEREAS, the Building Official has recommended that many of the modifications proposed by the International Conference of Building Officials Los Angeles Basin Chapter's Structural Committee and Green Building Standards Committee be made to the CBSC because they are reasonably necessary due to address local conditions in the City of Gardena and has further advised that the remainder of said changes and modifications are of an administrative or procedural nature, or concern themselves with subjects not covered by the CBSC or are reasonably necessary to safeguard life and property within the City of Gardena.

NOW, THEREFORE, THE CITY OF GARDENA, DOES HEREBY RESOLVE AS FOLLOWS:

SECTION 1. The provisions of Ordinance No. 1815 relating to the CBSC are restated below with the rationale and findings for each change included in italics underneath the change to the California Building Code Standards. Any change for which there is no rationale or findings are amendments that are either administrative or procedural in nature or concern themselves with subjects not covered in the California Building Standards Code.

**Chapter 15.04  
General Building Provisions**

**15.04.010 Adoption of the California Building Standards Code**

- A. Subject to the amendments and changes set forth herein, the following parts of the 2019 California Building Standards Code as set forth in Title 24 of the California Code of Regulations are adopted by reference in their entirety:
1. Part 1 – California Building Standards Administrative Code.
  2. Part 2 – California Building Code and the following division and appendices:
    - a. Division II, Scope and Administration to the California Building Code;
    - b. Appendix F, Rodent-proofing;
    - c. Appendix H, Signs;
    - d. Appendix I, Patio Covers;
    - e. Appendix J, Grading.
  3. Part 2.5 – California Residential Building Code and the following division and appendices:
    - a. Division II, Scope and Administration to the California Residential Building Code;
    - b. Appendix H, Patio Covers;
    - c. Appendix J, Existing Buildings and Structures;

- d. Appendix K, Sound Transmission;
  - e. Appendix O, Automatic Vehicular Gate;
  - f. Appendix V, Swimming Pool Safety Act.
4. Part 3 – California Electrical Code, In its entirety.
5. Part 4 – California Mechanical Code and the following appendix:
- a. Appendix B, Procedures to be followed to place Gas Equipment in Operation.
6. Part 5 – California Plumbing Code and the following appendices:
- a. Appendix A, Recommended Rules for the Sizing of Water Piping System;
  - b. Appendix B, Explanatory Notes on Combination Waste and Vent Systems
  - c. Appendix D, Sizing of Storm Water Drainage Systems;
  - d. Appendix G, Sizing of Vent System;
  - e. Appendix I, Installation Standard for PEX Tubing Systems for Hot and Cold Water Distribution;
  - f. Appendix J, Combination of Indoor and Outdoor Combustion; and Ventilation Opening Design.
7. Part 6 – California Energy Code, including all appendices.
8. Part 8 – California Historical Building Code, as adopted by the State of California, including all appendices.
9. Part 2 – California Existing Building Code and the following appendix:
- a. Appendix A, Guidelines For Retrofit Of Existing Buildings
    - i. Chapter A1, Seismic Strengthening Provisions For Unreinforced Masonry Bearing Wall Buildings;
    - ii. Chapter A2, Earthquake Hazard Reduction In Existing Concrete And Reinforced Masonry Wall Buildings With Flexible Diaphragms;
    - iii. Chapter A3, Prescriptive Provisions For Seismic Strengthening Of Cripple Walls And Sill Plate Anchorage Of Light Wood Framed Buildings; and
    - iv. Chapter A5, Reference Standards.
10. Part 11 – California Green Building Standards Code (“Cal Green”).
- B. The most recent version of the Los Angeles County Fire Code, as set forth in Section 8.08.020, shall be part of the building regulations of the city. In cases of conflict between any provision between the Los Angeles County Fire Code and the other provisions of the building regulations of the city of Gardena, the most restrictive provision shall prevail.**

**15.04.020 Fees**

The City shall charge fees for all permits, plan checks, inspections and other services performed by the City relating to any portion of the Building Regulations of the City or any other provision of Title 15 of the Gardena Municipal Code in an amount set by resolution of the City Council.

**15.04.030 Amendment of Part 2, California Building Code**

- A. Section 105.2 of the California Building Code relating to Building exemptions is amended to read as follows; the exemptions for electrical, gas, mechanical and plumbing remain the same:

**105.2 Work exempt from permit.** Exemptions from permit requirements of this code shall not be deemed to grant authorization for any work to be done in any manner in violation of the provisions of this code or any other laws or ordinances of this jurisdiction. Permits shall not be required for the following:

**Building:**

1. One-story Detached Accessory Structures, used as tool and storage sheds, playhouses and similar uses provided the floor area does not exceed 120 square feet, with three feet clear from a building or property line and conforming to the zoning requirements of the Gardena Municipal Code.
2. [deleted].
3. [deleted].
4. [deleted].
5. Water tanks supported directly on grade if the capacity is not greater than 5,000 gallons (18,925 L) and the ratio of height to diameter or width is not greater than 2:1.
6. Sidewalks and driveways not more than 30 inches (762) mm above adjacent grade, and not over any basement or story below and are not part of an accessible route.
7. Painting, papering, floor and wall tiling – excluding showers and wet areas, carpeting, cabinets, counter tops not containing plumbing or electrical fixtures, and similar finish work.
8. Temporary motion picture, television, and theater stage sets and scenery.

9. Prefabricated swimming pools accessory to a Group R-3 occupancy that are less than 18 inches deep, do not exceed 5,000 gallons and are installed entirely above ground.
10. Shade cloth structures constructed for nursery or agricultural purposes, and not including service systems.
11. Swings and other playground equipment accessory to detached one- and two-family dwellings.
12. Window awnings in Group R-3 or Group U occupancies, supported by an exterior wall that do not project more than 54 inches from the exterior wall and do not require additional support.
13. Nonfixed and Movable fixtures, cases, racks, counters, and partitions not over five feet nine inches (1753 mm) in height.
14. Decks not over 30 inches above surrounding grade or finishes, not attached to a structure, or serving any part of the means of egress.

B. Section 105.5 is amended to read as follows:

**105.5 Expiration.** Every permit issued shall become invalid unless the work on the site authorized by such permit is commenced within ~~180~~ 360 days after its issuance, or if the work authorized on the site by such permit is suspended or abandoned for a period of 180 days after the time the work is commenced. The building official is authorized to grant one extension of time for period of not more than 180 days. The extension shall be requested in writing and justifiable cause demonstrated. Extensions shall only be granted prior to the expiration of a permit.

C. Section 107.5.1 relating to Retention of Construction Documents is added to read as follows:

**107.5.1 Retention of Construction Documents.** Per Building Standards Law, Health and Safety Code Sections 19850 and 19851 the City is required to retain a copy of these plans. The light or dark graphics and/or text will not allow for scanning. Text shall be 7/64", or 10 point, minimum in height and legible.

D. Table 1505.1 of Chapter 15 of the California Building Code is amended to read as follows:

**TABLE 1505.1<sup>a</sup>  
MINIMUM ROOF COVERING  
CLASSIFICATION FOR TYPES OF CONSTRUCTION**

IA	IB	IIA	IIB	IIIA	IIIB	IV	VA	VB
B	B	B	<del>B</del>	B	<del>B</del>	B	B	<del>B</del>

**RATIONALE:**

Requirements for roofing materials to have a Class-B fire rating for both new roof and re-roofing applications shall be Class-B rating This is consistent with the recommendations of the Los Angeles County Fire Department, Cal Fire and The Insurance Institute the on roofing fire safety. Roofs with a Class-B fire rating have proven more effective in resisting ignition from flying embers than a “C” rating.

**FINDINGS:**

Local Geological Conditions – Gardena is a densely populated and dense industrial area. The high density can allow fire to spread quickly from roof to roof. Gardena is located in a special wind zone as defined by the California Building Code. The jurisdiction of Gardena is located in a semi-arid Mediterranean type climate. It annually experiences extended periods of high temperatures with little or no precipitation. Hot, dry (Santa Ana) winds, which may reach speeds of 110 M.P.H. or greater.

E. Section 1505.1.3 of the California Building Code is amended to read as follows:

**1505.1.3. Roof coverings within all other areas.** The entire roof covering of every existing structure where more than 50 percent of the total roof is replaced within any one-year period, the entire roof covering of every new structure and any roof covering applied in the alteration, repair or replacement of the roof of every existing structure shall be a fire-retardant roof covering that is at least a Class ~~C~~ “B” Fire Rated assembly.

**RATIONALE:**

Requirements for roofing materials to have a Class-B fire rating for both new roof and re-roofing applications shall be Class-B rating This is consistent with the recommendations of the Los Angeles County Fire Department, Cal Fire and The Insurance Institute the on roofing fire safety. Roofs with a Class-B fire rating have proven more effective in resisting ignition from flying embers than a “C” rating.

**FINDINGS:**

Local Geological Conditions – Gardena is a densely populated and dense industrial area. The high density can allow fire to spread quickly from roof to roof. Gardena is located in a special wind zone as defined by the California Building Code. The jurisdiction of Gardena is located in a semi-arid Mediterranean type climate. It annually experiences extended periods of high temperatures with little or no precipitation. Hot, dry (Santa Ana) winds, which may reach speeds of 110 M.P.H. or greater.

F. Section 1507.3.1 of the California Building Code is amended to read as follows:

**1507.3.1 Deck requirements.** Concrete and clay tile shall be installed only over solid sheathing ~~or spaced structural sheathing boards.~~

~~—Exception: Spaced lumber shall be permitted in Seismic Design Categories A, B, and C.~~

**RATIONALE:**

Section 1507.3.1 is amended to require concrete and clay tiles to be installed only over solid sheathing. The change is necessary because there were numerous observations of tile roofs pulling away from wood framed buildings following the 1994 Northridge Earthquake. The SEAOSC/LA City Post Northridge Earthquake committee findings indicated significant problems with tile roofs was due to inadequate design and/or construction. Therefore, the amendment is needed to minimize such occurrences in the event of future significant earthquakes.

**FINDINGS:**

Local Geological Conditions – Gardena is a densely populated area having buildings and structures constructed over and near a vast array of fault systems capable of producing major earthquakes, including but not limited to the 1994 Northridge Earthquake, the 1987 Whittier Narrows Earthquake, the 1971 San Fernando Earthquake and the 1933 Long Beach Earthquake. This amendment will reduce the failure of concrete and clay tile roofs during a significant earthquake and is in accordance with the scope and objectives of the California Building Code. Gardena is in Seismic Zones D, E, and F.

G. The following sections are added to Chapter 16 of the California Building Code to read as follows:

**1613.5 Amendments to ASCE 7.** The provisions of Section 1613.5 shall be permitted as an amendment to the relevant provisions of ASCE 7.

**1613.5.1 Values for vertical combinations.** Modify ASCE 7 Section 12.2.3.1 Exception 3 as follows:

3. Detached one- and two-family dwellings up to two stories in height of light frame construction.

**RATIONALE:**

Observed damages to one- and two-family dwellings of light frame construction after the Northridge Earthquake may have been partially attributed to vertical irregularities common to this type of occupancy and construction. In an effort to improve quality of construction and incorporate lesson learned from studies after the Northridge Earthquake, the proposed modification to ASCE 7-16 Section 12.2.3.1 Exception 3 by limiting the number of stories and height of the structure to two stories will significantly minimize the impact of vertical irregularities and concentration of inelastic behavior from mixed

structural systems. This proposed amendment is a continuation of an amendment adopted during previous code adoption cycles.

**FINDINGS:**

Local Geological Conditions – Gardena is a densely populated area having buildings and structures constructed over and near a vast array of fault systems capable of producing major earthquakes, including but not limited to the 1994 Northridge Earthquake. Gardena is in Seismic Zones D, E, and F. The proposed modification to limit mixed structural system to two stories is intended to improve quality of construction by reducing potential damages that may result from vertical irregularities of the structural system in buildings subject to high seismic load and therefore, need to be incorporated into the code to assure that new buildings and structures and additions or alterations to existing buildings or structures are designed and constructed in accordance with the scope and objectives of the California Building Code.

**1613.5.2 Wood diaphragms. Modify ASCE 7 Section 12.11.2.2.3 as follows:**

**12.11.2.2.3 Wood diaphragms.** The anchorage of concrete or masonry structural walls to wood diaphragms shall be in accordance with AWC SDPWS 4.1.5.1 and this section. Continuous ties required by this section shall be in addition to the diaphragm sheathing. Anchorage shall not be accomplished by use of toenails or nails subject to withdrawal, nor shall wood ledgers or framing be used in cross-grain bending or cross-grain tension. The diaphragm sheathing shall not be considered effective for providing the ties or struts required by this section

For structures assigned to Seismic Design Category D, E or F, wood diaphragms supporting concrete or masonry walls shall comply with the following:

1. The spacing of continuous ties shall not exceed 40 feet. Added chords of diaphragms may be used to form subdiaphragms to transmit the anchorage forces to the main continuous crossties.
2. The maximum diaphragm shear used to determine the depth of the subdiaphragm shall not exceed 75% of the maximum diaphragm shear.

**RATIONALE:**

A joint Structural Engineers Association of Southern California (SEAOSC), Los Angeles County and Los Angeles City Task Force investigated the performance of concrete and masonry construction with flexible wood diaphragm failures after the Northridge earthquake. It was concluded at that time that continuous ties are needed at specified spacing to control cross grain tension in the interior of the diaphragm. Additionally, there was a need to limit subdiaphragm allowable shear loads to control combined orthogonal stresses within the diaphragm. Recognizing the importance and need to continue the recommendation made by the task force while taking into consideration the improve performances and standards for diaphragm construction today. This proposal increases

the continuous tie spacing limit to 40 ft in lieu of 25 ft and to use 75% of the allowable code diaphragm shear to determine the depth of the sub-diaphragm in lieu of the 300 plf and is deemed appropriate and acceptable. Due to the frequency of this type of failure during the past significant earthquakes, various jurisdictions within the Los Angeles region have taken this additional step to prevent roof or floor diaphragms from pulling away from concrete or masonry walls. This proposed amendment is a continuation of an amendment adopted during previous code adoption cycles.

**FINDINGS:**

Local Geological Conditions – Gardena is a densely populated area having buildings and structures constructed over and near a vast array of fault systems capable of producing major earthquakes, including but not limited to the 1994 Northridge Earthquake. Gardena is in Seismic Zones D, E, and F. The proposed modification to require special anchorage of the diaphragm to the wall and limit the allowable shear will address special needs for concrete and masonry construction with flexible wood diaphragm and therefore, need to be incorporated into the code to assure that new buildings and structures and additions or alterations to existing buildings or structures are designed and constructed in accordance with the scope and objectives of the California Building Code.

**1613.5.3 Structural separation. Modify ASCE 7 Section 12.12.3 Equation 12.12-1 as follows:**

$$\delta_M = \frac{C_d \delta_{\max}}{I_e} \quad (12.12-1)$$

**RATIONALE:**

The inclusion of the importance factor in this equation has the unintended consequence of reducing the minimum seismic separation distance for important facilities such as hospitals, schools, police and fire stations from adjoining structures. The proposal to omit the importance factor from Equation 12.12-1 will ensure that a safe seismic separation distance is provided. This proposed amendment is a continuation of an amendment adopted during previous code adoption cycles.

**FINDINGS:**

Local Geological Conditions – Gardena is a densely populated area having buildings and structures constructed over and near a vast array of fault systems capable of producing major earthquakes, including but not limited to the 1994 Northridge Earthquake, the 1987 Whittier Narrows Earthquake, the 1971 San Fernando Earthquake and the 1933 Long Beach Earthquake. Gardena is in Seismic Zones D, E, and F. The proposed modification to omit the importance factor in the equation ensures that a safe seismic separation distance is maintained for important facilities from adjoining structures and therefore, need to be incorporated into the code to assure that new buildings and structures and additions or alterations to existing buildings or structures are designed and constructed in accordance with the scope and objectives of the California Building Code.

**1613.7 Suspended ceilings.** Minimum design and installation standards for suspended ceilings shall be determined in accordance with the requirements of Section 2506.2.1 of this Code and this section.

**1613.7.1 Scope.** This part contains special requirements for suspended ceilings and lighting systems. Provisions of Section 13.5.6 of ASCE 7 shall apply except as modified herein.

**1613.7.2 General.** The suspended ceilings and lighting systems shall be limited to 6 feet (1828 mm) below the structural deck unless the lateral bracing is designed by a licensed engineer or architect.

**1613.7.3 Sprinkler heads.** All sprinkler heads (drops) except fire-resistance-rated floor/ceiling or roof/ceiling assemblies, shall be designed to allow for free movement of the sprinkler pipes with oversize rings, sleeves or adaptors through the ceiling tile. Sprinkler heads and other penetrations shall have a 2 inch (50mm) oversize ring, sleeve, or adapter through the ceiling tile to allow for free movement of at least 1 inch (25mm) in all horizontal directions. Alternatively, a swing joint that can accommodate 1 inch (25 mm) of ceiling movement in all horizontal directions is permitted to be provided at the top of the sprinkler head extension.

Sprinkler heads penetrating fire-resistance-rated floor/ceiling or roof/ceiling assemblies shall comply with Section 714 of this Code.

**1613.7.4 Special requirements for means of egress.** Suspended ceiling assemblies located along means of egress serving an occupant load of 30 or more shall comply with the following provisions.

**1613.7.4.1 General.** Ceiling suspension systems shall be connected and braced with vertical hangers attached directly to the structural deck along the means of egress serving an occupant load of 30 or more and at lobbies accessory to Group A Occupancies. Spacing of vertical hangers shall not exceed 2 feet (610 mm) on center along the entire length of the suspended ceiling assembly located along the means of egress or at the lobby.

**1613.7.4.2 Assembly device.** All lay-in panels shall be secured to the suspension ceiling assembly with two hold-down clips minimum for each tile within a 4-foot (1219 mm) radius of the exit lights and exit signs.

**1613.7.4.3 Emergency systems.** Independent supports and braces shall be provided for light fixtures required for exit illumination. Power supply for exit illumination shall comply with the requirements of Section 1008.3 of this Code.

**1613.7.4.4 Supports for appendage.** Separate support from the structural deck shall be provided for all appendages such as light fixtures, air diffusers, exit signs, and similar elements.

**RATIONALE:**

The California Building Code has little to no information regarding the safe design and construction requirements for ceiling suspension systems subject to seismic loads. It is through the experience of prior earthquakes, such as the Northridge Earthquake, that this amendment is proposed to minimize the amount of bodily and building damage within the spaces in which this type of ceiling will be installed. This proposed amendment complements ASCE 7-16 Chapter 13 Section 13.5.6.2.2 and the cited reference to ASTM E580. The amended requirements retained herein are a continuation of portions of an amendment adopted during the previous code adoption cycles.

**FINDINGS:**

Local Geological Conditions – Gardena is a densely populated area having buildings constructed over and near a vast array of fault systems capable of producing major earthquakes, including but not limited to the 1994 Northridge Earthquake. Gardena is in Seismic Zones D, E, and F. The proposed modification requiring safe design and construction requirements for ceiling suspension systems to resist seismic loads is intended to minimize the amount of damage within a building and therefore need to be incorporated into the code to assure that new buildings and additions to existing buildings are designed and constructed in accordance with the scope and objectives of the California Building Code.

H. Section 1704.6 of the California Building Code is amended to read as follows:

**1704.6 Structural observations.** Where required by the provisions of Section 1704.6.1, 1704.6.2 or 1704.6.3, the owner or the owner's authorized agent shall employ a registered design professional, or his/her designee as a structural observer, to perform structural observations. Structural observation does not include or waive the responsibility for the inspections in Section 110 or the special inspections in Section 1705 or other sections of this code. The structural observer shall be one of the following individuals:

1. The registered design professional responsible for the structural design, or
2. A registered design professional designated by the registered design professional responsible for the structural design.

Prior to the commencement of observations, the structural observer shall submit to the building official a written statement identifying the frequency and extent of structural observations.

~~—At the conclusion of the work included in the permit, the structural observer shall submit to the building official a written statement that the site visits have been made and identify any reported deficiencies that, to the best of the structural observer's knowledge, have not been resolved.~~

The owner or owner's authorized agent shall coordinate and call a preconstruction meeting between the structural observer, contractors, affected subcontractors and special inspectors. The structural observer shall preside over the meeting. The purpose of the meeting shall be to identify the major structural elements and connections that affect the vertical and lateral load resisting systems of the structure and to review scheduling of the required observations. A record of the meeting shall be included in the report submitted to the building official.

Observed deficiencies shall be reported in writing to the owner or owner's authorized agent, special inspector, contractor and the building official. Upon the form prescribed by the building official, the structural observer shall submit to the building official a written statement at each significant construction stage stating that the site visits have been made and identifying any reported deficiencies which, to the best of the structural observer's knowledge, have not been resolved. A final report by the structural observer which states that all observed deficiencies have been resolved is required before acceptance of the work by the building official.

**RATIONALE:**

The language in Section 1704.6 of the California Building Code permits the owner to employ any registered design professional to perform structural observations with minimum guideline. However, it is important to recognize that the registered design professional responsible for the structural design has thorough knowledge of the building he/she designed. By requiring the registered design professional responsible for the structural design or their designee who were involved with the design to observe the construction, the quality of the observation for major structural elements and connections that affect the vertical and lateral load resisting systems of the structure will greatly be increased. Additional requirements are provided to help clarify the role and duties of the structural observer and the method of reporting and correcting observed deficiencies to the building official. This proposed amendment is a continuation of an amendment adopted during previous code adoption cycles.

**FINDINGS:**

Local Geological Conditions – Gardena is a densely populated area having buildings and structures constructed over and near a vast array of fault systems capable of producing major earthquakes, including but not limited to the 1994 Northridge Earthquake. Gardena is in Seismic Zones D, E, and F. The proposed modification to require the registered design professional in responsible charge for the structural design to observe the construction will help ensure acceptable standards of workmanship is provided and to improve the quality of the observation and therefore need to be incorporated into the code to assure that new buildings and structures and additions or alterations to existing buildings or structures are designed and constructed in accordance with the scope and objectives of the California Building Code.

I. Section 1704.6.2 of the California Building Code is amended to read as follows:

**1704.6.2 Structural observations for seismic resistance.** Structural observations shall be provided for those structures assigned to Seismic Design Category D, E or F where one or more of the following conditions exist:

1. The structure is classified as Risk Category III or IV.
2. The structure is ~~assigned to Seismic Design Category E,~~ is classified as Risk Category I or II, and ~~is greater than two stories above the grade plane~~ a lateral design is required for the structure or portion thereof.

**Exception:** One-story wood framed Group R-3 and Group U Occupancies less than 2,000 square feet in area, provided the adjacent grade is not steeper than 1 unit vertical in 10 units horizontal (10% sloped), assigned to Seismic Design Category D,

**RATIONALE:**

With the higher seismic demand placed on buildings and structures in this region, the language in Section 1704.6.2 of the California Building Code would permit many low-rise buildings and structures with complex structural elements to be constructed without the benefit of a structural observation. By requiring a registered design professional to observe the construction, the quality of the observation for major structural elements and connections that affect the vertical and lateral load resisting systems of the structure will greatly be increased. An exception is provided to permit simple structures and buildings to be excluded. This proposed amendment is a continuation of an amendment adopted during previous code adoption cycles.

**FINDINGS:**

Local Geological Conditions – Gardena is a densely populated area having buildings and structures constructed over and near a vast array of fault systems capable of producing major earthquakes, including but not limited to the 1994 Northridge Earthquake. Gardena is in Seismic Zones D, E, and F. The proposed modification to require the registered design professional in responsible charge for the structural design to observe the construction will help ensure acceptable standards of workmanship is provided and to improve the quality of the observation and therefore need to be incorporated into the code to assure that new buildings and structures and additions or alterations to existing buildings or structures are designed and constructed in accordance with the scope and objectives of the California Building Code.

J. Section 1705.3 of the California Building Code is amended to read as follows:

**1705.3 Concrete construction.** The special inspections and tests for concrete construction shall be performed in accordance with this section and Table 1705.3.

**Exceptions:** Special inspections and tests shall not be required for:

1. Isolated spread concrete footings of buildings three stories or less above grade plane that are fully supported on earth or rock where the structural design of the footing is based on a specified compressive strength,  $f_c$ , not more than 2,500 pounds per square inch (psi) (17.2 Mpa) regardless of the compressive strength specified in the construction documents or used in the footing construction.
2. Continuous concrete footings supporting walls of buildings three stories or less above grade plane that are fully supported on earth or rock where:
  - 2.1. The footings support walls of light-frame construction;
  - 2.2. The footings are designed in accordance with Table 1809.7;
  - 2.3. The structural design of the footing is based on a specified compressive strength,  $f_c$ , not more than 2,500 pounds per square inch (psi) (17.2 Mpa), regardless of the compressive strength specified in the construction documents or used in the footing construction.
3. Nonstructural concrete slabs supported directly on the ground, including prestressed slabs on grade, where the effective prestress in the concrete is less than 150 psi (1.03 Mpa).
- ~~4. Concrete foundation walls constructed in accordance with Table 1807.1.6.2.~~
- ~~5. Concrete patios, driveways and sidewalks, on grade.~~

**RATIONALE:**

Results from studies after the 1994 Northridge Earthquake indicated that a lot of the damage was attributed to a lack of quality control during construction resulting in poor performance of the building or structure. Therefore, the proposed amendment requires special inspection for concrete with a compressive strength greater than 2,500 pounds per square inch. This proposed amendment is a continuation of an amendment adopted during previous code adoption cycles.

**FINDINGS:**

Local Geological Conditions – Gardena is a densely populated area having buildings and structures constructed over and near a vast array of fault systems capable of producing major earthquakes, including but not limited to the 1994 Northridge Earthquake. Gardena is in Seismic Zones D, E, and F. The proposed modification to require special inspection for concrete with a compressive strength greater than 2,500 psi to improve quality of control during construction and therefore need to be incorporated into the code to assure that new buildings and structures and additions or alterations to existing buildings or structures are designed and constructed in accordance with the scope and objectives of the California Building Code.

K. Section 1705.12 of the California Building Code is amended to read as follows:

**1705.12 Special inspections for seismic resistance.** Special inspections for seismic resistance shall be required as specified in Sections 1705.12.1 through 1705.12.9, unless exempted by the exceptions of Section 1704.2.

**Exception:** The special inspections specified in Sections 1705.12.1 through 1705.12.9 are not required for structures designed and constructed in accordance with one of the following:

1. The structure consists of light-frame construction; the design spectral response acceleration at short periods,  $S_{DS}$ , as determined in Section 1613.2.4, does not exceed 0.5; and the building height of the structure does not exceed 35 feet (10 668 mm).
2. The seismic force-resisting system of the structure consists of reinforced masonry or reinforced concrete; the design spectral response acceleration at short periods,  $S_{DS}$ , as determined in Section 1613.2.4, does not exceed 0.5; and the building height of the structure does not exceed 25 feet (7620 mm)
3. ~~The structure is a detached one- or two-family dwelling not exceeding two stories above grade plane, is not assigned to Seismic Design Category D, E or F, and does not have any of the following horizontal or vertical irregularities in accordance with Section 12.3 of ASCE 7:~~

~~3.1 Torsional or extreme torsional irregularity.~~

~~3.2 Nonparallel systems irregularity.~~

~~3.3 Stiffness soft story or stiffness extreme soft story irregularity.~~

~~3.4 Discontinuity in lateral strength weak story irregularity.~~

#### **RATIONALE:**

In Gardena, a few detached one- or two-family dwellings not exceeding two stories above grade plane are built as “box-type” structures. Many steel moment frames or braced frames and/or cantilevered columns within buildings can still be shown as “regular” structures by calculations. With the higher seismic demand placed on buildings and structures in this region, the language in Section 1705.12 Exception 3 of the California Building Code would permit many detached one- or two-family dwellings not exceeding two stories above grade plane with complex structural elements to be constructed without the benefit of special inspections. By requiring special inspections, the quality of major structural elements and connections that affect the vertical and lateral load resisting systems of the structure will greatly be increased. The exception should only be allowed for detached one- or two-family dwellings not exceeding two stories above grade plane assigned to Seismic Design Category A, B and C. Gardena is in Seismic Zones D, E, and F.

#### **FINDINGS:**

Local Geological Conditions – Gardena is a densely populated area having buildings and structures constructed over and near a vast array of fault systems capable of producing

major earthquakes, including but not limited to the 1994 Northridge Earthquake. Gardena is in Seismic Zones D, E, and F. The proposed modification to require special inspections for detached one- or two-family dwellings not exceeding two stories above grade plane assigned to Seismic Design Category D, E and F will help ensure that acceptable standards of workmanship and quality of construction are provided and therefore needs to be incorporated into the code to assure that new buildings and structures and additions or alterations to existing buildings or structures are designed and constructed in accordance with the scope and objectives of the California Building Code.

L. Section 1807.1.4 of the California Building Code is amended to read as follows:

**1807.1.4 Permanent wood foundation systems.** ~~Permanent wood foundation systems shall be designed and installed in accordance with AWC PWF. Lumber and plywood shall be treated in accordance with AWPA U1 (Commodity Specification A, Special Requirement 4.2) and shall be identified in accordance with Section 2303.1.9.1.~~ Permanent wood foundation systems shall not be used for structures assigned to Seismic Design Category D, E or F.

**RATIONALE:**

No substantiating data has been provided to show that wood foundation systems are effective in supporting buildings and structures during a seismic event while being subject to deterioration caused by the combined detrimental effects of constant moisture in the soil and wood-destroying organisms. Wood foundation systems not properly treated and protected against deterioration, have performed very poorly and have led to slope failures. Most contractors are typically accustomed to construction in dry and temperate weather in the Southern California region and are not generally familiar with the necessary precautions and treatment of wood that makes it suitable for both seismic events and wet applications. The proposed amendment takes the precautionary steps to reduce or eliminate potential problems that may result in using wood foundation systems that experience relatively rapid decay due to the fact that the region does not experience temperatures cold enough to destroy or retard the growth and proliferation of wood-destroying organisms. This proposed amendment is a continuation of an amendment adopted during previous code adoption cycles.

**FINDINGS:**

Local Climatic and Geological Conditions – Gardena is a densely populated area having buildings and structures constructed over and near a vast array of fault systems capable of producing major earthquakes, including but not limited to the 1994 Northridge Earthquake. Gardena is in Seismic Zones D, E, and F. In addition, the region is within a climate system capable of producing major winds, fire and rain related disasters, including but not limited to those caused by the Santa Ana winds and El Nino (or La Nina) subtropical-like weather. This region is especially susceptible to more active termite and wood attacking insects and microorganisms. The proposed modification to prohibit the use of wood foundation systems as well as limit prescriptive design provisions in an effort to mitigate potential problems or deficiencies due to the proliferation of wood-destroying organisms and therefore needs to be incorporated into the code to assure that new

buildings and structures and additions or alterations to existing buildings or structures are designed and constructed in accordance with the scope and objectives of the California Building Code.

M. Section 1807.1.6 of the California Building Code is amended to read as follows:

**1807.1.6 Prescriptive design of concrete and masonry foundation walls.**

Concrete and masonry foundation walls that are laterally supported at the top and bottom shall be permitted to be designed and constructed in accordance with this section. Prescriptive design of foundation walls shall not be used for structures assigned to Seismic Design Category D, E or F.

**RATIONALE:**

With the higher seismic demand placed on buildings and structures in this region, it is deemed necessary to take precautionary steps to reduce or eliminate potential problems that may result by following prescriptive design provisions that does not take into consideration the surrounding environment. Plain concrete performs poorly in withstanding the cyclic forces resulting from seismic events. In addition, no substantiating data has been provided to show that under-reinforced foundation walls are effective in resisting seismic loads and may potentially lead to a higher risk of failure. It is important that the benefit and expertise of a registered design professional be obtained to properly analyze the structure and take these issues into consideration. This proposed amendment is a continuation of an amendment adopted during previous code adoption cycles.

**FINDINGS:**

Local Geological Conditions – Gardena is a densely populated area having buildings and structures constructed over and near a vast array of fault systems capable of producing major earthquakes, including but not limited to the 1994 Northridge Earthquake. Gardena is in Seismic Zones D, E, and F. The proposed modification to prohibit prescriptive design provisions for foundation walls as plain concrete have performed poorly in withstanding the cyclic forces resulting from seismic events and to require the walls to be designed by a registered design professional to ensure that the proper analysis of the structure takes into account the surrounding condition and therefore need to be incorporated into the code to assure that new buildings and structures and additions or alterations to existing buildings or structures are designed and constructed in accordance with the scope and objectives of the California Building Code.

N. Section 1807.2 of the California Building Code is amended to read as follows:

**1807.2 Retaining walls.** Retaining walls shall be designed in accordance with Section 1807.2.1 through 1807.2.3. Retaining walls assigned to Seismic Design Category D, E or F shall not be partially or wholly constructed of wood.

**RATIONALE:**

No substantiating data has been provided to show that wood foundation systems are effective in supporting buildings and structures during a seismic event while being subject to deterioration caused by the combined detrimental effects of constant moisture in the soil and wood-destroying organisms. Wood foundation systems not properly treated and protected against deterioration, have performed very poorly and have led to slope failures. Most contractors are typically accustomed to construction in dry and temperate weather in the Southern California region and are not generally familiar with the necessary precautions and treatment of wood that makes it suitable for both seismic events and wet applications. The proposed amendment takes the precautionary steps to reduce or eliminate potential problems that may result in using wood foundation systems that experience relatively rapid decay due to the fact that the region does not experience temperatures cold enough to destroy or retard the growth and proliferation of wood-destroying organisms. This proposed amendment is a continuation of an amendment adopted during previous code adoption cycles.

**FINDINGS:**

Local Climatic and Geological Conditions – Gardena is a densely populated area having buildings and structures constructed over and near a vast array of fault systems capable of producing major earthquakes, including but not limited to the 1994 Northridge Earthquake. Gardena is in Seismic Zones D, E, and F. In addition, the region is within a climate system capable of producing major winds, fire and rain related disasters, including but not limited to those caused by the Santa Ana winds and El Nino (or La Nina) subtropical-like weather. This region is especially susceptible to more active termite and wood attacking insects and microorganisms. The proposed modification to prohibit the use of wood foundation systems as well as limit prescriptive design provisions in an effort to mitigate potential problems or deficiencies due to the proliferation of wood-destroying organisms and therefore needs to be incorporated into the code to assure that new buildings and structures and additions or alterations to existing buildings or structures are designed and constructed in accordance with the scope and objectives of the California Building Code.

O. Section 1807.3.1 of the California Building Code is amended to read as follows:

**1807.3.1 Limitations.** The design procedures outlined in this section are subject to the following limitations:

- ~~1. The frictional resistance for structural walls and slabs on silts and clays shall be limited to one half of the normal force imposed on the soils by the weight of the footing or slab.~~
- ~~2. Posts embedded in earth shall not be used to provide lateral support for structural or nonstructural materials such as plaster, masonry or concrete unless bracing is provided that develops the limited deflection required.~~

Wood poles shall be treated in accordance with AWPA U1 for sawn timber posts (Commodity Specification A, Use Category 4B) and for round timber posts (Commodity Specification B, Use Category 4B). Wood poles and posts embedded in direct contact with soil shall not be used for structures assigned to Seismic Design Category D, E or F.

**Exception:** Wood poles and posts embedded in direct contact with soil may be used to support nonhabitable, nonoccupiable structures such as fences when approved by the building official.

#### **RATIONALE:**

No substantiating data has been provided to show that wood foundation systems are effective in supporting buildings and structures during a seismic event while being subject to deterioration caused by the combined detrimental effects of constant moisture in the soil and wood-destroying organisms. Wood foundation systems not properly treated and protected against deterioration, have performed very poorly and have led to slope failures. Most contractors are typically accustomed to construction in dry and temperate weather in Gardena and are not generally familiar with the necessary precautions and treatment of wood that makes it suitable for both seismic events and wet applications. The proposed amendment takes the precautionary steps to reduce or eliminate potential problems that may result in using wood foundation systems that experience relatively rapid decay due to the fact that the region does not experience temperatures cold enough to destroy or retard the growth and proliferation of wood-destroying organisms. This proposed amendment is a continuation of an amendment adopted during previous code adoption cycles.

#### **FINDINGS:**

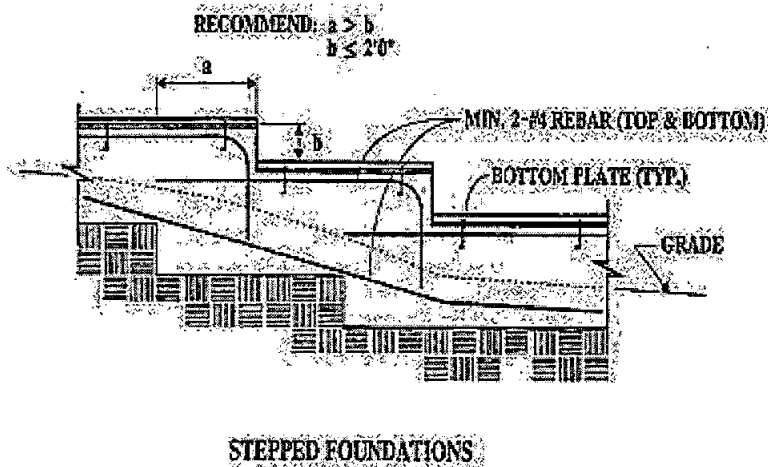
Local Climatic and Geological Conditions – Gardena is a densely populated area having buildings and structures constructed over and near a vast array of fault systems capable of producing major earthquakes, including but not limited to the 1994 Northridge Earthquake. Gardena is in Seismic Zones D, E, and F. In addition, the region is within a climate system capable of producing major winds, fire and rain related disasters, including but not limited to those caused by the Santa Ana winds and El Nino (or La Nina) subtropical-like weather. This region is especially susceptible to more active termite and wood attacking insects and microorganisms. The proposed modification to prohibit the use of wood foundation systems as well as limit prescriptive design provisions in an effort to mitigate potential problems or deficiencies due to the proliferation of wood-destroying organisms and therefore needs to be incorporated into the code to assure that new buildings and structures and additions or alterations to existing buildings or structures are designed and constructed in accordance with the scope and objectives of the California Building Code.

P. Section 1809.3 of the California Building Code is amended to read as follows:

**1809.3 Stepped footings.** The top surface of footings shall be level. The bottom surface of footings shall be permitted to have a slope not exceeding one unit vertical in 10 units horizontal (10-percent slope). Footings shall be stepped where it is

necessary to change the elevation of the top surface of the footing or where the surface of the ground slopes more than one unit vertical in 10 units horizontal (10-percent slope).

For structures assigned to Seismic Design Category D, E or F, the stepping requirement shall also apply to the top surface of continuous footings supporting walls. Footings shall be reinforced with four No. 4 deformed reinforcing bars. Two bars shall be placed at the top and bottom of the footings as shown in Figure 1809.3.



**FIGURE 1809.3**  
**STEPPED FOOTING**

**RATIONALE:**

With the higher seismic demand placed on buildings and structures in this region, precautionary steps are proposed to reduce or eliminate potential problems that may result for under reinforced footings located on sloped surfaces. Requiring minimum reinforcement for stepped footings is intended to address the problem of poor performance of plain or under-reinforced footings during a seismic event. This proposed amendment is a continuation of an amendment adopted during previous code adoption cycles.

**FINDINGS:**

Local Geological Conditions – Gardena is a densely populated area having buildings and structures constructed over and near a vast array of fault systems capable of producing major earthquakes, including but not limited to the recent 1994 Northridge Earthquake. Gardena is in Seismic Zones D, E, and F. The proposed modification to require minimum reinforcement in stepped footings is intended to improve performance of buildings and structures and therefore need to be incorporated into the code to assure that new buildings and structures and additions or alterations to existing buildings or structures are designed and constructed in accordance with the scope and objectives of the California Building Code.

- Q. Section 1809.7 and Table 1809.7 of the California Building Code are amended to read as follows:

**1809.7 Prescriptive footings for light-frame construction.** Where a specific design is not provided, concrete or masonry-unit footings supporting walls of light-frame construction shall be permitted to be designed in accordance with Table 1809.7. Light-frame construction using prescriptive footings in Table 1809.7 shall not exceed one story above grade plane for structures assigned to Seismic Design Category D, E or F.

**TABLE 1809.7  
PRESCRIPTIVE FOOTINGS SUPPORTING WALLS OF  
LIGHT-FRAME CONSTRUCTION** <sup>a, b, c, d, e</sup>

NUMBER OF FLOORS SUPPORTED BY THE FOOTING <sup>f</sup>	WIDTH OF FOOTING (inches)	THICKNESS OF FOOTING (inches)
1	12	6
2	15	6
3	18	8 <sup>g</sup>

For SI: 1 inch = 25.4 mm, 1 foot = 304.8 mm

- a. Depth of footings shall be in accordance with Section 1809.4.
- b. The ground under the floor shall be permitted to be excavated to the elevation of the top of the footing.
- c. ~~Interior stud-bearing walls shall be permitted to be supported by isolated footings. The footing width and length shall be twice the width shown in this table, and footings shall be spaced not more than 6 feet on center. Not Adopted.~~
- d. See Section 1905 for additional requirements for concrete footings of structures assigned to Seismic Design Category C, D, E or F.
- e. For thickness of foundation walls, see Section 1807.1.6.
- f. Footings shall be permitted to support a roof addition to the stipulated number of floors. Footings supporting roof only shall be as required for supporting one floor.
- g. ~~Plain concrete footings for Group R-3 occupancies shall be permitted to be 6 inches thick.~~

**RATIONALE:**

No substantiating data has been provided to show that under-reinforced footings are effective in resisting seismic loads and may potentially lead to a higher risk of failure. Therefore, this proposed amendment requires minimum reinforcement in continuous footings to address the problem of poor performance of plain or under-reinforced footings during a seismic event. With the higher seismic demand placed on buildings and structures in this region, precautionary steps are proposed to reduce or eliminate potential problems that may result by following prescriptive design provisions for footing that does not take into consideration the surrounding environment. It was important that the benefit and expertise of a registered design professional be obtained to properly analyze the structure and take these issues into consideration. This amendment reflects the

recommendations by the Structural Engineers Association of Southern California (SEAOSC) and the Los Angeles City Task Force that investigated the poor performance observed in the 1994 Northridge Earthquake. This proposed amendment is a continuation of an amendment adopted during previous code adoption cycles.

**FINDINGS:**

Local Geological Conditions – Gardena is a densely populated area having buildings and structures constructed over and near a vast array of fault systems capable of producing major earthquakes, including but not limited to the recent 1994 Northridge Earthquake. Gardena is in Seismic Zones D, E, and F. The proposed modification to limit the use of the prescriptive design provisions and under-reinforced or plain concrete is to ensure that the proper analysis of the structure takes into account the surrounding condition and therefore need to be incorporated into the code to assure that new buildings and structures and additions or alterations to existing buildings or structures are designed and constructed in accordance with the scope and objectives of the California Building Code.

R. Section 1809.12 of the California Building Code is amended to read as follows:

**1809.12 Timber footings.** Timber footings shall be permitted for buildings of Type V construction and as otherwise approved by the Building Official. Such footings shall be treated in accordance with AWP A U1 (Commodity Specification A, Use Category 4B). Treated timbers are not required where placed entirely below permanent water level, or where used as capping for wood piles that project above the water level over submerged or marsh lands. The compressive stresses perpendicular to grain in untreated timber footings supported on treated piles shall not exceed 70 percent of the allowable stresses for the species and grade of timber as specified in the ANSI/AWC NDS. Timber footings shall not be used in structures assigned to Seismic Design Category D, E or F.

**RATIONALE:**

No substantiating data has been provided to show that timber footings are effective in supporting buildings and structures during a seismic event, especially while being subjected to deterioration caused by the combined detrimental effects of moisture in the soil and wood-destroying organisms. Timber footings, when they are not properly treated and protected against deterioration, have performed very poorly. Most contractors are typically accustomed to construction in dry and temperate weather in the Southern California region and are not generally familiar with the necessary precautions and treatment of wood that makes it suitable for both seismic event and wet applications. The proposed amendment takes the precautionary steps to reduce or eliminate potential problems that may result by using timber footings that experience relatively rapid decay due to the fact that the region does not experience temperatures cold enough to destroy or retard the growth and proliferation of wood-destroying organisms. This proposed amendment is a continuation of an amendment adopted during previous code adoption cycles.

**FINDINGS:**

Local Climatic and Geological Conditions – Gardena is a densely populated area having buildings and structures constructed over and near a vast array of fault systems capable of producing major earthquakes, including but not limited to the recent 1994 Northridge Earthquake. Gardena is in Seismic Zones D, E, and F. In addition, the region is within a climate system capable of producing major winds, fire and rain related disasters, including but not limited to those caused by the Santa Ana winds and El Nino (or La Nina) subtropical-like weather. This region is especially susceptible to more active termite and wood attacking insects and microorganisms. The proposed modification to prohibit the use of timber footings in an effort to mitigate potential problems or deficiencies due to the proliferation of wood-destroying organisms and therefore need to be incorporated into the code to assure that new buildings and structures and additions or alterations to existing buildings or structures are designed and constructed in accordance with the scope and objectives of the California Building Code.

S. Section 1810.3.2.4 of the California Building Code is amended to read as follows:

**1810.3.2.4 Timber.** Timber deep foundation elements shall be designed as piles or poles in accordance with ANSI/AWC NDS. Round timber elements shall conform to ASTM D 25. Sawn timber elements shall conform to DOC PS-20. Timber deep foundation elements shall not be used in structures assigned to Seismic Design Category D, E or F.

**RATIONALE:**

No substantiating data has been provided to show that timber deep foundation is effective in supporting buildings and structures during a seismic event while being subject to deterioration caused by the combined detrimental effect of constant moisture in the soil and wood-destroying organisms. Timber deep foundation, when they are not properly treated and protected against deterioration, has performed very poorly. Most contractors are typically accustomed to construction in dry and temperate weather in the Southern California region and are not generally familiar with the necessary precautions and treatment of wood that makes it suitable for both seismic event and wet applications. The proposed amendment takes the precautionary steps to reduce or eliminate potential problems that may result by using timber deep foundation that experience relatively rapid decay due to the fact that the region does not experience temperatures cold enough to destroy or retard the growth and proliferation of wood-destroying organisms. This proposed amendment is a continuation of an amendment adopted during previous code adoption cycles.

**FINDINGS:**

Local Climatic and Geological Conditions – Gardena is a densely populated area having buildings and structures constructed over and near a vast array of fault systems capable of producing major earthquakes, including but not limited to the recent 1994 Northridge Earthquake. Gardena is in Seismic Zones D, E, and F. In addition, the region is within a climate system capable of producing major winds, fire and rain related disasters, including but not limited to those caused by the Santa Ana winds and El Nino (or La Nina)

subtropical-like weather. This region is especially susceptible to more active termite and wood attacking insects and microorganisms. The proposed modification to prohibit the use of timber deep foundation in an effort to mitigate potential problems or deficiencies due to the proliferation of wood-destroying organisms and therefore need to be incorporated into the code to assure that new buildings and structures and additions or alterations to existing buildings or structures are designed and constructed in accordance with the scope and objectives of the California Building Code.

T. Section 1905.1.7 of the California Building Code is amended to read as follows:

**1905.1.7 ACI 318, Section 14.1.4.** Delete ACI 318, Section 14.1.4, and replace with the following:

*14.1.4 – Plain concrete in structures assigned to Seismic Design Category C, D, E or F.*

*14.1.4.1 – Structures assigned to Seismic Design Category C, D, E or F shall not have elements of structural plain concrete, except as follows:*

*(a) ~~Structural plain concrete basement, foundation or other walls below the base as defined in ASCE 7 are permitted in detached one and two family dwellings three stories or less in height constructed with stud bearing walls. In dwellings assigned to Seismic Design Category D or E, the height of the wall shall not exceed 8 feet (2438 mm), the thickness shall not be less than 7½ inches (190 mm), and the wall shall retain no more than 4 feet (1219 mm) of unbalanced fill. Walls shall have reinforcement in accordance with 14.6.1. Concrete used for fill with a minimum cement content of two (2) sacks of Portland cement or cementitious material per cubic yard.~~*

*(b) Isolated footings of plain concrete supporting pedestals or columns are permitted, provided the projection of the footing beyond the face of the supported member does not exceed the footing thickness.*

*~~Exception: In detached one and two family dwellings three stories or less in height, the projection of the footing beyond the face of the supported member is permitted to exceed the footing thickness.~~*

*(c) Plain concrete footings supporting walls are permitted provided the footings have at least two continuous longitudinal reinforcing bars. Bars shall not be smaller than No. 4 and shall have a total area of not less than 0.002 times the gross cross-sectional area of the footing. ~~For footings that exceed 8 inches (203 mm) in thickness, a~~ minimum of one bar shall be provided at the top and bottom of the footing. Continuity of reinforcement shall be provided at corners and intersections.*

*Exceptions:*

- ~~1. In Seismic Design Categories A, B and C, Detached one- and two-family dwellings three stories or less in height and constructed with stud-bearing walls, are permitted to have plain concrete footings without longitudinal reinforcement with at least two continuous longitudinal reinforcing bars not smaller than No. 4 are permitted to have a total area of less than 0.002 times the gross cross-sectional area of the footing.~~
- ~~2. For foundation systems consisting of a plain concrete footing and a plain concrete stemwall, a minimum of one bar shall be provided at the top of the stemwall and at the bottom of the are footing.~~
- ~~3. Where a slab on ground is cast monolithically with the footing, one No. 5 bar is permitted to be located at either the top of the slab or bottom of the footing.~~

#### **RATIONALE:**

This proposed amendment requires minimum reinforcement in continuous footings to address the problem of poor performance of plain or under-reinforced footings during a seismic event. This amendment reflects the recommendations by the Structural Engineers Association of Southern California (SEAOSC) and the Los Angeles City Joint Task Force that investigated the poor performance observed in 1994 Northridge Earthquake. This proposed amendment is a continuation of an amendment adopted during previous code adoption cycles.

#### **FINDINGS:**

Local Geological Conditions – Gardena is a densely populated area having buildings and structures constructed over and near a vast array of fault systems capable of producing major earthquakes, including but not limited to the recent 1994 Northridge Earthquake. Gardena is in Seismic Zones D, E, and F. The proposed modification to require minimum reinforcement to address the problem of poor performance of plain or under-reinforced footings during a seismic event and therefore need to be incorporated into the code to assure that new buildings and structures and additions or alterations to existing buildings or structures are designed and constructed in accordance with the scope and objectives of the California Building Code.

U. Section 1905.1 is amended and Sections 1905.1.9 thru 1905.1.11 are added to Chapter 19 of the California Building Code to read as follows:

**1905.1 General.** The text of ACI 318 shall be modified as indicated in Sections 1905.1.1 through ~~1905.1.8~~ 1905.1.11.

**1905.1.9 ACI 318, Section 18.7.5.** Modify ACI 318, Section 18.7.5, by adding Section 18.7.5.7 and 18.7.5.8 as follows:

18.7.5.7 Where the calculated point of contraflexure is not within the middle half of the member clear height, provide transverse reinforcement as specified in ACI 318 Sections 18.7.5.1, Items (a) through (c), over the full height of the member.

18.7.5.8 – At any section where the design strength,  $\phi P_n$ , of the column is less than the sum of the shears  $V_e$  computed in accordance with ACI 318 Sections 18.7.6.1 and 18.6.5.1 for all the beams framing into the column above the level under consideration, transverse reinforcement as specified in ACI 318 Sections 18.7.5.1 through 18.7.5.3 shall be provided. For beams framing into opposite sides of the column, the moment components are permitted to be assumed to be of opposite sign. For the determination of the design strength,  $\phi P_n$ , of the column, these moments are permitted to be assumed to result from the deformation of the frame in any one principal axis.

**1905.1.10 ACI 318, Section 18.10.4.** Modify ACI 318, Section 18.10.4, by adding Section 18.10.4.6 as follows:

18.10.4.6 – Walls and portions of walls with  $P_u > 0.35P_o$  shall not be considered to contribute to the calculated shear strength of the structure for resisting earthquake-induced forces. Such walls shall conform to the requirements of ACI 318 Section 18.14.

**1905.1.11 ACI 318, Section 18.12.6.** Modify ACI 318, by adding Section 18.12.6.2 as follows:

18.12.6.2 Collector and boundary elements in topping slabs placed over precast floor and roof elements shall not be less than 3 inches (76 mm) or  $6 d_b$  in thickness, where  $d_b$  is the diameter of the largest reinforcement in the topping slab.

#### **RATIONALE:**

This amendment is intended to carry over critical provisions for the design of concrete columns in moment frames from the legacy 1997 Uniform Building Code. Increased confinement is critical to the integrity of such columns and these modifications ensure that it is provided when certain thresholds are exceeded.

In addition, this amendment carries over from the legacy 1997 Uniform Building Code a critical provision for the design of concrete shear walls. It essentially limits the use of very highly gravity-loaded walls in being included in the seismic load resisting system, since their failure could have catastrophic effect on the building.

Furthermore, this amendment was incorporated in the code based on observations from the 1994 Northridge Earthquake. Rebar placed in very thin concrete topping slabs have been observed in some instances to have popped out of the slab due to insufficient

concrete coverage. This modification ensures that critical boundary and collector rebars are placed in sufficiently thick topping slab to prevent buckling of such reinforcements.

This proposed amendment is a continuation of an amendment adopted during previous code adoption cycles.

**FINDINGS:**

Local Geological Conditions – Gardena is a densely populated area having buildings and structures constructed over and near a vast array of fault systems capable of producing major earthquakes, including but not limited to the recent 1994 Northridge Earthquake. Gardena is in Seismic Zones D, E, and F. The proposed modification to increase confinement in critical columns, limiting the use of highly gravity loaded walls, and increase concrete coverage in thin slabs will have to prevent failure of the structure and therefore need to be incorporated into the code to assure that new buildings and structures and additions or alterations to existing buildings or structures are designed and constructed in accordance with the scope and objectives of the California Building Code.

V. Section 2304.10.1 of the California Building Code is amended to read as follows:

**2304.10.1 Fastener requirements.** Connections for wood members shall be designed in accordance with the appropriate methodology in Section 2302.1. The number and size of fasteners connecting wood members shall not be less than that set forth in Table 2304.10.1. Staple fasteners in Table 2304.10.1 shall not be used to resist or transfer seismic forces in structures assigned to Seismic Design Category D, E or F.

**Exception:** Staples may be used to resist or transfer seismic forces when the allowable shear values are substantiated by cyclic testing and approved by the building official.

**RATIONALE:**

Due to the high geologic activities in the Southern California area and the expected higher level of performance on buildings and structures, this proposed local amendment limit the use of staple fasteners in resisting or transferring seismic forces. In September 2007, limited cyclic testing data was provided to the ICC Los Angeles Chapter Structural Code Committee showing that stapled wood structural shear panels do not exhibit the same behavior as the nailed wood structural shear panels. The test results of the stapled wood structural shear panels appeared much lower in strength and drift than the nailed wood structural shear panel test results. Therefore, the use of staples as fasteners to resist or transfer seismic forces shall not be permitted without being substantiated by cyclic testing. This proposed amendment is a continuation of a similar amendment adopted during previous code adoption cycles.

**FINDINGS:**

Local Geological Conditions – Gardena is a densely populated area having buildings and structures constructed over and near a vast array of fault systems capable of producing major earthquakes, including but not limited to the recent 1994 Northridge Earthquake.

Gardena is in Seismic Zones D, E, and F. The proposed modification to limit the use of staple fasteners to resist or transfer seismic load improve the performance of buildings and structures during a seismic event and therefore need to be incorporated into the code to assure that new buildings and structures and additions or alterations to existing buildings or structures are designed and constructed in accordance with the scope and objectives of the California Building Code.

W. Section 2304.10.2.1 is added to the California Building Code to read as follows:

**2304.10.2.1 Quality of nails.** In Seismic Design Category D, E or F, mechanically driven nails used in wood structural panel shear walls shall meet the same dimensions as that required for hand-driven nails, including diameter, minimum length and minimum head diameter. Clipped head or box nails are not permitted in new construction. The allowable design value for clipped head nails in existing construction may be taken at no more than the nail-head-area ratio of that of the same size hand-driven nails.

**RATIONALE:**

The overdriving of nails into the structural wood panel still remains a concern when pneumatic nail guns are used for wood structural panel shear wall nailing. Box nails were observed to cause massive and multiple failures of the typical 3/8-inch thick plywood during the 1994 Northridge Earthquake. The use of clipped head nails as allowed in Table A1 of AFPA SDPWS footnote referencing to ASTM F1667, continues to be restricted from being used in wood structural panel shear walls where the minimum nail head size must be maintained in order to minimize nails from pulling through sheathing materials. Clipped or mechanically driven nails used in wood structural panel shear wall construction were found to perform much less in previous wood structural panel shear wall testing done at the University of California Irvine. The existing test results indicated that, under cyclic loading, the wood structural panel shear walls were less energy absorbent and less ductile. The panels reached ultimate load capacity and failed at substantially less lateral deflection than those using same size hand-driven nails. This amendment reflects the recommendations by the Structural Engineers' Association of Southern California (SEAOSC) and the Los Angeles City Joint Task Force that investigated the poor performance observed in 1994 Northridge Earthquake. This proposed amendment is a continuation of an amendment adopted during previous code adoption cycles.

**FINDINGS:**

Local Geological Conditions – Gardena is a densely populated area having buildings and structures constructed over and near a vast array of fault systems capable of producing major earthquakes, including but not limited to the recent 1994 Northridge Earthquake. Gardena is in Seismic Zones D, E, and F. The proposed modification to require mechanically driven nails to have the same dimensions as hand-driven nail will result in improved quality of construction and performance of wood structural panel shear walls and therefore need to be incorporated into the code to assure that new buildings and structures and additions or alterations to existing buildings or structures are designed and constructed in accordance with the scope and objectives of the California Building Code.

X. Section 2304.12.5 of the California Building Code is amended to read as follows:

**2304.12.5 Wood used in retaining walls and cribs.** Wood installed in retaining or crib walls shall be preservative treated in accordance with AWPA U1 for soil and fresh water use. Wood shall not be used in retaining or crib walls for structures assigned to Seismic Design Category D, E or F.

**RATIONALE:**

No substantiating data has been provided to show that wood used in retaining or crib walls are effective in supporting buildings and structures during a seismic event while being subject to deterioration caused by the combined detrimental effect of constant moisture in the soil and wood-destroying organisms. Wood used in retaining or crib walls, when they are not properly treated and protected against deterioration, have performed very poorly. Most contractors are typically accustomed to construction in dry and temperate weather in the Southern California region and are not generally familiar with the necessary precautions and treatment of wood that makes it suitable for both seismic event and wet applications. The proposed amendment takes the precautionary steps to reduce or eliminate potential problems that may result by using wood in retaining or crib walls that experience relatively rapid decay due to the fact that the region does not experience temperatures cold enough to destroy or retard the growth and proliferation of wood-destroying organisms. This proposed amendment is a continuation of an amendment adopted during previous code adoption cycles.

**FINDINGS:**

Local Climatic and Geological Conditions – Gardena is a densely populated area having buildings and structures constructed over and near a vast array of fault systems capable of producing major earthquakes, including but not limited to the recent 1994 Northridge Earthquake. Gardena is in Seismic Zones D, E, and F. In addition, the region is within a climate system capable of producing major winds, fire and rain related disasters, including but not limited to those caused by the Santa Ana winds and El Nino (or La Nina) subtropical-like weather. This region is especially susceptible to more active termite and wood attacking insects and microorganisms. The proposed modification to prohibit the use of wood in retaining or crib walls in an effort to mitigate potential problems or deficiencies due to the proliferation of wood-destroying organisms and therefore need to be incorporated into the code to assure that new buildings and structures and additions or alterations to existing buildings or structures are designed and constructed in accordance with the scope and objectives of the California Building Code.

Y. Section 2305.4 is added to Chapter 23 of the California Building Code to read as follows:

**2305.4 Hold-down connectors.** In Seismic Design Category D, E or F, hold-down connectors shall be designed to resist shear wall overturning moments using approved cyclic load values or 75 percent of the allowable seismic load values that do not consider cyclic loading of the product. Connector bolts into wood framing shall require steel plate washers on the post on the opposite side of the anchorage device. Plate size shall be a minimum of 0.229 inch by 3 inches by 3 inches (5.82 mm by 76

mm by 76 mm) in size. Hold-down connectors shall be tightened to finger tight plus one half (1/2) wrench turn just prior to covering the wall framing.

**RATIONALE:**

ICC-ES AC 155 Acceptance Criteria for Hold-downs (Tie-Downs) Attached to Wood Members is widely used to establish allowable values for hold-down connectors in evaluation reports. AC 155 uses monotonic loading to establish allowable values. Yet, cyclic and dynamic forces imparted on buildings and structures by seismic activity cause more damage than equivalent forces that are applied in a monotonic manner. However, the engineering, regulatory and manufacturing industries have not reached consensus on the appropriate cyclic or dynamic testing protocols. This condition is expected to continue for some time. In the interim, this proposed amendment continues to limit the allowable capacity to 75% of the evaluation report value to provide an additional factor of safety for statically tested anchorage devices. Steel plate washers will reduce the additional damage that can result when hold-down connectors are fastened to wood framing members. This amendment reflects the recommendations by the Structural Engineers Association of Southern California (SEAOSC) and the Los Angeles City Joint Task Force that investigated the poor performance observed in 1994 Northridge Earthquake. This proposed amendment is a continuation of an amendment adopted during previous code adoption cycles with additional editorial revisions for clarification.

**FINDINGS:**

Local Geological Conditions – Gardena is a densely populated area having buildings and structures constructed over and near a vast array of fault systems capable of producing major earthquakes, including but not limited to the recent 1994 Northridge Earthquake. Gardena is in Seismic Zones D, E, and F. The proposed modification to establish minimum performance requirements for hold-down connectors will reduce failure of wood structural panel shear walls due to excessive deflection and therefore need to be incorporated into the code to assure that new buildings and structures and additions or alterations to existing buildings or structures are designed and constructed in accordance with the scope and objectives of the California Building Code.

Z. Section 2306.2 of the California Building Code is amended to read as follows:

**2306.2 Wood-frame diaphragms.** Wood-frame diaphragms shall be designed and constructed in accordance with AWC SDPWS. Where panels are fastened to framing members with staples, requirements and limitations of AWC SDPWS shall be met and the allowable shear values set forth in Table 2306.2(1) or 2306.2(2) shall only be permitted for structures assigned to Seismic Design Category A, B, or C.

**Exception:** Allowable shear values where panels are fastened to framing members with staples may be used if such values are substantiated by cyclic testing and approved by the building official.

The allowable shear values in Tables 2306.2(1) and 2306.2(2) are permitted to be increased 40 percent for wind design.

Wood structural panel diaphragms used to resist seismic forces in structures assigned to Seismic Design Category D, E or F shall be applied directly to the framing members.

**Exception:** Wood structural panel diaphragms are permitted to be fastened over solid lumber planking or laminated decking, provided the panel joints and lumber planking or laminated decking joints do not coincide.

**RATIONALE:**

The Structural Engineers Association of Southern California (SEAOSC) and the Los Angeles City Joint Task Force that investigated the damages to buildings and structures during the 1994 Northridge Earthquake recommended reducing allowable shear values in wood structural panel shear walls or diaphragms that were not substantiated by cyclic testing. That recommendation was consistent with a report to the Governor from the Seismic Safety Commission of the State of California recommending that code requirements be "more thoroughly substantiated with testing." The allowable shear values for wood structural panel shear walls or diaphragms fastened with staples are based on monotonic testing and does not take into consideration that earthquake forces load shear wall or diaphragm in a repeating and fully reversible manner.

In September 2007, limited cyclic testing was conducted by a private engineering firm to determine if wood structural panels fastened with staples would exhibit the same behavior as the wood structural panels fastened with common nails. The test result revealed that wood structural panel fastened with staples appeared to be much lower in strength and stiffness than wood structural panels fastened with common nails. It was recommended that the use of staples as fasteners for wood structural panel shear walls or diaphragms not be permitted to resist seismic forces in structures assigned to Seismic Design Category D, E and F unless it can be substantiated by cyclic testing.

Furthermore, the city of Gardena has taken extra measures to maintain the structural integrity of the framing of shear walls and diaphragms designed for high levels of seismic forces by requiring wood sheathing be applied directly over the framing members and prohibiting the use of panels placed over gypsum sheathing. This proposed amendment is intended to prevent the undesirable performance of nails when gypsum board softens due to cyclic earthquake displacements and the nail ultimately does not have any engagement in a solid material within the thickness of the gypsum board.

This proposed amendment continues the previous amendment adopted during the 2010 code adoption cycle.

**FINDINGS:**

Local Geological Conditions – Gardena is a densely populated area having buildings and structures constructed over and near a vast array of fault systems capable of producing major earthquakes, including but not limited to the recent 1994 Northridge Earthquake. Gardena is in Seismic Zones D, E, and F. The proposed modification to place design and construction limits on staples as fasteners used in wood structural panel or diaphragms not substantiated with cyclic testing will help to maintain minimum quality of construction and performance standards of structures and therefore need to be

incorporated into the code to assure that new buildings and structures and additions or alterations to existing buildings or structures are designed and constructed in accordance with the scope and objectives of the California Building Code.

AA. Section 2306.3 of the California Building Code is amended to read as follows:

**2306.3 Wood-frame shear walls.** Wood-frame shear walls shall be designed and constructed in accordance with AWC SDPWS. For structures assigned to Seismic Design Category D, E, or F, application of Tables 4.3A and 4.3B of AWC SDPWS shall include the following:

1. Wood structural panel thickness for shear walls shall not be less than 3/8 inch thick and studs shall not be spaced at more than 16 inches on center.
2. The maximum nominal unit shear capacities for 3/8 inch wood structural panels resisting seismic forces in structures assigned to Seismic Design Category D, E or F is 400 pounds per linear foot (plf).

**Exception:** Other nominal unit shear capacities may be permitted if such values are substantiated by cyclic testing and approved by the building official.

3. Nails shall be placed not less than 1/2 inch in from the panel edges and not less than 3/8 inch from the edge of the connecting members for shear greater than 350 plf using ASD or 500 plf using LRFD. Nails shall be placed not less than 3/8 inch from panel edges and not less than 1/4 inch from the edge of the connecting members for shears of 350 plf or less using ASD or 500 plf or less using LRFD.
4. Table 4.3B application is not allowed for structures assigned to Seismic Design Category D, E, or F.

For structures assigned to Seismic Design Category D, application of Table 4.3C of AWC SDPWS shall not be used below the top level in a multi-level building.

Where panels are fastened to framing members with staples, requirements and limitations of AWC SDPWS shall be met and the allowable shear values set forth in Table 2306.3(1), 2306.3(2) or 2306.3(3) shall only be permitted for structures assigned to Seismic Design Category A, B, or C.

**Exception:** Allowable shear values where panels are fastened to framing members with staples may be used if such values are substantiated by cyclic testing and approved by the building official.

The allowable shear values in Tables 2306.3(1) and 2306.3(2) are permitted to be increased 40 percent for wind design. Panels complying with ANSI/APA PRP-210 shall be permitted to use design values for Plywood Siding in the AWC SDPWS.

**RATIONALE:**

The Structural Engineers Association of Southern California (SEAOSC) and the Los Angeles City Joint Task Force that investigated the damages to buildings and structures during the 1994 Northridge Earthquake recommended reducing allowable shear values in wood structural panel shear walls or diaphragms that were not substantiated by cyclic testing. That recommendation was consistent with a report to the Governor from the Seismic Safety Commission of the State of California recommending that code requirements be "more thoroughly substantiated with testing." The allowable shear values for wood structural panel shear walls or diaphragms fastened with stapled nails are based on monotonic testing and does not take into consideration that earthquake forces load shear wall or diaphragm in a repeating and fully reversible manner.

In September 2007, limited cyclic testing was conducted by a private engineering firm to determine if wood structural panels fastened with stapled nails would exhibit the same behavior as the wood structural panels fastened with common nails. The test result revealed that wood structural panel fastened with stapled nails appeared to be much lower in strength and stiffness than wood structural panels fastened with common nails. It was recommended that the use of stapled nail as fasteners for wood structural panel shear walls or diaphragms not be permitted to resist seismic forces in structures assigned to Seismic Design Category D, E and F unless it can be substantiated by cyclic testing.

Furthermore, the city of Gardena has taken extra measures to maintain the structural integrity of the framing of shear walls and diaphragms designed for high levels of seismic forces by requiring wood sheathing be applied directly over the framing members and prohibiting the use of panels placed over gypsum sheathing. This proposed amendment is intended to prevent the undesirable performance of nails when gypsum board softens due to cyclic earthquake displacements and the nail ultimately does not have any engagement in a solid material within the thickness of the gypsum board.

This proposed amendment continues the previous amendment adopted during the 2010 code adoption cycle.

**FINDINGS:**

Local Geological Conditions – Gardena is a densely populated area having buildings and structures constructed over and near a vast array of fault systems capable of producing major earthquakes, including but not limited to the recent 1994 Northridge Earthquake. Gardena is in Seismic Zones D, E, and F. The proposed modification to place design and construction limits on stapled nail fasteners used in wood structural panel shear walls or diaphragms not substantiated with cyclic testing will help to maintain minimum quality of construction and performance standards of structures and therefore need to be incorporated into the code to assure that new buildings and structures and additions or alterations to existing buildings or structures are designed and constructed in accordance with the scope and objectives of the California Building Code.

BB. Section 2307.2 is added to the California Building Code to read as follows:

**2307.2 Wood-frame shear walls.** Wood-frame shear walls shall be designed and constructed in accordance with Section 2306.3 as applicable.

**RATIONALE:**

The Structural Engineers Association of Southern California (SEAOSC) and the Los Angeles City Joint Task Force that investigated the damages to buildings and structures during the 1994 Northridge Earthquake recommended reducing allowable shear values in wood structural panel shear walls or diaphragms that were not substantiated by cyclic testing. That recommendation was consistent with a report to the Governor from the Seismic Safety Commission of the State of California recommending that code requirements be "more thoroughly substantiated with testing." The allowable shear values for wood structural panel shear walls or diaphragms fastened with stapled nails are based on monotonic testing and does not take into consideration that earthquake forces load shear wall or diaphragm in a repeating and fully reversible manner.

In September 2007, limited cyclic testing was conducted by a private engineering firm to determine if wood structural panels fastened with stapled nails would exhibit the same behavior as the wood structural panels fastened with common nails. The test result revealed that wood structural panel fastened with stapled nails appeared to be much lower in strength and stiffness than wood structural panels fastened with common nails. It was recommended that the use of stapled nail as fasteners for wood structural panel shear walls or diaphragms not be permitted to resist seismic forces in structures assigned to Seismic Design Category D, E and F unless it can be substantiated by cyclic testing.

Furthermore, the city of Gardena has taken extra measures to maintain the structural integrity of the framing of shear walls and diaphragms designed for high levels of seismic forces by requiring wood sheathing be applied directly over the framing members and prohibiting the use of panels placed over gypsum sheathing. This proposed amendment is intended to prevent the undesirable performance of nails when gypsum board softens due to cyclic earthquake displacements and the nail ultimately does not have any engagement in a solid material within the thickness of the gypsum board.

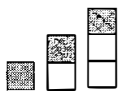
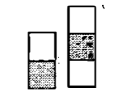




This proposed amendment continues the previous amendment adopted during the 2010 code adoption cycle.

**FINDINGS:**

Local Geological Conditions – Gardena is a densely populated area having buildings and structures constructed over and near a vast array of fault systems capable of producing major earthquakes, including but not limited to the recent 1994 Northridge Earthquake. Gardena is in Seismic Zones D, E, and F. The proposed modification to place design and construction limits on stapled nail fasteners used in wood structural panel shear walls or diaphragms not substantiated with cyclic testing will help to maintain minimum quality of construction and performance standards of structures and therefore need to be incorporated into the code to assure that new buildings and structures and additions or alterations to existing buildings or structures are designed and constructed in accordance with the scope and objectives of the California Building Code.

CC. Table 2308.6.1 of the California Building Code is amended to read as follows:

**TABLE 2308.6.1\***  
**WALL BRACING REQUIREMENTS**

SEISMIC DESIGN CATEGORY	STORY CONDITION (SEE SECTION 2308.2)	MAXIMUM SPACING OF BRACED WALL LINES	BRACED PANEL LOCATION, SPACING (O.C.) AND MINIMUM PERCENTAGE (X)			MAXIMUM DISTANCE OF BRACED WALL PANELS FROM EACH END OF BRACED WALL LINE
			Bracing method <sup>b</sup>			
			LIB	DWB, WSP	SFB, PBS, PCP, HPS, GB <sup>c,d</sup>	
A and B		35'- 0"	Each end and ≤ 25'- 0" o.c.	Each end and ≤ 25'- 0" o.c.	Each end and ≤ 25'- 0" o.c.	12'- 6"
		35'- 0"	Each end and ≤ 25'- 0" o.c.	Each end and ≤ 25'- 0" o.c.	Each end and ≤ 25'- 0" o.c.	12'- 6"
		35'- 0"	NP	Each end and ≤ 25'- 0" o.c.	Each end and ≤ 25'- 0" o.c.	12'- 6"
C		35'- 0"	NP	Each end and ≤ 25'- 0" o.c.	Each end and ≤ 25'- 0" o.c.	12'- 6"
		35'- 0"	NP	Each end and ≤ 25'- 0" o.c. (minimum 25% of wall length) <sup>e</sup>	Each end and ≤ 25'- 0" o.c. (minimum 25% of wall length) <sup>e</sup>	12'- 6"
D and E <u>f, g, h</u>		25'- 0"	NP	$S_{DS} < 0.50$ : Each end and ≤ 25'- 0" o.c. (minimum 21% of wall length) <sup>e</sup>	$S_{DS} < 0.50$ : Each end and ≤ 25'- 0" o.c. (minimum 43% of wall length) <sup>e</sup>	8'- 0"
				$0.5 \leq S_{DS} < 0.75$ : Each end and ≤ 25'- 0" o.c. (minimum 32% of wall length) <sup>e</sup>	$0.5 \leq S_{DS} < 0.75$ : Each end and ≤ 25'- 0" o.c. (minimum 59% of wall length) <sup>e</sup>	
				$0.75 \leq S_{DS} \leq 1.00$ : Each end and ≤ 25'- 0" o.c. (minimum 37% of wall length) <sup>e</sup>	$0.75 \leq S_{DS} \leq 1.00$ : Each end and ≤ 25'- 0" o.c. (minimum 75% of wall length)	
				$S_{DS} > 1.00$ : Each end and ≤ 25'- 0" o.c. (minimum 48% of wall length) <sup>e</sup>	$S_{DS} > 1.00$ : Each end and ≤ 25'- 0" o.c. (minimum 100% of wall length) <sup>e</sup>	

For SI: 1 inch = 25.4 mm, 1 foot = 304.8 mm.

NP = Not Permitted.

a. This table specifies minimum requirements for braced wall panels along interior or exterior braced wall lines.

b. See Section 2308.6.3 for full description of bracing methods.

c. For Method GB, gypsum wallboard applied to framing supports that are spaced at 16 inches on center.

d. The required lengths shall be doubled for gypsum board applied to only one face of a braced wall panel.

e. Percentage shown represents the minimum amount of bracing required along the building length (or wall length if the structure has an irregular shape).

f. DWB, SFB, PBS, and HPS wall braces are not permitted in Seismic Design Categories D or E.

g. Minimum length of panel bracing of one face of the wall for WSP sheathing shall be at least 4'-0" long or both faces of the wall for GB or PCP sheathing shall be at least 8'-0" long; h/w ratio shall not exceed 2:1. Wall framing to which sheathing used for bracing is applied shall be nominal 2 inch wide (actual 1 1/2 inch (38 mm) or larger members and spaced a maximum of 16 inches on center. Braced wall panel construction types shall not be mixed within a braced wall line.

h. WSP sheathing shall be a minimum of 15/32" thick nailed with 8d common placed 3/8 inches from panel edges and spaced not more than 6 inches on center and 12 inches on center along intermediate framing members.

**RATIONALE:**

This proposed amendment specifies minimum sheathing thickness and nail size and spacing so as to provide a uniform standard of construction for designers and buildings to follow. This is intended to improve the performance level of buildings and structures that are subject to the higher seismic demands placed on buildings or structure in this region. This proposed amendment reflects the recommendations by the Structural Engineers Association of Southern California (SEAOSC) and the Los Angeles City Joint Task Force that investigated the poor performance observed in 1994 Northridge Earthquake. This proposed amendment is a continuation of an amendment adopted during previous code adoption cycles.

**FINDINGS:**

Local Geological Conditions – Gardena is a densely populated area having buildings and structures constructed over and near a vast array of fault systems capable of producing major earthquakes, including but not limited to the recent 1994 Northridge Earthquake. Gardena is in Seismic Zones D, E, and E. Conventional framing does not address the need for a continuous load path, critical shear transfer mechanisms, connection-ties, irregular and flexible portions of complex shaped structures. The proposed modification to provide specific detailing requirements will improve the performance of buildings and structures and therefore needs to be incorporated into the code to assure that new buildings and additions to existing buildings are designed and constructed in accordance with the scope and objectives of the California Building Code.

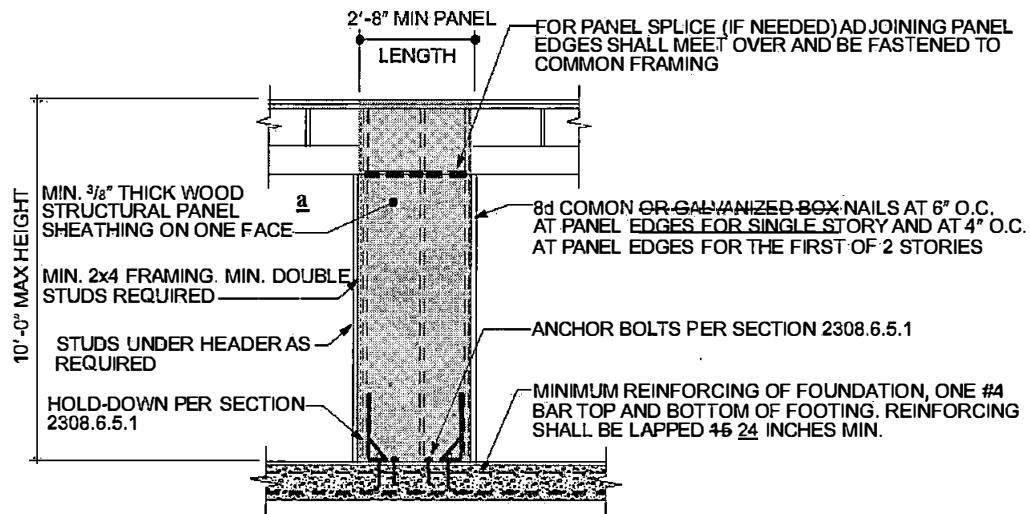
DD. Sections 2308.6.5, 2308.6.5.1 and 2308.6.5.2 and Figures 2308.6.5.1 and 2308.6.5.2 of the California Building Code are amended to read as follows:

**2308.6.5 Alternative bracing.** An alternate braced wall (ABW) or a portal frame with hold-downs (PFH) described in this section is permitted to substitute for a 48-inch (1219 mm) braced wall panel of Method DWB, WSP, SFB, PBS, PCP or HPS. For Method GB, each 96-inch (2438 mm) section (applied to one face) or 48-inch (1219 mm) section (applied to both faces) or portion thereof required by Table 2308.6.1 is permitted to be replaced by one panel constructed in accordance with Method ABW or PFH.

**2308.6.5.1 Alternate braced wall (ABW).** An ABW shall be constructed in accordance with this section and Figure 2308.6.5.1. In one-story buildings, each panel shall have a length of not less than 2 feet 8 inches (813 mm) and a height of not more than 10 feet (3048 mm). Each panel shall be sheathed on one face with 3/8-inch (3.2 mm) minimum-thickness wood structural panel sheathing nailed with 8d common or galvanized box nails in accordance with Table 2304.10.1 and blocked at wood structural panel edges. For structures assigned to Seismic Design Category D or E, each panel shall be sheathed on one face with 15/32-inch-minimum-thickness (11.9 mm) wood structural panel sheathing nailed with 8d common nails spaced 3 inches on panel edges, 3 inches at intermediate supports. Two anchor bolts installed in accordance with Section 2308.3.1 shall be provided in each panel. Anchor bolts shall be placed at each panel outside quarter points.

Each panel end stud shall have a hold-down device fastened to the foundation, capable of providing an approved uplift capacity of not less than 1,800 pounds (8006 N). The hold-down device shall be installed in accordance with the manufacturer's recommendations. The ABW shall be supported directly on a foundation or on floor framing supported directly on a foundation that is continuous across the entire length of the braced wall line. This foundation shall be reinforced with not less than one No. 4 bar top and bottom. Where the continuous foundation is required to have a depth greater than 12 inches (305 mm), a minimum 12-inch by 12-inch (305 mm by 305 mm) continuous footing or turned-down slab-edge is permitted at door openings in the braced wall line. This continuous footing or turned-down slab-edge shall be reinforced with not less than one No. 4 bar top and bottom. This reinforcement shall be lapped ~~45~~ 24 inches (~~384~~ 610 mm) with the reinforcement required in the continuous foundation located directly under the braced wall line.

Where the ABW is installed at the first story of two-story buildings, the wood structural panel sheathing shall be provided on both faces, three anchor bolts shall be placed at one-quarter points and tie-down device uplift capacity shall be not less than 3,000 pounds (13 344 N).



For SI: 1 inch = 25.4 mm, 1 foot = 304.8 mm.

**a.** For structures assigned to Seismic Design Category D or E, sheathed on one face with 15/32-inch-minimum-thickness (11.9 mm) wood structural panel sheathing.

**FIGURE 2308.6.5.1  
ALTERNATE BRACED WALL PANEL (ABW)**

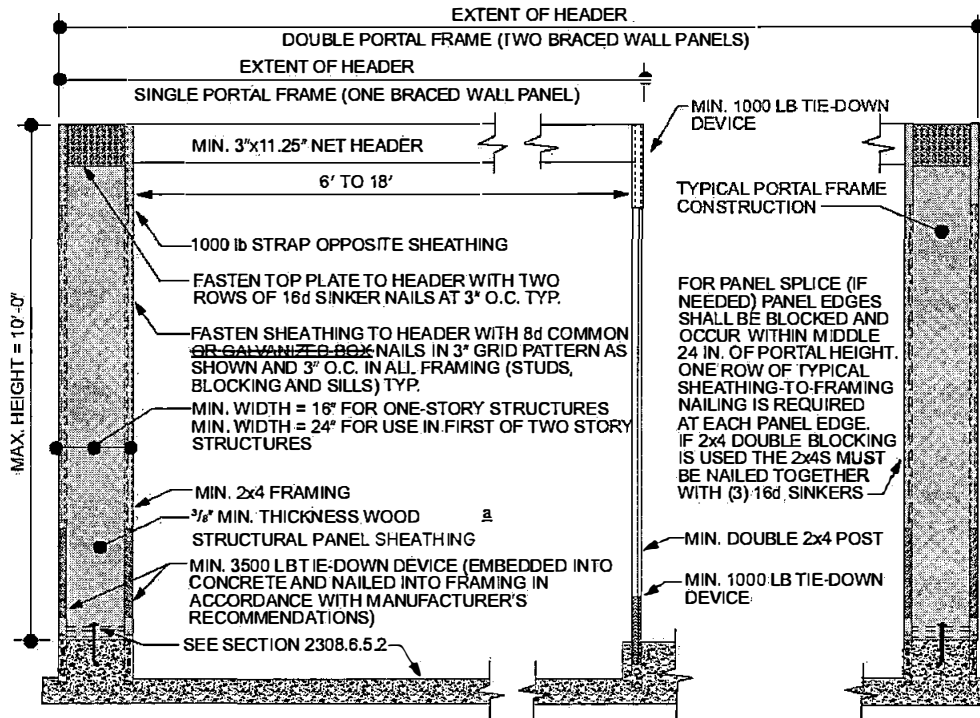
**2308.6.5.2 Portal frame with hold-downs (PFH).** A PFH shall be constructed in accordance with this section and Figure 2308.6.5.2. The adjacent door or window opening shall have a full-length header.

In one-story buildings, each panel shall have a length of not less than 16 inches (406 mm) and a height of not more than 10 feet (3048 mm). Each panel shall be sheathed on one face with a single layer of 3/8-inch (9.5 mm) minimum-thickness wood structural panel sheathing nailed with 8d common or galvanized box nails in

accordance with Figure 2308.6.5.2. For structures assigned to Seismic Design Category D or E, each panel shall be sheathed on one face with 15/32-inch-minimum-thickness (11.9 mm) wood structural panel sheathing nailed with 8d common nails spaced 3 inches on panel edges, 3 inches at intermediate supports and in accordance with Figure 2308.6.5.2. The wood structural panel sheathing shall extend up over the solid sawn or glued-laminated header and shall be nailed in accordance with Figure 2308.6.5.2. A built-up header consisting of at least two 2-inch by 12-inch (51 mm by 305 mm) boards, fastened in accordance with Item 24 of Table 2304.10.1 shall be permitted to be used. A spacer, if used, shall be placed on the side of the built-up beam opposite the wood structural panel sheathing. The header shall extend between the inside faces of the first full-length outer studs of each panel. The clear span of the header between the inner studs of each panel shall be not less than 6 feet (1829 mm) and not more than 18 feet (5486 mm) in length. A strap with an uplift capacity of not less than 1,000 pounds (4,400 N) shall fasten the header to the inner studs opposite the sheathing. One anchor bolt not less than 5/8 inch (15.9 mm) diameter and installed in accordance with Section 2308.3.1 shall be provided in the center of each sill plate. The studs at each end of the panel shall have a hold-down device fastened to the foundation with an uplift capacity of not less than 3,500 pounds (15 570 N).

Where a panel is located on one side of the opening, the header shall extend between the inside face of the first full-length stud of the panel and the bearing studs at the other end of the opening. A strap with an uplift capacity of not less than 1,000 pounds (4400 N) shall fasten the header to the bearing studs. The bearing studs shall also have a hold-down device fastened to the foundation with an uplift capacity of not less than 1,000 pounds (4400 N). The hold-down devices shall be an embedded strap type, installed in accordance with the manufacturer's recommendations. The PFH panels shall be supported directly on a foundation that is continuous across the entire length of the braced wall line. This foundation shall be reinforced with not less than one No. 4 bar top and bottom. Where the continuous foundation is required to have a depth greater than 12 inches (305 mm), a minimum 12-inch by 12-inch (305 mm by 305 mm) continuous footing ~~or turned-down slab edge~~ is permitted at door openings in the braced wall line. This continuous footing ~~or turned-down slab edge~~ shall be reinforced with not less than one No. 4 bar top and bottom. This reinforcement shall be lapped not less than ~~15~~ 24 inches (~~384~~ 610 mm) with the reinforcement required in the continuous foundation located directly under the braced wall line.

Where a PFH is installed at the first story of two-story buildings, each panel shall have a length of not less than 24 inches (610 mm).



For SI: 1 inch = 25.4 mm, 1 foot = 304.8 mm, 1 pound = 4.448 N.

a. For structures assigned to Seismic Design Category D or E, sheathed on one face with 15/32-inch-minimum-thickness (1.19 mm) wood structural panel sheathing.

FIGURE 2308.6.5.2  
PORTAL FRAME WITH HOLD-DOWNS (PFH)

**RATIONALE:**

3/8" thick, 3 ply-plywood shear walls experienced many failures during the Northridge Earthquake. Box nails were observed to cause massive and multiple failures of the typical 3/8" thick 3-ply plywood during the Northridge Earthquake. This proposed amendment specifies minimum sheathing thickness, nail size and spacing so as to provide a uniform standard of construction for designers and buildings to follow. This is intended to improve the performance level of buildings and structures that are subject to the higher seismic demands and reduce and limit potential damages to property. This proposed amendment reflects the recommendations by the Structural Engineers Association of Southern California (SEAOSC) and the Los Angeles City Joint Task Force that investigated the poor performance observed in 1994 Northridge Earthquake.

**FINDINGS:**

Local Geological Conditions – Gardena is a densely populated area having buildings and structures constructed over and near a vast array of fault systems capable of producing major earthquakes, including but not limited to the recent 1994 Northridge Earthquake. Gardena is in Seismic Zones D, E, and E. The proposed modification requiring minimum sheathing thickness and nailing type and size will help to maintain minimum quality of construction and performance standards of structures and therefore needs to be incorporated into the code to assure that new buildings and additions to existing buildings

are designed and constructed in accordance with the scope and objectives of the California Building Code.

EE. Section 2308.6.8.1 of the California Building Code is amended to read as follows:

**2308.6.8.1 Foundation requirements.** Braced wall lines shall be supported by continuous foundations.

**Exception:** ~~For structures with a maximum plan dimension not more than 50 feet (15240 mm), continuous foundations are required at exterior walls only for structures assigned to Seismic Design Category A, B, or C.~~

For structures in Seismic Design Categories D and E, exterior braced wall panels shall be in the same plane vertically with the foundation or the portion of the structure containing the offset shall be designed in accordance with accepted engineering practice and Section 2308.1.1.

**Exceptions:**

- ~~1. Exterior braced wall panels shall be permitted to be located not more than 4 feet (1219 mm) from the foundation below where supported by a floor constructed in accordance with all of the following:
 
  - ~~1.1. Cantilevers or setbacks shall not exceed four times the nominal depth of the floor joists.~~
  - ~~1.2. Floor joists shall be 2 inches by 10 inches (51 mm by 254 mm) or larger and spaced not more than 16 inches (406 mm) on center.~~
  - ~~1.3. The ratio of the back span to the cantilever shall be not less than 2 to 1.~~
  - ~~1.4. Floor joists at ends of braced wall panels shall be doubled.~~
  - ~~1.5. A continuous rim joist shall be connected to the ends of cantilevered joists. The rim joist is permitted to be spliced using a metal tie not less than 0.058 inch (1.47 mm) (16 galvanized gage) and 1 1/2 inches (38 mm) in width fastened with six 16d common nails on each side. The metal tie shall have a yield stress not less than 33,000 psi (227 MPa).~~
  - ~~1.6. Joists at setbacks or the end of cantilevered joists shall not carry gravity loads from more than a single story having uniform wall and roof loads nor carry the reactions from headers having a span of 8 feet (2438 mm) or more.~~~~

2. ~~The end of a required braced wall panel shall be allowed to extend not more than 1 foot (305 mm) over an opening in the wall below. This requirement is applicable to braced wall panels offset in plane and braced wall panels offset out of plane as permitted by Exception 1. Braced wall panels are permitted to extend over an opening not more than 8 feet (2438 mm) in width where the header is a 4-inch by 12-inch (102 mm by 305 mm) or larger member.~~

**RATIONALE:**

With the higher seismic demand placed on buildings and structures in this region, interior walls can easily be called upon to resist over half of the seismic loading imposed on simple buildings or structures. Without a continuous foundation to support the braced wall line, seismic loads would be transferred through other elements such as non-structural concrete slab floors, wood floors, etc. The proposed change is to limit the use of the exception to structures assigned to Seismic Design Category A, B or C where lower seismic demands are expected. Requiring interior braced walls be supported by continuous foundations is intended to reduce or eliminate the poor performance of buildings or structures. This proposed amendment is a continuation of an amendment adopted during previous code adoption cycles.

**FINDINGS:**

Local Geological Conditions – Gardena is a densely populated area having buildings and structures constructed over and near a vast array of fault systems capable of producing major earthquakes, including but not limited to the recent 1994 Northridge Earthquake. Gardena is in Seismic Zones D, E, and E. Conventional framing does not address the need for a continuous load path, critical shear transfer mechanisms, connection-ties, irregular and flexible portions of complex shaped structures. The proposed modification to require continuous footings under braced wall lines will improve performance of buildings or structure during a seismic event and therefore need to be incorporated into the code to assure that new buildings and additions to existing buildings are designed and constructed in accordance with the scope and objectives of the California Building Code.

FF. Section 2308.6.9 of the California Building Code is amended to read as follows:

**2308.6.9 Attachment of sheathing.** Fastening of braced wall panel sheathing shall not be less than that prescribed in Tables 2308.6.1 or 2304.10.1. Wall sheathing shall not be attached to framing members by adhesives. Staple fasteners in Table 2304.10.1 shall not be used in structures assigned to Seismic Design Category D, E or F.

All braced wall panels shall extend to the roof sheathing and shall be attached to parallel roof rafters or blocking above with framing clips (18 gauge minimum) spaced at maximum 24 inches (6096 mm) on center with four 8d nails per leg (total eight 8d nails per clip). Braced wall panels shall be laterally braced at each top corner and at maximum 24 inches (6096 mm) intervals along the top plate of discontinuous vertical framing.

**RATIONALE:**

This proposed amendment is intended to improve the performance level of buildings and structures that are subject to the higher seismic demands placed on buildings or structure in this region. This proposed amendment reflects the recommendations by the Structural Engineers Association of Southern California (SEAOSC) and the Los Angeles City Joint Task Force that investigated the poor performance observed in 1994 Northridge Earthquake. This proposed amendment is a continuation of an amendment adopted during previous code adoption cycles.

**FINDINGS:**

Local Geological Conditions – Gardena is a densely populated area having buildings and structures constructed over and near a vast array of fault systems capable of producing major earthquakes, including but not limited to the recent 1994 Northridge Earthquake. Gardena is in Seismic Zones D, E, and E. Conventional framing does not address the need for a continuous load path, critical shear transfer mechanisms, connection-ties, irregular and flexible portions of complex shaped structures. The proposed modification to provide specific detailing requirements will improve the performance of buildings and structures and therefore needs to be incorporated into the code to assure that new buildings and additions to existing buildings are designed and constructed in accordance with the scope and objectives of the California Building Code.

GG. Section 3101.1 of the California Building Code is amended to read as follows:

**SECTION 3101  
GENERAL**

**3101.1 Scope.** The provisions of this chapter shall govern special building construction including membrane structures, temporary structures, pedestrian walkways and tunnels, automatic vehicular gates, awnings and canopies, marquees, signs, towers, antennas, relocatable buildings, swimming pool enclosures and safety devices, ~~and~~ solar energy systems, and intermodal shipping containers.

For purposes of this Section and Section 3114, intermodal shipping container is defined as follows:

**INTERMODAL SHIPPING CONTAINER.** A six-sided steel unit originally constructed as a general cargo container used for the transport of goods and materials.

HH. Section 3114 is added to the California Building Code to read as follows

**SECTION 3114**  
**INTERMODAL SHIPPING CONTAINERS**

**3114.1 General.** The provisions of Section 3114 and other applicable sections of this code shall apply to intermodal shipping containers that are repurposed for use as buildings or structures or as a part of buildings or structures.

**Exceptions:**

1. Stationary storage battery arrays located in intermodal shipping containers complying with Chapter 12 of the California Fire Code.
2. Intermodal shipping containers that are listed as equipment complying with the standard for equipment, such as air chillers, engine generators, modular datacenters, and other similar equipment.
3. Intermodal shipping containers housing or supporting experimental equipment are exempt from the requirements of Section 3114 provided they comply with all of the following:
  - 3.1. Single-unit stand-alone intermodal shipping containers shall be supported at grade level and used only for occupancies as specified under Risk Category I in Table 1604.5;
  - 3.2. Single-unit stand-alone intermodal shipping containers shall be located a minimum of 8 feet from adjacent structures and are not connected to a fuel gas system or fuel gas utility; and
  - 3.3. In hurricane-prone regions and flood hazard areas, single-unit stand-alone intermodal shipping containers are designed in accordance with the applicable provisions of Chapter 16.
4. Intermodal shipping containers approved as temporary structures complying with Section 3103.
5. Single-unit stand-alone intermodal shipping containers used as temporary storage or construction trailer on active construction sites. Construction support

facilities for uses and activities not directly associated with the actual processes of construction, including but not limited to, offices, meeting rooms, plan rooms, other administrative or support functions shall not be exempt from Section 3114.

**3114.2 Construction documents.** The construction documents shall contain information to verify the dimensions and establish the physical properties of the steel components, and wood floor components, of the intermodal shipping container in addition to the information required by Sections 107 and 1603.

**3114.3 Intermodal shipping container information.** Intermodal shipping containers shall bear the manufacturer's existing data plate containing the following information as required by ISO 6346 and verified by an approved agency. A report of the verification process and findings shall be provided to the building owner.

1. Manufacturer's name or identification number
2. Date manufactured
3. Safety approval number
4. Identification number
5. Maximum operating gross mass or weight (kg) (lbs)
6. Allowable stacking load for 1.8G (kg) (lbs)
7. Transverse racking test force (Newtons)
8. Valid maintenance examination date

Where approved by the building official, the markings and manufacturer's existing data plate are permitted to be removed from the intermodal shipping containers before they are repurposed for use as buildings or structures or as part of buildings or structures.

**3114.4 Protection against decay and termites.** Wood structural floors of intermodal shipping containers shall be protected from decay and termites in accordance with the applicable provisions of Section 2304.12.1.1.

**3114.5 Under-floor ventilation.** The space between the bottom of the floor joists and the earth under any intermodal shipping container, except spaces occupied by basements and cellars, shall be provided with ventilation in accordance with Section 1202.4.

**3114.6 Roof assemblies.** Intermodal shipping container roof assemblies shall comply with the applicable requirements of Chapter 15.

**Exception:** Single-unit stand-alone intermodal shipping containers not attached to, or stacked vertically over, other intermodal shipping containers, buildings or structures.

**3114.7 Joints and voids.** Joints and voids that create concealed spaces between intermodal shipping containers, that are connected or stacked, at fire-resistance-rated walls, floor or floor/ceiling assemblies and roofs or roof/ceiling assemblies shall be protected by an approved fire-resistant joint system in accordance with Section 715.

**3114.8 Structural.** Intermodal shipping containers that conform to ISO 1496-1 and are repurposed for use as buildings or structures, or as a part of buildings or structures, shall be designed in accordance with Chapter 16 and this section.

**3114.8.1 Foundations.** Intermodal shipping containers repurposed for use as a permanent building or structure shall be supported on foundations or other supporting structures designed and constructed in accordance with Chapters 16 through 23.

**3114.8.1.1 Anchorage.** Intermodal shipping containers shall be anchored to foundations or other supporting structures as necessary to provide a continuous load path for all applicable design and environmental loads in accordance with Chapter 16.

**3114.8.2 Welds.** All new welds and connections shall be equal to or greater than the original connections.

**3114.8.3 Openings in containers.** Where openings are made in container walls, floors, and roofs for doors, windows and other similar openings:

1. The openings shall be framed with steel elements that are designed in accordance with Chapter 16 and Chapter 22.
2. The cross section and material grade of any new steel element shall be equal to or greater than the steel element removed.

**3114.8.4 Detailed structural design procedure.** A structural analysis meeting the requirements of this section shall be provided to the building official to demonstrate the structural adequacy of the intermodal shipping containers.

**Exception:** Intermodal shipping containers that meet the limitation of Section 3114.8.5.1 and designed in accordance with the simplified procedure in Section 3114.8.5.

**3114.8.4.1 Material properties.** Structural material properties for existing intermodal shipping container steel components shall be established by material testing where the steel grade and composition cannot be identified by the manufacturer's designation as to manufacture and mill test.

**3114.8.4.2 Seismic design parameters.** The seismic force-resisting system shall be designed and detailed in accordance with one of the following:

1. Where all or portions of the intermodal shipping container sides are considered to be the seismic force-resisting system, design and detailing shall be in accordance with the ASCE 7 Table 12.2-1 requirements for light-frame bearing-wall systems with shear panels of all other materials,
2. Where portions of intermodal shipping container sides are retained, but are not considered to be the seismic force-resisting system, an independent seismic force-resisting system shall be selected, designed and detailed in accordance with ASCE 7 Table 12.2-1, or
3. Where portions of the intermodal shipping container sides are retained and integrated into a seismic force-resisting system other than as permitted by Section 3114.8.4.2 Item 1, seismic design parameters shall be developed from testing and analysis in accordance with Section 104.11 and ASCE 7 Section 12.2.1.1 or 12.2.1.2.

**3114.8.4.3 Allowable shear value.** The allowable shear values for the intermodal shipping container side walls and end walls shall be demonstrated by testing and analysis accordance with Section 104.11. Where penetrations are made in the side walls or end walls designated as part of the lateral force-resisting system, the penetrations shall be substantiated by rational analysis.

**3114.8.5 Simplified structural design procedure of single-unit containers.** Single-unit intermodal shipping containers conforming to the limitations of Section 3114.8.5.1 shall be permitted to be designed in accordance with Sections 3114.8.5.2 and 3114.8.5.3.

**3114.8.5.1 Limitations.** Use of Section 3114.8.5 is subject to all the following limitations:

1. The intermodal shipping container shall be a single stand-alone unit supported on a foundation and shall not be in contact with or supporting any other shipping container or other structure.
2. The intermodal shipping container's top and bottom rails, corner castings, and columns or any portion thereof shall not be notched, cut, or removed in any manner.
3. The intermodal shipping container shall be erected in a level and horizontal position with the floor located at the bottom.

**3114.8.5.2 Structural design.** Where permitted by Section 3114.8.5.1, single-unit stand-alone intermodal shipping containers shall be designed using the following assumptions for the side walls and end walls:

1. The appropriate detailing requirements contained in Chapters 16 through 23.
2. Response modification coefficient,  $R = 2$ ,
3. Over strength factor,  $\Omega_0 = 2.5$ ,
4. Deflection amplification factor,  $C_d = 2$ , and
5. Limits on structural height,  $h_n = 9.5$  feet (2900 mm).

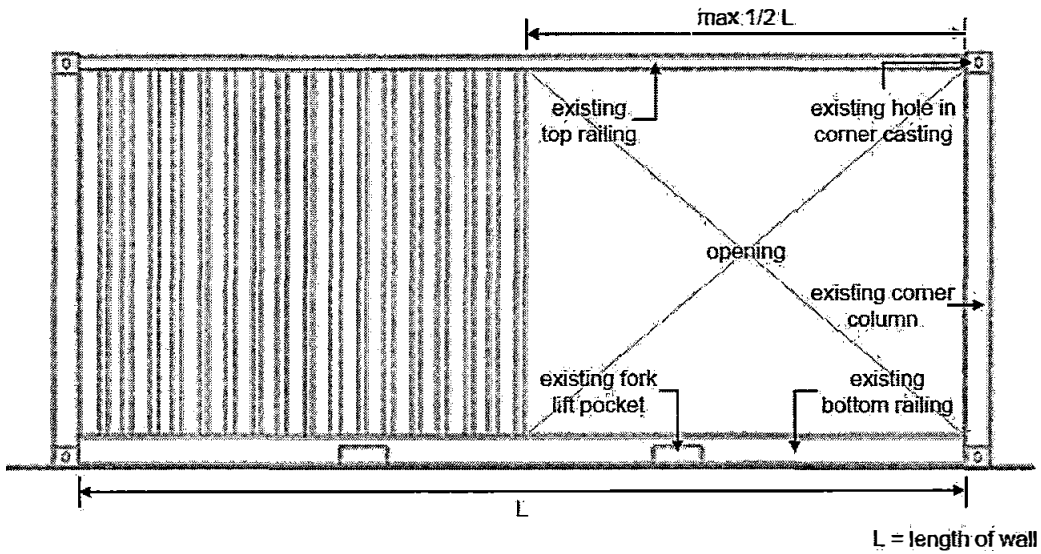
**3114.8.5.3 Allowable shear value.** The allowable shear values for the intermodal shipping container side walls (longitudinal) and end walls (transverse) for wind design and seismic design using the coefficients of Section 3114.8.5.2 shall be in accordance with Table 3114.8.5.3, provided that all of the following conditions are met:

1. The total linear length of all openings in any individual side walls or end walls shall be limited to not more than 50 percent of the length of that side walls or end walls, as shown in Figure 3114.8.5.3(1).
2. Any full height wall length, or portion thereof, less than 4 feet (305 mm) long shall not be considered as a portion of the lateral force-resisting system, as shown in Figure 3114.8.5.3(2).
3. All side walls or end walls used as part of the lateral force-resisting system shall have an existing or new boundary element on all sides to form a continuous load path, or paths, with adequate strength and stiffness to transfer all forces from the point of application to the final point of resistance, as shown in Figure 3114.8.5.3(3).
4. A maximum of one penetration not greater than a 6-inch (152 mm) diameter hole for conduits, pipes, tubes or vents, or not greater than 16 square inches (10 322mm<sup>2</sup>) for electrical boxes, is permitted for each individual 8 feet length (2438 mm) lateral force resisting wall. Penetrations located in walls that are not part of the wall lateral force resisting system shall not be limited in size or quantity. Existing intermodal shipping container's vents shall not be considered a penetration, as shown in Figure 3114.8.5.3(4).
5. End wall door or doors designated as part of the lateral force-resisting system shall be welded closed.

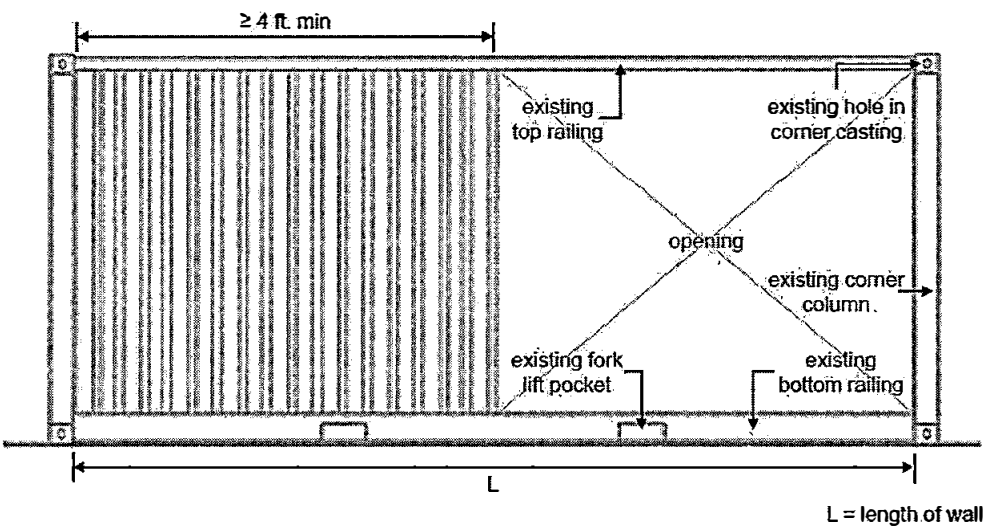
**TABLE 3114.8.5.3  
ALLOWABLE SHEAR VALUES FOR INTERMODAL SHIPPING CONTAINER  
SIDE WALLS AND END WALLS FOR WIND OR SEISMIC LOADING**

CONTAINER DESIGNATION <sup>2</sup>	CONTAINER DIMENSION (Nominal Length)	CONTAINER DIMENSION (Nominal Height)	ALLOWABLE SHEAR VALUES (PLF) <sup>1,3</sup>		
			Side Wall	End Wall	
1EEE	45 feet (13.7 M)	9.5 feet (2896 mm)	75		
1EE		8.6 feet (2591 mm)			
1AAA	40 feet (12.2 M)	9.5 feet (2896 mm)	84		
1AA		8.5 feet (2592 mm)			
1A		8.0 feet (2438 mm)			
1AX		<8.0 feet (2483 mm)			
1BBB	30 feet (9.1 M)	9.5 feet (2896 mm)	112		843
1BB		8.5 feet (2591 mm)			
1B		8.0 feet (2438 mm)			
1BX		<8.0 feet (2438 mm)			
1CC	20 feet (9.1 M)	8.5 feet (2591 mm)	168		
1C		8.0 feet (2438 mm)			
1CX		<8.0 feet (2438 mm)			

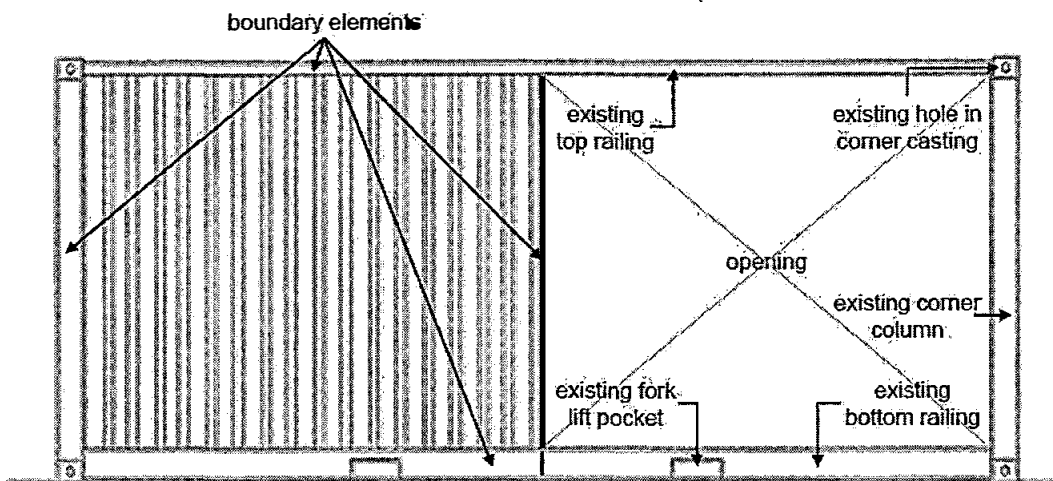
1. The allowable strength for the side walls and end walls of the intermodal shipping containers are derived from ISO 1496-1 and reduced by a factor of safety of 5.
2. Container designation type is derived from ISO 668.
3. Limitations of Sections 3114.8.5.1 and 3114.8.5.3 shall apply.



**FIGURE 3114.8.5.3(1)**  
**Bracing Unit Distribution – Maximum Linear Length**

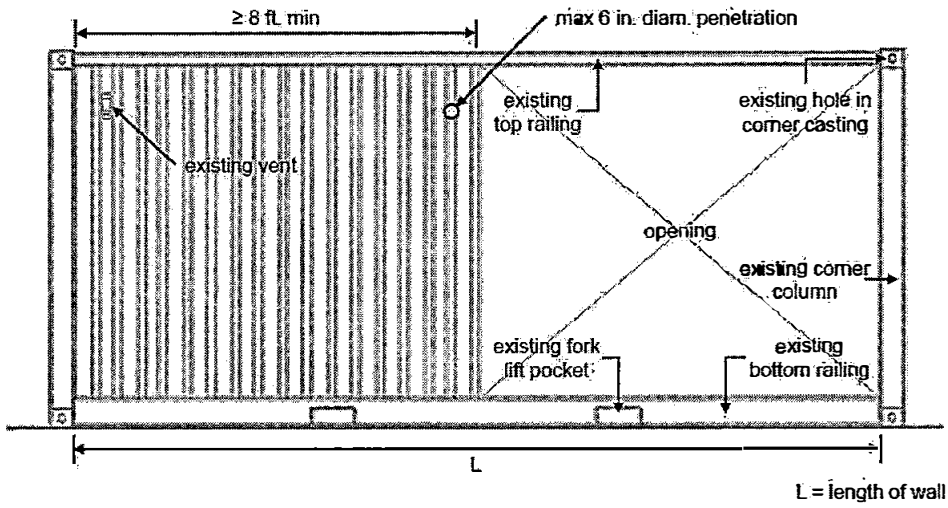


**FIGURE 3114.8.5.3(2)**  
**Bracing Unit Distribution – Minimum Linear Length**



---

**FIGURE 3114.8.5.3(3)**  
**Bracing Unit Distribution – Boundary Elements**



**FIGURE 3114.8.5.3(4)**  
**Bracing Unit Distribution – Penetrating Limitations**

- II. Chapter 35, Referenced Standards of the California Building Code is amended to read as follows:

**CHAPTER 35  
REFERENCED STANDARDS**

<b>ISO</b>	<b>International Organization for Standardization ISO Central Secretariat 1 ch, de la Voie-Creuse, Casa Postale 566 CH-1211 Geneva 20, Switzerland</b>	
<b>Standard Reference Number</b>	<b>Title</b>	<b>Referenced in code section number</b>
<u>ISO 1496-1:2013</u>	<u>Series 1 Freight Containers – Specification and Testing – Part 1: General Cargo Containers for General Purposes</u>	<u>3114.8, Table 3114.8.5.3</u>
<u>ISO 6346:1995 with Amendment 3:2012</u>	<u>Freight Containers – Coding, Identification and marking</u>	<u>3114.3</u>
<u>ISO 668:2013</u>	<u>Series 1 Freight Containers – Classifications, dimensions and ratings.</u>	<u>Table 3114.8.5.3</u>

The following relate to all sections related to intermodal shipping containers:

**RATIONALE:**

Due to the US trade deficit with other countries, there is an abundant supply of unused intermodal shipping containers, particularly in jurisdictions that have ports, that have created negative impacts on the environment. This results in more materials that are not recycled and increases energy consumption required to melt down and recycle others that are. The repurposing of existing intermodal shipping containers will help to reduce the environmental impact and improve the sustainability of the community by being less reliant on traditional construction material.

This amendment is based on a similar code provision adopted into the 2021 Edition of the International Building Code. It is intended to assist code officials address the environmental impact of unused materials, reduce consumption of traditional raw materials, minimize non-industrial wastes, and ensure minimum design and safety standards associated with the repurposing of existing intermodal shipping containers as buildings or structures or component of buildings and structures are achieved.

**FINDINGS:**

Local Climatic and Geological Conditions – Gardena is a densely populated area having buildings and structures constructed over and near a vast array of fault systems capable of producing major earthquakes, including but not limited to the recent 1994 Northridge Earthquake. Gardena is in Seismic Zones D, E, and E. The region is further impacted by construction of buildings and structures utilizing tradition construction materials that impact the amount of energy, air quality, greenhouse gas emission and construction

waste in the area. The proposed amendment addresses structural designs specific to intermodal shipping containers, reduce environmental impact of unused and unrecycled intermodal shipping containers, and increase sustainability by reducing consumption of traditional construction materials. The proposed modification needs to be incorporated into the code to assure that new buildings and additions to existing buildings utilizing intermodal shipping containers are designed and constructed in accordance with the scope and objectives of the California Building Code and California Green Building Standards Code.

JJ. Section F101.7 is added to Appendix F of the California Building Code is amended to read as follows:

**F101.7 Rodent proofing.** Annular spaces around pipes, electric cables, conduits or other openings in exterior walls shall be protected against the passage of rodents and insects by closing such openings with a method acceptable to the enforcing agency.  
CalGreen 4.406.1.

**RATIONALE:**

Not every project is covered by the California Green standards Code. Requirements preventing of the entry of birds, squirrels, rodents, snakes, insects and other similar creatures is not clear in the California Building Code.

**FINDINGS:**

Local Geological Conditions – The City of Gardena is located near county storm water systems and a wetland preserve. The creeks and wetland areas harbor birds, squirrels, rodents, snakes and other similar creatures.

**SECTION 15.04.040 Amendment of Part 2.5, California Residential Code**

A. Section R105.2, Building, of Chapter 1 of the California Residential Code is amended to read as follows, all other subsections of Section R105.2 remain the same:

**Section R105.2, Work Exempt From Permit.** Exemption from permit requirements of this code shall not be deemed to grant authorization for any work to be done in any manner in violation of the provisions of this code or any other laws or ordinances of this jurisdiction. Permits shall not be required for the following:

**Building**

1. One-story Detached Accessory Structures, used as tool and storage sheds, playhouses and similar uses provided the floor area does not exceed 120 square feet, with three feet clear from a building or property line and conforming to the zoning requirements of the Gardena Municipal Code.
2. [deleted].

3. [deleted].
4. Water tanks supported directly on grade if the capacity is not greater than 5,000 gallons (18,925 L) and the ratio of height to diameter or width is not greater than 2:1.
5. Sidewalks and driveways not more than 30 inches (762) mm above adjacent grade, and not over any basement or story below and are not part of an accessible route.
6. Painting, papering, floor and wall tiling – excluding showers and wet areas, carpeting, cabinets, counter tops not containing plumbing or electrical fixtures, and similar finish work.
7. Prefabricated swimming pools that are less than 24 inches deep.
8. Swings and other playground equipment accessory to detached one- and two-family dwellings.
9. Window awnings supported by an exterior wall that do not project more than 54-inches from the exterior wall and do not require additional support.
10. Decks not exceeding 200 Sq. Ft. in area. And not over 30 inches above grade and not attached to a structure, or serving any part of the means of egress.

B. Section R105.5 of the California Residential Code is amended to read as follows:

**R105.5 Expiration.** Every permit issued shall become invalid unless the work on the site authorized by such permit is commenced within ~~180~~ 360 days after its issuance, or if the work authorized on the site by such permit is suspended or abandoned for a period of 180 days after the time the work is commenced. The building official is authorized to grant one extension of time for period of not more than 180 days. The extension shall be requested in writing and justifiable cause demonstrated. Extensions shall only be granted prior to the expiration of a permit.

C. Section R107.5.1 is added to the California Residential Code to read as follows:

**R107.5.1 Retention of Construction Documents.** Per Building Standards Law, Health and Safety Code Sections 19850 and 19851 the City is required to retain a copy of these plans. The light or dark graphics and/or text will not allow for scanning. Text shall be 7/64" or 10 point, minimum, in height and legible.

D. Section R301.1.3.2 of the California Residential Code is amended to read as follows:

**R301.1.3.2 Woodframe structures greater than two stories.** ~~. The building official shall require construction documents to be approved and stamped by a California licensed architect or engineer for all dwellings of woodframe construction more than two stories and basement in height located in Seismic Design Category A, B or C.~~ The building official shall require construction documents to be approved and stamped by a California licensed architect or engineer for all dwellings of wood frame construction more than ~~two stories and one story~~ in height or with a basement located in Seismic Design Category D0, D1, D2 or E. Notwithstanding other sections of law, the law establishing these provisions is found in Business and Professions Code Sections 5537 and 6737.1.

E. Table R301.2(1) of the California Residential Code is amended to read as follows:

TABLE R301.2(1)

CLIMATIC AND GEOGRAPHIC DESIGN CRITERIA

GROUND SNOW LOAD	WIND DESIGN		SEISMIC DESIGN CATEGORY	<i>amended</i>			<i>Amended</i>	<i>Amended</i>	<i>Amended</i>	AIR FREEZING INDEX	MEAN ANNUAL TEMP
	Speed (mph)	Topographic effects		Weathering	Frost line Depth	Termite	WINTER DESIGN TEMP	ICE BARRIER UNDER-LAYMENT REQUIRED	FLOOD HAZARDS		
Zero	110	No	D <sub>2</sub> or E	Negligible	12-24"	Very Heavy	43	No	See Exhibit B	0	60

**Note: All footnotes deleted.**

**RATIONALE:**

After the 1994 Northridge Earthquake, the Wood Frame Construction Joint Task Force recommended that the quality of wood frame construction need to be greatly improved. One such recommendation identified by the Task Force is to improve the quality and organization of structural plans prepared by the engineer or architect so that plan examiners, building inspectors, contractors and special inspectors may logically follow and construct the presentation of the seismic force-resisting systems in the construction documents. For buildings or structures located in Seismic Design Category D<sub>0</sub>, D<sub>1</sub>, or D<sub>2</sub> that are subject to a greater level of seismic forces, the requirement to have a California licensed architect or engineer prepare the construction documents is intended to minimize or reduce structural deficiencies that may cause excessive damage or injuries in wood frame buildings. Structural deficiencies such as plan and vertical irregularities, improper shear transfer of the seismic force-resisting system, missed details or connections important to the structural system, and the improper application of the prescriptive requirements of the California Residential Code can be readily addressed by a registered design professional.

**FINDINGS:**

Local Geological Conditions – Gardena is a densely populated area having buildings and structures constructed over and near a vast array of fault systems capable of producing

major earthquakes, including but not limited to the recent 1994 Northridge Earthquake. Gardena is in Seismic Zones D, E, and E. The proposed modification to require construction documents for wood frame construction greater than one story in height or with a basement to be approved and stamped by a California licensed architect or engineer is intended to assure that both the structural design and prescriptive requirement of the code are properly utilized and presented and therefore need to be incorporated into the code to assure that new buildings and structures, and additions or alterations to existing buildings or structures are designed and constructed in accordance with the scope and objectives of the California Residential Code.

F. Items 1, 3 and 5 of Section R301.2.2.6 of the California Residential Code are amended to read as follows:

1. **Shear wall or braced wall offsets out of plane.** Conditions where exterior shear wall lines or braced wall panels are not in one plane vertically from the foundation to the uppermost story in which they are required.

**Exception:** ~~For wood light frame construction, floors with cantilevers or setbacks not exceeding four times the nominal depth of the wood floor joists are permitted to support braced wall panels that are out of plane with braced wall panels below provided that all of the following are satisfied:~~

- ~~1. Floor joists are nominal 2 inches by 10 inches (51 mm by 254 mm) or larger and spaced not more than 16 inches (406 mm) on center.~~
  - ~~2. The ratio of the back span to the cantilever is not less than 2 to 1.~~
  - ~~3. Floor joists at ends of braced wall panels are doubled.~~
  - ~~4. For wood frame construction, a continuous rim joist is connected to ends of cantilever joists. When spliced, the rim joists shall be spliced using a galvanized metal tie not less than 0.058 inch (1.5 mm) (16 gage) and 1 1/2 inches (38 mm) wide fastened with six 16d nails on each side of the splice or a block of the same size as the rim joist of sufficient length to fit securely between the joist space at which the splice occurs fastened with eight 16d nails on each side of the splice; and~~
  - ~~5. Gravity loads carried at the end of cantilevered joists are limited to uniform wall and roof loads and the reactions from headers having a span of 8 feet (2438 mm) or less.~~
3. **Shear wall or braced wall offsets in plane.** Conditions where the end of a braced wall panel occurs over an opening in the wall below, and ends at a horizontal distance greater than 1 foot (305 mm) from the edge of the opening. This provision is applicable to shear walls and braced wall panels offset in plane and to braced wall panels offset out of plane as permitted by the exception to item 1.

**Exception:** For wood light frame wall construction, one end of a braced wall panel shall be permitted to extend more than one foot (305 mm) over an opening not more than 8 feet (2438 mm) in width in the wall below provided that the opening includes a header in accordance with all of the following:

1. ~~The building width, loading condition and framing member species limitations of Table R602.7(1) shall apply.~~
  2. ~~The header is composed of:~~
    - 2.1 ~~Not less than one 2x12 or two 2x10 for an opening not more than 4 feet (1219 mm) wide.~~
    - 2.2 ~~Not less than two 2x12 or three 2x10 for an opening not more than 6 feet (1829 mm) in width.~~
    - 2.3 ~~Not less than three 2x12 or four 2x10 for an opening not more than 8 feet (2438 mm) in width.~~
  3. ~~The entire length of the braced wall panel does not occur over an opening in the wall below.~~
5. **Floor level offset.** Conditions where portions of a floor level are vertically offset.
- Exceptions:**
1. ~~Framing supported directly by continuous foundations at the perimeter of the building.~~
  3. ~~For wood light frame construction, floors shall be permitted to be vertically offset where the floor framing is lapped or tied together as required by section R502.6.1.~~

#### **RATIONALE:**

With the higher seismic demand placed on buildings and structures in this region, precautionary steps are proposed to reduce or eliminate potential problems that may result by limiting the type of irregular conditions specified in the California Residential Code. Such limitations are intended to reduce the potential structural damage expected in the event of an earthquake. The cities and county of the Los Angeles region has taken extra measures to maintain the structural integrity of the framing of the shear walls and all associated elements when designed for high levels of seismic loads.

#### **FINDINGS:**

Local Geological Conditions – Gardena is a densely populated area having buildings and structures constructed over and near a vast array of fault systems capable of producing major earthquakes, including but not limited to the recent 1994 Northridge Earthquake. Gardena is in Seismic Zones D, E, and E. The proposed amendment limits the type of irregular conditions within buildings that may lead to higher structural damage during a seismic event and therefore needs to be incorporated into the code to assure that new buildings and structures and additions or alterations to existing buildings or structures are

designed and constructed in accordance with the scope and objectives of the California Residential Code and consistent with the requirements in the ASCE 7-16.

G. Section R301.2.2.11 is added to Chapter 3 of the California Residential Code to read as follows:

**R301.2.2.11 Anchorage of mechanical, electrical, or plumbing components and equipment.** Mechanical, electrical, or plumbing components and equipment shall be anchored to the structure. Anchorage of the components and equipment shall be designed to resist loads in accordance with the California Building Code and ASCE 7, except where the component is positively attached to the structure and flexible connections are provided between the component and associated ductwork, piping, and conduit; and either

1. The component weighs 400 lb (1,780 N) or less and has a center of mass located 4 ft (1.22 m) or less above the supporting structure; or
2. The component weighs 20 lb (89N) or less or, in the case of a distributed system, 5 lb/ft (73 N/m) or less.

**RATIONALE:**

There is no limitation for weight of mechanical and plumbing fixtures and equipment in the California Residential Code. Requirements from ASCE 7 and the California Building Code would permit equipment weighing up to 400 lbs. when mounted at 4 feet or less above the floor or attic level without engineering design. Where equipment exceeds this requirement, it is the intent of this proposed amendment that a registered design professional be required to analyze if the floor support is adequate and structurally sound.

**FINDINGS:**

Local Geological Conditions – Gardena is a densely populated area having buildings and structures constructed over and near a vast array of fault systems capable of producing major earthquakes, including but not limited to the recent 1994 Northridge Earthquake. Gardena is in Seismic Zones D, E, and E. The proposed modification to limit the equipment weight is intended to reduce injuries, save lives, and minimize structural damages and therefore needs to be incorporated into the code to assure that new buildings and structures and additions or alterations to existing buildings or structures are designed and constructed in accordance with the scope and objectives of the California Residential Code.

H. Section R313.1 of Chapter 3 of the California Residential Code is deleted and a new Section R313.1 is added to read as follows:

**R313.1 Townhouse automatic fire sprinklers systems.** An automatic residential fire sprinkler system installed in Townhouses as follows:

New buildings: An automatic sprinkler system shall be installed throughout all new buildings.

Existing buildings:

An automatic sprinkler system shall be installed throughout when the building area exceeds 3,600 square feet and when one of the following conditions exists:

1. When an addition is 50% or more of the existing building area, as defined in Section 502.1, within a two year period; or
2. An addition when the existing building is already provided with automatic sprinklers; or
3. When an existing Group R occupancy is being substantially renovated, and where the scope of the renovation is such that the Building Official determines that the complexity of installing a sprinkler system would be similar as in a new building.

- I. Section R313.2 of Chapter 3 of the California Residential Code is deleted and a new Section R313.2 is added to read as follows:

**R313.2 One- and two-family dwellings automatic fire sprinklers systems.**

An automatic residential fire sprinkler system installed in one and two family dwellings as follows:

New buildings: An automatic sprinkler system shall be installed throughout all new buildings.

Existing buildings: An automatic sprinkler system shall be installed throughout when the building area exceeds 3,600 square feet and when one of the following conditions exists:

1. When an addition is 50% or more of the existing building area, as defined in Section 502.1, within a two year period; or
2. An addition when the existing building is already provided with automatic sprinklers; or
3. When an existing Group R Occupancy is being substantially renovated, and where the scope of the renovation is such that the Building Code Official determines that the complexity of installing a sprinkler system would be similar as in a new building.
4. Accessory Dwelling Units do not need automatic residential fire sprinkler systems, if the primary residence is exempt.

- K. Section R401.1 of the California Residential Code is amended to read as follows:

**R401.1 Application.** ~~The provisions of this chapter shall control the design and construction of the foundation and foundation spaces for buildings. In addition to the provisions of this chapter, the design and construction of foundations in flood hazard areas as established by Table R301.2(1) shall meet the provisions of Section R322. Wood foundations shall be designed and installed in accordance with AWC PWF.~~

**Exception:** ~~The provisions of this chapter shall be permitted to be used for wood foundations only in the following situations:~~

- ~~1. In buildings that have no more than two floors and a roof.~~
- ~~2. When interior basement and foundation walls are constructed at intervals not exceeding 50 feet (15 240 mm).~~

Wood foundations in Seismic Design Category D<sub>0</sub>, D<sub>1</sub>, D<sub>2</sub>, E or F shall be designed in accordance with accepted engineering practice not be permitted.

**Exception:** In non-occupied, single-story, detached storage sheds and similar uses other than carport or garage, provided the gross floor area does not exceed 200 square feet, the plate height does not exceed 12 feet in height above the grade plane at any point, and the maximum roof projection does not exceed 24 inches.

#### **RATIONALE:**

No substantiating data has been provided to show that wood foundation is effective in supporting buildings and structures during a seismic event while being subject to deterioration caused by the combined detrimental effect of constant moisture in the soil and wood-destroying organisms. Wood foundation, when they are not properly treated and protected against deterioration, have performed very poorly and have led to slope failures. Most contractors are typically accustomed to construction in dry and temperate weather in the Southern California region and are not generally familiar with the necessary precautions and treatment of wood that makes it suitable for both seismic event and wet applications. The proposed amendment takes the precautionary steps to reduce or eliminate potential problems that may result in using wood foundation that experience relatively rapid decay due to the fact that the region does not experience temperatures cold enough to destroy or retard the growth and proliferation of wood-destroying organisms and pests. However, an exception is made for non-occupied, single-story storage structures that pose significantly less risk to human safety and may utilize the wood foundation guidelines specified in this Chapter. This proposed amendment is a continuation of an amendment adopted during previous code adoption cycles for the California Residential Code.

#### **FINDINGS:**

Local Climatic and Geological Conditions – Gardena is a densely populated area having buildings and structures constructed over and near a vast array of fault systems capable of producing major earthquakes, including but not limited to the recent 1994 Northridge Earthquake. Gardena is in Seismic Zones D, E, and E. In addition, the region is within a climate system capable of producing major winds, fire and rain related disasters, including but not limited to those caused by the Santa Ana winds and El Nino (or La Nina) subtropical-like weather. This region is especially susceptible to more active termite and wood attacking insects and microorganisms. The proposed modification to prohibit the use of wood foundation systems as well as limit prescriptive design provisions in an effort to mitigate potential problems or deficiencies due to the proliferation of wood-destroying organisms and therefore need to be incorporated into the code to assure that new

buildings and structures and additions or alterations to existing buildings or structures are designed and constructed in accordance with the scope and objectives of the California Residential Code.

- L. Sections R403.1.2, R403.1.3.6 and R403.1.5 of the California Residential Code are amended to read as follows:

**R403.1.2 Continuous footing in Seismic Design Categories D<sub>0</sub>, D<sub>1</sub>, and D<sub>2</sub>, E and F.** Exterior walls of buildings located in Seismic Design Categories D<sub>0</sub>, D<sub>1</sub>, and D<sub>2</sub>, E and F, shall be supported by continuous solid or fully grouted masonry or concrete footings. ~~Other footing materials or systems shall be designed in accordance with accepted engineering practice.~~ All required interior braced wall panels in buildings located in Seismic Design Categories D<sub>0</sub>, D<sub>1</sub> and D<sub>2</sub> with plan dimensions greater than 50 feet (15 240 mm) shall be supported by continuous solid or fully grouted masonry or concrete footings in accordance with Section R403.1.3.4, ~~except for two-story buildings in Seismic Design Category D<sub>2</sub>, in which all braced wall panels, interior and exterior, shall be supported on continuous foundations.~~

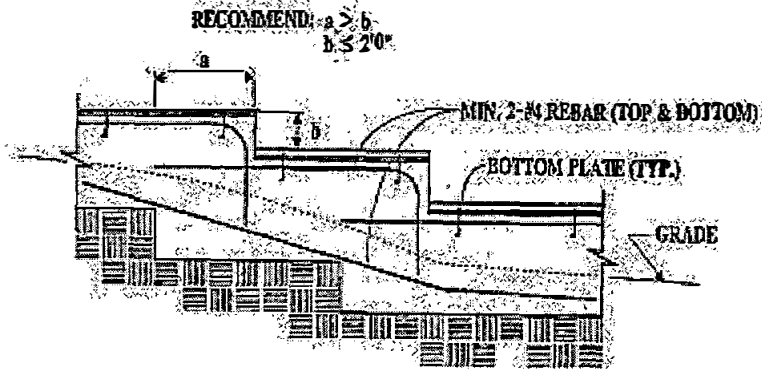
**Exception:** ~~Two-story buildings shall be permitted to have interior braced wall panels supported on continuous foundations at intervals not exceeding 50 feet (15 240 mm) provided that:~~

- ~~1. The height of cripple walls does not exceed 4 feet (1219 mm).~~
- ~~2. First floor braced wall panels are supported on doubled floor joists, continuous blocking or floor beams.~~
- ~~3. The distance between bracing lines does not exceed twice the building width measured parallel to the braced wall line.~~

**R403.1.3.6 Isolated concrete footings.** ~~In detached one and two-family dwellings located in Seismic Design Category A, B, or C, that are three stories or less in height, and constructed with stud bearing walls, isolated plain concrete footings supporting columns or pedestals are permitted. Isolated Concrete footings are not permitted in Seismic Zones D, E, and F.~~

**R403.1.5 Slope.** The top surface of footings shall be level. The bottom surface of footings shall not have a slope exceeding one unit vertical in 10 units horizontal (10-percent slope). Footings shall be stepped where it is necessary to change the elevation of the top surface of the footings or where the slope of the bottom surface of the footings will exceed one unit vertical in 10 units horizontal (10-percent slope).

For structures assigned to Seismic Design Categories D<sub>0</sub>, D<sub>1</sub> or D<sub>2</sub>, stepped footings shall be reinforced with four No. 4 rebar. Two bars shall be placed at the top and bottom of the footings as shown in Figure R403.1.5.



**STEPPED FOUNDATIONS**

**FIGURE R403.1.5**  
**STEPPED FOOTING**

**RATIONALE:**

With the higher seismic demand placed on buildings and structures in this region, precautionary steps are proposed to reduce or eliminate potential problems that may result for under-reinforced footings located on sloped surfaces. Requiring minimum reinforcement for stepped footings is intended to address the problem of poor performance of plain or under-reinforced footings during a seismic event. Furthermore, interior walls can easily be called upon to resist over half of the seismic loading imposed on simple buildings or structures. Without a continuous foundation to support the braced wall line, seismic loads would be transferred through other elements such as non-structural concrete slab floors, wood floors, etc. The proposed change is to limit the use of the exception to structures assigned to Seismic Design Category A, B or C where lower seismic demands are expected. Requiring interior braced walls be supported by continuous foundations is intended to reduce or eliminate the poor performance of buildings or structures. This proposed amendment is consistent with an amendment adopted during previous code adoption cycles for the California Residential Code.

**FINDINGS:**

Local Geological Conditions – Gardena is a densely populated area having buildings and structures constructed over and near a vast array of fault systems capable of producing major earthquakes, including but not limited to the recent 1994 Northridge Earthquake. Gardena is in Seismic Zones D, E, and E. The proposed modification to require continuous footings under braced wall lines, require reinforcement in one- and two-family dwelling, and minimum reinforcement in stepped footings will improve performance of buildings or structure during a seismic event and minimize potential problems or deficiencies and therefore need to be incorporated into the code to assure that new buildings and additions to existing buildings are designed and constructed in accordance with the scope and objectives of the California Residential Code.

M. Section R404.2 of the California Residential Code is amended to read as follows:

**R404.2 Wood foundation walls.** Wood foundation walls shall be constructed in accordance with the provisions of Sections R404.2.1 through R404.2.6 and with the details shown in Figures R403.1(2) and R403.1(3). Wood foundation walls shall not be used for structures located in Seismic Design Categories D<sub>0</sub>, D<sub>1</sub>, D<sub>2</sub>, E, and F.

**RATIONALE:**

No substantiating data has been provided to show that wood foundation wall is effective in supporting buildings and structures during a seismic event while being subject to deterioration caused by the combined detrimental effect of constant moisture in the soil and wood-destroying organisms. Wood foundation walls, when they are not properly treated and protected against deterioration, have performed very poorly and have led to slope failures. Most contractors are typically accustomed to construction in dry and temperate weather in the Southern California region and are not generally familiar with the necessary precautions and treatment of wood that makes it suitable for both seismic event and wet applications. The proposed amendment takes the precautionary steps to reduce or eliminate potential problems that may result in using wood foundation walls that experience relatively rapid decay due to the fact that the region does not experience temperatures cold enough to destroy or retard the growth and proliferation of wood-destroying organisms. This proposed amendment is consistent with an amendment adopted during previous code adoption cycles for the California Residential Code.

**FINDINGS:**

Local Climatic and Geological Conditions – Gardena is a densely populated area having buildings and structures constructed over and near a vast array of fault systems capable of producing major earthquakes, including but not limited to the recent 1994 Northridge Earthquake. Gardena is in Seismic Zones D, E, and E. In addition, the region is within a climate system capable of producing major winds, fire and rain related disasters, including but not limited to those caused by the Santa Ana winds and El Nino (or La Nina) subtropical-like weather. This region is especially susceptible to more active termite and wood attacking insects and microorganisms. The proposed modification to prohibit the use of wood foundation wall in an effort to mitigate potential problems or deficiencies due to the proliferation of wood-destroying organisms and therefore need to be incorporated into the code to assure that new buildings and structures and additions or alterations to existing buildings or structures are designed and constructed in accordance with the scope and objectives of the California Residential Code.

N. Section R501.1 of the California Residential Code is amended to read as follows:

**R501.1 Application.** The provisions of this chapter shall control the design and construction of the floors for buildings, including the floors of attic spaces used to house mechanical or plumbing fixtures and equipment. Mechanical or plumbing fixtures and equipment shall be attached or anchored to the structure in accordance with Section R301.2.2.11.

**RATIONALE:**

There is no limitation for weight of mechanical and plumbing fixtures and equipment in the California Residential Code. Requirements from ASCE 7 and the California Building

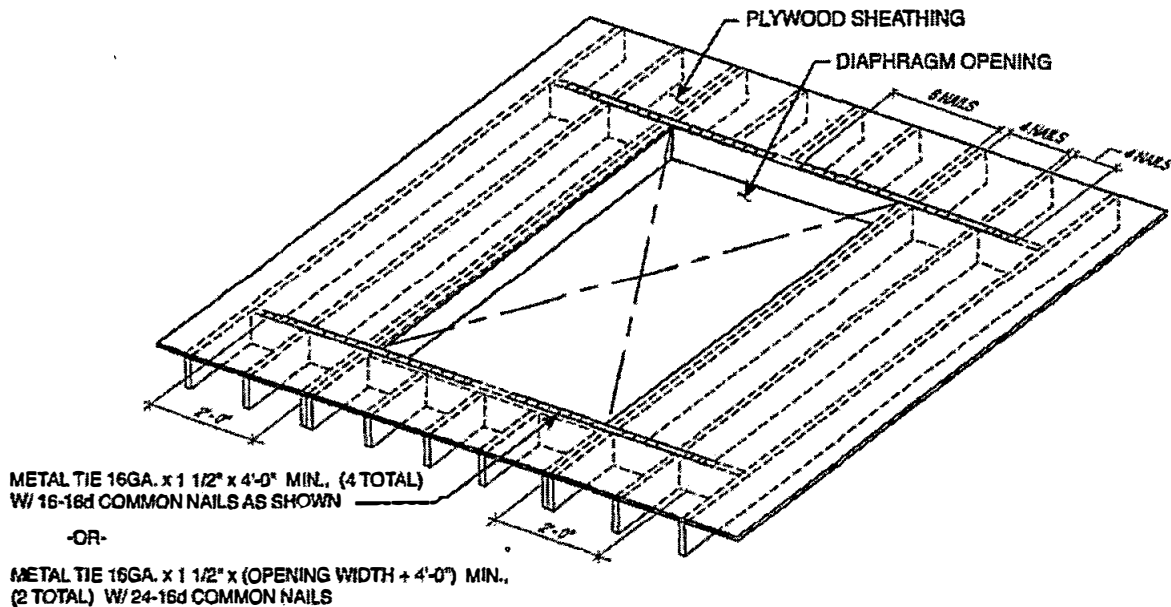
Code would permit equipment weighing up to 400 lbs. when mounted at 4 feet or less above the floor or attic level without engineering design. Where equipment exceeds this requirement, it is the intent of this proposed amendment that a registered design professional is required to analyze if the floor support is adequate and structurally sound.

**FINDINGS:**

Local Geological Conditions – Gardena is a densely populated area having buildings and structures constructed over and near a vast array of fault systems capable of producing major earthquakes, including but not limited to the recent 1994 Northridge Earthquake. Gardena is in Seismic Zones D, E, and E. The proposed modification to limit the equipment weight is intended to reduce injuries, save lives, and minimize structural damages and therefore needs to be incorporated into the code to assure that new buildings and structures and additions or alterations to existing buildings or structures are designed and constructed in accordance with the scope and objectives of the California Residential Code.

O. Section R503.2.4 is added to Chapter 5 of the California Residential Code to read as follows:

**R503.2.4 Openings in horizontal diaphragms.** Openings in horizontal diaphragms with a dimension perpendicular to the joist that is greater than 4 feet (1.2 m) shall be constructed in accordance with Figure R503.2.4.



For SI: 1 inch = 25.4 mm, 1 foot = 304.8 mm.

a. Blockings shall be provided beyond headers.

- b. Metal ties not less than 0.058 inch [1.47 mm (16 galvanized gage)] by 1.5 inches (38 mm) wide with eight 16d common nails on each side of the header-joint intersection. The metal ties shall have a minimum yield of 33,000 psi (227 MPa).
- c. Openings in diaphragms shall be further limited in accordance with Section R301.2.2.6.

**FIGURE R503.2.4**  
**OPENINGS IN HORIZONTAL DIAPHRAGMS**

**RATIONALE:**

Section R502.10 of the Code does not provide any prescriptive criteria to limit the maximum floor opening size nor does Section R503 provide any details to address the issue of shear transfer near larger floor openings. With the higher seismic demand placed on buildings and structures in this region, it is important to ensure that a complete load path is provided to reduce or eliminate potential damages caused by seismic forces. Requiring blocking with metal ties around larger floor openings and limiting opening size is consistent with the requirements of Section R301.2.2.6.

**FINDINGS:**

Local Geological Conditions – Gardena is a densely populated area having buildings and structures constructed over and near a vast array of fault systems capable of producing major earthquakes, including but not limited to the recent 1994 Northridge Earthquake. Gardena is in Seismic Zones D, E, and E. The proposed modification to require specific detailing at large floor openings is intended to address the poor performance of floor diaphragms with openings and limit or reduce property damages during a seismic event and therefore needs to be incorporated into the code to assure that new buildings and structures and additions or alterations to existing buildings or structures are designed and constructed in accordance with the scope and objectives of the California Residential Code.

P. Lines 19, 20, 23, and 33 - 36 of Table R602.3(1) of the California Residential Code are amended to read as follows:

**TABLE R602.3(1)—continued**  
**FASTENING SCHEDULE**

ITEM	DESCRIPTION OF BUILDING ELEMENTS	NUMBER AND TYPE OF FASTENER <sup>a, b, c</sup>	SPACING AND LOCATION
19 <del>k</del>	1" x 6" sheathing to each bearing	3-8d box (2 1/2" x 0.113"); or 2-8d common (2 1/2" x 0.131"); or 2-10d box (3" x 0.128"); or <del>2 staples, 1" crown, 16 ga., 1 3/4' long</del>	Face nail

20 <sup>k</sup>	1" x 8" and wider sheathing to each bearing	3-8d box (2 1/2" x 0.113"); or 3-8d common (2 1/2" x 0.131"); or 3-10d box (3" x 0.128"); or <del>3 staples, 1" crown, 16 ga., 1 3/4' long</del>	Face nail
		Wider than 1" x 8" 4-8d box (2 1/2" x 0.113"); or 3-8d common (2 1/2" x 0.131"); or 3-10d box (3" x 0.128"); or <del>4 staples, 1" crown, 16 ga., 1 3/4' long</del>	
<b>Floor</b>			
23 <sup>k</sup>	1" x 6" subfloor or less to each joist	3-8d box (2 1/2" x 0.113"); or 2-8d common (2 1/2" x 0.131"); or 3-10d box (3" x 0.128"); or <del>2 staples, 1" crown, 16 ga., 1 3/4' long</del>	Face nail
<b>Other wall sheathing<sup>g</sup></b>			
33 <sup>k</sup>	1/2" structural cellulose fiberboard sheathing	1 1/2" galvanized roofing nail, 7/16" head diameter, <del>or 1 1/4" long 16 ga. staple with 7/16" or 1" crown</del>	3 6
34 <sup>k</sup>	25/32" structural cellulose fiberboard sheathing	1 3/4" galvanized roofing nail, 7/16" head diameter, <del>or 1 1/2" long 16 ga. staple with 7/16" or 1" crown</del>	3 6
35 <sup>k</sup>	1/2" gypsum sheathing <sup>d</sup>	1 1/2" galvanized roofing nail; staple galvanized, 1 1/2" long; 1 1/4" screws, Type W or S	7 7
36 <sup>k</sup>	5/8" gypsum sheathing <sup>d</sup>	1 3/4" galvanized roofing nail; staple galvanized, 1 5/8" long; 1 5/8" screws, Type W or S	7 7

For SI: 1 inch = 25.4 mm, 1 foot = 304.8 mm, 1 mile per hour = 0.447 m/s; 1 ksi = 6.895 MPa.

**TABLE R602.3(1)—FASTENING SCHEDULE**

- a. Nails are smooth-common, box or deformed shanks except where otherwise stated. Nails used for framing and sheathing connections shall have minimum average bending yield strengths as shown: 80 ksi for shank diameter of 0.192 inch (20d common nail), 90 ksi for shank diameters larger than 0.142 inch but not larger than 0.177 inch, and 100 ksi for shank diameters of 0.142 inch or less.
- b. ~~Staples are 16 gage wire and have a minimum 7/16-inch on diameter crown width.~~
- c. ~~Nails shall be spaced at not more than 6 inches on center at all supports where spans are 48 inches or greater.~~

- d. Four-foot by 8-foot or 4-foot by 9-foot panels shall be applied vertically.
- e. Spacing of fasteners not included in this table shall be based on Table R602.3(2).
- f. For wood structural panel roof sheathing attached to gable end roof framing and to intermediate supports within 48 inches of roof edges and ridges, nails shall be spaced at 6 inches on center where the ultimate design wind speed is less than 130 mph and shall be spaced 4 inches on center where the ultimate design wind speed is 130 mph or greater but less than 140 mph.
- g. Gypsum sheathing shall conform to ASTM C1396 and shall be installed in accordance with GA 253. Fiberboard sheathing shall conform to ASTM C208.
- h. Spacing of fasteners on floor sheathing panel edges applies to panel edges supported by framing members and required blocking and at floor perimeters only. Spacing of fasteners on roof sheathing panel edges applies to panel edges supported by framing members and required blocking. Blocking of roof or floor sheathing panel edges perpendicular to the framing members need not be provided except as required by other provisions of this code. Floor perimeter shall be supported by framing members or solid blocking.
- i. Where a rafter is fastened to an adjacent parallel ceiling joist in accordance with this schedule, provide two toe nails on one side of the rafter and toe nails from the ceiling joist to top plate in accordance with this schedule. The toe nail on the opposite side of the rafter shall not be required.
- j. RSRS-01 is a Roof Sheathing Ring Shank nail meeting the specifications in ASTM F1667.
- k. Use of staples in braced wall panels shall be prohibited in Seismic Design Category D<sub>0</sub>, D<sub>1</sub>, D<sub>2</sub>, E and F.

**RATIONALE:**

The Structural Engineers Association of Southern California (SEAOSC) and the Los Angeles City Joint Task Force that investigated the damages to buildings and structures during the 1994 Northridge Earthquake recommended reducing allowable shear values in wood structural panel shear walls or diaphragms that were not substantiated by cyclic testing. That recommendation was consistent with a report to the Governor from the Seismic Safety Commission of the State of California recommending that code requirements be "more thoroughly substantiated with testing." The allowable shear values for wood structural panel shear walls or diaphragms fastened with staples are based on monotonic testing and does not take into consideration that earthquake forces load shear wall or diaphragm in a repeating and fully reversible manner.

In September 2007, limited cyclic testing was conducted by a private engineering firm to determine if wood structural panels fastened with staples would exhibit the same behavior as the wood structural panels fastened with common nails. The test result revealed that wood structural panel fastened with staples appeared to be much lower in strength and stiffness than wood structural panels fastened with common nails. It was recommended

that the use of staples as fasteners for wood structural panel shear walls or diaphragms – as well as other sheathing materials - not be permitted to resist seismic forces in structures assigned to Seismic Design Category D<sub>0</sub>, D<sub>1</sub>, D<sub>2</sub>, E or F unless it can be substantiated by cyclic testing.

**FINDINGS:**

Local Geological Conditions – Gardena is a densely populated area having buildings and structures constructed over and near a vast array of fault systems capable of producing major earthquakes, including but not limited to the recent 1994 Northridge Earthquake. Gardena is in Seismic Zones D, E, and F. The proposed modification to place design and construction limits on staples as fasteners used in wood structural panel or diaphragms not substantiated with cyclic testing will help to maintain minimum quality of construction and performance standards of structures and therefore need to be incorporated into the code to assure that new buildings and structures and additions or alterations to existing buildings or structures are designed and constructed in accordance with the scope and objectives of the California Residential Code.

Q. Exception of Section R602.3.2 and Table R602.3.2 of the California Residential Code are amended to read as follows:

**Exception:** ~~A-In Seismic Design Category D<sub>0</sub>, D<sub>1</sub>, D<sub>2</sub> E or F a single top plate shall not be used as an alternative to a double top plate shall comply with the following:~~

- ~~1. The single top plate shall be tied at corners, intersecting walls, and at in-line splices in straight wall lines in accordance with Table R602.3.2.~~
- ~~2. The rafters or joists shall be centered over the studs with a tolerance of not more than 1 inch (25 mm).~~
- ~~3. Omission of the top plate is permitted over headers where the headers are adequately tied to adjacent wall sections in accordance with Table R602.3.2.~~

~~TABLE R602.3.2  
SINGLE TOP PLATE SPlice CONNECTION DETAILS~~

CONDITION	TOP-PLATE SPlice LOCATION			
	Corners and intersecting walls		Butt joints in straight walls	
	Splice plate size	Minimum nails each side of joint	Splice plate size	Minimum nails each side of joint
<del>Structures in SDC A, B, and in SDC D<sub>0</sub>, D<sub>1</sub> and D<sub>2</sub> with braced wall line spacing less than 25 feet</del>	<del>2" x 6" x 0.060 galvanized steel plate or equivalent</del>	<del>(4) #8 bars</del>	<del>2" x 6" x 0.060 galvanized steel plate or equivalent</del>	<del>(4) #8 bars</del>
<del>Structures in SDC D<sub>0</sub>, D<sub>1</sub> and D<sub>2</sub> with braced wall line spacing greater than or equal to 25 feet</del>	<del>2" x 6" by 0.060 galvanized steel plate or equivalent</del>	<del>(4) #8 bars (2" x 0.112) nails</del>	<del>2" x 6" x 0.060 galvanized steel plate or equivalent</del>	<del>(4) #8 bars (2" x 0.112) nails</del>

~~For SI: 1 inch = 25.4 mm; 1 foot = 304.8 mm.~~

**RATIONALE:**

The City of Gardena has taken extra measures to maintain the structural integrity of the framing of the shear wall system for buildings and structures subject to high seismic loads by eliminating single top plate construction. The performance of modern day braced wall panel construction is directly related to an adequate load path extending from the roof diaphragm to the foundation system. A single top plate is likely to be over nailed due to

the nailing requirements at a rafter, stud, top plate splice, and braced wall panel edge in a single location. In addition, notching on a single top plate for plumbing, ventilation and electrical wiring may reduce the load transfer capacity of the plate without proper detailing. A majority of buildings and structures designed and built per the California Residential Code with a single top plate may not need structural observation and special inspections. The potential construction mistakes mentioned above could not be caught and corrected by knowledgeable engineers and inspectors, and could jeopardize structural performance of buildings and structures located in high seismic areas.

#### **FINDINGS:**

Local Geological Conditions – Gardena is a densely populated area having buildings and structures constructed over and near a vast array of fault systems capable of producing major earthquakes, including but not limited to the recent 1994 Northridge Earthquake. Gardena is in Seismic Zones D, E, and F. The proposed modification to eliminate the usage of a single top plate will help to maintain minimum quality of construction and performance standards of structures and therefore need to be incorporated into the code to assure that new buildings and structures and additions or alterations to existing buildings or structures are designed and constructed in accordance with the scope and objectives of the California Residential Code.

R. Footnote “b” of Table R602.3(2) of the California Residential Code is amended to read as follows:

~~b. Staples shall have a minimum crown width of 7/16 inch on diameter except as noted. Use of staples in roof, floor, subfloor, and braced wall panels shall be prohibited in Seismic Design Category D<sub>0</sub>, D<sub>1</sub>, D<sub>2</sub>, E or F.~~

#### **RATIONALE:**

The Structural Engineers Association of Southern California (SEAOSC) and the Los Angeles City Joint Task Force that investigated the damages to buildings and structures during the 1994 Northridge Earthquake recommended reducing allowable shear values in wood structural panel shear walls or diaphragms that were not substantiated by cyclic testing. That recommendation was consistent with a report to the Governor from the Seismic Safety Commission of the State of California recommending that code requirements be “more thoroughly substantiated with testing.” The allowable shear values for wood structural panel shear walls or diaphragms fastened with staples are based on monotonic testing and does not take into consideration that earthquake forces load shear wall or diaphragm in a repeating and fully reversible manner.

In September 2007, limited cyclic testing was conducted by a private engineering firm to determine if wood structural panels fastened with staples would exhibit the same behavior as the wood structural panels fastened with common nails. The test result revealed that wood structural panel fastened with staples appeared to be much lower in strength and stiffness than wood structural panels fastened with common nails. It was recommended

that the use of staples as fasteners for wood structural panel shear walls or diaphragms – as well as other sheathing materials - not be permitted to resist seismic forces in structures assigned to Seismic Design Category D<sub>0</sub>, D<sub>1</sub>, D<sub>2</sub>, E or F unless it can be substantiated by cyclic testing.

**FINDINGS:**

Local Geological Conditions – Gardena is a densely populated area having buildings and structures constructed over and near a vast array of fault systems capable of producing major earthquakes, including but not limited to the recent 1994 Northridge Earthquake. Gardena is in Seismic Zones D, E, and F. The proposed modification to place design and construction limits on staples as fasteners used in wood structural panel or diaphragms not substantiated with cyclic testing will help to maintain minimum quality of construction and performance standards of structures and therefore need to be incorporated into the code to assure that new buildings and structures and additions or alterations to existing buildings or structures are designed and constructed in accordance with the scope and objectives of the California Residential Code.

S. Section R602.10.2.3 of the California Residential Code is amended to read as follows:

**R602.10.2.3 Minimum number of braced wall panels.** Braced wall lines with a length of 16 feet (4877 mm) or less shall have not less than two braced wall panels of any length or one braced wall panel equal to 48 inches (1219 mm) or more. Braced wall lines greater than 16 feet (4877 mm) shall have not less than two braced wall panels. No braced wall panel shall be less than 48 inches in length in Seismic Design Category D<sub>0</sub>, D<sub>1</sub>, D<sub>2</sub>, E or F.

**RATIONALE:**

Plywood shear walls with high aspect ratio experienced many failures during the Northridge Earthquake. This proposed amendment specifies a minimum braced wall length to meet an aspect ratio consistent with other sections of the California Residential Code as to provide a uniform standard of construction for designers and buildings to follow. This is intended to improve the performance level of buildings and structures that are subject to the higher seismic demands and reduce and limit potential damages to property. This proposed amendment reflects the recommendations by the Structural Engineers Association of Southern California (SEAOSC) and the Los Angeles City Joint Task Force that investigated the poor performance observed in 1994 Northridge Earthquake. This proposed amendment is consistent with an amendment adopted during previous code adoption cycles for the California Residential Code.


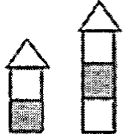




**FINDINGS:**

Local Geological Conditions – Gardena is a densely populated area having buildings and structures constructed over and near a vast array of fault systems capable of producing major earthquakes, including but not limited to the recent 1994 Northridge Earthquake. Gardena is in Seismic Zones D, E, and F. The proposed modification reduces the aspect ratio help to maintain minimum quality of construction and performance standards of

structures and therefore need to be incorporated into the code to assure that new buildings and additions to existing buildings are designed and constructed in accordance with the scope and objectives of the California Residential Code.


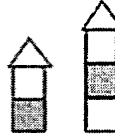


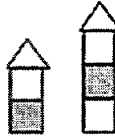
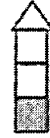
T. Table R602.10.3(3) of the California Residential Code is amended to read as follows:

TABLE R602.10.3(3)  
BRACING REQUIREMENTS BASED ON SEISMIC DESIGN CATEGORY

<ul style="list-style-type: none"> <li>• SOIL CLASS D*</li> <li>• WALL HEIGHT = 10 FEET</li> <li>• 10 PSF FLOOR DEAD LOAD</li> <li>• 15 PSF ROOF/CEILING DEADLOAD</li> <li>• BRACED WALL LINE SPACING ≤ 25 FEET</li> </ul>			MINIMUM TOTAL LENGTH (FEET) OF BRACED WALL PANELS REQUIRED ALONG EACH BRACED WALL LINE**				
Seismic Design Category	Story Location	Braced Wall Line Length (feet)*	Method LIB†	Method GB‡	Methods DWB, SFB, PBS, PCP, HPS, CS-SFB*§	Method WSP	Methods CS-WSP, CS-G, CS-PF
C (townhouses only)		10	2.5	2.5	2.5	1.4	1.4
		20	5.0	5.0	5.0	3.2	2.7
		30	7.5	7.5	7.5	4.8	4.1
		40	10.0	10.0	10.0	6.4	5.4
		50	12.5	12.5	12.5	8.0	6.8
		10	NP	4.5	4.5	3.0	2.6
		20	NP	9.0	9.0	6.0	5.1
		30	NP	13.5	13.5	9.0	7.7
		40	NP	18.0	18.0	12.0	10.2
		50	NP	22.5	22.5	15.0	12.8
		10	NP	6.0	6.0	4.5	3.8
		20	NP	12.0	12.0	9.0	7.7
		30	NP	18.0	18.0	13.5	11.5
		40	NP	24.0	24.0	18.0	15.3
		50	NP	30.0	30.0	22.5	19.1
D <sub>s</sub>		10	NP	<del>2.8</del> 5.6	<del>2.8</del> 5.6	1.8	1.6
		20	NP	<del>5.5</del> 11.0	<del>5.5</del> 11.0	3.6	3.1
		30	NP	<del>8.2</del> 16.6	<del>8.2</del> 16.6	5.4	4.6
		40	NP	<del>11.0</del> 22.0	<del>11.0</del> 22.0	7.2	6.1
		50	NP	<del>13.8</del> 27.6	<del>13.8</del> 27.6	9.0	7.7
		10	NP	<del>5.3</del> NP	<del>5.3</del> NP	3.8	3.2
		20	NP	<del>10.5</del> NP	<del>10.5</del> NP	7.5	6.4
		30	NP	<del>15.8</del> NP	<del>15.8</del> NP	11.3	9.6
		40	NP	<del>21.0</del> NP	<del>21.0</del> NP	15.0	12.8
		50	NP	<del>26.3</del> NP	<del>26.3</del> NP	18.8	16.0
		10	NP	<del>7.3</del> NP	<del>7.3</del> NP	5.3	4.5
		20	NP	<del>14.5</del> NP	<del>14.5</del> NP	10.5	9.0
		30	NP	<del>21.8</del> NP	<del>21.8</del> NP	15.8	13.4
		40	NP	<del>29.0</del> NP	<del>29.0</del> NP	21.0	17.9
		50	NP	<del>36.3</del> NP	<del>36.3</del> NP	26.3	22.3

(continued)

TABLE R602.10.3(3)—continued  
BRACING REQUIREMENTS BASED ON SEISMIC DESIGN CATEGORY

<ul style="list-style-type: none"> <li>• SOIL CLASS D<sup>2</sup></li> <li>• WALL HEIGHT = 10 FEET</li> <li>• 10 PSF FLOOR DEAD LOAD</li> <li>• 15 PSF ROOF/CEILING DEAD LOAD</li> <li>• BRACED WALL LINE SPACING ≤ 25 FEET</li> </ul>			MINIMUM TOTAL LENGTH (FEET) OF BRACED WALL PANELS REQUIRED ALONG EACH BRACED WALL LINE <sup>a</sup>				
Seismic Design Category	Story Location	Braced Wall Line Length (feet) <sup>b</sup>	Method LIB <sup>c</sup>	Method GB <sup>d</sup>	Methods DWB, SFB, PBS, PCP, HPS, CS-SFB <sup>e</sup>	Method WSP	Methods CS-WSP, CS-G, CS-PF
D <sub>1</sub>		10	NP	<del>3.0</del> 6.0	<del>3.0</del> 6.0	2.0	1.7
		20	NP	<del>6.0</del> 12.0	<del>6.0</del> 12.0	4.0	3.4
		30	NP	<del>9.0</del> 18.0	<del>9.0</del> 18.0	6.0	5.1
		40	NP	<del>12.0</del> 24.0	<del>12.0</del> 24.0	8.0	6.8
		50	NP	<del>15.0</del> 30.0	<del>15.0</del> 30.0	10.0	8.5
		10	NP	<del>6.0</del> NP	<del>6.0</del> NP	4.5	3.8
		20	NP	<del>12.0</del> NP	<del>12.0</del> NP	9.0	7.7
		30	NP	<del>18.0</del> NP	<del>18.0</del> NP	13.5	11.5
		40	NP	<del>24.0</del> NP	<del>24.0</del> NP	18.0	15.3
		50	NP	<del>30.0</del> NP	<del>30.0</del> NP	22.5	19.1
		10	NP	<del>8.5</del> NP	<del>8.5</del> NP	6.0	5.1
		20	NP	<del>17.0</del> NP	<del>17.0</del> NP	12.0	10.2
		30	NP	<del>25.5</del> NP	<del>25.5</del> NP	18.0	15.3
		40	NP	<del>34.0</del> NP	<del>34.0</del> NP	24.0	20.4
		50	NP	<del>42.5</del> NP	<del>42.5</del> NP	30.0	25.5
D <sub>2</sub>		10	NP	<del>4.0</del> 8.0	<del>4.0</del> 8.0	2.5	2.1
		20	NP	<del>8.0</del> 16.0	<del>8.0</del> 16.0	5.0	4.3
		30	NP	<del>12.0</del> 24.0	<del>12.0</del> 24.0	7.5	6.4
		40	NP	<del>16.0</del> 32.0	<del>16.0</del> 32.0	10.0	8.5
		50	NP	<del>20.0</del> 40.0	<del>20.0</del> 40.0	12.5	10.6
		10	NP	<del>7.5</del> NP	<del>7.5</del> NP	5.5	4.7
		20	NP	<del>15.0</del> NP	<del>15.0</del> NP	11.0	9.4
		30	NP	<del>22.5</del> NP	<del>22.5</del> NP	16.5	14.0
		40	NP	<del>30.0</del> NP	<del>30.0</del> NP	22.0	18.7
		50	NP	<del>37.5</del> NP	<del>37.5</del> NP	27.5	23.4
		10	NP	NP	NP	NP	NP
		20	NP	NP	NP	NP	NP
		30	NP	NP	NP	NP	NP
		40	NP	NP	NP	NP	NP
		50	NP	NP	NP	NP	NP
	Cripple wall below one- or two-story dwelling	10	NP	NP	NP	7.5	6.4
		20	NP	NP	NP	15.0	12.8
		30	NP	NP	NP	22.5	19.1
		40	NP	NP	NP	30.0	25.5
50		NP	NP	NP	37.5	31.9	

For SI: 1 inch = 25.4 mm, 1 foot = 304.8 mm, 1 pound per square foot = 0.0479 kPa.  
NP = Not Permitted.

- a. Linear interpolation shall be permitted.
- b. Wall bracing lengths are based on a soil site class "D." Interpolation of bracing length between the *S<sub>d</sub>* values associated with the seismic design categories shall be permitted when a site-specific *S<sub>d</sub>* value is determined in accordance with Section 1613.2 of the *California Building Code*.
- c. Where the braced wall line length is greater than 50 feet, braced wall lines shall be permitted to be divided into shorter segments having lengths of 50 feet or less, and the amount of bracing within each segment shall be in accordance with this table.

- d. Method LIB shall have gypsum board fastened to not less than one side with nails or screws in accordance with Table R602.3(1) for exterior sheathing or Table R702.3.5 for interior gypsum board. Spacing of fasteners at panel edges shall not exceed 8 inches.
- e. Methods PFG and CS-SFB do not apply in Seismic Design Categories D<sub>0</sub>, D<sub>1</sub> and D<sub>2</sub>.
- f. Where more than one bracing method is used, mixing methods shall be in accordance with Section R602.10.4.1.
- g. ~~Methods GB and PCP braced wall panel h/w ratio shall not exceed 1:1 in SDC D<sub>0</sub>, D<sub>1</sub> and D<sub>2</sub>. Methods DWB, SFB, PBS, and HPS are not permitted in D<sub>0</sub>, D<sub>1</sub> and D<sub>2</sub>.~~

**RATIONALE:**

Due to the high geologic activities in the Southern California area and the expected higher level of performance on buildings and structures, this proposed local amendment increase the length and limits the location where shear walls sheathed with lath, plaster or gypsum board are used in multi-level buildings. In addition, shear walls sheathed with other materials are prohibited in Seismic Design Category D<sub>0</sub>, D<sub>1</sub> and D<sub>2</sub> to be consistent with the design limitation for similar shear walls found in the California Building Code. The poor performance of such shear walls in the 1994 Northridge Earthquake was investigated by the Structural Engineers Association of Southern California (SEAOSC) and the Los Angeles City Task Force and formed the basis for this proposed amendment. Considering that shear walls sheathed with lath, plaster or gypsum board are less ductile than steel moment frames or wood structural panel shear walls, the cities and county of the Los Angeles region has taken the necessary measures to limit the potential structural damage that may be caused by the use of such walls at the lower level of multi-level building that are subject to higher levels of seismic loads.

**FINDINGS:**

Local Geological Conditions – Gardena is a densely populated area having buildings and structures constructed over and near a vast array of fault systems capable of producing major earthquakes, including but not limited to the recent 1994 Northridge Earthquake. Gardena is in Seismic Zones D, E, and F. The proposed modification to increase the length and limit the location where shear walls sheathed with lath, plaster or gypsum board are used will help to ensure that multi-level building will reach its performance objective in resisting higher levels of seismic loads and therefore need to be incorporated into the code to assure that new buildings and structures and additions or alterations to existing buildings or structures are designed and constructed in accordance with the scope and objectives of the California Residential Code.

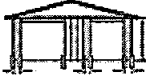
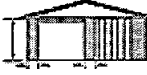



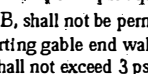
U. Table R602.10.4 of the California Residential Code is amended to read as follows:

TABLE R602.10.4  
BRACING METHODS 1

METHODS, MATERIAL	MINIMUM THICKNESS	FIGURE	CONNECTION CRITERIA <sup>2</sup>		
			Fasteners	Spacing	
Intermittent Bracing Methods	<b>LIB</b> Let-in bracing	1 x 4 wood or approved metal straps at 45° to 60° angles for maximum 16" stud spacing		Wood: 2-8d common nails or 3-8d (2 1/2" long x 0.113" dia.) nails Metal strap: per manufacturer	Wood: per stud and top and bottom plates Metal: per manufacturer
	<b>DWB</b> Diagonal wood boards	3/4" (1" nominal) for maximum 24" stud spacing		2-8d (2 1/2" long x 0.113" dia.) nails or 2 - 1 1/2" long staples	Per stud
	<b>WSP</b> Wood structural panel (See Section R604)	3/8" or 15/32"	8d common (2 1/2" x 0.131) nails 3/8" edge distance to panel edge	Exterior sheathing per Table R602.3(2)	6" edges 12" field
	<b>BV-WSP</b> Wood structural panels with stone or masonry veneer (See Section R602.10.6.5)	7/16"	See Figure R602.10.6.5	8d common (2 1/2" x 0.131) nails	4" at panel edges 12" at intermediate supports 4" at braced wall panel end posts
	<b>SFB</b> Structural fiberboard sheathing	1/2" or 5/8" for maximum 16" stud spacing		1 1/2" long x 0.12" dia. (for 1/2" thick sheathing) 1 7/8" long x 0.12" dia. (for 5/8" thick sheathing) galvanized roofing nails	3" edges 6" field
	<b>GB</b> Gypsum board	1/2"		Nails or screws per Table R602.3(1) for exterior locations Nails or screws per Table R702.3.5 for interior locations	For all braced wall panel locations: 7" edges (including top and bottom plates) 7" field
	<b>PBS</b> Particleboard sheathing (See Section R605)	3/8" or 1/2" for maximum 16" stud spacing		For 3/8" 6d common (2" long x 0.113" dia.) nails For 1/2" 8d common (2 1/2" long x 0.131" dia.) nails	3" edges 6" field
	<b>PCP</b> Portland cement plaster	See Section R703.7 for maximum 16" stud spacing		1 1/2" long, 11" gage, 7/16" dia. head nails or 7/8" long, 16 gage staples	6" o.c. on all framing members
	<b>HPS</b> Hardboard panel siding	3/16" for maximum 16" stud spacing		0.092" dia., 0.225" dia. head nails with length to accommodate 1 1/2" penetration into studs	4" edges 8" field
	<b>ABW</b> Alternate braced wall	3/8"		See Section R602.10.6.1	See Section R602.10.6.1

(continued)

TABLE R602.10.4—continued  
BRACING METHODS<sup>f</sup>

METHODS, MATERIAL	MINIMUM THICKNESS	FIGURE	CONNECTION CRITERIA <sup>g</sup>		
			Fasteners	Spacing	
Intermittent Bracing Methods	PFH Portal frame with hold-downs	$\frac{3}{8}$ "		See Section R602.10.6.2	See Section R602.10.6.2
	PFG Portal frame at garage	$\frac{7}{16}$ "		See Section R602.10.6.3	See Section R602.10.6.3
Continuous Sheathing Methods	CS-WSP Continuously sheathed wood structural panel	$\frac{3}{8}$ " $\frac{15}{32}$ "		8d common (2 1/2" x 0.131) nails 3/8" edge distance to panel edge Exterior sheathing per Table R602.3(3) Interior sheathing per Table R602.3(1) or R602.3(2)	6" edges 12" field Varies by fastener 6" edges 12" field
	CS-G <sup>h</sup> Continuously sheathed wood structural panel adjacent to garage openings	$\frac{3}{8}$ " $\frac{15}{32}$ "		See Method CS-WSP	See Method CS-WSP
	CS-PF Continuously sheathed portal frame	$\frac{7}{16}$ " $\frac{15}{32}$ "		See Section R602.10.6.4	See Section R602.10.6.4
	CS-SFB <sup>i</sup> Continuously sheathed structural fiberboard	$\frac{1}{2}$ " or $\frac{25}{32}$ " for maximum 16" stud spacing		$1\frac{1}{2}$ " long x 0.12" dia. (for $\frac{1}{2}$ " thick sheathing) $1\frac{3}{4}$ " long x 0.12" dia. (for $\frac{25}{32}$ " thick sheathing) galvanized roofing nails	3" edges 6" field

<sup>f</sup>For SI: 1 inch = 25.4 mm, 1 foot = 304.8 mm, 1 degree = 0.0175 rad, 1 pound per square foot = 47.8 N/m<sup>2</sup>, 1 mile per hour = 0.447 m/s.

- a. Adhesive attachment of wall sheathing, including Method GB, shall not be permitted in Seismic Design Categories C, D<sub>0</sub>, D<sub>1</sub> and D<sub>2</sub>.
- b. Applies to panels next to garage door opening where supporting gable end wall or roof load only. Shall only be used on one wall of the garage. In Seismic Design Categories D<sub>0</sub>, D<sub>1</sub> and D<sub>2</sub>, roof covering dead load shall not exceed 3 psf.
- c. Garage openings adjacent to a Method CS-G panel shall be provided with a header in accordance with Table R602.5(1). A full-height clear opening shall not be permitted adjacent to a Method CS-G panel.
- d. Method CS-SFB does not apply in Seismic Design Categories D<sub>0</sub>, D<sub>1</sub> and D<sub>2</sub>.
- e. Method applies to detached one- and two-family dwellings in Seismic Design Categories D<sub>0</sub> through D<sub>2</sub> only.
- f. Methods GB and PCP braced wall panel h/w ratio shall not exceed 1:1 in SDC D<sub>0</sub>, D<sub>1</sub>, or D<sub>2</sub>. Methods LIB, DWB, SFB, PBS, HPS, and PFG are not permitted in SDC D<sub>0</sub>, D<sub>1</sub>, or D<sub>2</sub>.
- g. Use of staples in braced wall panels shall be prohibited in SDC D<sub>0</sub>, D<sub>1</sub>, or D<sub>2</sub>.

**RATIONALE:**

3/8" thick 3 ply-plywood shear walls experienced many failures during the Northridge Earthquake. Box nails were observed to cause massive and multiple failures of the typical 3/8" thick 3-ply plywood during the Northridge Earthquake. This proposed amendment specifies minimum sheathing thickness, nail size and spacing so as to provide a uniform standard of construction for designers and buildings to follow. This is intended to improve the performance level of buildings and structures that are subject to the higher seismic demands and reduce and limit potential damages to property. This proposed amendment reflects the recommendations by the Structural Engineers Association of Southern California (SEAOSC) and the Los Angeles City Joint Task Force that investigated the poor performance observed in 1994 Northridge Earthquake.

In September 2007, limited cyclic testing was conducted by a private engineering firm to determine if wood structural panels fastened with staples would exhibit the same behavior as the wood structural panels fastened with common nails. The test result revealed that wood structural panel fastened with staples appeared to be much lower in strength and stiffness than wood structural panels fastened with common nails. It was recommended that the use of staples as fasteners for wood structural panel shear walls or diaphragms not be permitted to resist seismic forces in structures assigned to Seismic Design Category D<sub>0</sub>, D<sub>1</sub> and D<sub>2</sub> unless it can be substantiated by cyclic testing.

**FINDINGS:**

Local Geological Conditions – Gardena is a densely populated area having buildings and structures constructed over and near a vast array of fault systems capable of producing major earthquakes, including but not limited to the recent 1994 Northridge Earthquake. Gardena is in Seismic Zones D, E, and F. The proposed modification to place design and construction limits on stapled nail fasteners used in wood structural panel shear walls not substantiated with cyclic testing and requiring minimum sheathing thickness and nailing type and size will help to maintain minimum quality of construction and performance standards of structures and therefore need to be incorporated into the code to assure that new buildings and additions to existing buildings are designed and constructed in accordance with the scope and objectives of the California Residential Code.

V. Table R602.10.5 of the California Residential Code is amended to read as follows:

**TABLE R602.10.5  
MINIMUM LENGTH OF BRACED WALL PANELS**

METHOD (See Table R602.10.4)		MINIMUM LENGTH* (inches)					CONTRIBUTING LENGTH (inches)
		Wall Height					
		8 feet	9 feet	10 feet	11 feet	12 feet	
DWB, WSP, SFB, PBS, PCP, HPS, BV-WSP		48	48	48	53	58	Actual <sup>b</sup>
GB		48	48	48	53	58	Double sided = Actual Single sided = 0.5 × Actual
LIB		55	62	69	NP	NP	Actual <sup>b</sup>
ABW	SDC A, B and C, ultimate design wind speed < 140 mph	28	32	34	38	42	48
	SDC D <sub>0</sub> , D <sub>1</sub> and D <sub>2</sub> , ultimate design wind speed < 140 mph	32	32	34	NP	NP	
CS-G		24	27	30	33	36	Actual <sup>b</sup>
CS-WSP, CS-SFB	Adjacent clear opening height (inches)						Actual <sup>b</sup>
	≤ 64	24	27	30	33	36	
	68	26	27	30	33	36	
	72	27	27	30	33	36	
	76	30	29	30	33	36	
	80	32	30	30	33	36	
	84	35	32	32	33	36	
	88	38	35	33	33	36	
	92	43	37	35	35	36	
	96	48	41	38	36	36	
	100	—	44	40	38	38	
	104	—	49	43	40	39	
	108	—	54	46	43	41	
	112	—	—	50	45	43	
	116	—	—	55	48	45	
	120	—	—	60	52	48	
	124	—	—	—	56	51	
128	—	—	—	61	54		
132	—	—	—	66	58		
136	—	—	—	—	62		
140	—	—	—	—	66		
144	—	—	—	—	72		
METHOD (See Table R602.10.4)		Portal header height					
		8 feet	9 feet	10 feet	11 feet	12 feet	
PFH	Supporting roof only	<del>16</del> 24	<del>16</del> 24	<del>16</del> 24	Note c	Note c	48
	Supporting one story and roof	24	24	24	Note c	Note c	
PFG		24	27	30	Note d	Note d	1.5 × Actual <sup>b</sup>
CS-PF	SDC A, B and C	16	18	20	Note e	Note e	1.5 × Actual <sup>b</sup>
	SDC D <sub>0</sub> , D <sub>1</sub> and D <sub>2</sub>	<del>16</del> 24	<del>18</del> 24	<del>20</del> 24	Note e	Note e	Actual <sup>b</sup>

For SI: 1 inch = 25.4 mm, 1 foot = 304.8 mm, 1 mile per hour = 0.447 m/s.

NP = Not Permitted.

- a. Linear interpolation shall be permitted.
- b. Use the actual length where it is greater than or equal to the minimum length.
- c. Maximum header height for PFH is 10 feet in accordance with Figure R602.10.6.2, but wall height shall be permitted to be increased to 12 feet with pony wall.
- d. Maximum header height for PFG is 10 feet in accordance with Figure R602.10.6.3, but wall height shall be permitted to be increased to 12 feet with pony wall.
- e. Maximum header height for CS-PF is 10 feet in accordance with Figure R602.10.6.4, but wall height shall be permitted to be increased to 12 feet with pony wall.

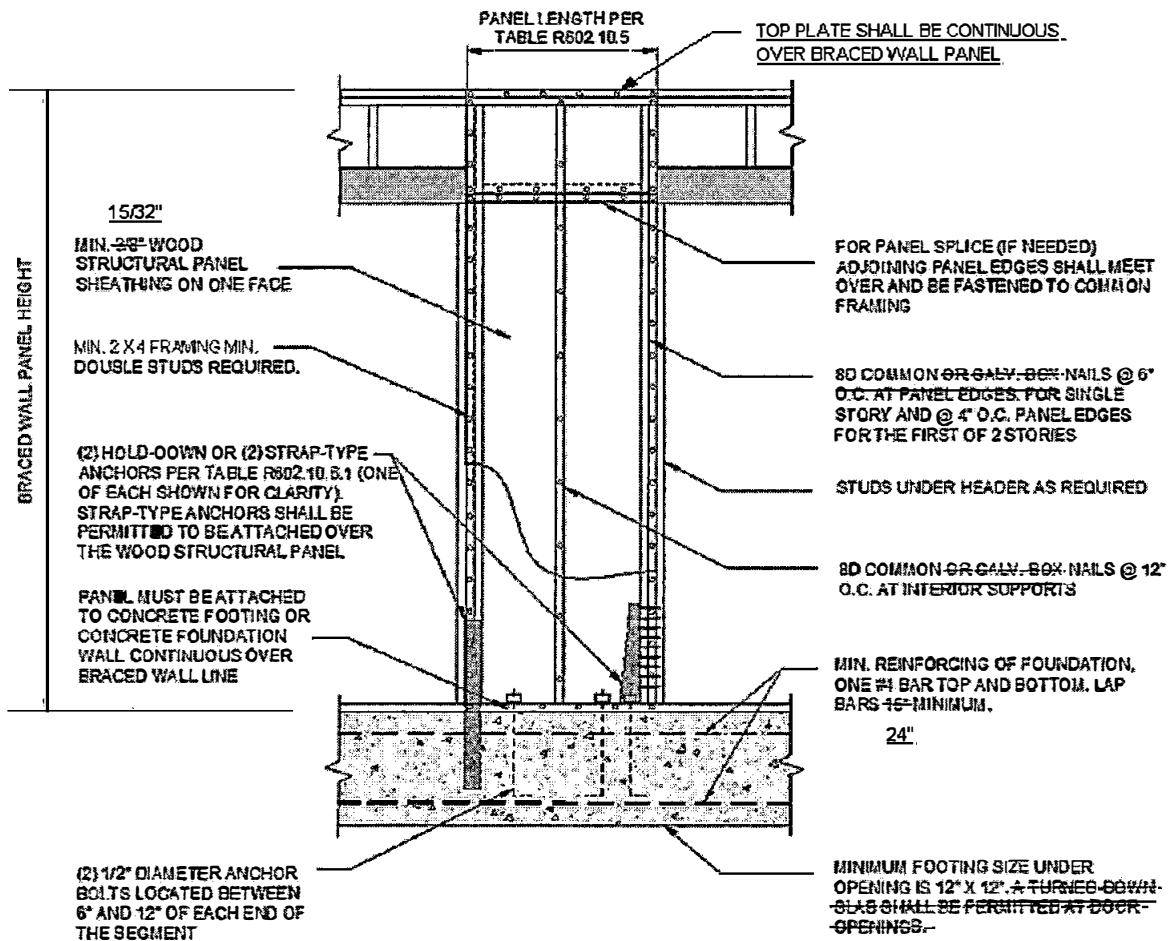
**RATIONALE:**

It was observed by the Structural Engineer Association of Southern California (SEAOSC) and the Los Angeles City Task Force that high aspect ratio shear walls experienced many failures during the 1994 Northridge Earthquake. This proposed amendment provides a uniform standard of construction for designers and buildings to follow. This is intended to improve the performance level of buildings and structures that are subject to the higher seismic demands and reduce and limit potential damages to property. This proposed amendment is consistent with an amendment adopted during the previous code adoption cycle for the California Residential Code.

**FINDINGS:**

Local Geological Conditions – Gardena is a densely populated area having buildings and structures constructed over and near a vast array of fault systems capable of producing major earthquakes, including but not limited to the recent 1994 Northridge Earthquake. Gardena is in Seismic Zones D, E, and F. The proposed modification ensures that the structural integrity with respect to “maximum shear wall aspect ratios” is maintained, therefore need to be incorporated into the code to assure that new buildings and additions to existing buildings are designed and constructed in accordance with the scope and objectives of the California Residential Code.

W. Figure R602.10.6.1 of the California Residential Code is amended to read as follows:



**FIGURE R602.10.6.1  
METHOD ABW—ALTERNATE BRACED WALL PANEL**

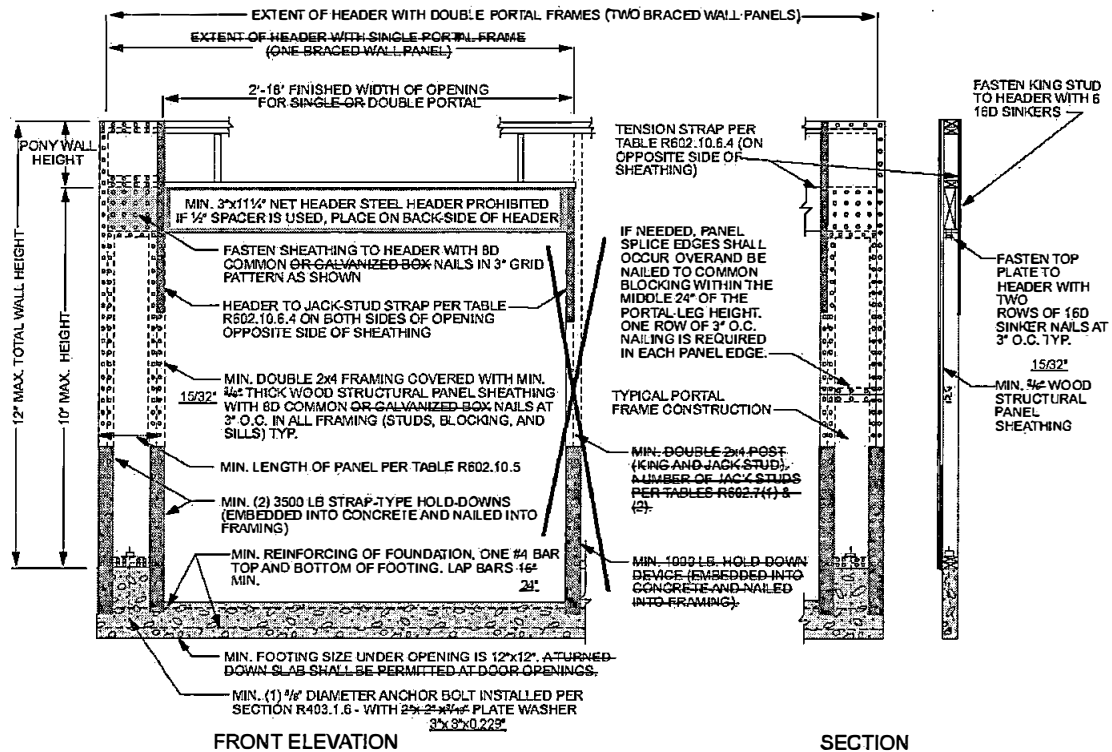
**RATIONALE:**

3/8" thick 3 ply-plywood shear walls experienced many failures during the Northridge Earthquake. Box nails were observed to cause massive and multiple failures of the typical 3/8" thick 3-ply plywood during the Northridge Earthquake. This proposed amendment specifies minimum sheathing thickness, nail size and spacing so as to provide a uniform standard of construction for designers and buildings to follow. This is intended to improve the performance level of buildings and structures that are subject to the higher seismic demands and reduce and limit potential damages to property. This proposed amendment reflects the recommendations by the Structural Engineers Association of Southern California (SEAOSC) and the Los Angeles City Joint Task Force that investigated the poor performance observed in 1994 Northridge Earthquake.

**FINDINGS:**

Local Geological Conditions – Gardena is a densely populated area having buildings and structures constructed over and near a vast array of fault systems capable of producing major earthquakes, including but not limited to the recent 1994 Northridge Earthquake. Gardena is in Seismic Zones D, E, and F. The proposed modification requiring minimum sheathing thickness and nailing type and size will help to maintain minimum quality of construction and performance standards of structures and therefore need to be incorporated into the code to assure that new buildings and additions to existing buildings are designed and constructed in accordance with the scope and objectives of the California Residential Code.

X. Figure R602.10.6.2 of the California Residential Code is amended to read as follows:



For SI: 1 inch = 25.4 mm, 1 foot = 304.8 mm.

**FIGURE R602.10.6.2**  
**METHOD PFH—PORTAL FRAME WITH HOLD-DOWNS**  
**AT DETACHED GARAGE DOOR OPENINGS**

**RATIONALE:**

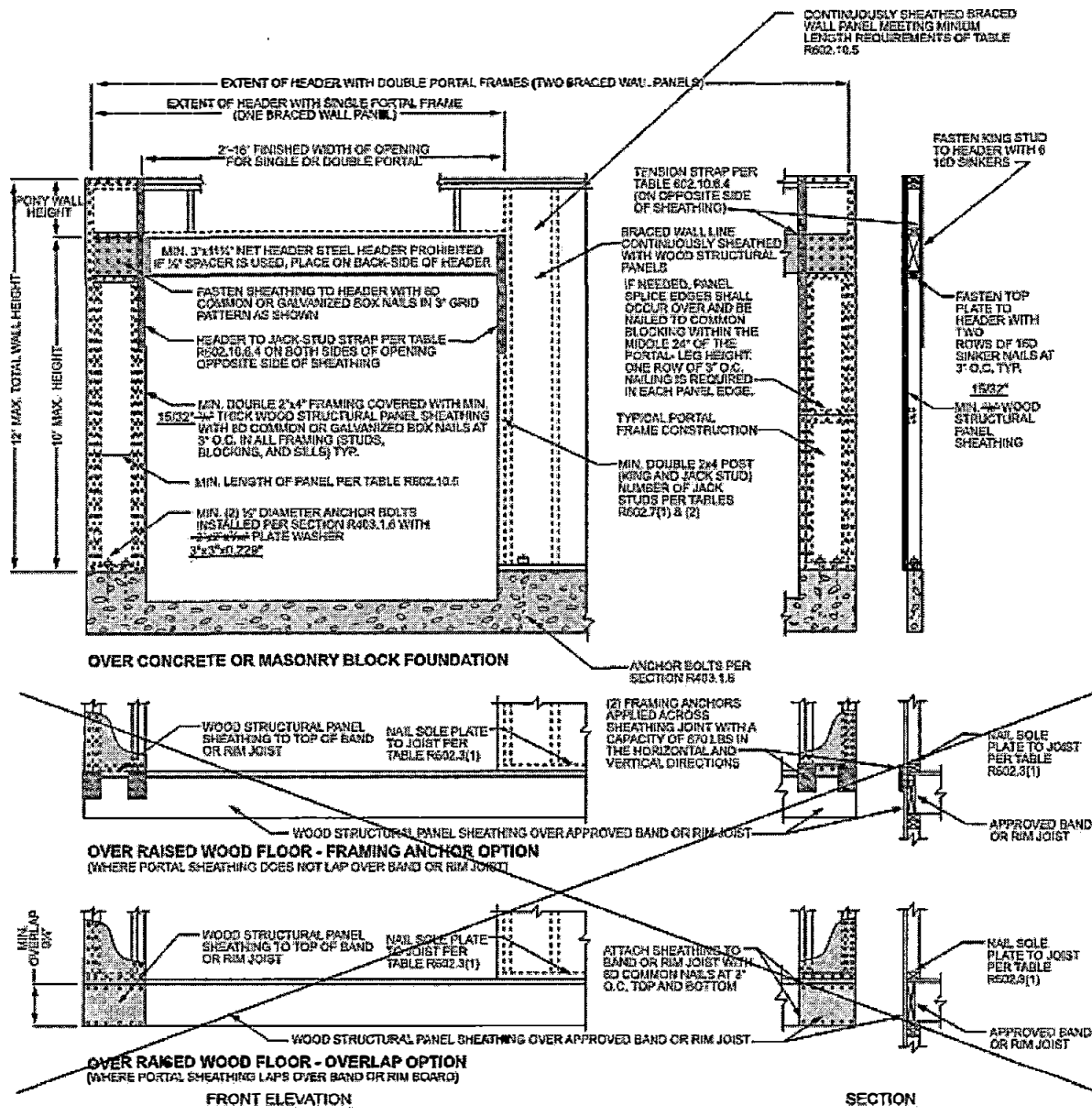
3/8" thick 3 ply-plywood shear walls experienced many failures during the Northridge Earthquake. Box nails were observed to cause massive and multiple failures of the typical 3/8" thick 3-ply plywood during the Northridge Earthquake. This proposed amendment specifies minimum sheathing thickness, nail size and spacing so as to provide a uniform

standard of construction for designers and buildings to follow. This is intended to improve the performance level of buildings and structures that are subject to the higher seismic demands and reduce and limit potential damages to property. This proposed amendment reflects the recommendations by the Structural Engineers Association of Southern California (SEAOSC) and the Los Angeles City Joint Task Force that investigated the poor performance observed in 1994 Northridge Earthquake.

**FINDINGS:**

Local Geological Conditions – Gardena is a densely populated area having buildings and structures constructed over and near a vast array of fault systems capable of producing major earthquakes, including but not limited to the recent 1994 Northridge Earthquake. The proposed modification requiring minimum sheathing thickness and nailing type and size will help to maintain minimum quality of construction and performance standards of structures and therefore need to be incorporated into the code to assure that new buildings and additions to existing buildings are designed and constructed in accordance with the scope and objectives of the California Residential Code.

Y. Figure R602.10.6.4 of the California Residential Code is amended to read as follows:



For SI: 1 inch = 25.4 mm, 1 foot = 304.8 mm.

FIGURE R602.10.6.4  
METHOD CS-PF—CONTINUOUSLY SHEATHED PORTAL FRAME PANEL CONSTRUCTION

**RATIONALE:**

3/8" thick 3 ply-plywood shear walls experienced many failures during the Northridge Earthquake. Box nails were observed to cause massive and multiple failures of the typical 3/8" thick 3-ply plywood during the Northridge Earthquake. This proposed amendment specifies minimum sheathing thickness, nail size and spacing so as to provide a uniform standard of construction for designers and buildings to follow. This is intended to improve the performance level of buildings and structures that are subject to the higher seismic

demands and reduce and limit potential damages to property. This proposed amendment reflects the recommendations by the Structural Engineers Association of Southern California (SEAOSC) and the Los Angeles City Joint Task Force that investigated the poor performance observed in 1994 Northridge Earthquake.

**FINDINGS:**

Local Geological Conditions – Gardena is a densely populated area having buildings and structures constructed over and near a vast array of fault systems capable of producing major earthquakes, including but not limited to the recent 1994 Northridge Earthquake. The proposed modification requiring minimum sheathing thickness and nailing type and size will help to maintain minimum quality of construction and performance standards of structures and therefore need to be incorporated into the code to assure that new buildings and additions to existing buildings are designed and constructed in accordance with the scope and objectives of the California Residential Code.

Z. Section R606.4.4 of the California Residential Code is amended to read as follows:

**R606.4.4 Parapet walls.** ~~Unreinforced solid masonry parapet walls shall not be less than 8 inches (203 mm) thick and their height shall not exceed four times their thickness. Unreinforced hollow unit masonry parapet walls shall be not less than 8 inches (203 mm) thick, and their height shall not exceed three times their thickness. Masonry parapet walls in areas subject to wind loads of 30 pounds per square foot (1.44 kPa) or located Used in Seismic Design Category D<sub>0</sub>, D<sub>1</sub> or D<sub>2</sub>, or on townhouses in Seismic Design Category C shall be reinforced in accordance with Section R606.12.~~

**RATIONALE:**

The addition of the word "Used" will prevent the use of unreinforced parapets in Seismic Design Categories D<sub>0</sub>, D<sub>1</sub>, D<sub>2</sub> or F.

**FINDINGS:**

Local Geological Conditions – Gardena is a densely populated area having buildings and structures constructed over and near a vast array of fault systems capable of producing major earthquakes, including but not limited to the recent 1994 Northridge Earthquake. Gardena is in Seismic Zones D, E, and F. The proposed modification to not allow the use of unreinforced masonry is intended to prevent non-ductile failures and sudden structural collapses and therefore needs to be incorporated into the code to assure that new buildings and structures and additions or alterations to existing buildings or structures are designed and constructed in accordance with the scope and objectives of the California Residential Code.

AA. Section R606.12.2.2.3 of the California Residential Code is amended to read as follows:

**R606.12.2.2.3 Reinforcement requirements for masonry elements.** Masonry elements listed in Section R606.12.2.2 shall be reinforced in either the horizontal or vertical direction as shown in Figure ~~R606.11(2)~~ R606.11(3) and in accordance with the following:

1. Horizontal reinforcement. Horizontal joint reinforcement shall consist of ~~at least two longitudinal W1.7 wires spaced not more than 16 inches (406 mm) for walls greater than 4 inches (102 mm) in width and at least one longitudinal W1.7 wire spaced not more than 16 inches (406 mm) for walls not exceeding 4 inches (102 mm) in width; or~~ at least one No. 4 bar spaced not more than 48 inches (1219 mm). ~~Where two longitudinal wires of joint reinforcement are used, the space between these wires shall be the widest that the mortar joint will accommodate.~~ Horizontal reinforcement shall be provided within 16 inches (406 mm) of the top and bottom of these masonry elements.
2. Vertical reinforcement. Vertical reinforcement shall consist of at least one No. 4 bar spaced not more than 48 inches (1219 mm). Vertical reinforcement shall be within ~~16~~ inches (406~~203~~ mm) of the ends of masonry walls.

**RATIONALE:**

Reinforcement using longitudinal wires for buildings and structures located in high seismic areas are deficient and not as ductile as deformed rebar. Having vertical reinforcement closer to the ends of masonry walls help to improve the seismic performance of masonry buildings and structures.

**FINDINGS:**

Local Geological Conditions – Gardena is a densely populated area having buildings and structures constructed over and near a vast array of fault systems capable of producing major earthquakes, including but not limited to the recent 1994 Northridge Earthquake. Gardena is in Seismic Zones D, E, and F. The proposed modification to increase reinforcements will ensure that the ductility requirements for buildings in high seismic region meet the intent of the code and limit potential property damages and therefore need to be incorporated into the code to assure that new buildings and structures and additions or alterations to existing buildings or structures are designed and constructed in accordance with the scope and objectives of the California Residential Code.

- BB. Section R803.2.4 is added to Chapter 8 of the California Residential Code to read as follows:

**R803.2.4 Openings in horizontal diaphragms.** Openings in horizontal diaphragms shall conform with Section R503.2.4.

**RATIONALE:**

Reinforcement using longitudinal wires for buildings and structures located in high seismic areas are deficient and not as ductile as deformed rebar. Having vertical reinforcement

closer to the ends of masonry walls help to improve the seismic performance of masonry buildings and structures.

**FINDINGS:**

Local Geological Conditions – Gardena is a densely populated area having buildings and structures constructed over and near a vast array of fault systems capable of producing major earthquakes, including but not limited to the recent 1994 Northridge Earthquake. Gardena is in Seismic Zones D, E, and F. The proposed modification to increase reinforcements will ensure that the ductility requirements for buildings in high seismic region meet the intent of the code and limit potential property damages and therefore need to be incorporated into the code to assure that new buildings and structures and additions or alterations to existing buildings or structures are designed and constructed in accordance with the scope and objectives of the California Residential Code.

CC. Section R902.1.3 of the California Residential Code is amended to read as follows:

**R902.1.3 Roof coverings within all other areas.** The entire roof covering of every existing structure where more than 50 percent of the total roof is replaced within any one-year period, the entire roof covering of every new structure and any roof covering applied in the alteration, repair or replacement of the roof of every existing structure shall be a fire-retardant roof covering that is at least a Class C "B" Fire Rated assembly.

**RATIONALE:**

Requirements for roofing materials to have a Class-B fire rating for both new roof and re-roofing applications shall be Class-B rating This is consistent with the recommendations of the Los Angeles County Fire Department, Cal Fire and The Insurance Institute the on roofing fire safety. Roofs with a Class-B fire rating have proven more effective in resisting ignition from flying embers than a "C" rating.

**FINDINGS:**

Local Geological Conditions – Gardena is a densely populated and dense industrial area. The high density can allow fire to spread quickly from roof to roof. Gardena is located in a special wind zone as defined by the California Building Code. The jurisdiction of Gardena is located in a semi-arid Mediterranean type climate. It annually experiences extended periods of high temperatures with little or no precipitation. Hot, dry (Santa Ana) winds, which may reach speeds of 110 M.P.H. or greater.

DD. Section R905.3.1 of the California Building Code is amended to read as follows:

**R905.3.1 Deck requirements.** Concrete and clay tile shall be installed only over solid sheathing ~~or spaced structural sheathing boards.~~

**Exception:** ~~Spaced lumber shall be permitted in Seismic Design Categories A, B, and C.~~

**RATIONALE:**

Section R905.3.1 is amended to require concrete and clay tiles to be installed only over solid sheathing. The change is necessary because there were numerous observations of tile roofs pulling away from wood framed buildings following the 1994 Northridge Earthquake. The SEAOSC/LA City Post Northridge Earthquake committee findings indicated significant problems with tile roofs was due to inadequate design and/or construction. Therefore, the amendment is needed to minimize such occurrences in the event of future significant earthquakes.

**FINDINGS:**

Local Geological Conditions – Gardena is a densely populated area having buildings and structures constructed over and near a vast array of fault systems capable of producing major earthquakes, including but not limited to the 1994 Northridge Earthquake, the 1987 Whittier Narrows Earthquake, the 1971 San Fernando Earthquake and the 1933 Long Beach Earthquake. Gardena is in Seismic Zones D, E, and F. This amendment will reduce the failure of concrete and clay tile roofs during a significant earthquake and is in accordance with the scope and objectives of the California Building Code.

- EE. Chapter 10, Chimneys and Fireplaces, of the California Residential Code is deleted and a new Chapter 10 is added to read as follows:

**In accordance with SCAQMD's Rule 445:**

Beginning March 9, 2009, permanent indoor and outdoor wood-burning devices (such as fireplaces and stoves) cannot be installed in new developments. However, open-hearth fireplaces with gas or alcohol fuel based log sets or other popular design features that do not use wood -- such as flames in river rock or broken glass -- are allowed.

As of September 2008, permanent indoor and outdoor wood-burning devices can only be sold or installed in existing homes and businesses if it meets one of these cleaner options:

- Dedicated gaseous-fueled fireplace;
- U.S. EPA certified fireplace insert or stove;
- Pellet-fueled wood-burning heater; or
- Masonry heater (not an open-hearth wood-burning fireplace).

**RATIONALE:**

SCAQMD's Rule 445 overrides the CA Building Code

**FINDINGS:**

Local Geological Conditions –To be in conformance with the SCAQMD

**Section A0103.3 of Appendix O of the California Residential Code is added to**

FF. Section A0103.3 of Appendix O of the California Residential Code is added to read as follows:

**A0103.3 Vehicular gates or other barriers across required fire apparatus access roads.** The installation of gates or other barriers across a required fire apparatus access road shall comply with the requirements set forth in the 2019 California Fire Code Section 503.6 or the Latest edition of the Los Angeles County Fire Code and have approved key boxes.

**RATIONALE:**

Align Code sections, to make the sections consistent

**FINDINGS:**

Align Code sections, to make the sections consistent

GG. The definition of "Private Pool" in Section AV100.1 of Appendix V of the California Residential Code is added to read as follows:

**PRIVATE POOL.** is any constructed pool, permanent or portable, and over 18 inches deep which is intended for non-commercial use as swimming pool by not more than three owner families and their guests.

**RATIONALE:**

Definitions in Model code deficient

**FINDINGS:**

Definitions in Model code deficient

HH. Section AV100.3 is amended by adding a section 6 to read as follows:

6. If such lot or premises upon which such pool is located is vacant or unoccupied, all gates or doors opening into the area where such pool is located shall be kept securely locked at all times during such vacancy or non-occupancy, whether such pool is empty or filled.

**15.04.050 [Repealed]**

**15.04.060 Amendment of Part 11, California Building Standards Code**

A. Section 4.106.4.2 of the California Green Building Standards Code is amended to read as follows:

**4.106.4.2 New multifamily dwellings.** If residential parking is available, ~~ten (10)~~ twenty-five (25) percent of the total number of parking spaces on a building site,

provided for all types of parking facilities, shall be electric vehicle charging spaces (EV spaces) capable of supporting future EVSE and five (5) percent of the total number of parking spaces on a building site, provided for all types of parking facilities, shall be electric vehicle charging stations (EVCS). Calculations for the required number of EV spaces and EVCS shall be rounded up to the nearest whole number.

**Notes:**

1. Construction documents are intended to demonstrate the project's capability and capacity for facilitating future EV charging.
2. There is no requirement for EV spaces to be constructed or available until EV chargers are installed for use.

**RATIONALE:**

This proposed amendment requires a certain percentage of parking stalls to be provided with EV charging space capable of supporting future EVSE and EV charging station. Increasing the number of EV charging space or station will allow both the community and residents to benefit from reduced local air and noise pollution, combat climate change, and improve their health and lifestyle.

**FINDINGS:**

Local Climatic Condition – Gardena is a densely populated area having buildings and structures constructed within heavily traveled traffic corridors and highways, near and within the proximity of airports and/or ports, near the ocean, and within flood prone areas. This impacts the quality of the air, causes higher decibel noise level, and increases the risk of rising sea or flood levels. The proposed modification to increase the number of EV charging space and station will help to address and significantly reduce local air and noise pollutions, greenhouse gas emissions, and will improve the health and welfare of the region's residents, businesses and visitors and reduce the rise in sea or flood levels that could put at risk the region's homes and businesses, public facilities, airports and/or ports. Therefore, this amendment needs to be incorporated into the code to assure that new buildings and structures and additions or alterations to existing buildings or structures are designed and constructed in accordance with the scope and objectives of the California Green Building Standards Code.

B. Section 4.106.4.3, Section 4.106.4.3.1 and Table 4.106.4.3.1 of the California Green Building Standards Code are amended to read as follows:

**4.106.4.3 New hotels and motels.** All newly constructed hotels and motels shall provide EV spaces capable of supporting future installation of EVSE and EVCS. The construction documents shall identify the location of the EV spaces and EVCS.

**Notes:**

1. Construction documents are intended to demonstrate the project's capability and capacity for facilitating future EV charging.

2. There is no requirement for EV spaces to be constructed or available until EV chargers are installed for use.

**4.106.4.3.1 Number of required EV spaces and EVCS.** The number of required EV spaces and EVCS shall be based on the total number of parking spaces provided for all type of parking facilities in accordance with Table 4.106.4.3.1. Calculation for the required number of EV spaces and EVCS shall be rounded up to the nearest whole number.

TABLE 4.106.4.3.1

TOTAL NUMBER OF PARKING SPACES	NUMBER OF REQUIRED EV SPACES	NUMBER OF REQUIRED EVCS
0-9	0	0
10-25	1 3	1
26-50	2 7	2
51-75	4 13	3
76-100	5 19	4
101-150	7 26	6
151-200	10 38	8
201 and over	6 25 percent of total	5 percent of total

**RATIONALE:**

This proposed amendment requires a certain percentage of parking stalls to be provided with EV charging space capable of supporting future EVSE and EV charging station. Increasing the number of EV charging space or station will allow both the community and residents to benefit from reduced local air and noise pollution, combat climate change, and improve their health and lifestyle.

**FINDINGS:**

Local Climatic Condition – Gardena is a densely populated area having buildings and structures constructed within heavily traveled traffic corridors and highways, near and within the proximity of airports and/or ports, near the ocean, and within flood prone areas. This impacts the quality of the air, causes higher decibel noise level, and increases the risk of rising sea or flood levels. The proposed modification to increase the number of EV charging space and station will help to address and significantly reduce local air and noise pollutions, greenhouse gas emissions, and will improve the health and welfare of the region’s residents, businesses and visitors and reduce the rise in sea or flood levels that could put at risk the region’s homes and businesses, public facilities, airports and/or ports. Therefore, this amendment needs to be incorporated into the code to assure that new buildings and structures and additions or alterations to existing buildings or structures are designed and constructed in accordance with the scope and objectives of the California Green Building Standards Code.

C. Section A4.106.5, Table A4.106.5.1(1), Table A4.106.5.1(2), Table A4.106.5.1(3), and Table A4.106.5.1(4) are added to the California Green Building Standards Code to read as follows:

**A4.106.5 Cool roof for reduction of heat island effect.** All roofing materials for buildings in Gardena shall comply with this section:

Exceptions:

1. Roof constructions that have a thermal mass over the roof membrane including areas of vegetated (green) roofs, weighing at least 25 lbs/sf.
2. Roof areas covered by building integrated solar photovoltaic panels and building integrated solar thermal panels.

**TABLE A4.106.5.1(1)**  
**TIER 1 – LOW-RISE RESIDENTIAL**

ROOF SLOPE	CLIMATE ZONE	MINIMUM 3-YEAR AGED SOLAR REFLECTANCE	THERMAL EMITTANCE	SRI
≤ 2:12	<del>13 &amp; 15</del>	0.63	0.75	75
> 2:12	<del>10 – 15</del>	0.20	0.75	16

**TABLE A4.106.5.1(2)**  
**TIER 2 – LOW-RISE RESIDENTIAL**

ROOF SLOPE	CLIMATE ZONE	MINIMUM 3-YEAR AGED SOLAR REFLECTANCE	THERMAL EMITTANCE	SRI
≤ 2:12	<del>2, 4, 6 – 15</del>	<del>0.65</del> 0.68	85	<del>78</del> 82
> 2:12	<del>2, 4, 6 – 15</del>	<del>0.23</del> 0.28	85	<del>20</del> 27

**TABLE A4.106.5.1(3)**  
**TIER 1 – HIGH-RISE RESIDENTIAL BUILDINGS, HOTELS, AND MOTELS**

ROOF SLOPE	CLIMATE ZONE	MINIMUM 3-YEAR AGED SOLAR REFLECTANCE	THERMAL EMITTANCE	SRI
≤ 2:12	<del>9, 10, 11, 13, 14, 15</del>	0.550.63	0.75	<del>6475</del>
> 2:12	<del>2–15</del>	0.20	0.75	16

**TABLE A4.106.5.1(4)**  
**TIER 2 – HIGH-RISE RESIDENTIAL BUILDINGS, HOTELS, AND MOTELS**

ROOF SLOPE	CLIMATE ZONE	MINIMUM 3-YEAR AGED SOLAR REFLECTANCE	THERMAL EMITTANCE	SRI
≤ 2:12	<del>2–15</del>	0.650.68	0.750.85	<del>7882</del>
> 2:12	<del>2–15</del>	0.230.28	0.750.85	<del>2027</del>

The Balance of the section remains unaltered.

**RATIONALE:**

Rated roofs lower urban air temperatures by reducing the amount of heat transferred from roofs to the air, mitigating the urban heat island effect.

**FINDINGS:**

Local Climatic Condition – Gardena is a densely populated area having buildings and structures constructed in a tight area. This creates a heat sink. In Gardena, based on the moderate climate more cooling days are required than heating days.

D. Section 5.106.5.3.3 and Table 5.106.5.3.3 of the California Green Building Standards Code are amended to read as follows:

**5.106.5.3.3 EV charging space and charging station calculation. (N)** Table 5.106.5.3.3 shall be used to determine if single or multiple charging space requirements apply for the future installation of EVSE and EVCS. Calculations for the required number of EV charging spaces and EVCS shall be rounded up to the nearest whole number.

**Exceptions:** On a case-by-case basis where the local enforcing agency has determined EV charging and infrastructure is not feasible based upon one or more of the following conditions:

1. Where there is insufficient electrical supply.
2. Where there is evidence suitable to the local enforcing agency substantiating that additional local utility infrastructure design requirements, directly related to the implementation of Section 5.106.5.3, may adversely impact the construction cost of the project.

**TABLE 5.106.5.3.3**

TOTAL NUMBER OF ACTUAL PARKING SPACES	NUMBER OF REQUIRED EV CHARGING SPACES	NUMBER OF REQUIRED EVCS
0-9	0	0
10-25	1 3	1
26-50	2 7	2
51-75	4 13	3
76-100	5 19	4
101-150	7 26	6
151-200	10 38	8
201 and over	6 25 percent of total 4	5 percent of total

~~1. Calculation for spaces shall be rounded up to the nearest whole number.~~

**RATIONALE:**

This proposed amendment requires a certain percentage of parking stalls to be provided with EV charging space capable of supporting future EVSE and EV charging station. Increasing the number of EV charging space or station will allow both the community and residents to benefit from reduced local air and noise pollution, combat climate change, and improve their health and lifestyle.

**FINDINGS:**

Local Climatic Condition – Gardena is a densely populated area having buildings and structures constructed within heavily traveled traffic corridors and highways, near and within the proximity of airports and/or ports, near the ocean, and within flood prone areas. This impacts the quality of the air, causes higher decibel noise level, and increases the risk of rising sea or flood levels. The proposed modification to increase the number of EV charging space and station will help to address and significantly reduce local air and noise pollutions, greenhouse gas emissions, and will improve the health and welfare of the region’s residents, businesses and visitors and reduce the rise in sea or flood levels that could put at risk the region’s homes and businesses, public facilities, airports and/or ports.

Therefore, this amendment needs to be incorporated into the code to assure that new buildings and structures and additions or alterations to existing buildings or structures are designed and constructed in accordance with the scope and objectives of the California Green Building Standards Code.

E. Section A4.303.3 is added to the California Green Building Standards Code to read as follows:

**A4.303.4 Non-water supplied urinals.** Non-water supplied urinals maybe installed, comply with Sections 1101.1 thru 1101.8 of the California Civil Code, whichever is the most restrictive. Where approved, hybrid urinals, as defined in Chapter 2, shall be considered waterless urinals.

**RATIONALE:**

The California Plumbing Code does not currently allow for **Non-water supplied urinals**. But the CA Division of the State Architect, through the Interpretation of Regulations Document IR-P-1, does. California is in and out of Drought conditions Non-water supplied urinals saves a large amount of water, a state goal.

**FINDINGS:**

Local Climatic Condition – Gardena is using this as one of the state required water usage controls.

F. Section A4.407.1 of the California Green Building Standards Code is added as follows:

**A4.407.1 Drainage around foundations.** Install foundation and landscape drains which discharge to a dry well, sump, bioswale or other approved on-site location.

**RATIONALE:**

This proposed amendment requires drains, when installed, to be diverted from flowing, unfiltered, into the Stormwater system.

**FINDINGS:**

Local Climatic Condition – Gardena is using this as one of the state required storm water drainage system controls.

**SECTION 2.** The Community Development Department shall file copies of Resolution No.6424 and Ordinance 1815 with the California Building Standards Commission as required by Health and Safety Code Section 17958.7.

**SECTION 3.** The City Clerk shall certify to the passage and adoption of this resolution; shall cause the same to be entered among the original resolutions of said City; and shall make a minute of the passage and adoption thereof in the records of the proceedings of the City Council of said City in the minutes of the meeting at which the same is passed and adopted.

SECTION 4. This resolution shall be effective immediately.

Passed, approved, and adopted this \_\_\_\_\_ day of \_\_\_\_\_, 2020.

\_\_\_\_\_  
TASHA CERDA, Mayor

ATTEST:

\_\_\_\_\_  
MINA SEMENZA  
City Clerk

APPROVED AS TO FORM:

  
\_\_\_\_\_  
CARMEN VASQUEZ, City Attorney



# City of Gardena

## City Council Meeting

Agenda Item No. 8. C. (1)  
Department: ELECTED and ADMINISTRATIVE OFFICES  
Meeting Date: 02/11/2020  
Ordinance No. 1816

### AGENDA REPORT SUMMARY

TO: THE HONORABLE MAYOR AND CITY COUNCIL


AGENDA TITLE: FIRST READING: ORDINANCE NO. 1816: AMENDING SECTION 5.24.170 OF THE GARDENA MUNICIPAL CODE REGARDING CARD CLUB EMPLOYEE WORK PERMITS

<u>COUNCIL ACTION REQUIRED:</u>	<u>Action Taken</u>
Introduce Ordinance No. 1816	

<u>RECOMMENDATION AND STAFF SUMMARY:</u>
<p>Staff recommends that the City Council review and introduce Ordinance No. 1816, which amends Section 5.24.170 of the Gardena Municipal Code Regarding Card Club Employee Work Permits.</p> <p>The Gardena Municipal Code currently requires all card club employees to obtain work permits from the City.</p> <p>Recent amendments to State law (AB 649) now allow persons who are 18 to 20 years of age to work in card clubs without a work permit provided that they do not perform any duties on the floor of the gambling establishment or in connection with playing of card games.</p> <p>In accordance with these changes in state law, it is recommended that the City Council exempt persons who are 18 to 20 years of age from work permit requirements.</p>

<u>FINANCIAL IMPACT/COST:</u>
None

<u>ATTACHMENT:</u>
Ordinance No. 1816

Submitted by , Clint D. Osorio, City Manager Date 2/6/20

**ORDINANCE NO. 1816**

**AN ORDINANCE OF THE CITY COUNCIL OF THE CITY OF GARDENA, CALIFORNIA, AMENDING SECTION 5.24.170 OF THE GARDENA MUNICIPAL CODE REGARDING CARD CLUB EMPLOYEE WORK PERMITS**

**WHEREAS**, the Gardena Municipal Code currently requires all card club employees to obtain work permits from the City; and

**WHEREAS**, recent amendments to State law allow persons who are 18 to 20 years of age to work in card clubs without a work permit provided that they do not perform any duties on the floor of the gambling establishment or in connection with playing of card games; and

**WHEREAS**, in accordance with these changes in state law, the City Council wishes to exempt persons who are 18 to 20 years of age from work permit requirements.

**NOW THEREFORE, THE CITY COUNCIL OF THE CITY OF GARDENA, CALIFORNIA, DOES HEREBY ORDAIN, AS FOLLOWS:**

**SECTION 1.** Section 5.24.170 of the Gardena Municipal Code is hereby amended to read, as follows:

**5.24.170 Employees – Work permits – Required – Nontransferability.**

A. Any person wishing to work in a card club, in any capacity whatsoever, shall first obtain a work permit from the city. No card club shall employ, in any capacity, any person not having a work permit issued by the city. Notwithstanding the foregoing a person who is 18 to 20 years of age may be employed by a card club without obtaining a work permit in job classifications that entail providing services exclusively off the gaming floor and that are not involved in the play of a controlled game. Persons 18 to 20 years of age shall not be allowed to perform any duties of a card club employee on the floor of the card club establishment or in areas that are identified as restricted access areas to card club employees, including, but not limited to, the cage, count room, surveillance room, security office, vault, and card storage.

B. Work permits shall not be transferred or assigned but shall be valid in all card clubs in the city.

**SECTION 2.** Severability. If any section, subsection, subdivision, paragraph, sentence, clause or phrase of this ordinance, or any part thereof is for any reason held to be unconstitutional, such decision shall not affect the validity of the remaining portion of this ordinance or any part thereof. The City Council hereby declares that it would have passed each section, subsection, subdivision, paragraph, sentence, clause or phrase thereof, irrespective of the fact that any one or more section, subsection, subdivision, paragraph, sentence, clause or phrase be declared unconstitutional.

**SECTION 3.** Certification. The City Clerk shall certify the passage of this ordinance and shall cause the same to be entered in the book of original ordinances of said City; shall make a minute passage and adoption thereof in the records of the meeting at which time the same is passed and adopted; and shall, within fifteen (15) days after the passage and adoption thereof, cause the same, or a summary thereof, to be published as required by law, in a publication of general circulation.

**SECTION 4.** Effective Date. This ordinance shall not become effective or be in force until thirty (30) days from and after the date of its adoption.

Passed, approved, and adopted this \_\_\_\_\_ day of \_\_\_\_\_, 2020

\_\_\_\_\_  
TASHA CERDA, Mayor

ATTEST:

\_\_\_\_\_  
MINA SEMENZA, City Clerk

APPROVED AS TO FORM:

  
\_\_\_\_\_  
CARMEN VASQUEZ, City Attorney



# City of Gardena

## City Council Meeting

Agenda Item No. 8.E. (1)  
Department: POLICE  
Meeting Date: 02/11/2020  
Resolution No. 6432

### AGENDA REPORT SUMMARY

TO: THE HONORABLE MAYOR AND CITY COUNCIL

**AGENDA TITLE: RESOLUTION NO. 6432 APPROVING THE ACCEPTANCE AND AWARD FROM THE STATE OF CALIFORNIA DEPARTMENT OF JUSTICE, OFFICE OF THE ATTORNEY GENERAL, TOBACCO LAW ENFORCEMENT PROGRAM IN THE AMOUNT OF \$74,817.00**

<u>COUNCIL ACTION REQUIRED:</u>	<u>Action Taken</u>
Adopt Resolution No. 6432	

**RECOMMENDATION AND STAFF SUMMARY:**

The Gardena Police Department has received a grant award in the amount of \$74,817.00 from the State of California Department of Justice, Office of the Attorney General, Tobacco Law Enforcement Program. This grant, under the California Healthcare Research and Prevention Tobacco Tax Act of 2016, will support the Department's goal to educate minors regarding the harmful effects of tobacco use, allow for comprehensive enforcement of state and local tobacco laws (including retailer enforcement) and provide funding for overtime costs related to these efforts. The grant term is from December 1, 2019 through June 30, 2022.

As part of the grant requirements, the Police Department executed and submitted a Grant Award Memorandum of Understanding between the City of Gardena and the Department of Justice which outlined the cost reimbursement, budget contingencies, and administration.


Therefore, the Police Department respectfully requests that the City Council adopt Resolution No. 6432 authorizing the City Manager or designated representative (Chief of Police) to accept the \$74,817.00 grant award from the State of California Department of Justice for education and enforcement of tobacco regulations in the City of Gardena.


**FINANCIAL IMPACT/COST:**

There is no General Fund fiscal impact.

**ATTACHMENTS:**

- 1) Resolution No. 6432
- 2) Award Notification letter dated September 30, 2019
- 3) Memorandum of Understanding

Submitted by , Mike Saffell, Chief of Police Date 2/3/20

Concurred by , Clint Osorio, City Manager Date 2/8/20

**RESOLUTION NO. 6432**

**A RESOLUTION OF THE CITY COUNCIL OF THE CITY OF GARDENA, CALIFORNIA, APPROVING THE ACCEPTANCE AND AWARD FROM THE STATE OF CALIFORNIA DEPARTMENT OF JUSTICE, OFFICE OF THE ATTORNEY GENERAL, TOBACCO LAW ENFORCEMENT GRANT PROGRAM IN THE AMOUNT OF \$74,817.00**

WHEREAS, the City of Gardena Police Department is interested in participating in the Tobacco Law Enforcement Grant Program, which is made available through the California Healthcare, Research and Prevention Tobacco Tax Act of 2016 (Proposition 56) and administered by the California Department of Justice (DOJ) to support local efforts to reduce the illegal sale of tobacco products to minors in the City; and

WHEREAS, following the City's submittal of a proposal for the Program, the State of California DOJ offered to award \$74,817.00 for the grant term beginning December 1, 2019, and ending June 30, 2022; and

WHEREAS, grant resources will be used to educate minors about the harmful effects of tobacco products, enforce state and local tobacco laws, conduct retailer enforcement, and to fund overtime costs, operating expenses, and equipment related to tobacco enforcement operations; and

WHEREAS, in order to be considered eligible to receive grant funding, the City of Gardena must submit a completed Grant Memorandum of Understanding to the State of California DOJ;

NOW, THEREFORE, BE IT RESOLVED BY THE CITY COUNCIL OF THE CITY OF GARDENA, AS FOLLOWS:

SECTION 1. That the City Manager or a designated representative is hereby authorized and directed, on behalf of the City, to accept grant funding in the amount of \$74,817.00 from the State of California DOJ.

SECTION 2. That the City Manager or a designated representative is hereby authorized, on behalf of the City, to execute the grant documents and to submit all documents including, without limitation, contracts, amendments, extensions, and payment requests as appropriate to accept the funds under and comply with all conditions of the grant.

SECTION 3. That the City Manager or a designated representative is hereby authorized and directed to establish all required accounts and make any and all expenditures, appropriations, transfers, and/or distributions of funds on behalf of the

City as are necessary and appropriate to carry out the purpose and intent of this Resolution.

SECTION 4. That the grant funds received hereunder shall not be used to supplant ongoing law enforcement expenditures.

**BE IT FURTHER RESOLVED** that the City Clerk shall certify to the passage and adoption of this Resolution; shall cause the same to be entered among the original Resolutions of said City; and shall make a minute of the passage and adoption thereof in the records of the proceedings of the City Council of said City in the minutes of the meeting at which the same is passed and adopted.


Passed, approved, and adopted this 11th day of February 2020.

\_\_\_\_\_  
TASHA CERDA, Mayor

ATTEST:

\_\_\_\_\_  
MINA SEMENZA, City Clerk

APPROVED AS TO FORM:

  
\_\_\_\_\_  
CARMEN VASQUEZ, City Attorney

**XAVIER BECERRA**  
*Attorney General*

*State of California*  
**DEPARTMENT OF JUSTICE**



DIVISION OF OPERATIONS  
P.O. BOX 944255  
SACRAMENTO, CA 94244-2550  
Telephone: (916) 210-7006  
- Fax (916) 324-5033  
E-Mail Address: Stacy.Heinsen@doj.ca.gov

September 30, 2019

Eric Hyde, Sergeant  
City of Gardena Police Department  
1718 W. 162nd Street  
Gardena, CA 90247

Re: Tobacco Grant Award Notification FY 19/20

Dear Eric Hyde,

Congratulations! On behalf of the California Department of Justice, I am excited to inform you that your agency's grant application for funds authorized under the California Healthcare, Research and Prevention Tobacco Tax Act of 2016 has been approved for funding in the amount of \$74,817.

The California Department of Justice was delighted to receive applications totaling over \$195 million to support local government agencies in educating kids about the harms of tobacco products, enforce state and local tobacco laws and, conduct retailer enforcement. Consequently, many awards were approved with modifications.


Attorney General Xavier Becerra will announce the award recipients in a press release on October 1, 2019. Until then, this information is embargoed and shall remain confidential. If your agency would like to coordinate and provide a two sentence quote for the press release, please contact Press Secretary Jennifer Molina at (213) 247-2803 or by email at [Jennifer.Molina@doj.ca.gov](mailto:Jennifer.Molina@doj.ca.gov). Attached please find a media kit that includes a template press release and social media. Please help us promote the program!

The Local Assistance Unit within the California Department of Justice will provide a follow up with your agency with detailed information pertaining to your particular award in addition to preparing the draft Memorandum of Understanding and all other required documents. In order to expedite this process, please send an e-mail to the Tobacco Grant Program at [TobaccoGrants@doj.ca.gov](mailto:TobaccoGrants@doj.ca.gov) with your application Budget Detail Sheet in Microsoft Excel format. Our team will insert any adjustments made during the award process.

September 30, 2019  
Page 2

If you have any questions about this process, please do not hesitate to contact me at (916) 210-7006 or at [TobaccoGrants@doj.ca.gov](mailto:TobaccoGrants@doj.ca.gov).

Sincerely,

A handwritten signature in black ink, appearing to read 'SH', with a long horizontal flourish extending to the right.

STACY HEINSEN  
Staff Services Manager II

For XAVIER BECERRA  
Attorney General

## MEMORANDUM OF UNDERSTANDING

### PURPOSE

This Memorandum of Understanding ("MOU") is entered into by the Department of Justice ("DOJ") and the Gardena Police Department (hereinafter, "Grantee"), to provide grant funds to Grantee for expenditure in compliance with the Grantee Handbook. The Grantee will expend funds for the purposes identified in the approved Grant Application submitted by Grantee in response to the DOJ's Request for Proposals for activities of Local Government Agencies to be funded under the California Healthcare, Research and Prevention Tobacco Tax Act of 2016 (the "Act"), approved by the voters as Proposition 56.

The Request for Proposals, Grantee Handbook (dated November 2019), and Grant Application are hereby incorporated by reference into this MOU.

### COST REIMBURSEMENT

DOJ agrees to reimburse Grantee in arrears, for Grantee's actual expenditures in performing the Scope of Work included in the approved Grant Application, upon receipt of invoices from Grantee and approval of the invoices by DOJ, in accordance with the reimbursement procedures set forth in the Grantee Handbook.

### BUDGET CONTINGENCY CLAUSE

It is mutually agreed that if the Budget Act of the current year and/or any subsequent years covered under the agreement does not appropriate sufficient funds for this MOU, this MOU shall be of no further force and effect. In this event, the DOJ shall have no liability to pay any funds whatsoever to Grantee or to furnish any other considerations under this MOU and Grantee shall not be obligated to continue performing any provisions of this agreement for which it would have been reimbursed.

If funding for any fiscal year is reduced or deleted in the Budget Act for purposes of this MOU, the DOJ shall have the option to either cancel this MOU with no liability occurring to the DOJ, or offer an amendment to the Grantee to reflect the reduced amount.

### ADMINISTRATION

Should Grantee fail to comply with this MOU, including any expenditures for purposes not permitted under the MOU, DOJ may take one or more of the actions described under Remedies for Noncompliance in the Grantee Handbook.

### MISCELLANEOUS PROVISIONS

Amendment – No amendment or variation of the terms of this MOU is valid unless made in writing, and signed by the duly authorized representatives of the parties.

Assignment – This MOU is not assignable by Grantee in whole or in part.

Indemnification – Grantee agrees to indemnify and hold harmless the DOJ, its officers, agents and employees from all claims, liabilities, or losses in connection with the performance of this MOU.

Termination – The DOJ may terminate this MOU and be relieved of any obligation to provide grant funds to Grantee should Grantee fail to perform the Scope of Work at the time and in the manner provided in this MOU.

TERMS

Grant Duration: 12/1/2019 – 6/30/2022

Award Amount			
Category of Expenditure	Budget FY 2019-2020	Budget FY 2020-2021	Budget FY 2021-2022
Personal Services	\$22,551	\$22,551	\$22,551
Operating Expenses and Equipment	\$1,200	\$1,200	\$1,200
Administrative Costs (Not to Exceed 5%)	\$1,188	\$1,188	\$1,188
<b>TOTAL AWARD AMOUNT</b>	<b>\$74,817</b>		


The time limit for reimbursements against this award ends 6/30/2022. Requests received after 7/15/2022 cannot be reimbursed by the DOJ.

GRANTEE CONTACT INFORMATION

Sergeant Eric Hyde  
 Gardena Police Department, Special Enforcement Unit (SEU)  
 1718 W 162<sup>nd</sup> Street, Gardena CA 90247  
 310-217-9647  
 ehyde@gardenapd.org

AUTHORIZATION


The DOJ and Grantee, by their duly authorized officials, have executed this MOU on the respective dates indicated below. This MOU and any future amendments shall be mailed to the Division of Operations, Local Assistance Unit, Tobacco Grant Program, and will become fully executed upon completion of signatures from all parties.

  
 \_\_\_\_\_  
 Michael Saffell, Chief of Police  
 Gardena Police Department

12/9/19  
 \_\_\_\_\_  
 Date

  
 \_\_\_\_\_  
 Ray Beeman, CFO  
 City of Gardena

12/9/19  
 \_\_\_\_\_  
 Date

  
 \_\_\_\_\_  
 Eric Hyde, Sergeant  
 Special Enforcement Unit  
 Gardena Police Department

12/9/19  
 \_\_\_\_\_  
 Date

\_\_\_\_\_  
 STACY HEINSEN, GRANT MGR.  
 Division of Operations  
 California Department of Justice

\_\_\_\_\_  
 Date

\_\_\_\_\_  
 CHRIS RYAN, CHIEF  
 Division of Operations  
 California Department of Justice

\_\_\_\_\_  
 Date